

**Quarterly Census of
Employment and Wages
Business Employment Dynamics
October to December 2022**

Figure 1

Net change in jobs,
seasonally adjusted
U.S. and Washington state,
Fourth quarter 2005 through fourth
quarter 2022

Figure 2

Gross job gains and losses,
seasonally adjusted, Washington
state,
Fourth quarter 2005 through fourth
quarter 2022

Figure 3

Net change in job gains and
losses by industry sector, seasonally
adjusted,
United States, fourth quarter 2022

Figure 4

Net change in job gains and losses
by industry sector, seasonally
adjusted, Washington state,
fourth quarter 2022

Figure 5

Net change in jobs by industry
sector, seasonally adjusted,
Washington state, fourth quarter
2021 and 2022

**Data Architecture, Transformation
and Analytics Division**

August 2023



**Employment
Security
Department**
WASHINGTON STATE

Washington State Business Employment Dynamics Fourth Quarter 2022



In fourth quarter 2022, October to December, seasonally adjusted job gains in Washington's private sector totaled 178,012 while job losses from businesses closing or contracting totaled 158,185. The result of these changes was a net gain of 19,827 jobs during the fourth quarter. These numbers show the key changes in private sector employment, also called Business Employment Dynamics (BED).

The U.S. Bureau of Labor Statistics' Business Employment Dynamics data series highlights the forces driving labor market dynamics at the state and national levels. Job gains and losses at private business establishments are tracked showing employment changes due to establishment openings or closings versus adding or shedding jobs at existing firms. The most recent BED data cover events through fourth quarter 2022.

Employment Security Department is an equal opportunity employer/program. Auxiliary aids and services are available upon request to people with disabilities. Language assistance services for limited English proficient individuals are available free of charge. Washington Relay Service: 711.

Net job gains grew at slower pace for the state and nation from third quarter 2022

Nationally, job gains exceeded job losses in 42 states for a net private sector employment gain of 400,000. The number of jobs gained during the fourth quarter was a decrease compared with the 1,302,000 jobs gained during the previous quarter, but more than the 287,000 jobs lost over second quarter 2022. Washington state gained 19,827 net jobs in fourth quarter 2022. This was less than the 28,904 jobs gained on third quarter 2022.

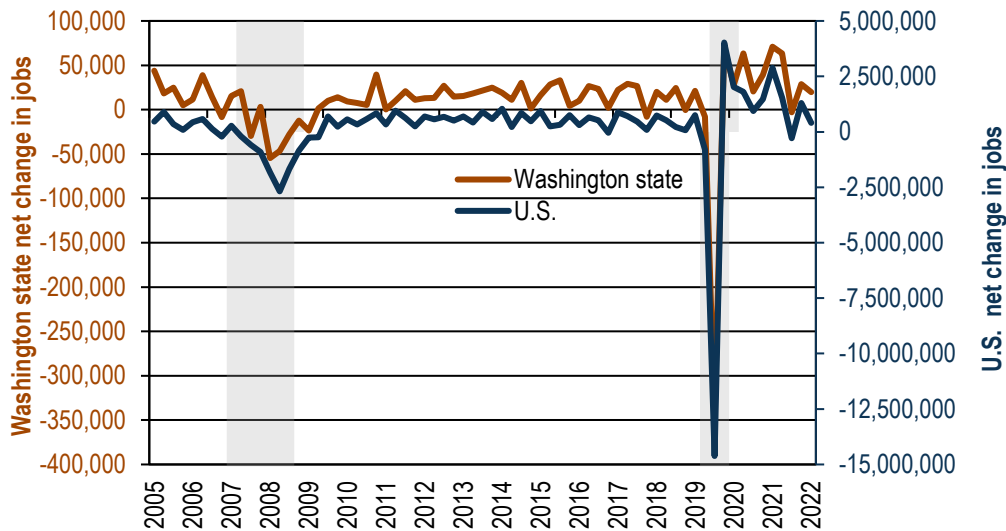
Figure 1 depicts the changing business employment dynamic and compares Washington state to national trends. On a national and state basis, net job gains and losses are sensitive to the business cycle. During the 2007 recession, net job losses increased before bottoming out in first quarter 2009. Net job growth resumed in second quarter 2010 and carried through until the next recession, resulting from efforts to reduce the effects of the pandemic. Job growth had begun to pick up in third quarter 2020 for the state and nation, helping to confirm the end of the Covid-19 recession in April that year.

Figure 1. Net change in jobs, seasonally adjusted

United States and Washington state, fourth quarter 2005 through fourth quarter 2022

Source: U.S. Bureau of Labor Statistics, Business Employment Dynamics data serie

Note: Shaded areas are U.S. recession periods.



At the national level, gross job gains were 8.0 million at opening and expanding establishments. Closing and contracting establishments lost 7.6 million jobs. Gross job losses were 5.4 percent of private sector employment. Opening establishments provided 1.7 million jobs. Washington state gained 178,012 jobs from new and expanding private businesses and lost 158,185 jobs from businesses closing or contracting for a net gain of 19,827 jobs in fourth quarter 2022. This compares to a net gain of 28,904 jobs in third quarter 2022 and a net loss of 3,079 jobs in second quarter 2022.

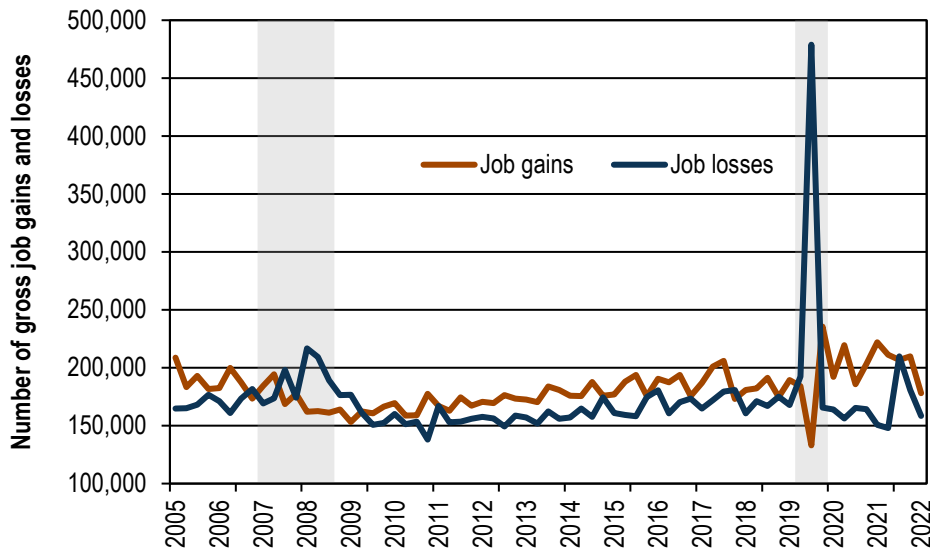
Figure 2 shows the quarterly pattern of gross job gains and losses in Washington state.

More labor market information is available at: www.esd.wa.gov/labormarketinfo

For more on the Business Employment Dynamics data series, visit: www.bls.gov/bdm

Figure 2. Gross job gains and losses, seasonally adjusted
Washington state, fourth quarter 2005 through fourth quarter 2022

Source: U.S. Bureau of Labor Statistics, Business Employment Dynamics data series



Both gross job gains and gross job losses fell in third quarter 2022.

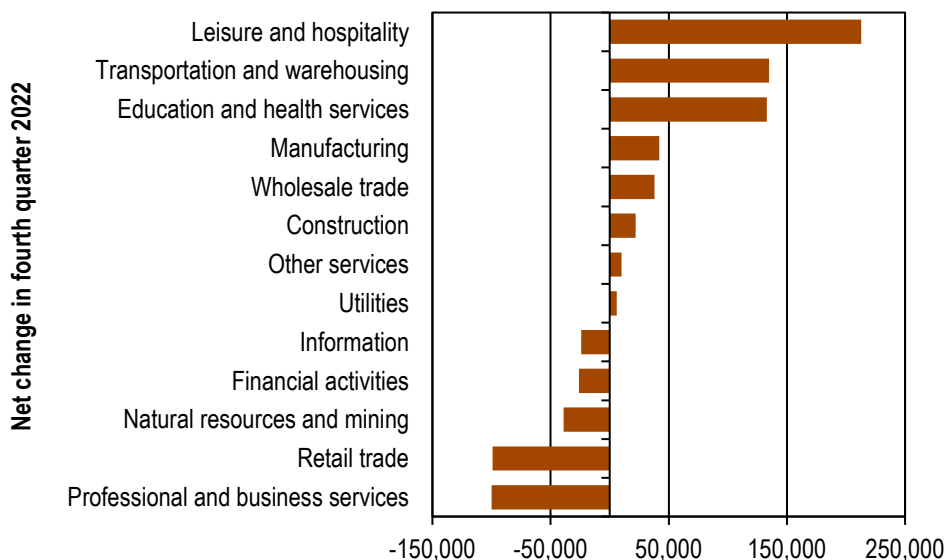
Note: Shaded areas are U.S. recession periods

Nationally, all thirteen major industries reported net job gains

The data in Figure 3 illustrate the net change in industry employment for the U.S. Total private sector employment rose by 400,000 in fourth quarter 2022. Service-providing industries had a seasonally adjusted net gain of 375,000 jobs and goods-producing industries posted a net gain of 25,000 jobs. In fourth quarter 2022, eight industry sectors reported job gains while thirteen reported gains during fourth quarter 2021.

Figure 3. Net change in job gains and losses by industry, seasonally adjusted
United States, fourth quarter 2022

Source: U.S. Bureau of Labor Statistics, Business Employment Dynamics data series



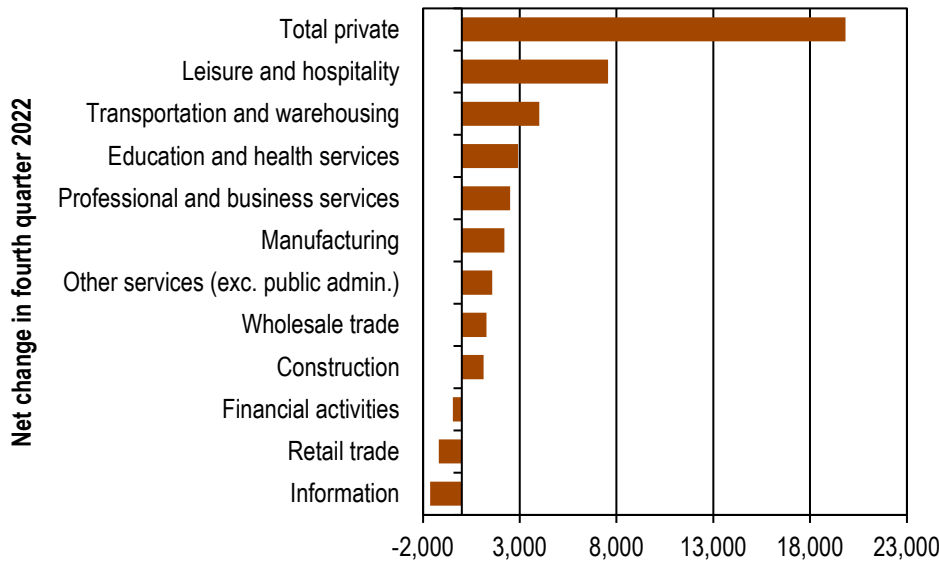
Leisure and hospitality reported the most net gains in fourth quarter 2022..

Washington state industry employment

Figure 4 shows net employment changes in Washington state industry sectors. Total private sector employment had a net increase of 19,827. Eight industry sectors reported net job gains in fourth quarter 2022. The top three industry sectors showing job gains were leisure and hospitality with a gain of 7,561, followed by transportation and warehousing (4,010) and education and health services (2,923). Information experienced a loss of 1,626 jobs.

Figure 4. Net change in job gains and losses by industry sector, seasonally adjusted Washington state, fourth quarter 2022

Source: U.S. Bureau of Labor Statistics, Business Employment Dynamics data series



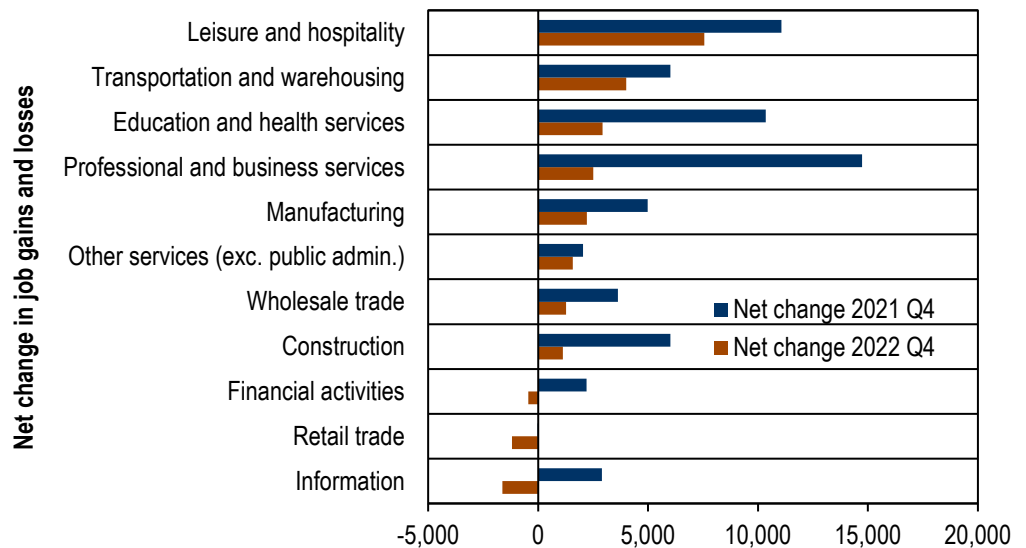
In Washington state, leisure and hospitality, transportation and warehousing, and education and health services had the most job gains in fourth quarter 2022..

Comparing fourth quarter 2022 to fourth quarter 2021 in Washington (Figure 5):

- All eleven private industry sectors had lower net gains in fourth quarter 2022 compared with fourth quarter 2021.
- Other services had the best gain from year to year with a gain of 1,569 jobs in fourth quarter 2022 compared with a gain of 2,034 in fourth quarter 2021.
- Professional and business services had the lowest net gain from year to year with a gain of 2,505 jobs in fourth quarter 2022 compared with a gain of 14,735 in fourth quarter 2021.

Figure 5. Net change in jobs by industry sector, seasonally adjusted Washington state, fourth quarter 2021 and 2022

Source: U.S. Bureau of Labor Statistics, Business Employment Dynamics data series



Washington had lower net gains in jobs in eleven major industries in fourth quarter 2022 compared with fourth quarter

Note: data for natural resources, mining and utilities are not disclosed in order to maintain employer confidentiality.

BED report contacts

Paul Turek,
State Labor Economist
BED Author
 Paul.turek@esd.wa.gov
 360-706-3044

Molly Webster,
QCEW Supervisor
 Molly.webster@esd.wa.gov
 360-890-3739

Danell McMillian,
QCEW Research Analyst
 Danell.mcmillian@esd.wa.gov
 360-890-3740

Contact an economist online!

We have seven regional economists serving local labor markets in Washington. Regional economists can help you find and use labor-market data, fulfill special data requests and answer questions about the labor market in your area. They serve professionals and organizations in their areas for WorkSource offices, workforce development councils, non-profit organizations, higher education, businesses and the news media.

Statewide labor economist:

Paul Turek, Ph.D.
 Paul.turek@esd.wa.gov
 360-706-3044

Regional labor economists:

Scott Bailey
 Scott.bailey@esd.wa.gov
 360-810-0048

Don Meseck
 Don.meseck@esd.wa.gov
 509-607-3267

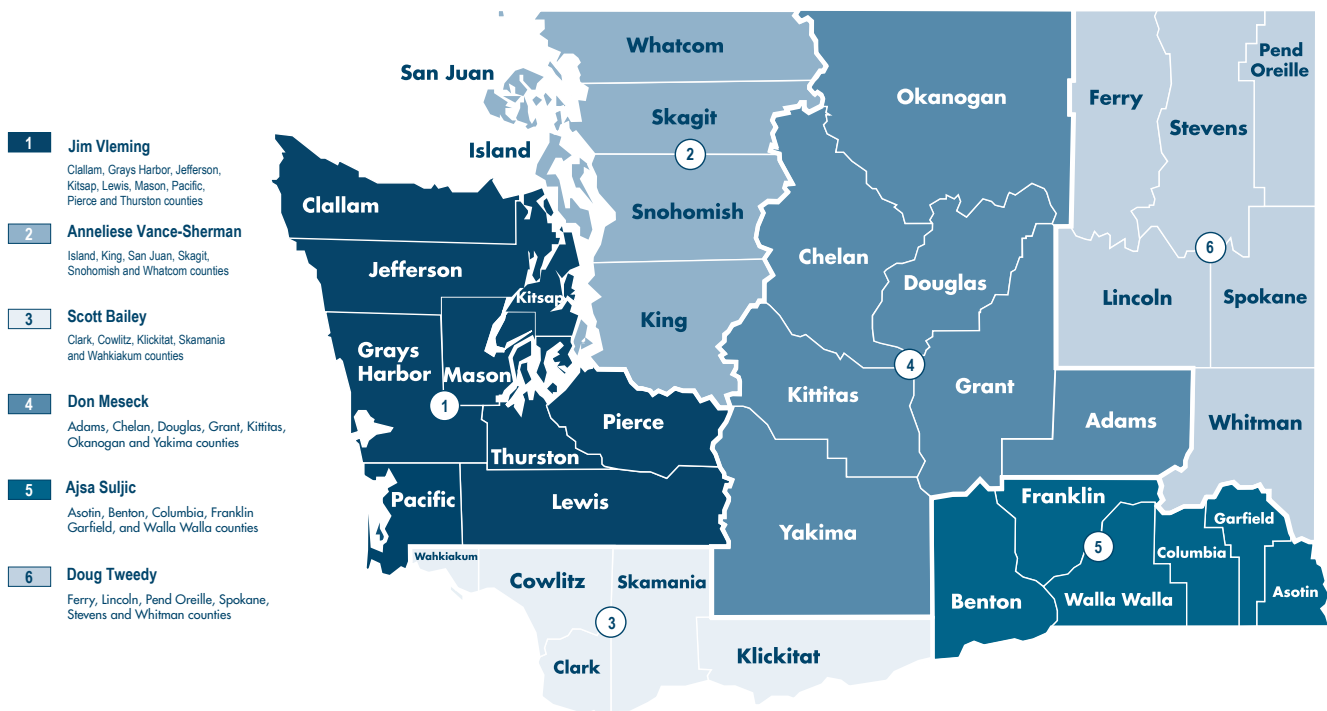
Ajsa Suljic
 Ajsa.suljic@esd.wa.gov
 509-734-5928

Doug Tweedy
 Doug.tweedy@esd.wa.gov
 509-434-5278

Anneliese Vance-Sherman, Ph.D.
 Anneliese.vance-sherman@esd.wa.gov
 425-258-6315

Jim Vleming
 Jim.vleming@esd.wa.gov
 360-819-3427

Washington state regional labor economist reporting areas



This workforce product was funded by a grant awarded by the U.S. Department of Labor's Employment and Training Administration. The product was created by the recipient and does not necessarily reflect the official position of the U.S. Department of Labor. The Department of Labor makes no guarantees, warranties, or assurances of any kind, expressed or implied, with respect to such information, including any information on linked sites and including, but not limited to, accuracy of the information or its completeness, timeliness, usefulness, adequacy, continued availability, or ownership. This product is copyrighted by the institution that created it. Internal use by an organization and/or personal use by an individual for non-commercial purposes is permissible. All other uses require the prior authorization of the copyright owner.