



# Agricultural and Seasonal Workforce Services Advisory Committee

## Meeting details

**Date:** Thursday, February 18, 2021

**Time:** 8:30 a.m. – 11:30 a.m.

**Location:** Virtual meeting due to COVID-19

### Committee members present

- Michele Besso
- Jonathan DeVaney
- Michael Gempler
- Rosalinda Guillen
- Delia Peña
- Jeff Perrault
- Victoria Ruddy
- Ramon Torres

### Non-voting agency representatives

- Uriel Iniguez
- Todd Phillips

### Committee members absent

- Ignacio Marquez

### ESD staff

- Gustavo Aviles
- Craig Carroll
- Norma Chavez
- Sara Crosby
- Alberto Isiordia
- Tamara Johnson
- Rene Maldonado
- Juan Martinez
- Dan Zeitlin

## Summary

### Meeting Recorded

This meeting was recorded and is available on <https://esd.wa.gov/newsroom/Ag-committee>

### Welcome and Introductions

Employment Security Department (ESD) Policy Director, Dan Zeitlin, welcomed everyone and asked Tamara Johnson to take roll. All voting members were present.

### Agenda

Recording timestamp **00:03:15**

Dan Zeitlin reviewed the agenda for the meeting and asked if anyone had any questions. (See Addendum I.)

### Meeting Minutes

Recording timestamp **00:06:55**

Dan Zeitlin requested that everyone review the meeting minutes for January 21, 2021 and provide their feedback. Jon DeVaney made a motion to approve the minutes for January 21, 2021. Mike Gempler seconded the motion. Meeting minutes were approved.

### Welcome New Members

Recording timestamp **00:07:47**

Dan Zeitlin welcomed Victoria Ruddy to the ASWS Advisory committee as she had technology issues last meeting which inhibited her from participating in introductions.

**Committee Organization**Recording timestamp **00:10:00**

Term limits:

Employers Representatives:

2yr: Jon DeVaney and Mike Gempler

4yr: Delia Pena and Jeff Perrault

Worker Representatives –

2yr: Michele Besso and Rosalinda Guillen

4yr: Ramon Torres and Victoria Ruddy

**ASWS Office Update**Recording timestamp **00:11:25**

Three compliance specialists were hired. They are Alejandra Mendoza in Wenatchee, Lorena Lopez in Yakima, and Amador Madera in Moses Lake. We are interviewing for the Supervisor position and then we will proceed with filling the remaining compliance specialists' positions.

**ASWS 2020 Report Recommendations**Recording timestamp **00:15:15**

Operational Planning – We are trying to make sure we are located in the appropriate counties to station our compliance staff. We have had three meetings in the last week working to coordinate efforts with other agencies when doing field checks/field visits.

**2021 Goal Setting**Recording timestamp **00:26:34**

Sara Crosby facilitated an exercise to prioritize goals for 2021.

The top three were: a faster connection of workers and employers; improve referral outcome tracking; customer experience study. (See addendum II.)

**Agency Coordination**Recording timestamp **1:49:37**

Weekly meetings include:

- COVID-19 testing - lead by Governor's office, includes ESD, L&I, Dept of Ag, DOH
- Outreach coordination – includes Governor's office ESD, DOH, L&I (DOSH, Community relations)
- Enforcement discussion – lead by Governor's office, includes ESD, DOH, L&I, Dept of Ag, Asst AG office

**L&I Updates**Recording timestamp **2:12:29**

- L&I cannot announce visits because it is against the law.
- Hired 2 more staff to do outreach for the agricultural employers.
- We have created a pocket handbook with phone numbers. Staff will be distributing those when doing outreach.
- End of year inspection reports. (See Addendum III.)

**DOH Updates**Recording timestamp **2:43:24**

- See Addendum IV.

**Agenda Items**Recording timestamp **3:14:00**

- Discuss L&I reports as to the number of inspections per housing/per citation/per visit based on report supplied by L&I.
- More coordination with federal agencies
- Process of improvement for referrals- what has ESD done to fix this
- Coordinated discussion on referral and recruitment
- Coordination of vaccines to farmworkers

**Public Comments**Recording timestamp **03:14:20**

Jose Ortiz – Catholic Community Services – Skagit/King County North

**Adjourned**

Dan Zeitlin thanked everyone for their continued active participation and for their commitment to this work, then ended the meeting at 12:03 p.m.

**2021 Meetings**

The next Agricultural and Seasonal Workforce Services Advisory Committee meeting is on:

- **March 18, 2021 – 8:30 a.m. to 11:30 a.m. - WebEx Meeting**

ADDENDUM I



AGENDA

Agricultural and Seasonal Workforce Services (ASWS)  
Advisory Committee

Thursday, February 18, 2021 | 8:30 am – 11:30 am | WebEx

Agenda Items

| TIME     | TOPIC   |
|----------|---|
| 8:30 am  | Introductions <ul style="list-style-type: none"> <li>Welcome from Dan Zeitlin, Director, ESD Policy, Data, Performance and Integrity Division &amp; Norma Chavez, Director – Agricultural and Seasonal Workforce Services</li> <li>Agenda Review</li> </ul> |
| 8:40 am  | Approval of Meeting Minutes <ul style="list-style-type: none"> <li>January 21, 2021</li> </ul>  |
| 8:45 am  | Welcome New Members – Dan Zeitlin <ul style="list-style-type: none"> <li>Victoria Ruddy</li> </ul>  |
| 8:55 am  | ASWS Office Update – Norma Chavez   |
| 9:00 am  | Update on Report Recommendations – Norma Chavez <ul style="list-style-type: none"> <li>Operational planning (field checks/field visits) updates</li> </ul>  |
| 9:10 am  | 2021 - Goal setting – Sara Crosby <ul style="list-style-type: none"> <li>Map out goals for the year which includes following up on the recommendations</li> <li>Map out time frames and what discussions we need to prioritize</li> </ul>                   |
| 10:00 am | Break   |
| 10:10 am | 2021 – Goal setting – Sara Crosby <ul style="list-style-type: none"> <li>What committee can do to support and guide ESD with recommendations</li> </ul>   |
| 10:35 am | Legislative updates   |
| 10:45 am | Agency Coordination – Norma Chavez  |
| 10:55 am | L&I Update – Uriel Iniguez  |
| 11:05 am | DOH Update – Todd Phillips & Tomas Madrigal <ul style="list-style-type: none"> <li>COVID-19 Testing and Vaccinations</li> </ul>   |
| 11:15 am | Closing Discussion <ul style="list-style-type: none"> <li>Next agenda items</li> </ul>  |
| 11:25 am | Public Comments   |
| 11:30 am | Adjourn   |

GROUND RULES

No side conversations | Phones on silent | Let people speak without interruption | Respect the opinion of others | Strive for understanding | Speak your mind | Strive for common ground | Assume good intent | Stay focused on task at hand and be willing to come back to the topic | Make sure everyone understands | Look out for each other | Take care of your own comfort | Ask for what you need

ADDENDUM II.

2021 ASWS Committee Priorities

0= Top Priority  
 1 = highest/2nd  
 3 = mid level  
 5 = lowest/later  
 C = Consult  
 I = Inform

| Short title   | Description   | Timing Level | Involvement | Notes   |
|---|---|--------------|-------------|---|
| <b>Faster connection of workers &amp; employers</b> | Faster connection of workers and employers through process changes, including more direct and ongoing engagement with domestic job applicants   | 0            | C           |   |
| <b>Improve referral outcome tracking</b>            | The committee recommends that ESD track job referral outcomes more consistently   | 0            | C           |   |
| <b>Customer experience study</b>                    | Complete a customer experience study to better understand the experience of farmworkers and employers in the ESD application and referral process   | 0            | C           | Do not wait for results to do other items on the list                                   |
| <b>Provide applicant info directly to employers</b> | The committee recommends ESD directly inform employers of applicants for H-2A job openings  | 1            | C           |   |
| <b>Tracking of worker placements</b>                | Improve ESD's tracking and monitoring of quarterly domestic worker placements to ensure it is then conducting field checks as federally required (federal statute requires a domestic worker placement to conduct a field check at an H-2A site). | 1            | C           |   |
| <b>Improve coordination between agencies</b>        | Develop mechanisms to strengthen and align coordination with other agencies to effectively and efficiently improve health, safety and working conditions in agriculture.  | 1            | C           |   |
| <b>Employer training</b>                            | Enhancing employer training   | 3            | C           | More immediate targeted training depending on results. Overall training can come later. |
| <b>Measurable impacts of changes</b>                | Measure the impacts of implementing recommendations regarding employer resources and training. The committee intends to measure/track the impact of recommendations.  | 3            | C           |   |
| <b>Enhanced employer resources</b>                  | Create enhanced resources and best practices for employers to access in order to increase employer compliance with H-2A laws and rules, streamline hiring and help support employers in successfully meeting program requirements                 | 5            | C           | Labor side of committee interested in further consult.                                  |
| <b>Examine funding sources</b>                      | examine the allocation of the funding sources for the H-2A administrative functions, and identify gaps in funding and needed resources to address those gaps if they exist. Evaluate the existing   | 5            | C           |   |

General requests regarding committee involvement

- \*ESD to provide 24+ hours notice when asking for email response from committee
- \*ESD to provide high level updates on these priorities to include baseline for each of these points, few bullet points regarding biggest concerns / why, and status updates of each effort
- \*Important that we are involved along the way; don't spend several months fully invested and it doesn't meet our expectations. We need to work with the people doing this so we can guide them.
- \*Appreciate dialogue between meetings - schedule time with each side of committee mid-way between meetings
- \*Brief reports from ESD staff engaged in this work to tell us from beginning where we are now. Don't spend time on detailed reports; basic info so we can give feedback.

Addendum III.

DOSH Interventions in the Agriculture Industry  
Citation Issued - January 1, 2020 thru December 31, 2020

| DOSH Interventions in Ag*   |   |                                     |         |          |          |          |         |          |          |          |          |           |             |             |
|---|---|-------------------------------------|---------|----------|----------|----------|---------|----------|----------|----------|----------|-----------|-------------|-------------|
| AG INDUSTRY*<br>Inspection Stats<br>for Inspections<br>Issued to<br>Employers | CITATION ISSUED<br>YEAR & MONTH             | 2020                                |         |          |          |          |         |          |          |          |          |           |             |             |
|   |   | Jan                                 | Feb     | Mar      | Apr      | May      | June    | July     | Aug      | Sep      | Oct      | Nov       | Dec         | Total       |
|   | <b>TOTAL INSPECTIONS ISSUED</b>             | 16                                  | 9       | 15       | 6        | 24       | 85      | 31       | 47       | 17       | 54       | 85        | 33          | 422         |
|   | Percent of all Inspections                  | 4.0%                                | 2.4%    | 4.3%     | 4.1%     | 8.8%     | 13.9%   | 9.9%     | 10.8%    | 5.1%     | 14.9%    | 23.4%     | 8.8%        | 9.7%        |
|   | Inspections with Violations                 | 15                                  | 7       | 7        | 6        | 9        | 31      | 11       | 17       | 12       | 15       | 32        | 15          | 177         |
|   | No Violation Inspections                    | 1                                   | 2       | 8        | 0        | 15       | 54      | 20       | 30       | 5        | 39       | 53        | 18          | 245         |
|   | % of Inspections with No Violations         | 6.3%                                | 22.2%   | 53.3%    | 0.0%     | 62.5%    | 63.5%   | 64.5%    | 63.8%    | 29.4%    | 72.2%    | 62.4%     | 54.5%       | 58.1%       |
|   | <b>Inspection Type</b>                      | <b>Inspection Count</b>             |         |          |          |          |         |          |          |          |          |           |             |             |
|   | Fatality Inspections                        | 0                                   | 0       | 0        | 0        | 0        | 1       | 0        | 0        | 1        | 0        | 2         | 7           | 11          |
|   | Reported Hospitalization Inspections        | 3                                   | 2       | 1        | 0        | 0        | 1       | 1        | 8        | 1        | 2        | 5         | 2           | 26          |
|   | Complaint Inspections                       | 6                                   | 0       | 1        | 1        | 4        | 13      | 4        | 8        | 3        | 3        | 8         | 2           | 53          |
|   | Referral Inspections                        | 1                                   | 2       | 1        | 2        | 8        | 22      | 19       | 16       | 7        | 5        | 8         | 5           | 96          |
|   | Scheduled/Programmed Inspections            | 4                                   | 5       | 11       | 3        | 12       | 48      | 6        | 12       | 5        | 44       | 62        | 16          | 228         |
|   | Other Inspection Types                      | 2                                   | 0       | 1        | 0        | 0        | 0       | 1        | 3        | 0        | 0        | 0         | 1           | 8           |
|   | <b>Employer Size</b>                        | <b># Inspections / # Violations</b> |         |          |          |          |         |          |          |          |          |           |             |             |
|   | 1 - 10 Employees                            | 3 / 24                              | 3 / 7   | 4 / 2    | 2 / 5    | 4 / 13   | 20 / 56 | 4 / 19   | 8 / 24   | 4 / 21   | 6 / 26   | 5 / 14    | 5 / 5       | 67 / 216    |
|   | 11 - 25 Employees                           | 2 / 2                               | 0 / 0   | 4 / 12   | 1 / 1    | 3 / 13   | 11 / 25 | 0 / 0    | 3 / 3    | 2 / 5    | 6 / 2    | 9 / 4     | 4 / 0       | 45 / 67     |
|   | 26 - 100 Employees                          | 5 / 12                              | 5 / 13  | 7 / 5    | 1 / 4    | 4 / 1    | 15 / 3  | 5 / 2    | 9 / 7    | 3 / 1    | 13 / 4   | 21 / 12   | 10 / 10     | 98 / 83     |
|   | 101 - 250 Employees                         | 4 / 11                              | 1 / 2   | 0 / 0    | 1 / 3    | 4 / 1    | 19 / 0  | 10 / 4   | 7 / 4    | 1 / 8    | 12 / 3   | 12 / 14   | 3 / 1       | 74 / 51     |
|   | 251 or more Employees                       | 2 / 2                               | 0 / 0   | 0 / 0    | 1 / 2    | 9 / 3    | 20 / 5  | 12 / 3   | 20 / 9   | 7 / 14   | 18 / 8   | 38 / 19   | 11 / 35     | 138 / 100   |
|   | <b>Total Inspections / Violations</b>       | 16 / 51                             | 9 / 22  | 15 / 19  | 6 / 15   | 24 / 31  | 85 / 89 | 31 / 28  | 47 / 47  | 17 / 49  | 54 / 43  | 85 / 72   | 28 / 22     | 422 / 517   |
| AG INDUSTRY*<br>Violation Stats   | Willful Vios                                | 0                                   | 0       | 0        | 0        | 0        | 0       | 0        | 0        | 0        | 0        | 0         | 24          | 24          |
|   | Serious Vios                                | 17                                  | 3       | 6        | 11       | 12       | 9       | 9        | 16       | 11       | 21       | 39        | 19          | 173         |
|   | Repeat Vios                                 | 0                                   | 0       | 0        | 0        | 0        | 0       | 0        | 0        | 3        | 0        | 3         | 0           | 6           |
|   | Failure to Abate Vios                       | 0                                   | 0       | 1        | 0        | 0        | 0       | 0        | 0        | 0        | 0        | 0         | 0           | 1           |
|   | <b>Total Serious &amp; Above Violations</b> | 17                                  | 3       | 7        | 11       | 12       | 9       | 9        | 16       | 14       | 21       | 42        | 43          | 204         |
|   | % Serious or Higher Cited                   | 33.3%                               | 13.6%   | 36.8%    | 73.3%    | 38.7%    | 10.1%   | 32.1%    | 34.0%    | 28.6%    | 48.8%    | 58.3%     | 84.3%       | 39.5%       |
|   | General Violations                          | 34                                  | 19      | 12       | 4        | 19       | 80      | 19       | 31       | 35       | 22       | 30        | 8           | 313         |
|   | <b>TOTAL VIOLATIONS ISSUED</b>              | 51                                  | 22      | 19       | 15       | 31       | 89      | 28       | 47       | 49       | 43       | 72        | 51          | 517         |
|   | <b>TOTAL ASSESSED PENALTIES</b>             | \$39,000                            | \$5,400 | \$14,500 | \$22,100 | \$27,000 | \$9,800 | \$19,500 | \$30,100 | \$51,500 | \$36,400 | \$137,100 | \$2,077,500 | \$2,469,900 |

| COVID RELATED<br>INSPECTIONS | CITATION ISSUED<br>YEAR & MONTH   | 2020 |      |      |      |          |       |         |          |          |          |           |             |             |
|------------------------------|-----------------------------------|------|------|------|------|----------|-------|---------|----------|----------|----------|-----------|-------------|-------------|
|                              |                                   | Jan  | Feb  | Mar  | Apr  | May      | June  | July    | Aug      | Sep      | Oct      | Nov       | Dec         | Total       |
|                              | Inspections with Violations       | 0    | 0    | 0    | 0    | 1        | 7     | 5       | 6        | 4        | 11       | 23        | 12          | 69          |
|                              | No Violation Inspections          | 0    | 0    | 0    | 0    | 13       | 44    | 19      | 18       | 3        | 34       | 49        | 13          | 193         |
|                              | <b>Total COVID Ag Inspections</b> | 0    | 0    | 0    | 0    | 14       | 51    | 24      | 24       | 7        | 45       | 72        | 25          | 262         |
|                              | % of all Ag Inspections           | 0.0% | 0.0% | 0.0% | 0.0% | 58.3%    | 60.0% | 77.4%   | 51.1%    | 41.2%    | 83.3%    | 84.7%     | 75.8%       | 62.1%       |
|                              | <b>COVID Penalties Assessed</b>   | \$0  | \$0  | \$0  | \$0  | \$13,200 | \$0   | \$5,700 | \$12,100 | \$44,000 | \$29,200 | \$104,000 | \$2,062,800 | \$2,271,000 |

| TWH RELATED<br>INSPECTIONS | CITATION ISSUED<br>YEAR & MONTH | 2020  |      |      |      |      |      |      |      |      |       |       |       |       |
|----------------------------|---------------------------------|-------|------|------|------|------|------|------|------|------|-------|-------|-------|-------|
|                            |                                 | Jan   | Feb  | Mar  | Apr  | May  | June | July | Aug  | Sep  | Oct   | Nov   | Dec   | Total |
|                            | Inspections with Violations     | 2     | 0    | 0    | 0    | 0    | 0    | 0    | 2    | 0    | 11    | 20    | 10    | 45    |
|                            | No Violation Inspections        | 0     | 0    | 1    | 0    | 0    | 1    | 0    | 2    | 0    | 31    | 41    | 9     | 85    |
|                            | <b>Total TWH Inspections</b>    | 2     | 0    | 1    | 0    | 0    | 1    | 0    | 4    | 0    | 42    | 61    | 19    | 130   |
|                            | % of all Ag Inspections         | 12.5% | 0.0% | 6.7% | 0.0% | 0.0% | 1.2% | 0.0% | 8.5% | 0.0% | 77.8% | 71.8% | 57.6% | 30.8% |

| ALL INDUSTRY<br>INTERVENTIONS<br>for comparison | CALENDAR YEAR              | 2020 |     |     |     |     |      |      |     |      |     |     |     |       |
|---|----------------------------|------|-----|-----|-----|-----|------|------|-----|------|-----|-----|-----|-------|
|   |                            | Jan  | Feb | Mar | Apr | May | June | July | Aug | Sept | Oct | Nov | Dec | Total |
|   | Total Inspections Issued   | 397  | 374 | 349 | 147 | 272 | 610  | 313  | 437 | 331  | 362 | 363 | 374 | 4,329 |
|   | Total Consultations Visits | 196  | 243 | 236 | 72  | 118 | 176  | 135  | 134 | 139  | 147 | 115 | 109 | 1,820 |

| AG INDUSTRY*<br>Consultations | AG CONSULTATION VISITS             | 2020  |       |       |      |       |       |       |       |       |       |      |       |       |
|-------------------------------|------------------------------------|-------|-------|-------|------|-------|-------|-------|-------|-------|-------|------|-------|-------|
|                               |                                    | Jan   | Feb   | Mar   | Apr  | May   | June  | July  | Aug   | Sept  | Oct   | Nov  | Dec   | Total |
|                               | AG CONSULTATION VISITS             | 20    | 27    | 34    | 6    | 20    | 26    | 14    | 22    | 20    | 20    | 6    | 19    | 234   |
|                               | Percent of all Consultation Visits | 10.2% | 11.1% | 14.4% | 8.3% | 16.9% | 14.8% | 10.4% | 16.4% | 14.4% | 13.6% | 5.2% | 17.4% | 12.9% |

| Rank | Top 10 Cited WAC Code Violations in Agriculture*                                  | Times Cited |
|------|---|-------------|
| 1    | WAC 296-307-16102: Protect Occupants from COVID-19 in Temporary Worker Housing    | 42          |
| 2    | WAC 296-901-14010: Written Hazard Communication                                   | 26          |
| 3    | WAC 296-307-045: What are the Requirements of the Safe Place Standard?            | 24          |
| 4    | WAC 296-307-030: Accident Prevention Program                                      | 22          |
| 5    | WAC 296-901-14016: Employee Information & Training                                | 16          |
| 6    | WAC 296-901-14014: Safety Data Sheets   | 15          |
| 7    | WAC 296-307-34015: Fire Protection; Exit Routes                                   | 14          |
| 8    | WAC 296-307-14505: What Records Must an Employer Keep For Pesticide Applications? | 14          |
| 9    | WAC 296-307-10830: Display Requirements for Pesticide Safety & Hazards            | 12          |
| 10   | WAC 296-307-033: Requirements for Safety Meetings                                 | 12          |

DOSH Interventions in the Agriculture Industry  
Citation Issued - January 1, 2020 thru December 31, 2020

| Inspections by Employer Site NAICS |                                      | 2020      |          |           |          |           |           |           |           |           |           |           |           | Total      |
|------------------------------------|--------------------------------------|-----------|----------|-----------|----------|-----------|-----------|-----------|-----------|-----------|-----------|-----------|-----------|------------|
|                                    |                                      | Jan       | Feb      | Mar       | Apr      | May       | June      | July      | Aug       | Sep       | Oct       | Nov       | Dec       |            |
| 111331                             | APPLE ORCHARDS                       | 4         |          | 2         |          | 8         | 14        | 6         | 7         | 3         | 14        | 29        | 14        | 97         |
| 115114                             | POSTHARVEST CROP ACTIVITIES (EXCEPT  |           |          | 1         |          | 7         | 38        | 10        | 13        | 3         | 9         | 6         | 2         | 93         |
| 111339                             | OTHER NONCITRUS FRUIT FARMING        | 3         |          | 3         | 3        | 3         | 10        | 6         | 6         | 5         | 12        | 14        | 6         | 71         |
| 115115                             | FARM LABOR CONTRACTORS AND CRE       | 2         |          | 2         |          | 1         |           | 1         | 4         |           | 7         | 7         | 2         | 26         |
| 111998                             | ALL OTHER MISCELLANEOUS CROP FARMING |           |          |           |          | 2         | 6         | 2         | 3         | 2         | 3         | 6         | 1         | 25         |
| 111332                             | GRAPE VINEYARDS                      | 1         | 1        |           |          | 1         | 4         |           | 6         |           | 2         | 1         | 2         | 18         |
| 111419                             | OTHER FOOD CROPS GROWN UNDER         | 1         | 4        | 4         |          |           | 3         |           | 1         | 3         |           | 1         |           | 17         |
| 115116                             | FARM MANAGEMENT SERVICES             |           |          |           |          |           |           | 1         |           |           | 4         | 8         | 1         | 14         |
| 111219                             | OTHER VEGETABLE (EXCEPT POTATO)      | 1         | 1        |           |          |           | 1         | 3         | 1         |           | 1         | 3         |           | 11         |
| 111421                             | NURSERY AND TREE PRODUCTION          |           | 1        | 1         | 1        | 1         |           | 1         | 1         |           |           | 3         | 1         | 10         |
| 112120                             | DAIRY CATTLE AND MILK PRODUCTION     |           | 1        | 1         | 1        | 1         | 2         |           |           | 1         |           | 1         | 2         | 10         |
| 112111                             | POTATO FARMING                       | 2         |          | 1         |          |           |           |           | 1         |           | 1         | 1         | 1         | 7          |
| 115310                             | SUPPORT ACTIVITIES FOR FORESTRY      |           | 1        |           |          |           | 1         |           |           |           | 1         | 1         |           | 4          |
| 111334                             | BERRY (EXCEPT STRAWBERRY) FARMING    | 1         |          |           |          |           | 1         |           |           |           |           | 2         |           | 4          |
| 111411                             | MUSHROOM PRODUCTION                  |           |          |           |          |           | 1         |           | 1         |           |           | 2         |           | 4          |
| 112310                             | CHICKEN EGG PRODUCTION               |           |          |           | 1        |           | 1         |           |           |           |           |           |           | 2          |
| 112112                             | CATTLE FEEDLOTS                      |           |          |           |          |           | 1         |           | 1         |           |           |           |           | 2          |
| 111422                             | FLORICULTURE PRODUCTION              |           |          |           |          |           | 1         |           |           |           |           |           | 1         | 2          |
| 115112                             | SOIL PREPARATION, PLANTING, AND C    | 1         |          |           |          |           |           | 1         |           |           |           |           |           | 2          |
| 111140                             | WHEAT FARMING                        |           |          |           |          |           |           |           | 1         |           |           |           |           | 1          |
| 111940                             | HAY FARMING                          |           |          |           |          |           |           |           | 1         |           |           |           |           | 1          |
| 112111                             | BEEF CATTLE RANCHING AND FARMING     |           |          |           |          |           | 1         |           |           |           |           |           |           | 1          |
| <b>Total</b>                       |                                      | <b>16</b> | <b>9</b> | <b>15</b> | <b>6</b> | <b>24</b> | <b>85</b> | <b>31</b> | <b>47</b> | <b>17</b> | <b>54</b> | <b>85</b> | <b>33</b> | <b>422</b> |

\*Ag data excludes the following Site NAICS (11) Codes from the counts: 113 Forestry & Logging and 114 Fishing, Hunting & Trapping  
\*\*Last Updated 1/4/2020 -> Citation Issue Date between 01/01/2020 through 12/31/2020

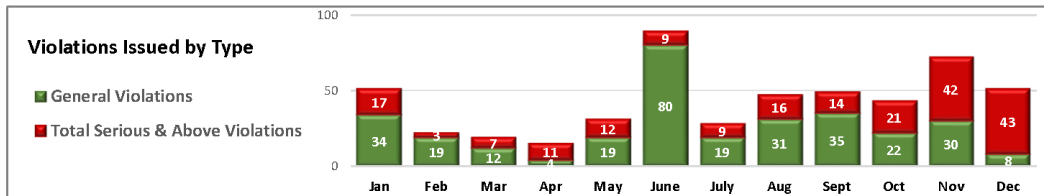
| Inspections Issued by County and City |                | 2020     |          |          |          |           |          |          |          |           |           |           |           | Total     |
|---------------------------------------|----------------|----------|----------|----------|----------|-----------|----------|----------|----------|-----------|-----------|-----------|-----------|-----------|
|                                       |                | Jan      | Feb      | Mar      | Apr      | May       | June     | July     | Aug      | Sep       | Oct       | Nov       | Dec       |           |
| ADAMS                                 | Mattawa        |          |          |          |          | 0         | 1        | 0        | 0        |           | 2         | 2         |           | 5         |
|                                       | Othello        |          |          |          |          |           | 1        |          |          |           | 6         | 8         | 2         | 17        |
|                                       | Ritzville      | 1        |          |          |          |           |          |          |          |           |           |           |           | 1         |
|                                       | <b>Total</b>   | <b>1</b> | <b></b>  | <b></b>  | <b></b>  | <b>0</b>  | <b>2</b> | <b>0</b> | <b>0</b> | <b></b>   | <b>8</b>  | <b>10</b> | <b>2</b>  | <b>23</b> |
| BENTON                                | Benton City    | 2        | 1        | 1        | 1        | 1         | 3        |          |          | 1         | 1         | 1         | 2         | 14        |
|                                       | Kennewick      |          |          |          |          |           | 2        |          | 2        |           |           |           | 1         | 5         |
|                                       | Plymouth       |          |          |          |          |           | 1        |          |          |           |           |           |           | 1         |
|                                       | Prosser        |          |          |          |          | 1         | 5        |          | 1        |           | 4         |           | 1         | 12        |
| <b>Total</b>                          | <b>2</b>       | <b>1</b> | <b>1</b> | <b>1</b> | <b>2</b> | <b>11</b> | <b></b>  | <b>3</b> | <b>1</b> | <b>5</b>  | <b>1</b>  | <b>4</b>  | <b>32</b> |           |
| CHELAN                                | Cashmere       | 2        |          |          |          |           |          | 2        |          |           | 2         |           | 2         | 8         |
|                                       | Chelan         |          |          |          |          |           |          |          |          |           | 3         |           | 1         | 4         |
|                                       | Malaga         |          |          |          |          |           |          |          | 1        |           |           |           |           | 1         |
|                                       | Manson         |          |          |          |          |           |          |          |          | 2         |           | 1         |           | 5         |
|                                       | Monitor        |          |          |          |          |           |          |          |          |           |           | 1         |           | 1         |
|                                       | Peshastin      |          |          |          |          |           | 1        |          |          |           |           |           |           | 1         |
|                                       | Wenatchee      | 1        |          |          |          |           | 1        | 2        | 1        |           |           |           |           | 5         |
| <b>Total</b>                          | <b>3</b>       | <b></b>  | <b></b>  | <b></b>  | <b></b>  | <b>2</b>  | <b>4</b> | <b>2</b> | <b>2</b> | <b>7</b>  | <b>2</b>  | <b>3</b>  | <b>25</b> |           |
| CLALLAM                               | Forks          |          | 1        |          |          |           |          |          |          |           |           |           |           | 1         |
|                                       | <b>Total</b>   | <b></b>  | <b>1</b> | <b></b>  | <b></b>  | <b></b>   | <b></b>  | <b></b>  | <b></b>  | <b></b>   | <b></b>   | <b></b>   | <b></b>   | <b>1</b>  |
| CLARK                                 | Vancouver      |          |          |          |          |           |          |          |          |           | 1         |           |           | 1         |
|                                       | <b>Total</b>   | <b></b>  | <b></b>  | <b></b>  | <b></b>  | <b></b>   | <b></b>  | <b></b>  | <b></b>  | <b></b>   | <b>1</b>  | <b></b>   | <b></b>   | <b>1</b>  |
| COLUMBIA                              | Dayton         |          |          |          |          | 1         |          |          |          |           | 1         |           |           | 1         |
|                                       | <b>Total</b>   | <b></b>  | <b></b>  | <b></b>  | <b></b>  | <b>1</b>  | <b></b>  | <b></b>  | <b></b>  | <b></b>   | <b>1</b>  | <b></b>   | <b></b>   | <b>1</b>  |
| DOUGLAS                               | Bridgeport     |          |          |          |          |           |          |          |          |           |           | 3         | 2         | 5         |
|                                       | East Wenatchee |          |          |          |          |           | 2        | 1        | 1        |           |           |           |           | 4         |
|                                       | Orondo         |          |          |          | 1        | 1         | 2        | 1        | 1        |           |           | 3         | 3         | 12        |
|                                       | <b>Total</b>   | <b></b>  | <b></b>  | <b>1</b> | <b>1</b> | <b>4</b>  | <b>2</b> | <b>2</b> | <b></b>  | <b></b>   | <b>6</b>  | <b>5</b>  | <b></b>   | <b>21</b> |
| FERRY                                 | Republic       |          |          |          |          |           |          |          |          |           |           | 1         |           | 1         |
|                                       | <b>Total</b>   | <b></b>  | <b></b>  | <b></b>  | <b></b>  | <b></b>   | <b></b>  | <b></b>  | <b></b>  | <b></b>   | <b></b>   | <b>1</b>  | <b></b>   | <b>1</b>  |
| FRANKLIN                              | Connell        |          |          |          |          |           | 2        |          |          |           |           |           |           | 2         |
|                                       | Eltopia        |          |          |          |          |           | 1        |          |          |           | 1         |           |           | 2         |
|                                       | Mesa           |          |          | 2        |          | 2         | 1        |          |          |           | 1         | 2         |           | 8         |
|                                       | Pasco          | 1        | 1        |          |          | 1         | 4        | 2        | 7        |           | 1         |           |           | 17        |
|                                       | <b>Total</b>   | <b>1</b> | <b>1</b> | <b>2</b> | <b></b>  | <b>3</b>  | <b>8</b> | <b>2</b> | <b>7</b> | <b></b>   | <b>3</b>  | <b>2</b>  | <b></b>   | <b>29</b> |
| GRANT                                 | Ephrata        |          |          |          |          |           |          | 1        |          |           |           |           | 1         | 2         |
|                                       | Hartline       |          |          | 1        |          |           |          |          |          |           |           |           |           | 1         |
|                                       | Mattawa        |          |          |          |          | 1         | 0        | 1        | 1        |           | 4         | 0         |           | 7         |
|                                       | Moses Lake     |          |          |          |          |           |          |          |          |           | 1         |           |           | 1         |
|                                       | Quincy         |          | 1        | 1        |          |           | 4        |          | 1        |           | 3         | 14        | 3         | 27        |
|                                       | Royal City     | 1        |          |          |          |           | 1        |          | 1        |           | 3         | 5         | 1         | 12        |
| <b>Total</b>                          | <b>1</b>       | <b>1</b> | <b>2</b> | <b></b>  | <b>1</b> | <b>5</b>  | <b>2</b> | <b>3</b> | <b></b>  | <b>11</b> | <b>19</b> | <b>5</b>  | <b>50</b> |           |
| GRAYS HARBOR                          | Elma           |          |          |          |          |           |          |          |          | 2         |           |           |           | 2         |
|                                       | <b>Total</b>   | <b></b>  | <b></b>  | <b></b>  | <b></b>  | <b></b>   | <b></b>  | <b></b>  | <b></b>  | <b>2</b>  | <b></b>   | <b></b>   | <b></b>   | <b>2</b>  |
| KING                                  | Auburn         |          |          |          |          |           | 1        |          |          |           |           |           |           | 1         |
|                                       | Seattle        |          |          |          |          |           | 1        |          |          |           |           |           |           | 1         |
|                                       | Woodinville    |          | 1        | 1        |          |           | 1        |          | 1        |           |           |           |           | 4         |
|                                       | <b>Total</b>   | <b></b>  | <b>1</b> | <b>1</b> | <b></b>  | <b></b>   | <b>3</b> | <b></b>  | <b>1</b> | <b></b>   | <b></b>   | <b></b>   | <b></b>   | <b>6</b>  |





**DOSH Interventions in the Agriculture Industry**  
Citation Issued - January 1, 2020 thru December 31, 2020

| DOSH Violations in Ag*                      |                          |           |           |           |           |           |           |           |           |           |           |           |            |       |
|---|--------------------------|-----------|-----------|-----------|-----------|-----------|-----------|-----------|-----------|-----------|-----------|-----------|------------|-------|
| AG INDUSTRY*<br>Violation Stats             | TOTAL INSPECTIONS ISSUED | 16        | 9         | 15        | 6         | 24        | 85        | 31        | 47        | 17        | 54        | 85        | 33         | 422   |
|   | CITATION ISSUED          |           |           |           |           |           |           |           |           |           |           |           |            |       |
|   | 2020                     |           |           |           |           |           |           |           |           |           |           |           |            |       |
|   | YEAR & MONTH             | Jan       | Feb       | Mar       | Apr       | May       | June      | July      | Aug       | Sept      | Oct       | Nov       | Dec        | Total |
| Willful Vios                                | 0                        | 0         | 0         | 0         | 0         | 0         | 0         | 0         | 0         | 0         | 0         | 24        | 24         |       |
| Serious Vios                                | 17                       | 3         | 6         | 11        | 12        | 9         | 9         | 16        | 11        | 21        | 39        | 19        | 173        |       |
| Repeat Vios                                 | 0                        | 0         | 0         | 0         | 0         | 0         | 0         | 0         | 3         | 0         | 3         | 0         | 6          |       |
| Failure to Abate Vios                       | 0                        | 0         | 1         | 0         | 0         | 0         | 0         | 0         | 0         | 0         | 0         | 0         | 1          |       |
| <b>Total Serious &amp; Above Violations</b> | <b>17</b>                | <b>3</b>  | <b>7</b>  | <b>11</b> | <b>12</b> | <b>9</b>  | <b>9</b>  | <b>16</b> | <b>14</b> | <b>21</b> | <b>42</b> | <b>43</b> | <b>204</b> |       |
| % Serious or Higher Cited                   | 33.3%                    | 13.6%     | 36.8%     | 73.3%     | 38.7%     | 10.1%     | 32.1%     | 34.0%     | 28.6%     | 48.8%     | 58.3%     | 84.3%     | 39.5%      |       |
| <b>General Violations</b>                   | <b>34</b>                | <b>19</b> | <b>12</b> | <b>4</b>  | <b>19</b> | <b>80</b> | <b>19</b> | <b>31</b> | <b>35</b> | <b>22</b> | <b>30</b> | <b>8</b>  | <b>313</b> |       |
| <b>TOTAL VIOLATIONS ISSUED</b>              | <b>51</b>                | <b>22</b> | <b>19</b> | <b>15</b> | <b>31</b> | <b>89</b> | <b>28</b> | <b>47</b> | <b>49</b> | <b>43</b> | <b>72</b> | <b>51</b> | <b>517</b> |       |



| Violations by Year & Month Issued                        |   |  |          |          |           |           |          |          |           |           |           |           |           |            |
|--|---|--|----------|----------|-----------|-----------|----------|----------|-----------|-----------|-----------|-----------|-----------|------------|
| Violations by Type and WAC Group Cited                   |   | 2020   |          |          |           |           |          |          |           |           |           |           |           |            |
|  |   | Jan  | Feb      | Mar      | Apr       | May       | June     | July     | Aug       | Sept      | Oct       | Nov       | Dec       | Total      |
| Serious Vios   | 296-155 WAC: Construction Work                                  |  |          |          |           |           |          | 2        |           |           |           |           |           | 2          |
|  | 296-24 WAC: General Safety & Health Standards                   |  | 2        |          |           |           |          |          |           |           |           |           |           | 2          |
|  | 296-27 WAC: Recordkeeping & Reporting                           |  |          |          |           |           |          |          |           |           |           |           | 1         | 1          |
|  | 296-307 WAC Part B: APP: First-aid Requirements; Safe Place St  | 2  | 1        | 2        | 2         | 1         | 1        | 3        | 5         | 3         | 6         | 6         | 2         | 34         |
|  | 296-307 WAC Part E: Vehicle & Farm Field Equipment              |  |          |          |           |           | 1        | 2        |           |           |           |           |           | 3          |
|  | 296-307 WAC Part F: Rollover Protective Structures for Tractors |  |          |          | 3         | 1         | 4        |          |           |           | 1         | 2         | 3         | 14         |
|  | 296-307 WAC Part G: Field Sanitation                            |  |          |          |           |           |          |          | 1         |           | 1         | 1         | 3         | 6          |
|  | 296-307 WAC Part H: Personal Protective Equipment               | 1  |          | 1        |           | 2         |          |          |           |           |           |           |           | 4          |
|  | 296-307 WAC Part I: Pesticides (Worker Protection Standard)     | 3  |          |          |           | 2         | 1        |          | 2         | 4         | 2         |           |           | 14         |
|  | 296-307 WAC Part L: Temporary Worker Housing                    | 1  |          |          |           |           |          |          |           |           | 8         | 24        | 10        | 43         |
|  | 296-307 WAC Part M: Guarding Tools, Farm Shops, Materials H     | 1  | 1        |          |           |           |          |          |           |           |           |           |           | 2          |
|  | 296-307 WAC Part O: Walking Working Surfaces: Fixed Industria   |  |          |          | 2         | 1         |          |          | 1         | 1         |           | 1         |           | 6          |
|  | 296-307 WAC Part P: Guarding Power Transmission Machinery       |  |          |          | 2         | 1         |          | 1        | 1         |           |           |           |           | 5          |
|  | 296-307 WAC Part Q: Control of Hazardous Energy (Lockout-Tag    | 2  |          |          |           |           |          |          |           |           |           | 1         |           | 3          |
|  | 296-307 WAC Part S: Fire Protection; Exit Route                 |  |          |          |           |           |          |          |           |           | 1         |           |           | 1          |
|  | 296-307 WAC Part T: Electrical                                  |  |          |          |           |           |          |          |           |           |           | 1         |           | 1          |
|  | 296-307 WAC Part U-2: Hazardous Materials-Liquefield Petroleu   |  |          |          |           |           | 1        |          |           |           |           | 1         |           | 2          |
|  | 296-307 WAC Part V: Welding                                     |  |          |          |           |           |          |          |           |           | 1         |           |           | 1          |
|  | 296-307 WAC Part W: Powered Industrial Trucks                   |  |          | 1        |           |           | 1        |          |           |           |           |           |           | 2          |
|  | 296-307 WAC Part Y-S: Respirators                               |  |          |          |           |           |          |          | 2         |           |           | 1         |           | 3          |
|  | 296-800 WAC: Core Rules   | 1  |          |          |           | 1         | 1        |          | 1         |           |           |           |           | 4          |
|  | 296-803 WAC: Lockout/Tagout (Control of Hazardous Energy)       |  |          | 3        |           |           |          | 1        |           |           |           |           | 1         | 5          |
|  | 296-806 WAC: Machine Safety                                     | 1  |          |          |           |           |          |          |           | 1         |           |           | 1         | 3          |
|  | 296-863 WAC: Forklifts and Other Powered Industrial Trucks      | 1  |          |          |           |           |          |          |           |           | 1         |           |           | 2          |
| 296-901 WAC: Globally Harmonized System for Hazard Commu | 2   |  |          | 2        |           |           |          |          | 4         |           |           |           | 8         |            |
| Repeat Vios  | 296-307 WAC Part G: Field Sanitation                            |  |          |          |           |           |          |          |           |           |           | 1         | 1         |            |
| Repeat Serious   | 296-307 WAC Part H: Personal Protective Equipment               |  |          |          |           |           |          |          |           | 1         |           | 1         | 2         |            |
|  | 296-307 WAC Part I: Pesticides (Worker Protection Standard)     |  |          |          |           |           |          |          |           | 1         |           |           | 1         |            |
|  | 296-307 WAC Part P: Guarding Power Transmission Machinery       |  |          |          |           |           |          |          |           |           | 1         |           | 1         |            |
|  | 296-901 WAC: Globally Harmonized System for Hazard Commu        |  |          |          |           |           |          |          |           | 1         |           |           | 1         |            |
| FTA Vios   | FTA General   | 296-307 WAC Part G: Field Sanitation         |          |          | 1         |           |          |          |           |           |           |           |           | 1          |
| Willful  | Willful Serious   | 296-307 WAC Part L: Temporary Worker Housing |          |          |           |           |          |          |           |           |           | 24        | 24        |            |
| <b>Total Serious &amp; Above Violations</b>              |   | <b>17</b>                                    | <b>3</b> | <b>7</b> | <b>11</b> | <b>12</b> | <b>9</b> | <b>9</b> | <b>16</b> | <b>14</b> | <b>21</b> | <b>42</b> | <b>43</b> | <b>204</b> |



TEMPORARY WORKER HOUSING DOSH Interventions in the Agriculture Industry

Citation Issued - January 1, 2020 thru December 31, 2020

| DOSH Interventions in Ag*  |   |                                     |            |            |            |            |            |            |            |                |                |                |                  |           |
|--|---|-------------------------------------|------------|------------|------------|------------|------------|------------|------------|----------------|----------------|----------------|------------------|-----------|
|  | CITATION ISSUED YEAR & MONTH                | 2020                                |            |            |            |            |            |            |            |                |                |                |                  |           |
|  |   | Jan                                 | Feb        | Mar        | Apr        | May        | June       | July       | Aug        | Sep            | Oct            | Nov            | Dec              | Total     |
| TWH*<br>Inspection<br>Stats for<br>Inspections<br>Issued to<br>Employers | <b>TOTAL INSPECTIONS ISSUED</b>             | 2                                   | 0          | 1          | 0          | 0          | 1          | 0          | 4          | 0              | 42             | 61             | 19               | 130       |
|  | Percent of all Inspections                  | 0.5%                                | 0.0%       | 0.3%       | 0.0%       | 0.0%       | 0.2%       | 0.0%       | 0.9%       | 0.0%           | 11.6%          | 16.8%          | 5.1%             | 3.0%      |
|  | Inspections with Violations                 | 2                                   | 0          | 0          | 0          | 0          | 0          | 0          | 2          | 0              | 11             | 20             | 10               | 45        |
|  | No Violation Inspections                    | 0                                   | 0          | 1          | 0          | 0          | 1          | 0          | 2          | 0              | 31             | 41             | 9                | 85        |
|  | % of Inspections with No Violations         | 0.0%                                | -          | #####      | -          | -          | #####      | -          | 50.0%      | -              | 73.8%          | 67.2%          | 47.4%            | 65.4%     |
|  | <b>Inspection Type</b>                      | <b>Inspection Count</b>             |            |            |            |            |            |            |            |                |                |                |                  |           |
|  | Fatality Inspections                        | 0                                   | 0          | 0          | 0          | 0          | 0          | 0          | 0          | 0              | 0              | 1              | 1                | 2         |
|  | Reported Hospitalization Inspections        | 0                                   | 0          | 0          | 0          | 0          | 0          | 0          | 1          | 0              | 0              | 0              | 0                | 1         |
|  | Complaint Inspections                       | 1                                   | 0          | 1          | 0          | 0          | 0          | 0          | 1          | 0              | 0              | 2              | 0                | 5         |
|  | Referral Inspections                        | 0                                   | 0          | 0          | 0          | 0          | 1          | 0          | 1          | 0              | 1              | 0              | 2                | 5         |
|  | Scheduled/Programmed Inspections            | 0                                   | 0          | 0          | 0          | 0          | 0          | 0          | 0          | 0              | 41             | 58             | 16               | 115       |
|  | Other Inspection Types                      | 1                                   | 0          | 0          | 0          | 0          | 0          | 0          | 1          | 0              | 0              | 0              | 0                | 2         |
|  | <b>Employer Size</b>                        | <b># Inspections / # Violations</b> |            |            |            |            |            |            |            |                |                |                |                  |           |
|  | 1 - 10 Employees                            | 0/0                                 | 0/0        | 0/0        | 0/0        | 0/0        | 0/0        | 0/0        | 0/0        | 0/0            | 2/1            | 4/0            | 1/1              | 7/2       |
|  | 11 - 25 Employees                           | 0/0                                 | 0/0        | 0/0        | 0/0        | 0/0        | 0/0        | 0/0        | 0/0        | 0/0            | 6/2            | 7/1            | 4/0              | 17/3      |
| 26 - 100 Employees   | 1/3   | 0/0                                 | 1/0        | 0/0        | 0/0        | 0/0        | 0/0        | 2/1        | 0/0        | 12/3           | 16/15          | 6/8            | 38/30            |           |
| 101 - 250 Employees  | 1/7   | 0/0                                 | 0/0        | 0/0        | 0/0        | 1/0        | 0/0        | 1/3        | 0/0        | 8/2            | 9/5            | 3/1            | 23/18            |           |
| 251 or more Employees  | 0/0   | 0/0                                 | 0/0        | 0/0        | 0/0        | 0/0        | 0/0        | 1/0        | 0/0        | 14/8           | 25/11          | 5/31           | 45/50            |           |
| <b>Total Inspections / Violations</b>                                    | <b>2 / 10</b>                               | <b>0/0</b>                          | <b>1/0</b> | <b>0/0</b> | <b>0/0</b> | <b>1/0</b> | <b>0/0</b> | <b>0/0</b> | <b>0/0</b> | <b>42 / 16</b> | <b>61 / 32</b> | <b>19 / 41</b> | <b>130 / 103</b> |           |
| TWH*<br>Violation Stats  | Willful Vios                                | 0                                   | 0          | 0          | 0          | 0          | 0          | 0          | 0          | 0              | 0              | 24             | 24               |           |
|  | Serious Vios                                | 2                                   | 0          | 0          | 0          | 0          | 0          | 0          | 4          | 0              | 14             | 28             | 61               |           |
|  | Repeat Vios                                 | 0                                   | 0          | 0          | 0          | 0          | 0          | 0          | 0          | 0              | 0              | 0              | 0                |           |
|  | Failure to Abate Vios                       | 0                                   | 0          | 0          | 0          | 0          | 0          | 0          | 0          | 0              | 0              | 0              | 0                |           |
|  | <b>Total Serious &amp; Above Violations</b> | <b>2</b>                            | <b>0</b>   | <b>0</b>   | <b>0</b>   | <b>0</b>   | <b>0</b>   | <b>0</b>   | <b>4</b>   | <b>0</b>       | <b>14</b>      | <b>28</b>      | <b>37</b>        | <b>85</b> |
|  | % Serious or Higher Cited                   | 20.0%                               | -          | -          | -          | -          | -          | -          | #####      | -              | 87.5%          | 87.5%          | 90.2%            | 82.5%     |
|  | <b>General Violations</b>                   | <b>8</b>                            | <b>0</b>   | <b>0</b>   | <b>0</b>   | <b>0</b>   | <b>0</b>   | <b>0</b>   | <b>0</b>   | <b>0</b>       | <b>2</b>       | <b>4</b>       | <b>4</b>         | <b>18</b> |
| <b>TOTAL VIOLATIONS ISSUED</b>   | <b>10</b>                                   | <b>0</b>                            | <b>0</b>   | <b>0</b>   | <b>0</b>   | <b>0</b>   | <b>0</b>   | <b>4</b>   | <b>0</b>   | <b>16</b>      | <b>32</b>      | <b>41</b>      | <b>103</b>       |           |

| COVID<br>RELATED TWH<br>INSPECTIONS | CITATION ISSUED YEAR & MONTH | 2020     |          |          |          |          |          |          |          |          |           |           |           |            |
|-------------------------------------|------------------------------|----------|----------|----------|----------|----------|----------|----------|----------|----------|-----------|-----------|-----------|------------|
|                                     |                              | Jan      | Feb      | Mar      | Apr      | May      | June     | July     | Aug      | Sep      | Oct       | Nov       | Dec       | Total      |
| Inspections with Violations         | 0                            | 0        | 0        | 0        | 0        | 0        | 0        | 0        | 0        | 0        | 11        | 19        | 9         | 39         |
| No Violation Inspections            | 0                            | 0        | 0        | 0        | 0        | 0        | 0        | 0        | 0        | 0        | 28        | 40        | 9         | 77         |
| <b>Total COVID Ag Inspections</b>   | <b>0</b>                     | <b>0</b> | <b>0</b> | <b>0</b> | <b>0</b> | <b>0</b> | <b>0</b> | <b>0</b> | <b>0</b> | <b>0</b> | <b>39</b> | <b>59</b> | <b>18</b> | <b>116</b> |
| % of all Ag Inspections             | 0.0%                         | 0.0%     | 0.0%     | 0.0%     | 0.0%     | 0.0%     | 0.0%     | 0.0%     | 0.0%     | 0.0%     | 92.9%     | 96.7%     | 94.7%     | 89.2%      |

| ALL INDUSTRY<br>INTERVENTIONS<br>for<br>comparison | CALENDAR YEAR | 2020 |     |     |     |     |      |      |     |      |     |     |       |
|--|---------------|------|-----|-----|-----|-----|------|------|-----|------|-----|-----|-------|
|  |               | Jan  | Feb | Mar | Apr | May | June | July | Aug | Sept | Oct | Nov | Dec   |
| Total Inspections Issued                           | 397           | 374  | 349 | 147 | 272 | 610 | 313  | 437  | 331 | 362  | 363 | 374 | 4,329 |
| Total Consultations Visits                         | 196           | 243  | 236 | 72  | 118 | 176 | 135  | 134  | 139 | 147  | 115 | 110 | 1,821 |

|                               |                                    |           |           |           |          |           |           |           |           |           |           |          |           |            |
|-------------------------------|------------------------------------|-----------|-----------|-----------|----------|-----------|-----------|-----------|-----------|-----------|-----------|----------|-----------|------------|
| AG INDUSTRY*<br>Consultations | <b>AG CONSULTATION VISITS</b>      | <b>20</b> | <b>27</b> | <b>34</b> | <b>6</b> | <b>20</b> | <b>26</b> | <b>14</b> | <b>22</b> | <b>20</b> | <b>20</b> | <b>6</b> | <b>19</b> | <b>234</b> |
|                               | Percent of all Consultation Visits | 10.2%     | 11.1%     | 14.4%     | 8.3%     | 16.9%     | 14.8%     | 10.4%     | 16.4%     | 14.4%     | 13.6%     | 5.2%     | 17.3%     | 12.9%      |

**TEMPORARY WORKER HOUSING DOSH Interventions in the Agriculture Industry**

Citation Issued - January 1, 2020 thru December 31, 2020


| Rank | Top 10 Cited WAC Code Violations in Agriculture*                                   | Times Cited |
|------|--|-------------|
| 1    | <a href="#">WAC 296-307-16102: Protect Occupants from COVID-19 in Temporary</a>    | 67          |
| 2    | <a href="#">WAC 296-307-045: What are the Requirements of the Safe Place Stand</a> | 8           |
| 3    | <a href="#">WAC 296-307-16185: Insect and rodent control.</a>                      | 5           |
| 4    | <a href="#">WAC 296-307-09518: Toilet facilities.</a>                              | 2           |
| 5    | <a href="#">WAC 296-307-09515: Handwashing facilities.</a>                         | 2           |
| 6    | <a href="#">WAC 296-901-14016: Employee Information &amp; Training</a>             | 2           |

| Inspections by Employer Site NAICS |                                | 2020     |          |          |          |          |          |          |          |          |           |           |           | Total      |
|------------------------------------|--------------------------------|----------|----------|----------|----------|----------|----------|----------|----------|----------|-----------|-----------|-----------|------------|
|                                    |                                | Jan      | Feb      | Mar      | Apr      | May      | June     | July     | Aug      | Sep      | Oct       | Nov       | Dec       |            |
| 111331                             | APPLE ORCHARDS                 |          |          |          |          |          |          |          |          |          | 12        | 28        | 12        | 52         |
| 111339                             | OTHER NONCITRUS FRUIT FARMING  |          |          |          |          |          | 1        |          |          |          | 11        | 10        | 4         | 26         |
| 115115                             | FARM LABOR CONTRACTORS AND     | 2        |          | 1        |          |          |          |          | 3        |          | 7         | 6         |           | 19         |
| 115116                             | FARM MANAGEMENT SERVICES       |          |          |          |          |          |          |          |          |          | 3         | 6         |           | 9          |
| 111998                             | ALL OTHER MISCELLANEOUS CROP   |          |          |          |          |          |          |          |          |          | 3         | 4         |           | 7          |
| 115114                             | POSTHARVEST CROP ACTIVITIES (E |          |          |          |          |          |          |          |          |          | 3         | 2         | 1         | 6          |
| 111332                             | GRAPE VINEYARDS                |          |          |          |          |          |          | 1        |          |          | 2         | 1         | 2         | 6          |
| 111219                             | OTHER VEGETABLE (EXCEPT POTAT  |          |          |          |          |          |          |          |          |          | 1         | 3         |           | 4          |
| 111421                             | NURSERY AND TREE PRODUCTION    |          |          |          |          |          |          |          |          |          |           | 1         |           | 1          |
| <b>Total</b>                       |                                | <b>2</b> | <b>0</b> | <b>1</b> | <b>0</b> | <b>0</b> | <b>1</b> | <b>0</b> | <b>4</b> | <b>0</b> | <b>42</b> | <b>61</b> | <b>19</b> | <b>130</b> |

\* Ag data excludes the following Site NAICS (11) Codes from the counts: 113 Forestry & Logging and 114 Fishing, Hunting & Trapping  
 \*\*Last Updated 1/4/2020 > Citation Issue Date between 01/01/2020 through 12/31/2020

TEMPORARY WORKER HOUSING DOSH Interventions in the Agriculture Industry  
Citation Issued - January 1, 2020 thru December 31, 2020

| DOSH Violations in Ag*          |                                  |       |     |     |     |     |      |      |        |      |       |       |       |       |
|---------------------------------|----------------------------------|-------|-----|-----|-----|-----|------|------|--------|------|-------|-------|-------|-------|
| TEMP WORKER*<br>Violation Stats | TOTAL INSPECTIONS ISSUED         | 2     | 0   | 1   | 0   | 0   | 1    | 0    | 4      | 0    | 42    | 61    | 19    | 130   |
|                                 | CITATION ISSUED                  | 2020  |     |     |     |     |      |      |        |      |       |       |       |       |
|                                 | YEAR & MONTH                     | Jan   | Feb | Mar | Apr | May | June | July | Aug    | Sept | Oct   | Nov   | Dec   | Total |
|                                 | Willful Vios                     | 0     | 0   | 0   | 0   | 0   | 0    | 0    | 0      | 0    | 0     | 0     | 24    | 24    |
|                                 | Serious Vios                     | 2     | 0   | 0   | 0   | 0   | 0    | 0    | 4      | 0    | 14    | 28    | 13    | 61    |
|                                 | Repeat Vios                      | 0     | 0   | 0   | 0   | 0   | 0    | 0    | 0      | 0    | 0     | 0     | 0     | 0     |
|                                 | Failure to Abate Vios            | 0     | 0   | 0   | 0   | 0   | 0    | 0    | 0      | 0    | 0     | 0     | 0     | 0     |
|                                 | Total Serious & Above Violations | 2     | 0   | 0   | 0   | 0   | 0    | 0    | 4      | 0    | 14    | 28    | 37    | 85    |
|                                 | % Serious or Higher Cited        | 20.0% | -   | -   | -   | -   | -    | -    | 100.0% | -    | 87.5% | 87.5% | 90.2% | 82.5% |
|                                 | General Violations               | 8     | 0   | 0   | 0   | 0   | 0    | 0    | 0      | 0    | 2     | 4     | 4     | 18    |
| TOTAL VIOLATIONS ISSUED         | 10                               | 0     | 0   | 0   | 0   | 0   | 0    | 4    | 0      | 16   | 32    | 41    | 103   |       |



| Violations by Year & Month Issued      |  |  |     |     |     |     |      |      |     |     |     |     |     |       |
|--|--|--|-----|-----|-----|-----|------|------|-----|-----|-----|-----|-----|-------|
| Violations by Type and WAC Group Cited |  | 2020   |     |     |     |     |      |      |     |     |     |     |     | Total |
|  |  | Jan  | Feb | Mar | Apr | May | June | July | Aug | Sep | Oct | Nov | Dec |       |
| Serious Vios                           | 296-27 WAC: Recordkeeping & Reporting                          |  |     |     |     |     |      |      |     |     |     |     | 1   | 1     |
|  | 296-307 WAC Part B: APP: First-aid Requirements; Safe Place St |  |     |     |     |     |      |      |     |     | 5   | 3   |     | 8     |
|  | 296-307 WAC Part F: Rollover Protective Structures for Tractor |  |     |     |     |     |      |      |     |     | 1   |     |     | 1     |
|  | 296-307 WAC Part G: Field Sanitation                           |  |     |     |     |     |      |      |     |     |     |     | 2   | 2     |
|  | 296-307 WAC Part L: Temporary Worker Housing                   | 1  |     |     |     |     |      |      |     |     | 8   | 24  | 10  | 43    |
|  | 296-307 WAC Part O: Walking Working Surfaces: Fixed Industria  |  |     |     |     |     |      |      |     |     |     | 1   |     | 1     |
|  | 296-800 WAC: Core Rules  | 1  |     |     |     |     |      |      |     |     |     |     |     | 1     |
|  | 296-901 WAC: Globally Harmonized System for Hazard Commu       |  |     |     |     |     |      |      |     | 4   |     |     |     | 4     |
|  | Willful   Willful Serious                                      | 296-307 WAC Part L: Temporary Worker Housing |     |     |     |     |      |      |     |     |     |     |     | 24    |
| Total Serious & Above Violations       |  | 2  | 0   | 0   | 0   | 0   | 0    | 0    | 4   | 0   | 14  | 28  | 37  | 85    |
| General Vios                           | 296-307 WAC Part A: General & Educational Requirements         | 1  |     |     |     |     |      |      |     |     |     |     |     | 1     |
|  | 296-307 WAC Part B: APP: First-aid Requirements; Safe Place St |  |     |     |     |     |      |      |     |     |     |     | 1   | 1     |
|  | 296-307 WAC Part G: Field Sanitation                           | 2  |     |     |     |     |      |      |     |     |     |     |     | 2     |
|  | 296-307 WAC Part L: Temporary Worker Housing                   | 3  |     |     |     |     |      |      |     |     | 2   | 4   | 3   | 12    |
|  | 296-307 WAC Part S: Fire Protection; Exit Route                | 1  |     |     |     |     |      |      |     |     |     |     |     | 1     |
|  | 296-800 WAC: Core Rules  | 1  |     |     |     |     |      |      |     |     |     |     |     | 1     |
| Total General Violations               |  | 8  | 0   | 0   | 0   | 0   | 0    | 0    | 0   | 0   | 2   | 4   | 4   | 18    |
| TOTAL VIOLATIONS ISSUED                |  | 10   | 0   | 0   | 0   | 0   | 0    | 0    | 4   | 0   | 16  | 32  | 41  | 103   |

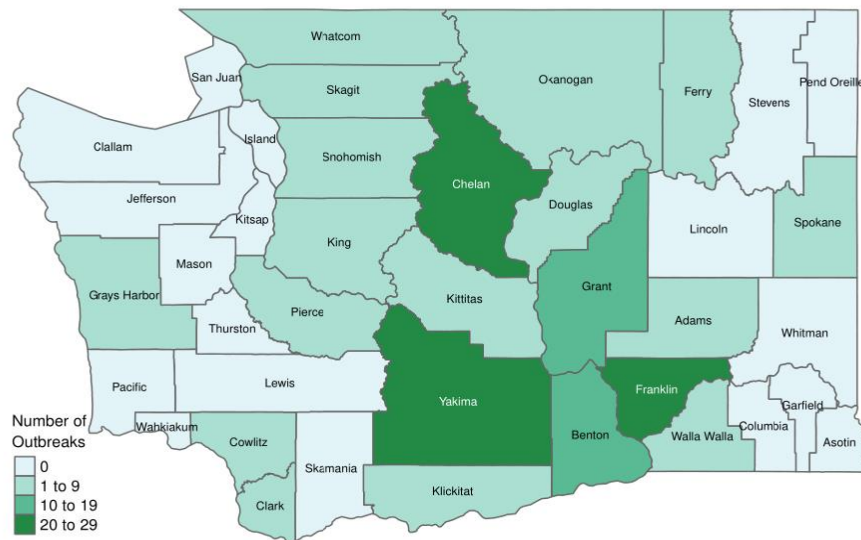
| Violations by Year & Month Issued                |  |      |     |     |     |     |      |      |     |     |     |     |     |       |
|--|--|------|-----|-----|-----|-----|------|------|-----|-----|-----|-----|-----|-------|
| Violations by Year & Month Issued                |  | 2020 |     |     |     |     |      |      |     |     |     |     |     | Total |
|  |  | Jan  | Feb | Mar | Apr | May | June | July | Aug | Sep | Oct | Nov | Dec |       |
| Total Violations Issued<br>by<br>WAC Group Cited | 296-27 WAC: Recordkeeping & Reporting                          |      |     |     |     |     |      |      |     |     |     |     | 1   | 1     |
|  | 296-307 WAC Part A: General & Educational Requirements         | 1    |     |     |     |     |      |      |     |     |     |     |     | 1     |
|  | 296-307 WAC Part B: APP: First-aid Requirements; Safe Place St |      |     |     |     |     |      |      |     |     | 5   | 3   | 1   | 9     |
|  | 296-307 WAC Part F: Rollover Protective Structures for Tractor |      |     |     |     |     |      |      |     |     | 1   |     |     | 1     |
|  | 296-307 WAC Part G: Field Sanitation                           | 2    |     |     |     |     |      |      |     |     |     |     |     | 2     |
|  | 296-307 WAC Part L: Temporary Worker Housing                   | 4    |     |     |     |     |      |      |     |     | 10  | 28  | 37  | 79    |
|  | 296-307 WAC Part O: Walking Working Surfaces: Fixed Industria  |      |     |     |     |     |      |      |     |     |     | 1   |     | 1     |
|  | 296-307 WAC Part S: Fire Protection; Exit Route                | 1    |     |     |     |     |      |      |     |     |     |     |     | 1     |
|  | 296-800 WAC: Core Rules  | 2    |     |     |     |     |      |      |     |     |     |     |     | 2     |
|  | 296-901 WAC: Globally Harmonized System for Hazard Commu       |      |     |     |     |     |      |      |     | 4   |     |     |     | 4     |
| TOTAL VIOLATIONS ISSUED                          |  | 10   | 0   | 0   | 0   | 0   | 0    | 0    | 4   | 0   | 16  | 32  | 41  | 103   |

ADDENDUM IV.



**AGRICULTURAL WORKERS**  
CETF COVID-19 Testing and Vaccine Planning

COVID-19 Outbreaks in Agricultural Settings reported to WDRS in 2020



## Washington Plan for Testing and Contact Tracing

---

1. Mass Throughput  
Community Based  
Testing Sites
2. Community Pop up  
clinics (LHJs & CHCs)
3. Employer-based clinics  
(LHJs, CHCs, and DOH)

Washington State Department of Health | 3


## Washington Plan for Increased Vaccinations

---

1. Healthcare systems
2. Pharmacies
3. Employer-based clinics (CHCs & LHJs)
4. State mass vaccination sites
5. Community vaccination sites
6. Mobile teams (Like MTI)
7. Community-based pop-up clinics

**Mass Vaccination Clinics in:**

- Benton-Franklin
- Chelan-Douglas
- Clark
- Spokane



**COVID-19 VACCINE IS PROVIDED AT NO COST.**

**The federal government will cover the cost of your vaccine.**

You should not be charged an administration fee. Also, your provider should not charge or bill you if you only go in to get vaccinated.

**Vaccinate WA**  
CovidVaccineWA.org

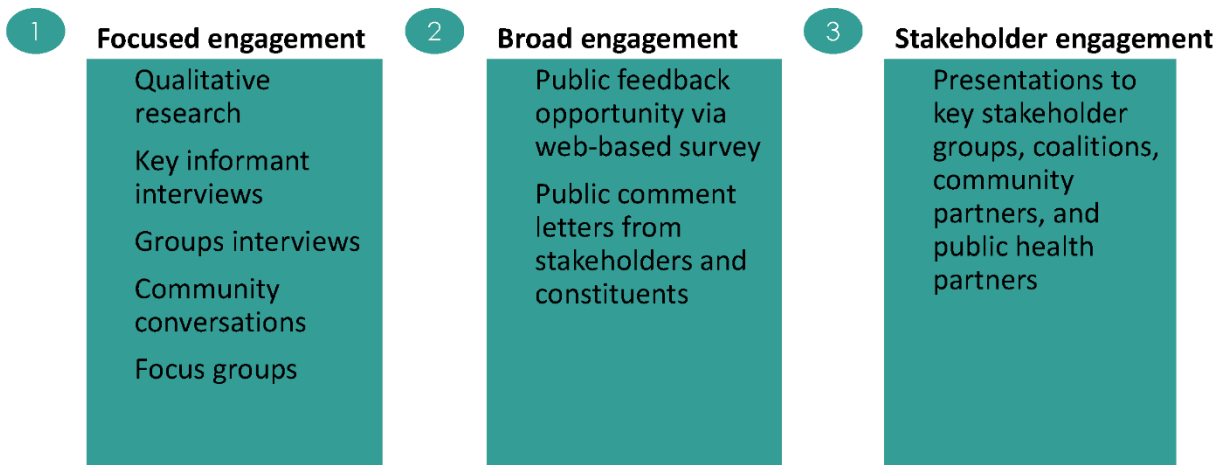
Washington State Department of Health | 4

WA State COVID-19 Best Guess Supply & Phase Projections

|                   | Dec           | Jan                            | Feb | Mar              | Apr    | May | Jun             | Jul |
|-------------------|---------------|--------------------------------|-----|------------------|--------|-----|-----------------|-----|
| Phase 1a          |               |                                |     |                  |        |     |                 |     |
| Phase 1 b, Tier 1 |               |                                |     |                  |        |     |                 |     |
| Phase 1b, Tier 2  |               |                                |     |                  |        |     |                 |     |
| Phase             | Size estimate | *Agricultural Workers estimate |     | 13,817           | 14,752 |     |                 |     |
| 1a                | 850,000       | -                              |     | Phase 1b, Tier 3 |        |     |                 |     |
| 1b-1              | 1,484,000     | -                              |     |                  |        |     |                 |     |
| 1b-2              | 95,000        | 28,569                         |     |                  |        |     | Phase 1b Tier 4 |     |
| 1b-3              | 1,100,000     | -                              |     |                  |        |     | 58,135          |     |
| 1b-4              | 370,000       | 58,135                         |     |                  |        |     | Phase 2         |     |
| 2                 | 1,620,000     | -                              |     |                  |        |     |                 |     |
| 3                 | 2,000,000     | -                              |     |                  |        |     | Phase 3         |     |
| 4                 | 200,000       | -                              |     |                  |        |     | Phase 4         |     |

\*Based on Bureau of Labor Statistics 2020 Quarter 2 Employment in NAICS 111 – Crop Production in WA. 24% in 1b-2 and 76% in 1b-4 based on projection from COFSWA Survey.

DOH Mixed methods community outreach approach





## Focused Engagement: Overview

- 9 total community conversations, and focus groups since January 26, 2021
- With over 300 individuals separate from the Vaccine Collaboration
- Facilitated in-language consultations with over 60 farmworkers in Whatcom, Skagit, Douglas, Chelan and Okanogan counties.
- Partnered with community organizations for additional community-led conversations including the Washington Grower’s League
- People convened by community or sector, not geographic location

Washington State Department of Health | 7

## Vaccine Comparison



 **Pfizer-BioNTech**



 **Moderna**



 **Johnson & Johnson**

| Emergency Use Authorization                              |  |   |
|--|--|---|
| Approved by FDA: YES<br>Arrived in WA: December 14, 2020 | Approved by FDA: YES<br>Arrived in WA: December 21, 2020 | Approved by FDA: NO<br>(Applied February 4, 2021)<br>Arrived in WA: Expected March 2021 |
| Effectiveness  |  |   |
| 95%  | 94%  | 60-70%  |
| Doses  |  |   |
| 2 over 21 days   | 2 over 28 days   | 1   |
| Risk of Side Effects                                     |  |   |
| Yes; Injection site reactions; general                   | Yes; Injection site reactions; general                   | NA  |

## COVID-19 Vaccines

---

1. What are your concerns about the new COVID-19 vaccines

*"I've heard that the Johnson & Johnson vaccine is not as effective as Pfizer and Moderna"*

*"The Johnson & Johnson vaccine is 20% less effective, but it is more practical. One dose and you don't need to refrigerate it as low."*

*"I would prefer the vaccine that is most effective"*

*"I think that people need to have the option to choose"*

*"I am worried of getting two vaccine doses on time, or getting one that is less effective. It's a hard decision, especially if I can't get the second dose."*

*"Increase your outreach with our community so that everyone is getting that information."*

Washington State Department of Health | 9

### Contact information

Dan Zeitlin, Director of Policy, Data, Performance & Integrity Division [DZeitlin@ESD.WA.GOV](mailto:DZeitlin@ESD.WA.GOV)

---

*Employment Security Department • Policy, Data, Performance and Integrity*

---