

Occupational employment and wage estimates 2023

Occupations

Employment estimates

Average wages

Wage percentiles

Annual wages



Data Architecture, Transformation and Analytics
AUGUST 2023

2023 Occupational employment and wage estimates

Published August 2023

Washington State Employment Security Department
Cami Feek, *Commissioner*

Data Architecture, Transformation and Analytics
Gustavo Avilés, *Chief Analytics Officer*

Occupational Employment and Wage Statistics
Gina Nguyen, *Supervisor*

This workforce product was funded by a grant awarded by the U.S. Department of Labor's Employment and Training Administration. The product was created by the recipient and does not necessarily reflect the official position of the U.S. Department of Labor. The Department of Labor makes no guarantees, warranties, or assurances of any kind, expressed or implied, with respect to such information, including any information on linked sites and including, but not limited to, accuracy of the information or its completeness, timeliness, usefulness, adequacy, continued availability, or ownership. This product is copyrighted by the institution that created it. Internal use by an organization and/or personal use by an individual for non-commercial purposes is permissible. All other uses require the prior authorization of the copyright owner.

For more information or to get this report in an alternative format, call the Employment Security Department Labor Market Information Center at 1-833-572-8421.

Employment Security Department is an equal opportunity employer/program. Auxiliary aids and services are available upon request to individuals with disabilities. Language assistance services for limited English proficient individuals are available free of charge. Washington Relay Service: 711.

Contents

Introduction, notes on estimates and estimation changes	ii
Definitions	iii
Map of survey areas.....	iv
Washington statewide.....	1
Metropolitan statistical areas (MSAs)	
Bellingham	19
Bremerton-Silverdale	29
Kennewick-Richland.....	38
Clarkston (WA) and Lewiston (ID)	48
Longview	54
Mount Vernon-Anacortes.....	61
Olympia-Tumwater	69
Vancouver (WA) and Portland-Hillsboro (OR).....	79
Seattle-Tacoma-Bellevue	96
Spokane-Spokane Valley	113
Walla Walla	125
Wenatchee	131
Yakima.....	138
Nonmetropolitan areas (NMAs)	
Eastern Washington	147
Western Washington	157

Introduction

Occupational Employment and Wage Statistics (OEWS) is a program of the U.S. Department of Labor, Bureau of Labor Statistics (BLS). This federal-state cooperative program produces employment and wage estimates for nearly 867 occupations.

Each year, the Employment Security Department's Data Architecture, Transformation and Analytics (DATA) Division compiles occupational employment and wage estimates for Washington state. The data are presented statewide, for metropolitan statistical areas (MSAs) and for nonmetropolitan areas (NMAs). All data are at the cross-industry level. For more information go to <https://esd.wa.gov/labormarketinfo/occupations>.

Notes on estimates

These occupational employment and wage estimates are based on the spring 2022 Occupational Employment Statistics survey. Data collected from the survey includes employment counts, occupations and wages from more than 4,396 Washington state employers. Data from the spring 2022 survey are combined with the fall 2019, spring and fall 2020 and spring and fall 2021 survey panels to create a sample size of more than 26,000 employers. Wage estimates are updated to a March 2022 level using Employment Cost Index (ECI) factors. Employment estimates are benchmarked to an average of November 2021 and May 2022 employment.

The estimates in this publication are based on the 2010 Office of Management and Budget (OMB) area definitions, the 2017 North American Industry Classification System (NAICS) codes at the four-digit level and the full 2018 Standard Occupational Classification (SOC) code manual. Occupation and wage estimates are not provided for farms, the self-employed, owner/partners in unincorporated firms, the military, household workers or unpaid family workers. Estimates for some occupations or wage levels may be suppressed because they do not meet BLS publication standards or due to small sample size. These include occupations with an estimated employment of fewer than 10 people. Dashes shown in the data columns indicate suppressed data.

Estimation changes

The OEWS program now uses a new estimation methodology for May 2021 estimates. The new model-based estimation methodology, called MB3, has advantages over the previous methodology, as described in the Monthly Labor Review article "Model-Based Estimates for the Occupational Employment Statistics program." More information on MB3 is available at <https://www.bls.gov/oes/mb3-methods.pdf>. The May 2022 percentile wages can be estimated to \$100.00+ per hour or \$208,000+ per year. All of the microdata in the estimates were collected under these newer wage intervals. National estimates, state estimates, and more information about the program are available online at www.bls.gov/oes. If you have questions about these data, contact the Employment Security Department Labor Market Information Center at 1-833-572-8421.

Definitions

25th Percentile – Twenty-five percent of all wage earners earn below the wage rate specified.

50th Percentile – Fifty percent of all wage earners earn below the wage rate specified. The 50th percentile is the median wage.

75th Percentile – Seventy-five percent of all wage earners earn below the wage rate specified.

Annual wage – In instances where hourly rates are reported, the annual wage is calculated by multiplying the hourly rate by 2,080 hours. This is the annual equivalent of working full-time at 40 hours per week.

Average wage – The sum of all reported wage rates divided by the number of rates.

Employment cost index (ECI) – The employment cost index measures changes in wages, salaries and benefits for civilian workers. This includes private industry and state and local government. The ECI is published by the federal Bureau of Labor Statistics and can be found at <http://stats.bls.gov/ncs/ect/>.

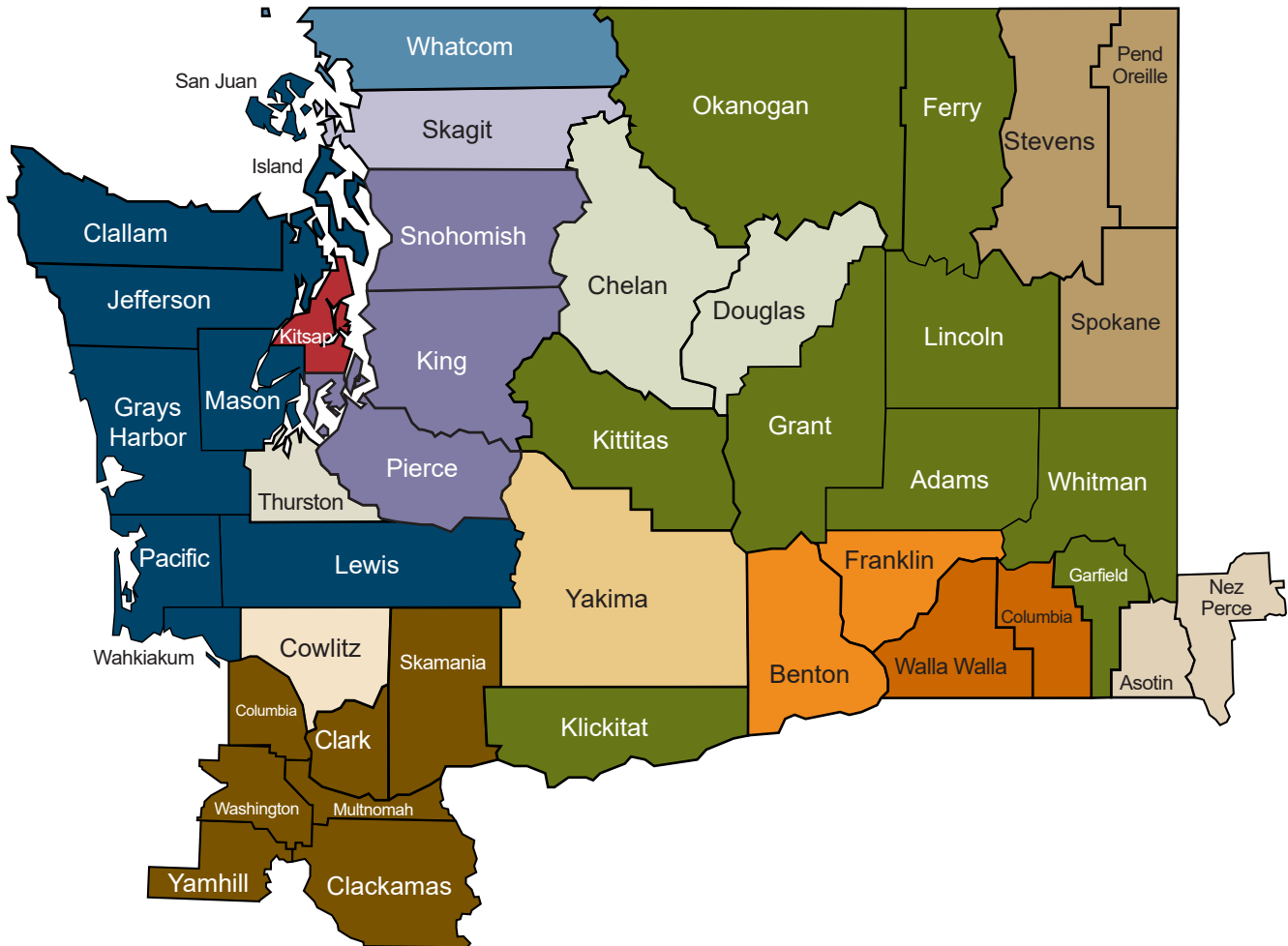
Estimated employment – An estimate of the total number of workers employed in a specific occupation.

Metropolitan Statistical Area (MSA) – A county or group of counties that are economically related having a principal city or urbanized area with a population of at least 50,000 people. A MSA may include contiguous counties from neighboring states and is also called a metro area.

Nonmetropolitan Area (NMA) – One of two groups of counties in Washington state not included in a metropolitan statistical area. Each county group is considered economically related.

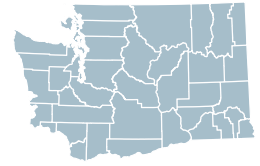
Standard Occupational Classification (SOC) – The SOC system is used to sort and define nearly 867 occupations. The standardized system allows comparable research and reporting by individual states and the federal government. For more information on the SOC system, go to www.bls.gov/soc.

Map of survey areas



- Bellingham, WA MSA – Whatcom County
- Bremerton-Silverdale, WA MSA – Kitsap County
- Kennewick-Richland, WA MSA – Benton and Franklin counties
- Clarkston (WA) and Lewiston (ID) MSA – Asotin, WA and Nez Perce, ID counties
- Longview, WA MSA – Cowlitz County
- Mount Vernon-Anacortes, WA MSA – Skagit County
- Olympia-Tumwater, WA MSA – Thurston County
- Vancouver (WA) and Portland-Hillsboro (OR) MSA – Clark and Skamania, WA; Clackamas, Columbia, Multnomah, Washington and Yamhill, OR counties
- Seattle-Tacoma-Bellevue, WA MSA – King, Pierce and Snohomish counties
- Spokane-Spokane Valley, WA MSA – Pend Orielle, Spokane and Stevens counties
- Walla Walla, WA MSA – Columbia and Walla Walla counties
- Wenatchee, WA MSA – Chelan and Douglas counties
- Yakima, WA MSA – Yakima County
- Western WA NMA – Clallam, Grays Harbor, Island, Jefferson, Lewis, Mason, Pacific, San Juan and Wahkiakum counties
- Eastern WA NMA – Adams, Ferry, Garfield, Grant, Kittitas, Klickitat, Lincoln, Okanogan and Whitman counties

Washington statewide
2023 Occupational Employment
and Wage Estimates
Includes all counties in Washington state



SOC code	Washington statewide occupational title	Estimated employment	Average wage	Percentiles			Annual wage
				25th	50th	75th	
13-2011	Accountants and Auditors	33,528	\$43.53	\$31.62	\$39.03	\$49.70	\$90,530
15-2011	Actuaries	269	\$61.21	\$49.76	\$60.05	\$72.93	\$127,310
29-1291	Acupuncturists	409	\$31.32	\$30.61	\$30.61	\$30.61	\$65,150
51-9191	Adhesive Bonding Machine Operators and Tenders	416	\$28.74	\$19.66	\$24.23	\$39.98	\$59,780
11-3012	Administrative Services Managers	-	\$66.11	\$49.05	\$61.79	\$77.47	\$137,500
25-3011	Adult Basic, Adult Secondary Education, & English as a Second Language Instructors	1,372	\$29.75	\$24.35	\$30.66	\$35.18	\$61,880
11-2011	Advertising and Promotions Managers	268	\$69.32	\$48.63	\$63.23	\$78.72	\$144,180
41-3011	Advertising Sales Agents	4,419	\$42.38	\$24.10	\$33.59	\$54.30	\$88,150
17-3021	Aerospace Engineering and Operations Technologists and Technicians	304	\$42.77	\$34.61	\$45.16	\$50.34	\$88,960
17-2011	Aerospace Engineers	3,892	\$65.79	\$50.53	\$64.83	\$81.55	\$136,840
13-1011	Agents and Business Managers of Artists, Performers, and Athletes	135	\$58.06	\$34.37	\$50.18	\$72.16	\$120,770
17-2021	Agricultural Engineers	21	\$35.79	\$32.77	\$36.83	\$37.98	\$74,450
45-2091	Agricultural Equipment Operators	663	\$19.14	\$17.59	\$18.19	\$19.86	\$39,820
45-2011	Agricultural Inspectors	912	\$21.02	\$16.97	\$17.45	\$24.72	\$43,720
25-1041	Agricultural Sciences Teachers, Postsecondary	197	-	-	-	-	\$112,130
19-4012	Agricultural Technicians	390	\$20.98	\$18.17	\$19.70	\$23.50	\$43,630
45-2099	Agricultural Workers, All Other	214	\$22.02	\$16.13	\$19.69	\$27.13	\$45,790
53-2021	Air Traffic Controllers	557	\$66.98	\$48.37	\$70.97	\$81.55	\$139,310
53-1041	Aircraft Cargo Handling Supervisors	105	\$31.04	\$23.72	\$23.76	\$38.18	\$64,550
49-3011	Aircraft Mechanics and Service Technicians	4,543	\$35.88	\$24.78	\$39.15	\$41.73	\$74,620
53-6032	Aircraft Service Attendants	90	\$22.95	\$17.20	\$22.62	\$27.11	\$47,730
53-2022	Airfield Operations Specialists	117	\$39.87	\$30.68	\$38.49	\$52.12	\$82,940
53-2011	Airline Pilots, Copilots, and Flight Engineers	3,966	-	-	-	-	\$278,260
53-3011	Ambulance Drivers and Attendants, Except Emergency Medical Technicians	23	\$19.94	\$17.36	\$18.59	\$19.23	\$41,480
39-3091	Amusement and Recreation Attendants	5,277	\$16.74	\$15.07	\$16.42	\$17.91	\$34,830
29-1211	Anesthesiologists	1,603	\$201.90	-	-	-	\$419,950
39-2021	Animal Caretakers	6,882	\$18.96	\$16.02	\$17.35	\$19.16	\$39,450
33-9011	Animal Control Workers	201	\$26.84	\$17.61	\$27.97	\$32.49	\$55,830
39-2011	Animal Trainers	331	\$20.73	\$16.74	\$21.07	\$23.95	\$43,110
19-3091	Anthropologists and Archeologists	274	\$33.38	\$24.10	\$33.64	\$40.75	\$69,420
25-1061	Anthropology and Archeology Teachers, Postsecondary	156	-	-	-	-	\$79,110
17-1011	Architects, Except Landscape and Naval	4,082	\$41.90	\$31.14	\$39.18	\$48.39	\$87,140
17-3011	Architectural and Civil Drafters	2,571	\$31.63	\$25.07	\$29.18	\$36.17	\$65,790
11-9041	Architectural and Engineering Managers	5,645	\$81.93	\$66.49	\$80.30	\$93.75	\$170,420
25-1031	Architecture Teachers, Postsecondary	98	-	-	-	-	\$77,820
25-4011	Archivists	409	\$34.04	\$28.24	\$33.30	\$38.12	\$70,810
25-1062	Area, Ethnic, and Cultural Studies Teachers, Postsecondary	187	-	-	-	-	\$75,200
27-1011	Art Directors	1,008	\$60.23	\$38.41	\$52.30	\$67.46	\$125,270

SOC code	Washington statewide occupational title	Estimated employment	Average wage	Percentiles			Annual wage
				25th	50th	75th	
25-1121	Art, Drama, and Music Teachers, Postsecondary	1,377	-	-	-	-	\$70,220
27-1019	Artists and Related Workers, All Other	59	\$32.73	\$19.10	\$27.18	\$42.18	\$68,080
19-2011	Astronomers	28	\$42.44	\$37.92	\$37.92	\$47.24	\$88,280
29-9091	Athletic Trainers	373	-	-	-	-	\$54,710
19-2021	Atmospheric and Space Scientists	462	\$44.37	\$30.11	\$47.00	\$47.00	\$92,300
25-1051	Atmospheric, Earth, Marine, and Space Sciences Teachers, Postsecondary	176	-	-	-	-	\$101,920
27-4011	Audio and Video Technicians	1,010	\$35.37	\$26.37	\$31.97	\$42.03	\$73,570
29-1181	Audiologists	302	\$45.83	\$40.98	\$49.21	\$50.05	\$95,320
49-2097	Audiovisual Equipment Installers and Repairers	405	\$25.57	\$19.54	\$24.22	\$30.46	\$53,190
53-6031	Automotive and Watercraft Service Attendants	3,380	\$17.79	\$16.33	\$17.15	\$18.17	\$37,000
49-3021	Automotive Body and Related Repairers	2,485	\$25.98	\$21.77	\$23.38	\$28.47	\$54,030
49-3022	Automotive Glass Installers and Repairers	593	\$26.21	\$18.06	\$23.17	\$35.71	\$54,510
49-3023	Automotive Service Technicians and Mechanics	11,744	\$27.05	\$19.29	\$24.87	\$31.53	\$56,260
39-6011	Baggage Porters and Bellhops	365	\$17.75	\$16.16	\$17.42	\$18.41	\$36,910
33-3011	Bailiffs	182	\$30.30	\$17.20	\$32.22	\$39.68	\$63,020
51-3011	Bakers	5,096	\$18.82	\$16.68	\$18.02	\$20.38	\$39,150
39-5011	Barbers	714	\$30.36	\$22.79	\$28.47	\$35.23	\$63,140
35-3011	Bartenders	14,024	\$23.37	\$16.00	\$18.07	\$29.98	\$48,600
49-3091	Bicycle Repairers	725	\$19.61	\$17.73	\$18.53	\$21.10	\$40,800
43-3011	Bill and Account Collectors	2,482	\$22.88	\$17.19	\$21.42	\$26.12	\$47,600
43-3021	Billing and Posting Clerks	12,952	\$23.45	\$19.05	\$23.16	\$26.48	\$48,780
19-1021	Biochemists and Biophysicists	463	\$44.15	\$29.59	\$41.79	\$52.02	\$91,840
17-2031	Bioengineers and Biomedical Engineers	878	\$55.91	\$39.17	\$53.92	\$63.12	\$116,290
25-1042	Biological Science Teachers, Postsecondary	913	-	-	-	-	\$90,110
19-1029	Biological Scientists, All Other	1,279	\$44.22	\$30.98	\$40.88	\$50.02	\$91,980
19-4021	Biological Technicians	3,386	\$25.26	\$20.00	\$23.74	\$29.41	\$52,530
47-2011	Boilermakers	208	\$39.57	\$32.05	\$41.04	\$45.03	\$82,310
43-3031	Bookkeeping, Accounting, and Auditing Clerks	35,467	\$25.13	\$21.50	\$23.64	\$28.45	\$52,270
47-2021	Brickmasons and Blockmasons	947	\$37.42	\$29.76	\$37.76	\$47.29	\$77,840
53-6011	Bridge and Lock Tenders	54	\$33.30	\$30.32	\$34.58	\$36.96	\$69,270
27-3011	Broadcast Announcers and Radio Disc Jockeys	467	\$30.66	\$17.99	\$25.35	\$38.41	\$63,770
27-4012	Broadcast Technicians	494	\$27.38	\$17.03	\$17.98	\$32.80	\$56,960
43-4011	Brokerage Clerks	677	\$27.26	\$23.47	\$25.47	\$29.48	\$56,690
13-2031	Budget Analysts	1,010	\$41.44	\$32.00	\$39.58	\$49.14	\$86,190
37-2019	Building Cleaning Workers, All Other	198	\$20.64	\$17.30	\$19.10	\$22.54	\$42,940
49-3031	Bus and Truck Mechanics and Diesel Engine Specialists	6,793	\$31.76	\$25.00	\$30.77	\$37.30	\$66,060
53-3051	Bus Drivers, School	8,678	\$26.11	\$23.42	\$26.05	\$29.05	\$54,300
53-3052	Bus Drivers, Transit and Intercity	6,703	\$31.02	\$26.18	\$32.02	\$37.85	\$64,530
13-1199	Business Operations Specialists, All Other	51,389	\$41.63	\$30.45	\$38.43	\$48.60	\$86,580
25-1011	Business Teachers, Postsecondary	1,332	-	-	-	-	\$99,760
51-3021	Butchers and Meat Cutters	2,832	\$22.23	\$18.15	\$22.81	\$25.15	\$46,250
13-1020	Buyers and Purchasing Agents	15,729	\$38.38	\$28.53	\$36.65	\$46.10	\$79,820
51-7011	Cabinetmakers and Bench Carpenters	1,863	\$22.09	\$18.90	\$21.88	\$24.06	\$45,950
17-3028	Calibration Technologists and Technicians	127	\$37.38	\$26.90	\$35.49	\$50.04	\$77,750

SOC code	Washington statewide occupational title	Estimated employment	Average wage	Percentiles			Annual wage
				25th	50th	75th	
27-4031	Camera Operators, Television, Video, and Film	421	\$43.71	\$28.12	\$40.57	\$60.62	\$90,910
53-5021	Captains, Mates, and Pilots of Water Vessels	1,051	\$50.27	\$38.16	\$50.92	\$62.89	\$104,570
29-1212	Cardiologists	137	\$193.60	\$88.75	-	-	\$402,690
29-2031	Cardiovascular Technologists and Technicians	1,127	\$39.68	\$24.41	\$39.49	\$53.22	\$82,540
25-2023	Career/Technical Education Teachers, Middle School	586	-	-	-	-	\$89,930
25-1194	Career/Technical Education Teachers, Postsecondary	3,795	\$33.05	\$24.34	\$30.46	\$37.29	\$68,740
25-2032	Career/Technical Education Teachers, Secondary School	3,225	-	-	-	-	\$88,600
43-5011	Cargo and Freight Agents	1,943	\$26.63	\$23.17	\$24.36	\$29.56	\$55,390
47-2031	Carpenters	26,470	\$33.24	\$24.06	\$30.42	\$38.50	\$69,140
47-2041	Carpet Installers	361	\$26.52	\$19.32	\$23.84	\$32.80	\$55,170
17-1021	Cartographers and Photogrammetrists	573	\$43.70	\$38.00	\$43.96	\$49.12	\$90,900
41-2011	Cashiers	58,663	\$17.28	\$15.18	\$16.62	\$17.93	\$35,940
47-2051	Cement Masons and Concrete Finishers	5,403	\$33.33	\$23.69	\$29.19	\$38.83	\$69,330
35-1011	Chefs and Head Cooks	3,697	\$31.89	\$25.17	\$30.55	\$36.66	\$66,330
17-2041	Chemical Engineers	580	\$57.60	\$41.28	\$54.87	\$67.23	\$119,810
51-9011	Chemical Equipment Operators and Tenders	1,208	\$29.04	\$22.47	\$27.92	\$34.57	\$60,410
51-8091	Chemical Plant and System Operators	172	\$34.36	\$28.44	\$32.48	\$43.03	\$71,470
19-4031	Chemical Technicians	1,132	\$26.24	\$21.55	\$24.10	\$30.42	\$54,580
25-1052	Chemistry Teachers, Postsecondary	428	-	-	-	-	\$85,260
19-2031	Chemists	1,513	\$45.79	\$31.68	\$41.49	\$59.76	\$95,240
11-1011	Chief Executives	3,214	\$147.00	\$85.27	-	-	\$305,760
21-1021	Child, Family, and School Social Workers	8,836	\$30.19	\$23.25	\$29.73	\$34.97	\$62,800
39-9011	Childcare Workers	3,712	\$17.75	\$15.58	\$16.95	\$19.18	\$36,920
29-1011	Chiropractors	1,038	\$41.55	\$22.61	\$34.61	\$50.31	\$86,410
27-2032	Choreographers	36	\$35.73	\$32.41	\$36.02	\$38.92	\$74,310
17-3022	Civil Engineering Technologists and Technicians	1,709	\$36.07	\$30.25	\$36.68	\$40.06	\$75,020
17-2051	Civil Engineers	13,980	\$47.51	\$37.46	\$46.02	\$55.91	\$98,810
13-1031	Claims Adjusters, Examiners, and Investigators	5,576	\$37.63	\$29.72	\$36.77	\$44.28	\$78,270
53-7061	Cleaners of Vehicles and Equipment	7,774	\$18.10	\$15.98	\$17.32	\$19.14	\$37,650
51-9192	Cleaning, Washing, and Metal Pickling Equipment Operators and Tenders	218	\$18.31	\$16.38	\$18.14	\$21.02	\$38,090
21-2011	Clergy	856	\$35.73	\$29.23	\$34.79	\$40.40	\$74,310
19-3033	Clinical and Counseling Psychologists	1,028	\$50.94	\$39.05	\$50.66	\$60.13	\$105,950
29-2010	Clinical Laboratory Technologists and Technicians	7,453	\$31.34	\$22.12	\$29.88	\$39.11	\$65,180
27-2022	Coaches and Scouts	9,102	-	-	-	-	\$52,600
51-9124	Coating, Painting, and Spraying Machine Setters, Operators, and Tenders	3,891	\$27.15	\$19.58	\$23.12	\$30.24	\$56,470
51-2021	Coil Winders, Tapers, and Finishers	76	\$24.96	\$19.36	\$24.04	\$29.35	\$51,920
49-9091	Coin, Vending, and Amusement Machine Servicers and Repairers	443	\$24.95	\$21.48	\$23.56	\$28.68	\$51,890
27-1021	Commercial and Industrial Designers	330	\$48.65	\$38.15	\$49.36	\$55.60	\$101,180
49-9092	Commercial Divers	304	\$75.01	\$57.02	\$82.52	\$103.44	\$156,020
53-2012	Commercial Pilots	1,183	-	-	-	-	\$105,230
25-1122	Communications Teachers, Postsecondary	507	-	-	-	-	\$73,800
21-1099	Community and Social Service Specialists, All Other	2,752	\$29.50	\$20.92	\$28.26	\$36.73	\$61,370
21-1094	Community Health Workers	2,107	\$24.18	\$18.67	\$22.72	\$28.12	\$50,300
11-3111	Compensation and Benefits Managers	240	\$77.39	\$57.20	\$75.07	\$98.30	\$160,970
13-1141	Compensation, Benefits, and Job Analysis Specialists	2,608	\$46.00	\$30.84	\$39.74	\$51.93	\$95,680

SOC code	Washington statewide occupational title	Estimated employment	Average wage	Percentiles			Annual wage
				25th	50th	75th	
13-1041	Compliance Officers	9,518	\$40.01	\$30.16	\$37.76	\$47.06	\$83,220
15-1221	Computer and Information Research Scientists	1,180	\$87.89	\$59.47	\$87.81	-	\$182,800
11-3021	Computer and Information Systems Managers	14,965	\$92.34	\$70.81	\$83.98	\$103.91	\$192,070
17-2061	Computer Hardware Engineers	866	\$61.49	\$47.71	\$60.42	\$67.07	\$127,890
15-1241	Computer Network Architects	4,010	\$70.75	\$51.99	\$68.21	\$84.42	\$147,160
15-1231	Computer Network Support Specialists	4,316	\$41.38	\$32.45	\$39.91	\$44.52	\$86,070
51-9161	Computer Numerically Controlled Tool Operators	1,470	\$34.17	\$23.24	\$31.50	\$45.66	\$71,070
51-9162	Computer Numerically Controlled Tool Programmers	772	\$41.37	\$30.20	\$38.10	\$49.18	\$86,050
15-1299	Computer Occupations, All Other	13,474	\$53.39	\$33.37	\$50.54	\$67.39	\$111,050
15-1251	Computer Programmers	2,503	\$60.73	\$44.18	\$61.35	\$74.51	\$126,320
25-1021	Computer Science Teachers, Postsecondary	920	-	-	-	-	\$90,270
15-1211	Computer Systems Analysts	16,814	\$61.22	\$46.23	\$55.30	\$68.08	\$127,330
15-1232	Computer User Support Specialists	19,685	\$34.35	\$26.44	\$31.94	\$38.95	\$71,450
49-2011	Computer, Automated Teller, and Office Machine Repairers	1,613	\$23.16	\$18.67	\$22.22	\$26.06	\$48,160
39-6012	Concierges	1,043	\$19.22	\$17.29	\$18.66	\$21.32	\$39,990
19-1031	Conservation Scientists	941	\$37.50	\$32.01	\$35.86	\$40.53	\$78,010
47-4011	Construction and Building Inspectors	3,058	\$39.32	\$31.94	\$39.41	\$46.47	\$81,780
47-2061	Construction Laborers	29,887	\$27.23	\$21.29	\$23.71	\$31.07	\$56,630
11-9021	Construction Managers	8,829	\$58.46	\$46.18	\$58.17	\$67.31	\$121,600
49-9012	Control and Valve Installers and Repairers, Except Mechanical Door	452	\$44.96	\$35.24	\$45.62	\$53.51	\$93,530
53-7011	Conveyor Operators and Tenders	619	\$21.07	\$18.17	\$19.84	\$23.84	\$43,830
35-2019	Cooks, All Other	96	\$24.01	\$19.97	\$22.14	\$29.57	\$49,940
35-2011	Cooks, Fast Food	7,338	\$17.01	\$15.79	\$16.73	\$18.23	\$35,380
35-2012	Cooks, Institution and Cafeteria	9,568	\$20.85	\$17.88	\$20.56	\$22.86	\$43,380
35-2014	Cooks, Restaurant	30,197	\$20.52	\$17.82	\$19.22	\$22.75	\$42,680
35-2015	Cooks, Short Order	3,041	\$18.66	\$17.04	\$18.48	\$20.00	\$38,820
51-9193	Cooling and Freezing Equipment Operators and Tenders	70	\$21.86	\$17.81	\$20.73	\$24.11	\$45,480
33-3012	Correctional Officers and Jailers	6,024	\$30.57	\$26.79	\$30.20	\$32.08	\$63,580
43-4021	Correspondence Clerks	-	\$22.37	\$20.44	\$22.01	\$23.76	\$46,530
13-1051	Cost Estimators	6,827	\$42.54	\$30.00	\$38.77	\$49.47	\$88,470
39-3092	Costume Attendants	31	\$26.73	\$23.93	\$24.83	\$29.74	\$55,600
21-1019	Counselors, All Other	168	\$30.53	\$24.08	\$29.40	\$38.15	\$63,500
41-2021	Counter and Rental Clerks	14,257	\$20.31	\$16.90	\$18.78	\$22.63	\$42,240
43-5021	Couriers and Messengers	946	\$19.48	\$16.93	\$18.66	\$22.02	\$40,520
43-4031	Court, Municipal, and License Clerks	2,988	\$27.86	\$24.63	\$28.58	\$30.94	\$57,960
53-7021	Crane and Tower Operators	1,173	\$39.73	\$31.39	\$38.74	\$47.98	\$82,640
13-2041	Credit Analysts	1,489	\$44.49	\$30.81	\$39.21	\$49.14	\$92,540
43-4041	Credit Authorizers, Checkers, and Clerks	158	\$23.80	\$21.83	\$23.07	\$25.48	\$49,500
13-2071	Credit Counselors	303	\$26.31	\$23.29	\$27.73	\$29.54	\$54,720
39-4012	Crematory Operators	147	\$22.36	\$18.33	\$21.10	\$25.95	\$46,500
25-1111	Criminal Justice and Law Enforcement Teachers, Postsecondary	168	-	-	-	-	\$64,760
33-9091	Crossing Guards and Flaggers	2,983	\$28.05	\$18.24	\$23.68	\$31.80	\$58,340
51-9021	Crushing, Grinding, and Polishing Machine Setters, Operators, and Tenders	388	\$25.96	\$21.30	\$24.29	\$30.34	\$53,990
25-4012	Curators	285	\$35.05	\$23.64	\$29.97	\$38.00	\$72,900

SOC code	Washington statewide occupational title	Estimated employment	Average wage	Percentiles			Annual wage
				25th	50th	75th	
43-4051	Customer Service Representatives	50,157	\$23.23	\$17.88	\$21.53	\$25.71	\$48,330
51-9031	Cutters and Trimmers, Hand	25	\$18.44	\$17.85	\$17.96	\$19.23	\$38,350
51-9032	Cutting and Slicing Machine Setters, Operators, and Tenders	1,157	\$22.16	\$18.12	\$21.72	\$24.79	\$46,100
51-4031	Cutting, Punching, & Press Machine Setters, Operators, & Tenders, Metal & Plastic	2,040	\$24.33	\$19.49	\$22.43	\$26.89	\$50,600
27-2031	Dancers	87	-	-	-	-	-
43-9021	Data Entry Keyers	2,420	\$20.74	\$17.69	\$20.13	\$22.99	\$43,140
15-2051	Data Scientists	4,157	\$67.68	\$46.76	\$65.31	\$82.16	\$140,780
15-1242	Database Administrators	1,838	\$52.69	\$38.61	\$50.83	\$66.46	\$109,590
15-1243	Database Architects	3,223	\$76.76	\$61.63	\$81.53	\$94.42	\$159,650
41-9011	Demonstrators and Product Promoters	2,265	\$18.00	\$15.43	\$17.18	\$19.85	\$37,430
31-9091	Dental Assistants	11,290	\$24.24	\$21.67	\$23.71	\$26.86	\$50,430
29-1292	Dental Hygienists	7,145	\$53.57	\$49.76	\$52.52	\$59.51	\$111,430
51-9081	Dental Laboratory Technicians	973	\$25.24	\$20.99	\$22.91	\$29.11	\$52,510
29-1021	Dentists, General	2,781	-	-	-	-	-
29-1213	Dermatologists	243	\$178.50	-	-	-	\$371,280
27-1029	Designers, All Other	587	\$36.23	\$24.06	\$32.44	\$43.23	\$75,350
43-9031	Desktop Publishers	39	\$26.66	\$22.48	\$28.09	\$30.44	\$55,450
33-3021	Detectives and Criminal Investigators	1,565	\$53.19	\$44.83	\$50.54	\$61.85	\$110,620
29-2032	Diagnostic Medical Sonographers	1,433	\$49.85	\$43.47	\$50.39	\$57.42	\$103,700
29-2051	Dietetic Technicians	152	\$22.88	\$18.63	\$21.22	\$25.45	\$47,590
29-1031	Dietitians and Nutritionists	1,424	\$35.78	\$30.92	\$36.33	\$39.66	\$74,430
35-9011	Dining Room and Cafeteria Attendants and Bartender Helpers	6,291	\$17.43	\$15.06	\$16.56	\$17.24	\$36,250
21-2021	Directors, Religious Activities and Education	442	\$28.43	\$23.87	\$26.08	\$30.67	\$59,140
35-9021	Dishwashers	11,073	\$17.97	\$16.09	\$16.89	\$18.94	\$37,370
43-5032	Dispatchers, Except Police, Fire, and Ambulance	5,034	\$27.00	\$19.83	\$25.49	\$31.42	\$56,160
41-9091	Door-to-Door Sales Workers, News and Street Vendors, and Related Workers	-	\$18.94	\$17.53	\$19.11	\$19.42	\$39,400
17-3019	Drafters, All Other	409	\$33.75	\$23.61	\$30.02	\$46.59	\$70,190
51-4032	Drilling & Boring Machine Tool Setters, Operators, and Tenders, Metal and Plastic	-	\$27.88	\$19.82	\$21.20	\$41.64	\$57,980
53-3031	Driver/Sales Workers	9,163	\$22.19	\$15.72	\$18.18	\$26.57	\$46,160
47-2081	Drywall and Ceiling Tile Installers	4,031	\$36.09	\$28.97	\$36.33	\$45.99	\$75,080
47-5023	Earth Drillers, Except Oil and Gas	446	\$33.56	\$23.27	\$29.29	\$41.62	\$69,800
25-1063	Economics Teachers, Postsecondary	243	-	-	-	-	\$98,630
19-3011	Economists	429	\$48.99	\$39.92	\$44.77	\$55.18	\$101,900
27-3041	Editors	2,878	\$43.46	\$29.76	\$35.89	\$48.77	\$90,390
11-9039	Education Administrators, All Other	1,221	\$50.02	\$28.93	\$48.95	\$62.47	\$104,050
11-9032	Education Administrators, Kindergarten through Secondary	6,101	-	-	-	-	\$139,980
11-9033	Education Administrators, Postsecondary	1,897	\$57.29	\$38.66	\$49.22	\$62.14	\$119,170
11-9031	Education and Childcare Administrators, Preschool and Daycare	1,327	\$28.54	\$22.14	\$26.81	\$30.36	\$59,350
25-1081	Education Teachers, Postsecondary	1,319	-	-	-	-	\$70,410
25-9099	Educational Instruction and Library Workers, All Other	1,889	\$27.05	\$21.28	\$24.63	\$31.74	\$56,260
21-1012	Educational, Guidance, and Career Counselors and Advisors	5,486	\$38.07	\$29.61	\$37.39	\$47.84	\$79,180
49-2092	Electric Motor, Power Tool, and Related Repairers	400	\$27.60	\$23.12	\$27.48	\$29.90	\$57,420

SOC code	Washington statewide occupational title	Estimated employment	Average wage	Percentiles			Annual wage
				25th	50th	75th	
17-3023	Electrical and Electronic Engineering Technologists and Technicians	2,886	\$37.34	\$30.65	\$37.37	\$41.27	\$77,660
17-3012	Electrical and Electronics Drafters	174	\$35.95	\$30.53	\$32.56	\$40.22	\$74,780
49-2093	Electrical and Electronics Installers and Repairers, Transportation Equipment	198	\$46.86	\$35.01	\$45.83	\$55.54	\$97,470
49-2094	Electrical and Electronics Repairers, Commercial and Industrial Equipment	1,329	\$40.21	\$33.82	\$38.26	\$47.81	\$83,630
49-2095	Electrical and Electronics Repairers, Powerhouse, Substation, and Relay	365	\$54.11	\$51.11	\$52.82	\$61.76	\$112,550
17-2071	Electrical Engineers	7,527	\$58.61	\$47.47	\$58.54	\$66.17	\$121,900
49-9051	Electrical Power-Line Installers and Repairers	2,495	\$50.91	\$47.00	\$52.94	\$57.83	\$105,890
51-2028	Electrical/Electronic/Electromechanical Assemblers Only	7,703	\$23.79	\$18.64	\$21.42	\$24.84	\$49,470
47-2111	Electricians	19,119	\$40.96	\$29.90	\$38.77	\$49.88	\$85,190
17-3024	Electro-Mechanical and Mechatronics Technologists and Technicians	331	\$35.84	\$26.71	\$30.59	\$49.30	\$74,550
49-2096	Electronic Equipment Installers and Repairers, Motor Vehicles	126	\$26.97	\$22.41	\$23.45	\$28.51	\$56,100
17-2072	Electronics Engineers, Except Computer	2,350	\$59.96	\$48.11	\$59.69	\$72.59	\$124,720
25-2021	Elementary School Teachers, Except Special Education	31,874	-	-	-	-	\$85,580
47-4021	Elevator and Escalator Installers and Repairers	1,341	\$53.19	\$38.43	\$59.80	\$62.60	\$110,640
43-4061	Eligibility Interviewers, Government Programs	3,841	\$26.22	\$21.87	\$26.29	\$29.81	\$54,530
39-4011	Embalmers	38	\$25.94	\$22.09	\$23.63	\$28.66	\$53,950
11-9161	Emergency Management Directors	139	\$53.87	\$42.68	\$50.85	\$60.02	\$112,040
29-2042	Emergency Medical Technicians	2,632	\$20.87	\$17.32	\$18.71	\$21.55	\$43,400
29-1214	Emergency Medicine Physicians	648	\$156.20	-	-	-	\$324,890
51-2031	Engine and Other Machine Assemblers	738	\$27.20	\$24.23	\$24.86	\$28.88	\$56,570
25-1032	Engineering Teachers, Postsecondary	769	-	-	-	-	\$115,760
17-3029	Engineering Technologists and Technicians, Except Drafters, All Other	2,045	\$40.02	\$31.29	\$40.99	\$49.14	\$83,240
17-2199	Engineers, All Other	2,585	\$52.98	\$38.15	\$50.76	\$63.67	\$110,210
25-1123	English Language and Literature Teachers, Postsecondary	1,102	-	-	-	-	\$67,100
27-2099	Entertainers and Performers, Sports and Related Workers, All Other	19	\$29.94	\$28.04	\$28.66	\$37.85	-
11-9072	Entertainment and Recreation Managers, Except Gambling	407	\$55.92	\$32.51	\$47.83	\$63.32	\$116,320
39-1014	Entertainment and Recreation Workers Supervisors, Except Gambling Services	1,377	\$28.52	\$19.32	\$26.00	\$35.61	\$59,310
39-3099	Entertainment Attendants and Related Workers, All Other	35	\$21.17	\$17.74	\$19.08	\$23.27	\$44,040
17-3025	Environmental Engineering Technologists and Technicians	261	\$34.82	\$24.36	\$38.78	\$39.76	\$72,430
17-2081	Environmental Engineers	1,686	\$51.88	\$39.63	\$48.19	\$60.21	\$107,920
19-4042	Environmental Science and Protection Technicians, Including Health	486	\$31.18	\$21.66	\$26.39	\$40.52	\$64,850
25-1053	Environmental Science Teachers, Postsecondary	170	-	-	-	-	\$95,120
19-2041	Environmental Scientists and Specialists, Including Health	3,589	\$43.76	\$32.29	\$38.83	\$49.84	\$91,020
19-1041	Epidemiologists	926	\$54.41	\$38.55	\$47.55	\$57.32	\$113,160
51-9194	Etchers and Engravers	144	\$22.78	\$17.52	\$22.41	\$25.59	\$47,390
47-5022	Excavating and Loading Machine and Dragline Operators, Surface Mining	740	\$30.75	\$23.97	\$26.99	\$33.27	\$63,950
43-6011	Executive Secretaries and Executive Administrative Assistants	9,152	\$35.47	\$29.48	\$34.78	\$39.15	\$73,780
29-1128	Exercise Physiologists	83	\$28.17	\$24.14	\$28.49	\$30.78	\$58,580
39-9031	Exercise Trainers and Group Fitness Instructors	8,339	\$24.83	\$17.98	\$23.14	\$28.77	\$51,650
47-5032	Explosives Workers, Ordnance Handling Experts, and Blasters	53	\$39.28	\$33.69	\$35.79	\$47.01	\$81,690
51-4021	Extruding and Drawing Machine Setters, Operators, and Tenders, Metal and Plastic	964	\$21.21	\$18.67	\$19.76	\$23.66	\$44,110
51-6091	Extruding/Forming Machine Setters/Operators/Tenders, Synthetic/Glass	72	\$18.61	\$17.74	\$17.85	\$19.71	\$38,710

SOC code	Washington statewide occupational title	Estimated employment	Average wage	Percentiles			Annual wage
				25th	50th	75th	
51-9041	Extruding/Forming Machine Setters/Operators/Tenders, Synthetic/Glass	377	\$22.08	\$18.32	\$20.68	\$25.51	\$45,930
51-6092	Fabric and Apparel Patternmakers	35	\$32.18	\$29.81	\$31.56	\$33.12	\$66,930
11-3013	Facilities Managers	2,114	\$59.65	\$47.28	\$59.42	\$69.37	\$124,080
45-4021	Fallers	228	\$41.92	\$24.57	\$40.88	\$46.32	\$87,190
25-1192	Family and Consumer Sciences Teachers, Postsecondary	90	-	-	-	-	\$65,410
29-1215	Family Medicine Physicians	1,187	\$109.49	\$84.55	-	-	\$227,740
25-9021	Farm and Home Management Educators	123	\$27.54	\$24.41	\$25.16	\$28.68	\$57,280
49-3041	Farm Equipment Mechanics and Service Technicians	1,008	\$26.53	\$21.99	\$24.46	\$29.51	\$55,190
11-9013	Farmers, Ranchers, and Other Agricultural Managers	118	\$44.07	\$33.00	\$44.49	\$50.48	\$91,660
45-2092	Farmworkers and Laborers, Crop, Nursery, and Greenhouse	8,555	\$17.13	\$15.33	\$16.84	\$17.43	\$35,620
45-2093	Farmworkers, Farm, Ranch, and Aquacultural Animals	1,213	\$19.10	\$15.96	\$17.21	\$21.87	\$39,720
27-1022	Fashion Designers	238	\$46.06	\$38.62	\$43.44	\$52.67	\$95,800
35-3023	Fast Food and Counter Workers	98,875	\$16.81	\$15.05	\$16.61	\$17.28	\$34,960
47-4031	Fence Erectors	725	\$21.81	\$18.51	\$20.62	\$24.42	\$45,350
51-2051	Fiberglass Laminators and Fabricators	1,539	\$23.68	\$18.28	\$22.51	\$25.36	\$49,260
43-4071	File Clerks	978	\$21.03	\$17.16	\$20.89	\$23.66	\$43,750
27-4032	Film and Video Editors	422	\$38.86	\$29.27	\$31.54	\$46.80	\$80,840
13-2051	Financial and Investment Analysts	6,119	\$46.43	\$34.24	\$44.23	\$56.97	\$96,580
43-3099	Financial Clerks, All Other	757	\$23.95	\$21.40	\$23.81	\$26.32	\$49,820
13-2061	Financial Examiners	366	\$49.10	\$36.72	\$45.90	\$56.91	\$102,130
11-3031	Financial Managers	11,849	\$82.40	\$60.00	\$74.81	\$97.56	\$171,390
13-2054	Financial Risk Specialists	587	\$49.78	\$39.21	\$47.99	\$58.09	\$103,540
13-2099	Financial Specialists, All Other	-	\$40.56	\$28.43	\$37.48	\$47.12	\$84,370
27-1013	Fine Artists, Including Painters, Sculptors, and Illustrators	577	\$39.28	\$30.00	\$41.08	\$44.50	\$81,700
33-2021	Fire Inspectors and Investigators	250	\$49.18	\$39.76	\$49.91	\$57.05	\$102,290
33-2011	Firefighters	7,197	\$36.98	\$29.97	\$38.86	\$46.39	\$76,930
47-1011	First-Line Supervisors of Construction Trades and Extraction Workers	20,499	\$47.25	\$36.47	\$47.03	\$57.37	\$98,280
33-1011	First-Line Supervisors of Correctional Officers	1,253	\$39.80	\$35.01	\$38.40	\$42.90	\$82,780
45-1011	First-Line Supervisors of Farming, Fishing, and Forestry Workers	1,522	\$26.90	\$19.12	\$23.71	\$32.48	\$55,950
33-1021	First-Line Supervisors of Firefighting and Prevention Workers	3,228	\$52.70	\$45.85	\$53.03	\$60.42	\$109,610
35-1012	First-Line Supervisors of Food Preparation and Serving Workers	32,952	\$23.08	\$17.92	\$21.34	\$26.98	\$48,010
39-1013	First-Line Supervisors of Gambling Services Workers	827	\$29.50	\$23.10	\$29.42	\$34.42	\$61,350
37-1011	First-Line Supervisors of Housekeeping and Janitorial Workers	2,934	\$26.37	\$19.38	\$25.63	\$30.73	\$54,840
37-1012	First-Line Supervisors of Landscaping, Lawn Service, and Groundskeeping Workers	2,059	\$32.76	\$24.49	\$29.32	\$39.46	\$68,140
49-1011	First-Line Supervisors of Mechanics, Installers, and Repairers	14,087	\$41.40	\$30.91	\$39.58	\$49.14	\$86,110
41-1012	First-Line Supervisors of Non-Retail Sales Workers	6,336	\$51.62	\$31.58	\$40.67	\$59.03	\$107,370
43-1011	First-Line Supervisors of Office and Administrative Support Workers	30,003	\$35.55	\$28.12	\$31.47	\$39.99	\$73,930
39-1022	First-Line Supervisors of Personal Service Workers	1,847	\$28.89	\$22.28	\$27.94	\$35.86	\$60,080
33-1012	First-Line Supervisors of Police and Detectives	2,698	\$59.28	\$51.24	\$59.18	\$66.67	\$123,290
51-1011	First-Line Supervisors of Production and Operating Workers	14,568	\$35.49	\$27.60	\$34.30	\$41.83	\$73,820
33-1099	First-Line Supervisors of Protective Service Workers, All Other	761	\$37.26	\$27.72	\$36.50	\$41.64	\$77,500
41-1011	First-Line Supervisors of Retail Sales Workers	26,593	\$26.31	\$19.58	\$23.73	\$29.79	\$54,720
33-1091	First-Line Supervisors of Security Workers	1,342	\$28.68	\$21.82	\$26.55	\$34.01	\$59,650
33-3031	Fish and Game Wardens	102	\$38.89	\$34.39	\$42.21	\$44.00	\$80,900

SOC code	Washington statewide occupational title	Estimated employment	Average wage	Percentiles			Annual wage
				25th	50th	75th	
53-2031	Flight Attendants	4,132	-	-	-	-	-
47-2042	Floor Layers, Except Carpet, Wood, and Hard Tiles	1,010	\$28.49	\$21.70	\$22.48	\$30.68	\$59,250
47-2043	Floor Sanders and Finishers	-	\$31.97	\$29.73	\$32.38	\$36.51	\$66,490
27-1023	Floral Designers	966	\$18.15	\$16.82	\$17.62	\$19.40	\$37,750
51-3091	Food and Tobacco Roasting, Baking, and Drying Machine Operators and Tenders	783	\$19.28	\$17.03	\$18.25	\$20.89	\$40,100
51-3092	Food Batchmakers	4,778	\$19.22	\$16.48	\$18.15	\$21.89	\$39,970
51-3093	Food Cooking Machine Operators and Tenders	278	\$19.37	\$16.60	\$19.59	\$22.17	\$40,280
35-9099	Food Preparation and Serving Related Workers, All Other	818	\$17.46	\$14.49	\$14.49	\$18.10	\$36,330
35-2021	Food Preparation Workers	17,032	\$18.47	\$16.51	\$17.93	\$20.00	\$38,420
51-3099	Food Processing Workers, All Other	213	\$20.10	\$18.02	\$19.26	\$22.10	\$41,810
19-4013	Food Science Technicians	303	\$21.74	\$18.44	\$20.04	\$24.29	\$45,220
19-1012	Food Scientists and Technologists	-	\$40.64	\$32.35	\$37.92	\$48.49	\$84,530
35-3041	Food Servers, Nonrestaurant	6,711	\$19.04	\$15.81	\$17.19	\$18.27	\$39,610
11-9051	Food Service Managers	2,344	\$42.07	\$29.66	\$37.63	\$49.76	\$87,500
25-1124	Foreign Language and Literature Teachers, Postsecondary	337	-	-	-	-	\$73,010
19-4092	Forensic Science Technicians	338	\$36.05	\$30.74	\$37.10	\$40.47	\$74,990
19-4071	Forest and Conservation Technicians	1,108	\$21.67	\$17.36	\$19.80	\$24.63	\$45,080
45-4011	Forest and Conservation Workers	67	\$21.59	\$18.62	\$19.44	\$21.73	\$44,920
19-1032	Foresters	449	\$35.98	\$28.00	\$32.45	\$42.52	\$74,830
25-1043	Forestry and Conservation Science Teachers, Postsecondary	18	-	-	-	-	\$117,210
51-4022	Forging Machine Setters, Operators, and Tenders, Metal and Plastic	40	\$28.15	\$26.39	\$28.07	\$29.12	\$58,540
51-4071	Foundry Mold and Coremakers	139	\$22.25	\$18.87	\$22.55	\$24.63	\$46,270
13-1131	Fundraisers	2,709	\$34.73	\$27.00	\$32.23	\$39.31	\$72,240
11-2033	Fundraising Managers	698	\$63.08	\$48.07	\$57.19	\$72.83	\$131,210
39-4021	Funeral Attendants	83	\$17.16	\$15.20	\$16.54	\$19.01	\$35,690
11-9171	Funeral Home Managers	-	\$45.24	\$38.22	\$43.18	\$48.54	\$94,110
51-9051	Furnace, Kiln, Oven, Drier, and Kettle Operators and Tenders	690	\$23.23	\$17.87	\$23.01	\$27.74	\$48,320
51-7021	Furniture Finishers	430	\$19.60	\$16.83	\$18.56	\$22.35	\$40,760
39-3012	Gambling and Sports Book Writers and Runners	192	\$17.34	\$16.05	\$16.42	\$18.04	\$36,060
43-3041	Gambling Cage Workers	1,000	\$18.25	\$15.51	\$16.88	\$19.49	\$37,970
41-2012	Gambling Change Persons and Booth Cashiers	459	\$17.47	\$15.02	\$16.38	\$17.29	\$36,330
39-3011	Gambling Dealers	4,313	\$22.62	\$15.67	\$16.04	\$27.00	\$47,050
11-9071	Gambling Managers	121	\$50.13	\$38.63	\$46.75	\$59.61	\$104,260
39-3019	Gambling Service Workers, All Other	320	\$22.10	\$16.61	\$17.47	\$19.77	\$45,960
33-9031	Gambling Surveillance Officers and Gambling Investigators	655	\$19.88	\$16.32	\$18.54	\$22.60	\$41,350
53-7071	Gas Compressor and Gas Pumping Station Operators	34	\$27.22	\$20.32	\$20.73	\$35.73	\$56,610
51-8092	Gas Plant Operators	215	\$41.77	\$33.30	\$44.85	\$51.14	\$86,880
11-1021	General and Operations Managers	53,977	\$67.14	\$40.30	\$56.95	\$80.73	\$139,660
29-1216	General Internal Medicine Physicians	604	\$124.74	\$84.40	-	-	\$259,470
29-9092	Genetic Counselors	117	\$43.21	\$38.31	\$44.51	\$50.20	\$89,870
19-3092	Geographers	45	\$42.21	\$25.92	\$42.18	\$51.71	\$87,800
25-1064	Geography Teachers, Postsecondary	71	-	-	-	-	\$80,100
19-4043	Geological Technicians, Except Hydrologic Technicians	72	\$28.28	\$23.80	\$26.31	\$32.86	\$58,830
19-2042	Geoscientists, Except Hydrologists and Geographers	900	\$48.72	\$34.15	\$47.11	\$59.79	\$101,340

SOC code	Washington statewide occupational title	Estimated employment	Average wage	Percentiles			Annual wage
				25th	50th	75th	
47-2121	Glaziers	1,906	\$36.81	\$27.58	\$34.02	\$48.73	\$76,570
45-2041	Graders and Sorters, Agricultural Products	2,459	\$16.48	\$14.95	\$16.45	\$16.75	\$34,270
27-1024	Graphic Designers	4,928	\$35.16	\$25.47	\$33.68	\$41.56	\$73,130
51-4033	Grind/Lap/Polish/Buff. Mach. Tool Setters, Oprs, & Tenders, Metal & Plastic	1,608	\$21.44	\$18.01	\$20.26	\$23.57	\$44,590
51-9022	Grinding and Polishing Workers, Hand	-	\$22.24	\$19.22	\$19.22	\$27.20	\$46,250
37-3019	Grounds Maintenance Workers, All Other	180	\$23.68	\$17.97	\$20.66	\$26.48	\$49,240
39-5012	Hairdressers, Hairstylists, and Cosmetologists	6,573	\$23.06	\$18.33	\$22.22	\$27.13	\$47,970
47-4041	Hazardous Materials Removal Workers	1,632	\$33.27	\$21.87	\$32.14	\$41.15	\$69,190
17-2111	Health and Safety Engineers, Except Mining Safety Engineers and Inspectors	505	\$47.30	\$37.13	\$46.38	\$57.11	\$98,370
21-1091	Health Education Specialists	1,852	\$32.10	\$26.71	\$30.23	\$35.81	\$66,760
29-9021	Health Information Technologists and Medical Registrars	945	\$30.01	\$22.19	\$24.63	\$35.09	\$62,410
25-1071	Health Specialties Teachers, Postsecondary	3,834	-	-	-	-	\$148,490
29-2099	Health Technologists and Technicians, All Other	3,702	\$29.40	\$21.02	\$25.35	\$36.98	\$61,160
29-1299	Healthcare Diagnosing or Treating Practitioners, All Other	1,100	\$62.71	\$38.65	\$50.35	\$82.10	\$130,440
29-9099	Healthcare Practitioners and Technical Workers, All Other	657	\$37.28	\$28.97	\$30.22	\$48.13	\$77,530
21-1022	Healthcare Social Workers	4,565	\$34.27	\$25.93	\$35.33	\$39.99	\$71,270
31-9099	Healthcare Support Workers, All Other	3,342	\$25.09	\$20.80	\$24.25	\$28.44	\$52,190
29-2092	Hearing Aid Specialists	255	\$32.29	\$28.95	\$32.23	\$35.77	\$67,170
51-4191	Heat Treating Equipment Setters, Operators, and Tenders, Metal and Plastic	73	\$27.32	\$20.13	\$24.86	\$34.70	\$56,830
49-9021	Heating, Air Conditioning, and Refrigeration Mechanics and Installers	7,390	\$31.41	\$23.14	\$29.58	\$36.87	\$65,340
53-3032	Heavy and Tractor-Trailer Truck Drivers	37,245	\$28.95	\$24.11	\$28.48	\$31.28	\$60,210
47-3019	Helpers, Construction Trades, All Other	130	\$24.69	\$18.12	\$21.31	\$24.71	\$51,360
47-3011	Helpers--Brickmasons, Blockmasons, Stonemasons, and Tile and Marble Setters	247	\$29.43	\$20.65	\$28.85	\$36.91	\$61,210
47-3012	Helpers--Carpenters	400	\$20.72	\$17.99	\$18.48	\$23.40	\$43,100
47-3013	Helpers--Electricians	-	\$19.85	\$16.36	\$19.82	\$21.75	\$41,290
47-5081	Helpers--Extraction Workers	77	\$23.47	\$19.49	\$21.51	\$26.00	\$48,820
49-9098	Helpers--Installation, Maintenance, and Repair Workers	1,566	\$21.27	\$16.81	\$19.50	\$24.18	\$44,240
47-3014	Helpers--Painters, Paperhangers, Plasterers, and Stucco Masons	-	\$19.15	\$17.85	\$18.76	\$21.45	\$39,840
47-3015	Helpers--Pipelayers, Plumbers, Pipefitters, and Steamfitters	522	\$20.51	\$16.26	\$17.47	\$24.06	\$42,660
51-9198	Helpers--Production Workers	2,432	\$19.34	\$16.69	\$18.13	\$20.81	\$40,230
47-4051	Highway Maintenance Workers	2,450	\$29.10	\$26.45	\$28.93	\$31.50	\$60,530
19-3093	Historians	41	\$38.63	\$31.11	\$38.38	\$43.64	\$80,350
25-1125	History Teachers, Postsecondary	285	-	-	-	-	\$77,220
53-7041	Hoist and Winch Operators	59	\$29.52	\$24.71	\$30.68	\$32.84	\$61,400
49-9031	Home Appliance Repairers	889	\$25.66	\$19.15	\$24.30	\$30.35	\$53,370
31-1120	Home Health and Personal Care Aides	97,735	\$18.22	\$17.19	\$18.25	\$18.54	\$37,900
35-9031	Hosts and Hostesses, Restaurant, Lounge, and Coffee Shop	6,167	\$17.68	\$15.15	\$16.32	\$17.48	\$36,780
43-4081	Hotel, Motel, and Resort Desk Clerks	4,626	\$17.15	\$15.12	\$16.99	\$17.94	\$35,680
43-4161	Human Resources Assistants, Except Payroll and Timekeeping	2,990	\$24.28	\$21.13	\$23.48	\$27.48	\$50,490
11-3121	Human Resources Managers	4,182	\$85.93	\$58.48	\$70.82	\$91.71	\$178,730
13-1071	Human Resources Specialists	23,777	\$41.98	\$29.24	\$38.28	\$50.13	\$87,330

SOC code	Washington statewide occupational title	Estimated employment	Average wage	Percentiles			Annual wage
				25th	50th	75th	
19-4044	Hydrologic Technicians	79	\$33.29	\$27.17	\$32.83	\$38.65	\$69,250
19-2043	Hydrologists	359	\$50.54	\$38.03	\$45.90	\$64.10	\$105,110
17-3026	Industrial Engineering Technologists and Technicians	839	\$35.28	\$26.01	\$32.58	\$39.77	\$73,390
17-2112	Industrial Engineers	6,807	\$54.24	\$39.75	\$50.29	\$63.50	\$112,820
49-9041	Industrial Machinery Mechanics	8,570	\$33.42	\$26.58	\$31.40	\$38.61	\$69,510
11-3051	Industrial Production Managers	4,306	\$64.00	\$50.11	\$62.68	\$72.63	\$133,110
53-7051	Industrial Truck and Tractor Operators	16,939	\$22.26	\$18.82	\$21.53	\$23.68	\$46,310
43-4199	Information and Record Clerks, All Other	4,852	\$23.45	\$19.24	\$23.00	\$27.77	\$48,780
15-1212	Information Security Analysts	5,049	\$63.86	\$49.95	\$64.00	\$77.10	\$132,820
51-9061	Inspectors, Testers, Sorters, Samplers, and Weighers	12,009	\$30.20	\$21.54	\$28.65	\$39.39	\$62,810
49-9099	Installation, Maintenance, and Repair Workers, All Other	3,397	\$27.43	\$20.73	\$25.67	\$33.98	\$57,060
25-9031	Instructional Coordinators	4,313	\$40.15	\$29.92	\$39.60	\$49.69	\$83,500
47-2131	Insulation Workers, Floor, Ceiling, and Wall	662	\$30.45	\$21.86	\$30.68	\$39.07	\$63,340
47-2132	Insulation Workers, Mechanical	496	\$38.87	\$28.46	\$35.86	\$52.08	\$80,850
13-1032	Insurance Appraisers, Auto Damage	208	\$38.22	\$30.93	\$36.29	\$49.56	\$79,500
43-9041	Insurance Claims and Policy Processing Clerks	2,943	\$26.71	\$21.77	\$24.72	\$29.62	\$55,550
41-3021	Insurance Sales Agents	10,595	\$32.89	\$22.05	\$28.68	\$38.13	\$68,400
13-2053	Insurance Underwriters	1,623	\$45.07	\$30.16	\$38.67	\$56.34	\$93,740
27-1025	Interior Designers	1,369	\$34.09	\$28.61	\$31.71	\$39.10	\$70,910
27-3091	Interpreters and Translators	989	\$32.40	\$24.51	\$32.95	\$36.56	\$67,390
43-4111	Interviewers, Except Eligibility and Loan	2,863	\$21.81	\$18.55	\$22.08	\$23.97	\$45,370
37-2011	Janitors and Cleaners, Except Maids and Housekeeping Cleaners	45,228	\$19.71	\$16.67	\$17.99	\$22.16	\$41,010
51-9071	Jewelers and Precious Stone and Metal Workers	741	\$30.71	\$24.13	\$29.99	\$36.43	\$63,880
23-1023	Judges, Magistrate Judges, and Magistrates	940	\$69.94	\$47.99	\$65.00	\$87.04	\$145,470
23-1012	Judicial Law Clerks	520	\$36.88	\$31.03	\$34.27	\$44.12	\$76,710
25-2012	Kindergarten Teachers, Except Special Education	4,478	-	-	-	-	\$80,060
13-1075	Labor Relations Specialists	2,542	\$47.53	\$30.99	\$45.39	\$61.32	\$98,860
53-7062	Laborers and Freight, Stock, and Material Movers, Hand	52,196	\$20.20	\$17.08	\$18.76	\$22.28	\$42,020
17-1012	Landscape Architects	539	\$40.13	\$32.95	\$37.80	\$47.06	\$83,480
37-3011	Landscaping and Groundskeeping Workers	20,533	\$21.76	\$17.67	\$20.26	\$23.90	\$45,260
51-4034	Lathe and Turning Machine Tool Setters, Operators, and Tenders, Metal and Plastic	61	\$25.70	\$23.11	\$25.89	\$27.05	\$53,450
51-6011	Laundry and Dry-Cleaning Workers	2,643	\$17.23	\$15.70	\$16.94	\$18.22	\$35,830
25-1112	Law Teachers, Postsecondary	111	-	-	-	-	\$121,150
23-1011	Lawyers	11,933	\$77.98	\$46.55	\$63.09	\$86.39	\$162,200
51-4192	Layout Workers, Metal and Plastic	449	-	-	-	-	-
43-6012	Legal Secretaries and Administrative Assistants	3,811	\$28.44	\$20.44	\$26.12	\$36.02	\$59,160
23-2099	Legal Support Workers, All Other	945	\$39.10	\$30.06	\$35.92	\$47.36	\$81,340
11-1031	Legislators	1,276	-	-	-	-	\$127,380
25-4022	Librarians and Media Collections Specialists	2,478	\$42.17	\$34.69	\$45.64	\$49.58	\$87,710
43-4121	Library Assistants, Clerical	1,999	\$19.14	\$16.97	\$18.56	\$21.80	\$39,810
25-1082	Library Science Teachers, Postsecondary	84	-	-	-	-	\$108,870
25-4031	Library Technicians	1,770	\$26.42	\$23.75	\$24.81	\$28.97	\$54,940
29-2061	Licensed Practical and Licensed Vocational Nurses	6,434	\$33.63	\$29.90	\$32.87	\$36.81	\$69,950
19-1099	Life Scientists, All Other	200	\$45.23	\$36.31	\$45.68	\$49.14	\$94,080

SOC code	Washington statewide occupational title	Estimated employment	Average wage	Percentiles			Annual wage
				25th	50th	75th	
19-4099	Life, Physical, and Social Science Technicians, All Other	875	\$33.68	\$24.60	\$32.10	\$38.66	\$70,060
33-9092	Lifeguards, Ski Patrol, and Other Recreational Protective Service Workers	2,059	\$16.10	\$14.54	\$15.42	\$16.49	\$33,480
53-3033	Light Truck Drivers	24,062	\$23.37	\$18.56	\$21.33	\$25.85	\$48,610
27-4015	Lighting Technicians	39	\$43.56	\$29.39	\$31.44	\$44.54	\$90,610
43-4131	Loan Interviewers and Clerks	5,674	\$24.87	\$21.45	\$23.46	\$29.14	\$51,730
13-2072	Loan Officers	8,378	\$40.52	\$23.33	\$30.74	\$46.98	\$84,270
39-3093	Locker Room, Coatroom, and Dressing Room Attendants	52	\$17.08	\$15.96	\$16.38	\$17.75	\$35,530
49-9094	Locksmiths and Safe Repairers	330	\$24.48	\$17.12	\$23.20	\$28.88	\$50,920
53-4011	Locomotive Engineers	1,114	\$44.72	\$25.51	\$37.42	\$37.42	\$93,030
11-9081	Lodging Managers	810	\$37.15	\$24.65	\$32.18	\$46.30	\$77,270
45-4023	Log Graders and Scalers	242	\$26.22	\$22.74	\$25.81	\$29.50	\$54,540
45-4022	Logging Equipment Operators	1,263	\$30.31	\$28.52	\$29.50	\$32.19	\$63,050
45-4029	Logging Workers, All Other	528	\$30.19	\$28.29	\$28.79	\$31.61	\$62,800
13-1081	Logisticians	3,971	\$44.66	\$35.48	\$42.12	\$51.13	\$92,890
53-7063	Machine Feeders and Offbearers	1,172	\$19.77	\$17.11	\$19.05	\$22.17	\$41,130
51-4041	Machinists	6,967	\$29.72	\$23.59	\$29.30	\$35.30	\$61,810
29-2035	Magnetic Resonance Imaging Technologists	725	\$48.51	\$41.98	\$49.50	\$54.04	\$100,910
37-2012	Maids and Housekeeping Cleaners	14,861	\$17.33	\$15.85	\$16.90	\$17.82	\$36,040
43-9051	Mail Clerks and Mail Machine Operators, Except Postal Service	1,547	\$20.18	\$17.29	\$18.09	\$22.07	\$41,980
49-9071	Maintenance and Repair Workers, General	31,518	\$25.76	\$19.34	\$23.68	\$30.03	\$53,580
49-9043	Maintenance Workers, Machinery	433	\$28.60	\$22.66	\$27.15	\$34.86	\$59,480
39-5091	Makeup Artists, Theatrical and Performance	23	\$62.29	\$33.43	\$82.47	\$84.56	\$129,550
13-1111	Management Analysts	25,098	\$52.67	\$37.25	\$49.84	\$63.58	\$109,560
11-9199	Managers, All Other	12,561	\$79.89	\$53.02	\$66.98	\$90.32	\$166,180
39-5092	Manicurists and Pedicurists	5,064	\$21.32	\$17.65	\$20.77	\$22.12	\$44,340
17-2121	Marine Engineers and Naval Architects	590	\$51.72	\$43.91	\$51.90	\$58.43	\$107,580
13-1161	Market Research Analysts and Marketing Specialists	23,413	\$48.24	\$28.67	\$40.87	\$62.81	\$100,340
11-2021	Marketing Managers	8,397	\$79.15	\$48.43	\$70.83	\$100.71	\$164,630
21-1013	Marriage and Family Therapists	418	\$28.85	\$20.17	\$28.03	\$30.01	\$60,010
31-9011	Massage Therapists	3,145	\$34.89	\$27.36	\$36.68	\$40.00	\$72,560
53-7199	Material Moving Workers, All Other	117	\$28.08	\$20.67	\$21.80	\$31.22	\$58,410
17-2131	Materials Engineers	894	\$63.22	\$49.66	\$64.44	\$82.22	\$131,490
19-2032	Materials Scientists	422	\$58.01	\$44.43	\$52.77	\$65.61	\$120,660
15-2099	Mathematical Science Occupations, All Other	600	\$33.37	\$25.58	\$31.57	\$37.86	\$69,410
25-1022	Mathematical Science Teachers, Postsecondary	817	-	-	-	-	\$84,010
15-2021	Mathematicians	163	\$65.01	\$49.17	\$60.60	\$79.59	\$135,220
51-3022	Meat, Poultry, and Fish Cutters and Trimmers	3,818	\$17.23	\$15.66	\$17.21	\$18.37	\$35,850
49-9011	Mechanical Door Repairers	1,003	\$25.60	\$21.00	\$23.17	\$29.59	\$53,250
17-3013	Mechanical Drafters	1,764	\$36.49	\$26.78	\$32.27	\$47.58	\$75,910
17-3027	Mechanical Engineering Technologists and Technicians	881	\$34.17	\$27.84	\$30.84	\$38.32	\$71,080
17-2141	Mechanical Engineers	8,406	\$51.25	\$39.48	\$49.39	\$60.10	\$106,610
27-4099	Media and Communication Equipment Workers, All Other	139	\$45.01	\$36.05	\$43.75	\$54.69	\$93,630
27-3099	Media and Communication Workers, All Other	419	\$30.81	\$19.26	\$29.77	\$37.81	\$64,090
11-9111	Medical and Health Services Managers	6,478	\$69.51	\$48.32	\$62.44	\$78.65	\$144,580
51-9082	Medical Appliance Technicians	477	\$20.60	\$18.44	\$19.19	\$22.85	\$42,840

SOC code	Washington statewide occupational title	Estimated employment	Average wage	Percentiles			Annual wage
				25th	50th	75th	
31-9092	Medical Assistants	18,301	\$24.21	\$21.35	\$23.47	\$27.95	\$50,350
29-2036	Medical Dosimetrists	151	\$84.36	\$35.62	\$69.79	-	\$175,470
31-9093	Medical Equipment Preparers	2,204	\$22.28	\$17.41	\$21.50	\$24.96	\$46,350
49-9062	Medical Equipment Repairers	1,164	\$41.67	\$25.38	\$34.63	\$42.78	\$86,670
29-2072	Medical Records Specialists	3,965	\$28.12	\$22.43	\$26.37	\$31.58	\$58,480
19-1042	Medical Scientists, Except Epidemiologists	5,952	\$51.25	\$31.79	\$47.33	\$62.26	\$106,590
43-6013	Medical Secretaries and Administrative Assistants	8,892	\$23.54	\$21.22	\$23.07	\$26.00	\$48,960
31-9094	Medical Transcriptionists	1,323	\$19.02	\$15.05	\$17.08	\$21.81	\$39,550
13-1121	Meeting, Convention, and Event Planners	2,566	\$31.09	\$22.33	\$28.71	\$38.19	\$64,660
21-1023	Mental Health and Substance Abuse Social Workers	2,797	\$28.01	\$21.30	\$26.68	\$34.97	\$58,250
27-1026	Merchandise Displayers and Window Trimmers	3,653	\$21.81	\$17.50	\$19.28	\$23.46	\$45,370
51-4199	Metal Workers and Plastic Workers, All Other	629	\$24.07	\$17.41	\$18.86	\$29.12	\$50,070
51-4051	Metal-Refining Furnace Operators and Tenders	321	\$29.17	\$27.75	\$30.44	\$30.44	\$60,660
43-5041	Meter Readers, Utilities	434	\$31.19	\$25.42	\$30.47	\$31.88	\$64,870
19-1022	Microbiologists	456	\$35.62	\$24.49	\$31.69	\$40.57	\$74,090
25-2022	Middle School Teachers, Except Special and Career/Technical Education	11,105	-	-	-	-	\$86,000
51-4035	Milling and Planing Machine Setters, Operators, and Tenders, Metal and Plastic	167	\$34.53	\$30.32	\$30.32	\$41.72	\$71,820
49-9044	Millwrights	961	\$33.59	\$29.75	\$31.52	\$36.51	\$69,870
17-2151	Mining and Geological Engineers, Including Mining Safety Engineers	-	\$52.05	\$40.48	\$44.51	\$64.86	\$108,260
51-2090	Miscellaneous Assemblers and Fabricators	16,247	\$21.42	\$17.71	\$20.15	\$23.13	\$44,560
47-4090	Miscellaneous Construction and Related Workers	351	\$28.21	\$23.50	\$28.78	\$29.50	\$58,680
51-9023	Mixing and Blending Machine Setters, Operators, and Tenders	2,529	\$24.74	\$19.68	\$23.98	\$28.73	\$51,470
49-3042	Mobile Heavy Equipment Mechanics, Except Engines	4,596	\$32.81	\$28.18	\$31.72	\$37.24	\$68,240
51-4061	Model Makers, Metal and Plastic	20	\$34.66	\$28.76	\$36.20	\$36.66	\$72,090
51-9195	Molders, Shapers, and Casters, Except Metal and Plastic	1,477	\$22.43	\$19.20	\$22.00	\$23.77	\$46,650
51-4072	Molding/Coremaking/ Casting Mach. Setters/Oprs. & Tenders/Metal & Plastic	2,464	\$20.89	\$17.69	\$19.11	\$22.46	\$43,460
39-4031	Morticians, Undertakers, and Funeral Arrangers	424	\$29.94	\$23.29	\$28.64	\$32.23	\$62,270
39-3021	Motion Picture Projectionists	51	\$17.70	\$15.63	\$17.01	\$17.93	\$36,810
53-3099	Motor Vehicle Operators, All Other	865	\$21.30	\$16.31	\$18.31	\$25.57	\$44,310
49-3051	Motorboat Mechanics and Service Technicians	723	\$26.20	\$22.44	\$25.08	\$30.19	\$54,500
53-5022	Motorboat Operators	81	\$29.36	\$21.42	\$30.41	\$36.66	\$61,060
49-3052	Motorcycle Mechanics	374	\$23.00	\$18.87	\$22.41	\$23.34	\$47,840
51-4081	Multiple Machine Tool Setters, Operators, and Tenders, Metal and Plastic	744	\$26.01	\$18.17	\$24.75	\$30.42	\$54,100
25-4013	Museum Technicians and Conservators	174	\$30.02	\$18.00	\$24.28	\$34.07	\$62,450
27-2041	Music Directors and Composers	212	\$29.85	\$22.12	\$25.53	\$34.46	\$62,090
49-9063	Musical Instrument Repairers and Tuners	115	\$21.08	\$18.60	\$20.92	\$22.55	\$43,840
27-2042	Musicians and Singers	880	\$55.22	\$24.64	\$51.74	\$66.47	-
11-9121	Natural Sciences Managers	2,132	\$86.26	\$62.96	\$79.91	\$101.35	\$179,410
15-1244	Network and Computer Systems Administrators	7,269	\$50.59	\$39.66	\$48.04	\$57.11	\$105,240
29-1217	Neurologists	142	\$101.28	\$47.08	\$66.88	-	\$210,660
43-4141	New Accounts Clerks	432	\$22.71	\$19.28	\$21.95	\$24.42	\$47,240
27-3023	News Analysts, Reporters, and Journalists	1,115	\$30.82	\$17.46	\$24.65	\$40.64	\$64,110
17-2161	Nuclear Engineers	976	\$53.37	\$44.93	\$52.15	\$60.10	\$111,010

SOC code	Washington statewide occupational title	Estimated employment	Average wage	Percentiles			Annual wage
				25th	50th	75th	
29-2033	Nuclear Medicine Technologists	253	\$53.50	\$48.85	\$52.01	\$58.39	\$111,280
19-4051	Nuclear Technicians	69	\$43.09	\$36.34	\$44.96	\$44.96	\$89,630
29-1151	Nurse Anesthetists	435	\$107.03	\$99.94	\$103.27	\$113.40	\$222,610
29-1161	Nurse Midwives	154	\$65.28	\$58.79	\$64.79	\$78.29	\$135,780
29-1171	Nurse Practitioners	4,148	\$65.19	\$59.81	\$64.52	\$73.32	\$135,590
31-1131	Nursing Assistants	28,272	\$20.40	\$18.14	\$19.60	\$22.13	\$42,430
25-1072	Nursing Instructors and Teachers, Postsecondary	1,172	-	-	-	-	\$81,940
29-1218	Obstetricians and Gynecologists	287	\$121.47	\$84.60	-	-	\$252,650
19-5011	Occupational Health and Safety Specialists	3,037	\$44.08	\$36.85	\$41.94	\$51.39	\$91,690
19-5012	Occupational Health and Safety Technicians	516	\$36.44	\$24.53	\$36.67	\$44.87	\$75,800
29-1122	Occupational Therapists	3,426	\$45.41	\$39.84	\$45.62	\$50.73	\$94,450
31-2012	Occupational Therapy Aides	111	\$23.49	\$17.84	\$20.00	\$22.31	\$48,850
31-2011	Occupational Therapy Assistants	711	\$32.60	\$28.63	\$31.04	\$36.38	\$67,800
43-9199	Office and Administrative Support Workers, All Other	3,896	\$21.93	\$18.38	\$21.59	\$24.18	\$45,610
43-9061	Office Clerks, General	53,434	\$23.03	\$17.86	\$21.77	\$26.77	\$47,910
43-9071	Office Machine Operators, Except Computer	607	\$19.36	\$17.68	\$18.33	\$20.07	\$40,270
47-2073	Operating Engineers and Other Construction Equipment Operators	8,064	\$38.18	\$29.14	\$36.94	\$49.05	\$79,420
15-2031	Operations Research Analysts	2,659	\$43.93	\$31.81	\$39.58	\$51.37	\$91,380
51-9083	Ophthalmic Laboratory Technicians	448	\$19.01	\$17.29	\$17.29	\$21.33	\$39,540
29-2057	Ophthalmic Medical Technicians	1,892	\$24.01	\$21.49	\$22.94	\$27.55	\$49,940
29-1241	Ophthalmologists, Except Pediatric	272	\$165.46	\$104.28	-	-	\$344,160
29-2081	Opticians, Dispensing	1,877	\$23.98	\$18.68	\$22.73	\$28.51	\$49,870
29-1041	Optometrists	800	\$60.46	\$43.51	\$63.64	\$72.54	\$125,760
43-4151	Order Clerks	2,839	\$22.68	\$18.61	\$23.10	\$25.88	\$47,170
31-1132	Orderlies	386	\$19.58	\$17.76	\$18.16	\$21.30	\$40,730
29-1023	Orthodontists	93	-	-	-	-	-
29-1242	Orthopedic Surgeons, Except Pediatric	157	\$136.54	\$38.85	\$112.34	-	\$284,010
29-2091	Orthotists and Prosthetists	167	\$40.51	\$31.83	\$41.53	\$47.54	\$84,260
49-3053	Outdoor Power Equipment and Other Small Engine Mechanics	592	\$23.25	\$18.10	\$22.47	\$27.51	\$48,370
51-9111	Packaging and Filling Machine Operators and Tenders	7,605	\$19.12	\$16.23	\$18.00	\$21.66	\$39,770
53-7064	Packers and Packagers, Hand	13,610	\$17.81	\$15.31	\$17.15	\$18.31	\$37,050
47-2141	Painters, Construction and Maintenance	8,378	\$26.10	\$22.46	\$23.67	\$29.67	\$54,290
51-9123	Painting, Coating, and Decorating Workers	103	\$24.17	\$17.02	\$20.67	\$26.50	\$50,280
51-9196	Paper Goods Machine Setters, Operators, and Tenders	2,232	\$27.08	\$22.59	\$25.10	\$29.53	\$56,320
23-2011	Paralegals and Legal Assistants	8,022	\$34.90	\$25.44	\$33.30	\$40.61	\$72,590
29-2043	Paramedics	2,034	\$43.74	\$34.29	\$48.09	\$54.01	\$90,980
53-6021	Parking Attendants	2,707	\$17.75	\$15.91	\$18.27	\$18.78	\$36,910
33-3041	Parking Enforcement Workers	216	\$29.59	\$26.25	\$29.94	\$34.58	\$61,550
41-2022	Parts Salespersons	6,003	\$21.12	\$17.07	\$18.70	\$23.49	\$43,940
53-6061	Passenger Attendants	488	\$19.17	\$17.26	\$20.01	\$20.01	\$39,870
51-4062	Patternmakers, Metal and Plastic	24	\$28.95	\$22.67	\$29.64	\$32.64	\$60,210
47-2071	Paving, Surfacing, and Tamping Equipment Operators	167	\$37.87	\$32.63	\$38.78	\$40.82	\$78,770
43-3051	Payroll and Timekeeping Clerks	4,075	\$28.46	\$23.46	\$28.21	\$32.06	\$59,210
29-1221	Pediatricians, General	377	\$73.79	\$31.48	\$62.60	\$102.42	\$153,490
39-9099	Personal Care and Service Workers, All Other	-	\$20.16	\$15.56	\$16.75	\$20.18	\$41,920

SOC code	Washington statewide occupational title	Estimated employment	Average wage	Percentiles			Annual wage
				25th	50th	75th	
13-2052	Personal Financial Advisors	6,156	\$72.69	\$29.72	\$48.70	\$86.14	\$151,190
11-9179	Personal Service Managers, All Other	43	\$32.64	\$22.08	\$27.80	\$44.03	\$67,890
37-2021	Pest Control Workers	1,411	\$24.81	\$19.09	\$22.55	\$28.00	\$51,610
37-3012	Pesticide Handlers, Sprayers, and Applicators, Vegetation	638	\$24.14	\$20.74	\$23.33	\$24.12	\$50,210
17-2171	Petroleum Engineers	-	\$55.11	\$37.96	\$46.96	\$62.18	\$114,630
51-8093	Petroleum Pump System Operators, Refinery Operators, and Gaugers	-	\$44.44	\$41.41	\$43.18	\$47.66	\$92,440
29-1051	Pharmacists	7,150	\$66.63	\$61.82	\$66.47	\$76.52	\$138,580
31-9095	Pharmacy Aides	1,426	\$18.60	\$16.47	\$17.13	\$18.89	\$38,690
29-2052	Pharmacy Technicians	7,595	\$23.81	\$20.78	\$23.44	\$27.58	\$49,530
25-1126	Philosophy and Religion Teachers, Postsecondary	324	-	-	-	-	\$68,990
31-9097	Phlebotomists	2,216	\$22.64	\$19.21	\$21.86	\$24.03	\$47,090
27-4021	Photographers	1,039	\$26.13	\$17.21	\$22.69	\$33.45	\$54,350
51-9151	Photographic Process Workers and Processing Machine Operators	104	\$32.73	\$27.51	\$31.50	\$41.56	\$68,080
19-2099	Physical Scientists, All Other	337	\$61.04	\$49.14	\$57.46	\$73.66	\$126,970
31-2022	Physical Therapist Aides	712	\$18.78	\$16.31	\$16.96	\$18.27	\$39,070
31-2021	Physical Therapist Assistants	1,648	\$30.30	\$27.02	\$30.53	\$35.15	\$63,010
29-1123	Physical Therapists	4,806	\$48.62	\$40.88	\$48.21	\$54.68	\$101,130
29-1071	Physician Assistants	3,040	\$69.90	\$61.76	\$66.84	\$80.60	\$145,390
29-1229	Physicians, All Other	5,689	\$122.00	\$73.00	-	-	\$253,760
29-1222	Physicians, Pathologists	280	\$124.21	\$46.16	-	-	\$258,360
19-2012	Physicists	477	\$56.64	\$40.34	\$51.95	\$63.43	\$117,800
25-1054	Physics Teachers, Postsecondary	335	-	-	-	-	\$87,590
47-2072	Pile Driver Operators	326	\$44.73	\$42.42	\$48.13	\$48.16	\$93,030
47-2151	Pipelayers	1,253	\$34.24	\$28.43	\$34.50	\$40.60	\$71,210
51-8099	Plant and System Operators, All Other	311	\$36.38	\$32.76	\$36.66	\$42.30	\$75,680
47-2161	Plasterers and Stucco Masons	541	\$28.83	\$22.08	\$23.40	\$35.94	\$59,970
51-4193	Plating Machine Setters, Operators, and Tenders, Metal and Plastic	273	\$24.25	\$18.76	\$21.36	\$30.32	\$50,430
47-2152	Plumbers, Pipefitters, and Steamfitters	11,434	\$37.77	\$24.77	\$35.02	\$47.16	\$78,550
29-1081	Podiatrists	127	\$94.29	\$67.91	\$89.48	\$108.74	\$196,130
33-3051	Police and Sheriff's Patrol Officers	8,960	\$44.35	\$38.60	\$45.28	\$49.41	\$92,250
25-1065	Political Science Teachers, Postsecondary	334	-	-	-	-	\$88,050
19-3094	Political Scientists	247	\$56.12	\$36.56	\$63.32	\$70.70	\$116,730
43-5051	Postal Service Clerks	1,517	\$27.09	\$24.11	\$27.02	\$32.84	\$56,360
43-5052	Postal Service Mail Carriers	6,128	\$27.38	\$21.53	\$26.75	\$34.30	\$56,950
43-5053	Postal Service Mail Sorters, Processors, and Processing Machine Operators	2,144	\$25.98	\$19.36	\$24.60	\$32.84	\$54,040
11-9131	Postmasters and Mail Superintendents	277	\$39.85	\$36.21	\$39.71	\$43.00	\$82,890
25-1199	Postsecondary Teachers, All Other	561	-	-	-	-	\$66,760
51-4052	Pourers and Casters, Metal	48	\$21.84	\$18.30	\$22.40	\$23.75	\$45,430
51-8012	Power Distributors and Dispatchers	390	\$62.99	\$55.57	\$64.03	\$69.27	\$131,020
51-8013	Power Plant Operators	368	\$55.96	\$51.53	\$54.05	\$65.18	\$116,410
49-9069	Precision Instrument and Equipment Repairers, All Other	248	\$37.10	\$30.32	\$36.04	\$47.95	\$77,160
51-5111	Prepress Technicians and Workers	302	\$23.88	\$18.58	\$21.90	\$27.65	\$49,670
25-2011	Preschool Teachers, Except Special Education	10,949	\$19.39	\$16.79	\$18.10	\$21.58	\$40,330
51-6021	Pressers, Textile, Garment, and Related Materials	502	\$16.84	\$15.32	\$16.43	\$18.19	\$35,020

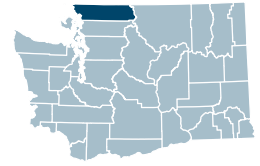
SOC code	Washington statewide occupational title	Estimated employment	Average wage	Percentiles			Annual wage
				25th	50th	75th	
51-5113	Print Binding and Finishing Workers	550	\$19.58	\$16.76	\$18.41	\$21.20	\$40,720
51-5112	Printing Press Operators	2,145	\$22.69	\$18.54	\$21.71	\$24.80	\$47,200
33-9021	Private Detectives and Investigators	599	\$32.45	\$20.00	\$28.20	\$44.29	\$67,490
21-1092	Probation Officers and Correctional Treatment Specialists	2,010	\$33.64	\$30.30	\$32.90	\$36.82	\$69,960
43-3061	Procurement Clerks	1,731	\$23.19	\$19.31	\$22.00	\$25.32	\$48,230
27-2012	Producers and Directors	2,448	\$39.82	\$23.27	\$35.91	\$48.24	\$82,830
51-9199	Production Workers, All Other	1,248	\$23.33	\$16.96	\$19.39	\$28.98	\$48,520
43-5061	Production, Planning, and Expediting Clerks	18,179	\$29.19	\$23.87	\$30.38	\$32.04	\$60,720
13-1082	Project Management Specialists	18,449	\$54.40	\$39.42	\$50.90	\$63.64	\$113,140
43-9081	Proofreaders and Copy Markers	129	\$21.06	\$16.95	\$20.92	\$25.51	\$43,800
13-2020	Property Appraisers and Assessors	1,410	\$38.67	\$25.08	\$33.78	\$48.01	\$80,420
11-9141	Property, Real Estate, and Community Association Managers	2,751	\$50.82	\$37.66	\$47.56	\$61.75	\$105,710
33-9099	Protective Service Workers, All Other	3,471	\$22.09	\$17.80	\$20.76	\$23.74	\$45,940
31-1133	Psychiatric Aides	229	\$25.08	\$25.59	\$25.59	\$25.59	\$52,160
29-2053	Psychiatric Technicians	1,012	\$23.49	\$19.54	\$23.93	\$24.68	\$48,860
29-1223	Psychiatrists	398	\$99.37	\$34.91	\$103.72	-	\$206,680
19-3039	Psychologists, All Other	380	\$50.79	\$42.12	\$53.42	\$60.10	\$105,640
25-1066	Psychology Teachers, Postsecondary	1,062	-	-	-	-	\$72,380
11-2032	Public Relations Managers	1,361	\$72.56	\$51.50	\$65.38	\$81.18	\$150,920
27-3031	Public Relations Specialists	5,596	\$40.89	\$30.62	\$37.72	\$49.09	\$85,050
43-5031	Public Safety Telecommunicators	1,305	\$30.92	\$25.33	\$31.06	\$35.68	\$64,310
53-7072	Pump Operators, Except Wellhead Pumpers	73	\$31.85	\$25.03	\$25.84	\$41.56	\$66,240
11-3061	Purchasing Managers	1,907	\$74.99	\$61.59	\$67.69	\$81.52	\$155,970
29-1124	Radiation Therapists	278	\$62.43	\$48.47	\$52.76	\$62.31	\$129,850
49-2021	Radio, Cellular, and Tower Equipment Installers and Repairers	411	\$34.23	\$26.01	\$30.94	\$41.57	\$71,190
29-2034	Radiologic Technologists and Technicians	3,554	\$39.78	\$32.52	\$38.82	\$47.19	\$82,740
29-1224	Radiologists	1,052	\$163.60	-	-	-	\$340,290
49-3043	Rail Car Repairers	283	\$25.51	\$20.28	\$21.93	\$30.22	\$53,060
53-4099	Rail Transportation Workers, All Other	48	\$32.04	\$23.76	\$29.14	\$36.19	\$66,640
53-4022	Railroad Brake, Signal, and Switch Operators and Locomotive Firers	290	\$29.72	\$29.53	\$29.66	\$29.66	\$61,810
53-4031	Railroad Conductors and Yardmasters	1,017	\$37.18	\$30.07	\$30.07	\$39.80	\$77,340
47-4061	Rail-Track Laying and Maintenance Equipment Operators	345	\$28.50	\$22.80	\$30.08	\$36.09	\$59,280
41-9021	Real Estate Brokers	-	\$37.95	\$25.27	\$33.89	\$43.64	\$78,930
41-9022	Real Estate Sales Agents	4,953	\$34.66	\$25.20	\$31.87	\$40.54	\$72,080
43-4171	Receptionists and Information Clerks	25,224	\$19.33	\$16.87	\$18.21	\$21.75	\$40,210
25-1193	Recreation and Fitness Studies Teachers, Postsecondary	249	-	-	-	-	\$63,000
39-9032	Recreation Workers	4,516	\$19.59	\$16.20	\$17.76	\$21.19	\$40,750
29-1125	Recreational Therapists	233	\$32.37	\$26.98	\$31.60	\$36.78	\$67,330
49-3092	Recreational Vehicle Service Technicians	610	\$25.76	\$21.75	\$23.85	\$29.23	\$53,570
53-7081	Refuse and Recyclable Material Collectors	3,674	\$28.79	\$23.48	\$29.13	\$35.22	\$59,870
29-1141	Registered Nurses	64,923	\$48.88	\$39.83	\$48.67	\$57.04	\$101,670
21-1015	Rehabilitation Counselors	4,515	\$26.41	\$20.44	\$23.36	\$29.36	\$54,940
47-2171	Reinforcing Iron and Rebar Workers	40	\$39.82	\$24.00	\$39.90	\$51.54	\$82,830
21-2099	Religious Workers, All Other	663	\$24.04	\$21.17	\$22.56	\$29.84	\$50,000
43-4181	Reservation and Transportation Ticket Agents and Travel Clerks	2,272	\$22.82	\$18.05	\$22.09	\$28.93	\$47,460

SOC code	Washington statewide occupational title	Estimated employment	Average wage	Percentiles			Annual wage
				25th	50th	75th	
39-9041	Residential Advisors	1,646	\$21.17	\$17.57	\$20.28	\$23.65	\$44,030
29-1126	Respiratory Therapists	2,434	\$41.41	\$36.73	\$39.54	\$46.04	\$86,130
41-2031	Retail Salespersons	85,748	\$19.05	\$15.82	\$17.18	\$18.55	\$39,630
49-9096	Riggers	779	\$33.36	\$27.47	\$34.09	\$36.66	\$69,390
51-4023	Rolling Machine Setters, Operators, and Tenders, Metal and Plastic	244	\$29.92	\$24.23	\$30.98	\$33.15	\$62,230
47-2181	Roofers	5,500	\$30.17	\$24.05	\$28.86	\$34.80	\$62,740
53-5011	Sailors and Marine Oilers	1,511	\$28.81	\$24.50	\$28.49	\$34.20	\$59,920
41-9099	Sales and Related Workers, All Other	5,405	\$30.23	\$28.96	\$31.89	\$31.89	\$62,880
41-9031	Sales Engineers	739	\$63.15	\$42.25	\$60.53	\$83.74	\$131,360
11-2022	Sales Managers	9,271	\$82.85	\$60.45	\$75.88	\$100.02	\$172,330
41-4011	Sales Representatives, Wholesale & Manufacturing, Technical & Scientific Products	16,026	\$73.29	\$48.97	\$78.02	\$82.33	\$152,450
41-3091	Sales Reps. of Svcs., Exc. Advertising, Insurance, Financial Svcs., & Travel	19,534	\$38.16	\$24.03	\$31.24	\$46.12	\$79,360
41-4012	Sales Reps/Wholesale/Mfg, Except Tech/Science Products	32,614	\$38.95	\$26.79	\$34.38	\$46.47	\$81,010
51-7041	Sawing Machine Setters, Operators, and Tenders, Wood	1,572	\$22.24	\$18.17	\$22.17	\$25.34	\$46,250
33-9094	School Bus Monitors	401	\$18.29	\$15.18	\$17.39	\$19.81	\$38,050
19-3034	School Psychologists	1,416	\$47.79	\$40.15	\$48.64	\$52.72	\$99,410
25-2031	Secondary School Teachers, Except Special and Career/Technical Education	14,737	-	-	-	-	\$88,530
43-6014	Secretaries and Administrative Assistants, Except Legal, Medical, and Executive	34,909	\$24.65	\$20.41	\$23.95	\$28.75	\$51,260
41-3031	Securities, Commodities, and Financial Services Sales Agents	7,798	\$42.73	\$23.32	\$30.45	\$46.09	\$88,880
49-2098	Security and Fire Alarm Systems Installers	1,193	\$32.16	\$25.18	\$29.89	\$38.00	\$66,890
33-9032	Security Guards	22,535	\$21.03	\$17.57	\$18.58	\$21.89	\$43,750
25-3021	Self-Enrichment Teachers	7,654	\$23.66	\$17.53	\$21.86	\$28.54	\$49,220
51-9141	Semiconductor Processing Technicians	915	\$23.56	\$19.45	\$23.21	\$25.48	\$48,990
51-9012	Separate/Filter/Clarify/Precipitate /Still Machine Setters/Operators/Tenders	1,487	\$25.72	\$21.36	\$23.66	\$29.36	\$53,490
47-4071	Septic Tank Servicers and Sewer Pipe Cleaners	1,078	\$28.79	\$23.32	\$28.00	\$34.11	\$59,890
27-1027	Set and Exhibit Designers	73	\$37.17	\$28.44	\$30.95	\$49.76	\$77,310
51-6031	Sewing Machine Operators	1,812	\$19.08	\$16.68	\$17.98	\$20.69	\$39,690
47-2211	Sheet Metal Workers	3,313	\$41.40	\$28.38	\$38.45	\$57.88	\$86,110
53-5031	Ship Engineers	623	\$46.84	\$39.30	\$45.66	\$54.31	\$97,430
43-5071	Shipping, Receiving, and Inventory Clerks	18,871	\$23.01	\$18.00	\$21.31	\$24.92	\$47,860
51-6041	Shoe and Leather Workers and Repairers	23	\$19.59	\$16.45	\$18.14	\$22.47	\$40,740
53-3053	Shuttle Drivers and Chauffeurs	4,515	\$19.48	\$16.67	\$17.88	\$21.63	\$40,520
49-9097	Signal and Track Switch Repairers	191	\$41.81	\$36.49	\$39.79	\$45.90	\$86,970
39-5094	Skincare Specialists	1,848	\$37.68	\$22.18	\$34.44	\$48.14	\$78,360
51-3023	Slaughterers and Meat Packers	814	\$18.75	\$17.29	\$18.41	\$19.41	\$39,000
11-9151	Social and Community Service Managers	3,208	\$43.98	\$32.33	\$40.47	\$50.23	\$91,470
21-1093	Social and Human Service Assistants	6,923	\$21.65	\$17.86	\$20.63	\$23.77	\$45,040
19-4061	Social Science Research Assistants	429	\$23.19	\$18.93	\$22.66	\$24.20	\$48,240
25-1069	Social Sciences Teachers, Postsecondary, All Other	63	-	-	-	-	\$66,230
19-3099	Social Scientists and Related Workers, All Other	779	\$46.14	\$32.27	\$41.97	\$53.35	\$95,970
25-1113	Social Work Teachers, Postsecondary	235	-	-	-	-	\$72,840
21-1029	Social Workers, All Other	762	\$39.53	\$31.06	\$40.87	\$47.73	\$82,220

SOC code	Washington statewide occupational title	Estimated employment	Average wage	Percentiles			Annual wage
				25th	50th	75th	
19-3041	Sociologists	192	\$41.42	\$32.11	\$38.70	\$48.51	\$86,160
25-1067	Sociology Teachers, Postsecondary	243	-	-	-	-	\$74,250
15-1252	Software Developers	91,205	\$73.08	\$57.73	\$73.04	\$85.94	\$152,010
15-1253	Software Quality Assurance Analysts and Testers	11,439	\$53.55	\$37.38	\$52.63	\$66.57	\$111,380
19-1013	Soil and Plant Scientists	687	\$35.10	\$27.77	\$31.51	\$38.08	\$73,010
27-4014	Sound Engineering Technicians	214	\$47.94	\$29.30	\$43.21	\$66.62	\$99,710
25-2059	Special Education Teachers, All Other	106	-	-	-	-	\$76,790
25-2052	Special Education Teachers, Kindergarten and Elementary School	3,328	-	-	-	-	\$83,460
25-2057	Special Education Teachers, Middle School	1,480	-	-	-	-	\$83,990
25-2051	Special Education Teachers, Preschool	847	-	-	-	-	\$76,550
25-2058	Special Education Teachers, Secondary School	2,377	-	-	-	-	\$86,740
27-1014	Special Effects Artists and Animators	3,539	\$44.69	\$34.77	\$41.28	\$50.33	\$92,960
29-1127	Speech-Language Pathologists	3,314	\$45.04	\$39.00	\$45.06	\$50.65	\$93,690
51-8021	Stationary Engineers and Boiler Operators	542	\$37.88	\$31.83	\$36.66	\$40.78	\$78,790
43-9111	Statistical Assistants	187	\$25.29	\$20.62	\$24.64	\$27.97	\$52,610
15-2041	Statisticians	1,412	\$52.68	\$40.41	\$50.44	\$62.70	\$109,570
53-7065	Stockers and Order Fillers	54,968	\$19.50	\$17.04	\$18.39	\$21.68	\$40,570
47-2022	Stonemasons	95	\$31.93	\$23.41	\$28.27	\$39.12	\$66,420
47-2221	Structural Iron and Steel Workers	2,150	\$40.69	\$30.63	\$40.23	\$48.87	\$84,630
51-2041	Structural Metal Fabricators and Fitters	1,589	\$26.28	\$22.27	\$24.64	\$30.15	\$54,660
21-1018	Substance abuse, behavioral disorder, and mental health counselors	12,805	\$27.92	\$21.67	\$24.75	\$31.22	\$58,070
25-3031	Substitute Teachers, Short-Term	10,604	\$23.17	\$19.87	\$23.01	\$25.20	\$48,190
53-4041	Subway and Streetcar Operators	156	\$36.05	\$37.90	\$37.90	\$37.90	\$74,990
29-1249	Surgeons, All Other	475	\$119.20	\$32.06	\$40.00	-	\$247,940
29-9093	Surgical Assistants	171	\$32.41	\$27.14	\$30.94	\$34.89	\$67,410
29-2055	Surgical Technologists	2,151	\$32.01	\$26.71	\$30.62	\$36.94	\$66,590
19-3022	Survey Researchers	303	\$34.86	\$24.80	\$35.09	\$39.10	\$72,510
17-3031	Surveying and Mapping Technicians	948	\$27.50	\$23.06	\$27.18	\$30.90	\$57,190
17-1022	Surveyors	848	\$41.50	\$35.66	\$39.94	\$47.40	\$86,320
43-2011	Switchboard Operators, Including Answering Service	637	\$19.06	\$16.75	\$18.32	\$20.56	\$39,650
51-6052	Tailors, Dressmakers, and Custom Sewers	606	\$19.25	\$17.15	\$17.71	\$21.38	\$40,040
47-2082	Tapers	2,417	\$36.21	\$28.39	\$31.45	\$46.91	\$75,320
13-2082	Tax Preparers	1,842	\$25.88	\$22.04	\$23.31	\$29.16	\$53,820
53-3054	Taxi Drivers	239	\$19.24	\$18.07	\$18.07	\$19.54	\$40,020
25-3099	Teachers and Instructors, All Other	1,489	-	-	-	-	\$64,460
25-9045	Teaching Assistants, Except Postsecondary	37,729	-	-	-	-	\$43,670
25-9044	Teaching Assistants, Postsecondary	1,535	-	-	-	-	\$39,420
27-3042	Technical Writers	1,534	\$48.91	\$36.08	\$47.03	\$56.99	\$101,730
49-2022	Telecommunications Equipment Installers and Repairers, Except Line Installers	3,539	\$32.47	\$26.58	\$32.53	\$37.45	\$67,550
49-9052	Telecommunications Line Installers and Repairers	1,071	\$27.67	\$19.57	\$27.47	\$35.56	\$57,550
41-9041	Telemarketers	575	\$18.75	\$15.44	\$16.84	\$20.60	\$38,990
43-2021	Telephone Operators	47	\$21.17	\$21.33	\$21.89	\$22.79	\$44,030
43-3071	Tellers	10,023	\$20.91	\$17.99	\$18.70	\$22.45	\$43,500
51-6062	Textile Cutting Machine Setters, Operators, and Tenders	171	\$20.87	\$18.33	\$20.00	\$22.08	\$43,410

SOC code	Washington statewide occupational title	Estimated employment	Average wage	Percentiles			Annual wage
				25th	50th	75th	
51-6063	Textile Knitting and Weaving Machine Setters, Operators, and Tenders	106	\$19.62	\$17.69	\$19.00	\$21.40	\$40,800
51-6064	Textile Winding, Twisting, and Drawing Out Machine Setters, Operators, and Tenders	284	\$19.31	\$17.23	\$17.84	\$23.00	\$40,160
51-6099	Textile, Apparel, and Furnishings Workers, All Other	234	\$26.93	\$23.95	\$26.44	\$30.87	\$56,020
29-1129	Therapists, All Other	44	\$41.49	\$36.64	\$40.40	\$46.44	\$86,300
47-2044	Tile and Stone Setters	1,285	\$26.96	\$22.60	\$27.00	\$30.12	\$56,080
49-3093	Tire Repairers and Changers	2,716	\$18.32	\$17.07	\$17.47	\$18.87	\$38,110
23-2093	Title Examiners, Abstractors, and Searchers	973	\$28.86	\$21.97	\$26.92	\$34.30	\$60,040
51-4111	Tool and Die Makers	1,080	\$35.63	\$25.29	\$37.44	\$44.57	\$74,110
51-4194	Tool Grinders, Filers, and Sharpeners	333	\$32.33	\$24.77	\$30.95	\$34.70	\$67,240
39-7010	Tour and travel guides	962	\$22.26	\$17.80	\$18.18	\$25.09	\$46,300
53-6041	Traffic Technicians	58	\$36.81	\$30.61	\$38.58	\$41.31	\$76,560
11-3131	Training and Development Managers	650	\$69.05	\$50.49	\$62.54	\$78.52	\$143,620
13-1151	Training and Development Specialists	7,321	\$40.23	\$27.51	\$37.68	\$49.94	\$83,690
53-6051	Transportation Inspectors	505	\$49.05	\$34.54	\$53.79	\$63.15	\$102,030
33-9093	Transportation Security Screeners	1,092	\$28.37	\$25.27	\$29.02	\$31.29	\$59,010
53-6099	Transportation Workers, All Other	203	\$27.73	\$16.97	\$25.00	\$32.85	\$57,680
11-3071	Transportation, Storage, and Distribution Managers	2,809	\$57.46	\$44.45	\$53.15	\$65.36	\$119,510
53-1047	Transportation/ Material-Moving Supervisors/No Aircraft Cargo Handling Supervisors	14,831	\$32.16	\$23.93	\$30.20	\$37.56	\$66,890
41-3041	Travel Agents	-	\$26.47	\$22.18	\$28.14	\$30.82	\$55,060
37-3013	Tree Trimmers and Pruners	1,115	\$29.34	\$18.15	\$28.18	\$32.03	\$61,030
25-3041	Tutors	2,552	\$21.07	\$17.45	\$20.89	\$22.72	\$43,820
27-2023	Umpires, Referees, and Other Sports Officials	154	-	-	-	-	\$37,720
51-6093	Upholsterers	337	\$25.61	\$20.76	\$23.43	\$26.90	\$53,260
19-3051	Urban and Regional Planners	2,557	\$44.72	\$38.56	\$44.77	\$50.82	\$93,020
39-3031	Ushers, Lobby Attendants, and Ticket Takers	2,241	\$17.31	\$15.70	\$16.95	\$18.10	\$36,000
29-1131	Veterinarians	2,052	\$59.71	\$45.46	\$59.94	\$71.63	\$124,200
31-9096	Veterinary Assistants and Laboratory Animal Caretakers	3,909	\$18.62	\$17.36	\$18.00	\$20.27	\$38,720
29-2056	Veterinary Technologists and Technicians	2,412	\$24.85	\$22.30	\$24.01	\$27.30	\$51,680
35-3031	Waiters and Waitresses	40,188	\$22.31	\$15.04	\$17.48	\$28.19	\$46,400
51-8031	Water and Wastewater Treatment Plant and System Operators	2,088	\$36.73	\$30.04	\$35.74	\$40.92	\$76,390
15-1255	Web and Digital Interface Designers	7,175	\$55.60	\$38.48	\$51.79	\$67.18	\$115,640
15-1254	Web Developers	5,893	\$65.14	\$40.26	\$66.72	\$85.96	\$135,490
43-5111	Weighers, Measurers, Checkers, and Samplers, Recordkeeping	640	\$21.74	\$17.62	\$21.81	\$24.94	\$45,210
51-4121	Welders, Cutters, Solderers, and Brazers	6,664	\$29.04	\$23.53	\$28.11	\$32.76	\$60,410
51-4122	Welding, Soldering, and Brazing Machine Setters, Operators, and Tenders	26	\$22.31	\$17.60	\$19.26	\$24.55	\$46,400
49-9081	Wind Turbine Service Technicians	94	\$30.81	\$27.75	\$28.33	\$34.42	\$64,080
51-7099	Woodworkers, All Other	46	\$28.27	\$24.50	\$29.83	\$33.36	\$58,800
51-7042	Woodworking Machine Setters, Operators, and Tenders, Except Sawing	1,852	\$21.36	\$18.11	\$21.23	\$24.11	\$44,430
43-9022	Word Processors and Typists	163	\$22.55	\$18.75	\$21.36	\$25.20	\$46,900
27-3043	Writers and Authors	1,090	\$41.55	\$30.52	\$39.57	\$51.00	\$86,420
19-1023	Zoologists and Wildlife Biologists	2,280	\$39.04	\$30.61	\$36.73	\$43.55	\$81,210

Bellingham, Washington MSA
2023 Occupational Employment
and Wage Estimates
Includes Whatcom County



SOC code	Bellingham, Washington MSA occupational title	Estimated employment	Average wage	Percentiles			Annual wage
				25th	50th	75th	
13-2011	Accountants and Auditors	691	\$38.42	\$30.36	\$36.32	\$45.91	\$79,910
11-3012	Administrative Services Managers	48	\$52.08	\$43.38	\$47.28	\$59.43	\$108,330
25-3011	Adult Basic, Adult Secondary Education, & English as a Second Language Instructors	35	\$27.56	\$23.88	\$23.88	\$30.67	\$57,330
41-3011	Advertising Sales Agents	58	\$37.12	\$23.43	\$35.03	\$46.10	\$77,200
45-2011	Agricultural Inspectors	14	\$25.51	\$16.97	\$30.92	\$31.10	\$53,050
39-3091	Amusement and Recreation Attendants	189	\$15.95	\$15.13	\$15.92	\$16.71	\$33,180
39-2021	Animal Caretakers	217	\$17.42	\$14.85	\$15.63	\$16.50	\$36,230
17-1011	Architects, Except Landscape and Naval	39	\$35.51	\$29.60	\$36.17	\$39.88	\$73,850
17-3011	Architectural and Civil Drafters	71	\$30.59	\$23.40	\$28.10	\$35.94	\$63,630
11-9041	Architectural and Engineering Managers	64	\$78.16	\$63.10	\$77.18	\$82.06	\$162,560
25-1062	Area, Ethnic, and Cultural Studies Teachers, Postsecondary	31	-	-	-	-	\$57,870
25-1121	Art, Drama, and Music Teachers, Postsecondary	72	-	-	-	-	\$72,250
53-6031	Automotive and Watercraft Service Attendants	109	\$17.40	\$16.05	\$16.44	\$17.28	\$36,190
49-3021	Automotive Body and Related Repairers	85	\$23.25	\$19.66	\$22.22	\$23.30	\$48,350
49-3023	Automotive Service Technicians and Mechanics	326	\$26.06	\$21.52	\$24.36	\$30.29	\$54,210
51-3011	Bakers	211	\$17.59	\$15.64	\$16.95	\$18.05	\$36,580
35-3011	Bartenders	487	\$21.65	\$14.73	\$16.54	\$27.83	\$45,030
49-3091	Bicycle Repairers	37	\$18.28	\$17.34	\$18.00	\$18.24	\$38,020
43-3011	Bill and Account Collectors	43	\$20.84	\$15.48	\$19.44	\$24.92	\$43,360
43-3021	Billing and Posting Clerks	292	\$22.36	\$18.82	\$22.24	\$24.14	\$46,510
25-1042	Biological Science Teachers, Postsecondary	48	-	-	-	-	\$80,490
19-1029	Biological Scientists, All Other	53	\$41.71	\$29.04	\$47.73	\$50.54	\$86,760
19-4021	Biological Technicians	38	\$23.41	\$19.18	\$21.46	\$25.37	\$48,690
43-3031	Bookkeeping, Accounting, and Auditing Clerks	1,197	\$23.78	\$20.20	\$22.84	\$27.07	\$49,470
49-3031	Bus and Truck Mechanics and Diesel Engine Specialists	246	\$30.57	\$24.43	\$30.48	\$35.82	\$63,580
53-3051	Bus Drivers, School	274	\$26.26	\$24.83	\$26.03	\$28.00	\$54,610
13-1199	Business Operations Specialists, All Other	841	\$34.49	\$26.44	\$32.91	\$38.71	\$71,730
25-1011	Business Teachers, Postsecondary	96	-	-	-	-	\$92,110
51-3021	Butchers and Meat Cutters	98	\$21.30	\$17.92	\$21.69	\$23.35	\$44,300
13-1020	Buyers and Purchasing Agents	307	\$32.06	\$24.97	\$29.56	\$37.22	\$66,680
51-7011	Cabinetmakers and Bench Carpenters	89	\$20.34	\$17.07	\$19.50	\$23.25	\$42,300
25-2023	Career/Technical Education Teachers, Middle School	14	-	-	-	-	\$85,190
25-1194	Career/Technical Education Teachers, Postsecondary	131	\$33.26	\$25.15	\$32.86	\$39.32	\$69,170
25-2032	Career/Technical Education Teachers, Secondary School	77	-	-	-	-	\$91,690
43-5011	Cargo and Freight Agents	177	\$22.79	\$19.55	\$22.25	\$23.60	\$47,400
47-2031	Carpenters	963	\$31.60	\$22.95	\$29.33	\$36.82	\$65,730
17-1021	Cartographers and Photogrammetrists	23	\$43.48	\$38.55	\$43.53	\$46.70	\$90,430
41-2011	Cashiers	2,000	\$16.59	\$14.93	\$15.77	\$17.15	\$34,500
47-2051	Cement Masons and Concrete Finishers	167	\$32.43	\$23.22	\$29.31	\$39.12	\$67,460

SOC code	Bellingham, Washington MSA occupational title	Estimated employment	Average wage	Percentiles			Annual wage
				25th	50th	75th	
35-1011	Chefs and Head Cooks	113	\$28.86	\$22.78	\$28.62	\$30.81	\$60,030
51-9011	Chemical Equipment Operators and Tenders	15	\$25.61	\$17.88	\$21.61	\$31.45	\$53,270
19-4031	Chemical Technicians	40	\$25.35	\$18.77	\$22.18	\$36.07	\$52,730
25-1052	Chemistry Teachers, Postsecondary	27	-	-	-	-	\$78,070
19-2031	Chemists	62	\$28.12	\$22.89	\$23.48	\$33.82	\$58,500
11-1011	Chief Executives	44	\$115.20	\$75.22	\$98.36	-	\$239,610
21-1021	Child, Family, and School Social Workers	248	\$28.74	\$21.26	\$27.33	\$34.11	\$59,780
39-9011	Childcare Workers	-	\$16.12	\$15.14	\$15.67	\$16.60	\$33,530
29-1011	Chiropractors	27	\$48.91	\$35.79	\$46.01	\$63.91	\$101,740
17-3022	Civil Engineering Technologists and Technicians	30	\$34.36	\$30.61	\$33.20	\$35.86	\$71,480
17-2051	Civil Engineers	307	\$44.47	\$36.55	\$42.61	\$50.00	\$92,510
13-1031	Claims Adjusters, Examiners, and Investigators	46	\$38.11	\$26.11	\$39.04	\$45.68	\$79,260
53-7061	Cleaners of Vehicles and Equipment	264	\$17.75	\$15.09	\$16.76	\$18.92	\$36,930
21-2011	Clergy	21	\$28.66	\$22.18	\$30.65	\$34.96	\$59,620
29-2010	Clinical Laboratory Technologists and Technicians	150	\$29.08	\$21.15	\$26.81	\$36.62	\$60,490
27-2022	Coaches and Scouts	315	-	-	-	-	\$50,150
51-9124	Coating, Painting, and Spraying Machine Setters, Operators, and Tenders	90	\$23.42	\$18.34	\$21.79	\$25.13	\$48,710
53-2012	Commercial Pilots	15	-	-	-	-	\$81,890
25-1122	Communications Teachers, Postsecondary	25	-	-	-	-	\$76,270
21-1099	Community and Social Service Specialists, All Other	73	\$26.12	\$18.10	\$25.02	\$32.11	\$54,340
21-1094	Community Health Workers	65	\$19.60	\$16.95	\$17.02	\$21.83	\$40,770
13-1141	Compensation, Benefits, and Job Analysis Specialists	24	\$38.99	\$32.58	\$37.71	\$48.24	\$81,090
13-1041	Compliance Officers	674	\$41.52	\$30.52	\$43.52	\$50.54	\$86,350
11-3021	Computer and Information Systems Managers	130	\$71.19	\$56.90	\$65.83	\$80.56	\$148,070
17-2061	Computer Hardware Engineers	28	\$62.78	\$49.71	\$63.49	\$63.49	\$130,580
15-1241	Computer Network Architects	25	\$55.48	\$45.53	\$49.97	\$61.26	\$115,390
15-1231	Computer Network Support Specialists	64	\$35.92	\$26.20	\$37.56	\$39.90	\$74,710
51-9161	Computer Numerically Controlled Tool Operators	19	\$23.01	\$17.91	\$22.05	\$25.31	\$47,850
15-1299	Computer Occupations, All Other	182	\$50.36	\$32.55	\$47.10	\$65.86	\$104,740
15-1251	Computer Programmers	-	\$47.60	\$43.75	\$43.75	\$45.61	\$99,010
25-1021	Computer Science Teachers, Postsecondary	70	-	-	-	-	\$79,660
15-1211	Computer Systems Analysts	136	\$52.90	\$36.74	\$45.65	\$56.42	\$110,040
15-1232	Computer User Support Specialists	295	\$29.34	\$21.97	\$27.85	\$35.26	\$61,020
49-2011	Computer, Automated Teller, and Office Machine Repairers	45	\$24.28	\$18.59	\$23.95	\$28.43	\$50,500
39-6012	Concierges	24	\$16.87	\$16.00	\$16.69	\$16.69	\$35,100
19-1031	Conservation Scientists	20	\$38.56	\$33.30	\$35.56	\$43.34	\$80,200
47-4011	Construction and Building Inspectors	114	\$36.63	\$30.38	\$37.62	\$42.61	\$76,180
47-2061	Construction Laborers	1,035	\$26.26	\$20.73	\$23.86	\$29.73	\$54,620
11-9021	Construction Managers	265	\$58.79	\$45.78	\$58.04	\$63.90	\$122,280
49-9012	Control and Valve Installers and Repairers, Except Mechanical Door	15	\$36.93	\$24.13	\$36.11	\$43.23	\$76,800
35-2011	Cooks, Fast Food	181	\$15.89	\$14.77	\$15.69	\$16.63	\$33,050
35-2012	Cooks, Institution and Cafeteria	258	\$20.14	\$17.76	\$19.45	\$21.55	\$41,890
35-2014	Cooks, Restaurant	1,021	\$18.76	\$17.07	\$17.59	\$20.96	\$39,010
35-2015	Cooks, Short Order	111	\$17.26	\$14.67	\$17.01	\$18.04	\$35,910
13-1051	Cost Estimators	154	\$40.06	\$29.40	\$36.55	\$47.87	\$83,330

SOC code	Bellingham, Washington MSA occupational title	Estimated employment	Average wage	Percentiles			Annual wage
				25th	50th	75th	
41-2021	Counter and Rental Clerks	344	\$18.10	\$14.88	\$17.01	\$20.85	\$37,660
43-5021	Couriers and Messengers	35	\$17.83	\$15.68	\$17.73	\$18.11	\$37,090
43-4031	Court, Municipal, and License Clerks	75	\$27.76	\$23.82	\$28.30	\$28.61	\$57,750
13-2041	Credit Analysts	30	\$39.35	\$28.48	\$33.64	\$45.11	\$81,860
33-9091	Crossing Guards and Flaggers	87	\$28.38	\$20.90	\$27.22	\$30.72	\$59,040
51-9021	Crushing, Grinding, and Polishing Machine Setters, Operators, and Tenders	42	\$23.16	\$16.49	\$22.50	\$29.27	\$48,170
43-4051	Customer Service Representatives	1,308	\$20.36	\$17.57	\$18.34	\$22.68	\$42,340
51-9032	Cutting and Slicing Machine Setters, Operators, and Tenders	13	\$21.97	\$17.90	\$19.46	\$24.17	\$45,700
51-4031	Cutting, Punching, & Press Machine Setters, Operators, & Tenders, Metal & Plastic	32	\$23.68	\$19.56	\$23.55	\$26.77	\$49,250
43-9021	Data Entry Keyers	52	\$18.84	\$17.67	\$18.95	\$19.64	\$39,180
15-1242	Database Administrators	50	-	-	-	-	-
31-9091	Dental Assistants	292	\$22.59	\$19.87	\$22.13	\$23.36	\$46,990
29-1292	Dental Hygienists	191	\$49.78	\$49.24	\$49.84	\$55.82	\$103,550
51-9081	Dental Laboratory Technicians	27	\$24.84	\$17.80	\$23.21	\$29.24	\$51,670
29-1021	Dentists, General	78	-	-	-	-	-
33-3021	Detectives and Criminal Investigators	240	\$56.19	\$50.54	\$50.54	\$54.76	\$116,880
29-1031	Dietitians and Nutritionists	27	\$31.37	\$29.72	\$29.72	\$36.72	\$65,250
35-9011	Dining Room and Cafeteria Attendants and Bartender Helpers	163	\$16.80	\$14.72	\$15.08	\$16.95	\$34,940
35-9021	Dishwashers	416	\$16.72	\$14.76	\$16.02	\$17.09	\$34,780
43-5032	Dispatchers, Except Police, Fire, and Ambulance	158	\$25.07	\$17.41	\$23.30	\$30.67	\$52,150
53-3031	Driver/Sales Workers	269	\$23.07	\$16.37	\$21.81	\$27.66	\$47,980
47-2081	Drywall and Ceiling Tile Installers	117	\$32.24	\$27.64	\$31.74	\$38.12	\$67,050
27-3041	Editors	71	\$30.59	\$19.90	\$26.88	\$37.46	\$63,620
11-9039	Education Administrators, All Other	22	\$36.77	\$21.13	\$30.77	\$39.88	\$76,480
11-9032	Education Administrators, Kindergarten through Secondary	173	-	-	-	-	\$134,330
11-9033	Education Administrators, Postsecondary	79	\$54.60	\$38.28	\$46.18	\$61.86	\$113,560
11-9031	Education and Childcare Administrators, Preschool and Daycare	20	\$28.52	\$21.06	\$23.42	\$29.67	\$59,310
25-9099	Educational Instruction and Library Workers, All Other	61	\$28.34	\$21.94	\$30.95	\$31.37	\$58,940
21-1012	Educational, Guidance, and Career Counselors and Advisors	192	\$34.24	\$25.82	\$27.56	\$41.32	\$71,210
17-3023	Electrical and Electronic Engineering Technologists and Technicians	33	\$34.63	\$29.05	\$33.71	\$36.11	\$72,030
17-2071	Electrical Engineers	98	\$54.03	\$39.64	\$49.48	\$66.61	\$112,380
49-9051	Electrical Power-Line Installers and Repairers	33	\$59.20	\$51.17	\$60.23	\$66.65	\$123,140
51-2028	Electrical/Electronic/Electromechanical Assemblers Only	207	\$20.21	\$18.19	\$18.24	\$21.94	\$42,050
47-2111	Electricians	557	\$38.21	\$29.67	\$39.77	\$49.79	\$79,490
25-2021	Elementary School Teachers, Except Special Education	887	-	-	-	-	\$83,960
43-4061	Eligibility Interviewers, Government Programs	56	\$27.57	\$24.41	\$28.69	\$30.16	\$57,350
17-3029	Engineering Technologists and Technicians, Except Drafters, All Other	38	\$28.59	\$18.00	\$26.91	\$35.00	\$59,480
17-2199	Engineers, All Other	41	\$57.91	\$49.69	\$54.41	\$64.86	\$120,460
25-1123	English Language and Literature Teachers, Postsecondary	67	-	-	-	-	\$68,190
11-9072	Entertainment and Recreation Managers, Except Gambling	15	\$56.14	\$46.93	\$56.08	\$65.25	\$116,780
39-1014	Entertainment and Recreation Workers Supervisors, Except Gambling Services	36	\$27.36	\$18.49	\$26.45	\$35.25	\$56,900
25-1053	Environmental Science Teachers, Postsecondary	25	-	-	-	-	\$59,570
19-2041	Environmental Scientists and Specialists, Including Health	78	\$40.59	\$29.62	\$35.50	\$45.83	\$84,430

SOC code	Bellingham, Washington MSA occupational title	Estimated employment	Average wage	Percentiles			Annual wage
				25th	50th	75th	
47-5022	Excavating and Loading Machine and Dragline Operators, Surface Mining	27	\$30.46	\$26.51	\$28.44	\$33.27	\$63,350
43-6011	Executive Secretaries and Executive Administrative Assistants	203	\$32.01	\$28.25	\$32.30	\$34.32	\$66,580
39-9031	Exercise Trainers and Group Fitness Instructors	265	\$24.49	\$16.82	\$21.82	\$27.42	\$50,940
11-3013	Facilities Managers	47	\$51.32	\$37.35	\$49.47	\$60.55	\$106,750
25-9021	Farm and Home Management Educators	19	\$25.66	\$23.80	\$24.41	\$28.63	\$53,380
49-3041	Farm Equipment Mechanics and Service Technicians	99	\$31.46	\$23.46	\$30.76	\$37.38	\$65,430
45-2092	Farmworkers and Laborers, Crop, Nursery, and Greenhouse	93	\$17.91	\$15.19	\$17.28	\$18.69	\$37,240
45-2093	Farmworkers, Farm, Ranch, and Aquacultural Animals	89	\$17.86	\$15.89	\$17.28	\$17.54	\$37,140
35-3023	Fast Food and Counter Workers	2,942	\$15.94	\$14.65	\$16.00	\$16.72	\$33,150
51-2051	Fiberglass Laminators and Fabricators	46	\$23.46	\$18.59	\$21.99	\$24.46	\$48,800
43-4071	File Clerks	30	\$17.99	\$14.49	\$15.69	\$18.85	\$37,420
13-2051	Financial and Investment Analysts	43	\$43.22	\$34.70	\$43.91	\$46.84	\$89,890
11-3031	Financial Managers	215	\$68.91	\$51.74	\$64.03	\$80.04	\$143,340
13-2099	Financial Specialists, All Other	66	\$32.43	\$24.76	\$26.18	\$37.63	\$67,460
33-2011	Firefighters	306	\$37.96	\$31.07	\$38.68	\$46.06	\$78,960
47-1011	First-Line Supervisors of Construction Trades and Extraction Workers	745	\$47.28	\$38.44	\$48.07	\$52.14	\$98,330
45-1011	First-Line Supervisors of Farming, Fishing, and Forestry Workers	44	\$30.29	\$22.21	\$30.00	\$37.19	\$63,000
33-1021	First-Line Supervisors of Firefighting and Prevention Workers	159	\$50.65	\$41.48	\$53.05	\$59.15	\$105,350
35-1012	First-Line Supervisors of Food Preparation and Serving Workers	898	\$22.06	\$17.35	\$21.10	\$24.56	\$45,890
39-1013	First-Line Supervisors of Gambling Services Workers	-	\$26.47	\$22.15	\$29.35	\$29.35	\$55,060
37-1011	First-Line Supervisors of Housekeeping and Janitorial Workers	91	\$24.74	\$18.31	\$23.83	\$28.40	\$51,470
37-1012	First-Line Supervisors of Landscaping, Lawn Service, and Groundskeeping Workers	39	\$33.09	\$24.57	\$29.09	\$41.81	\$68,820
49-1011	First-Line Supervisors of Mechanics, Installers, and Repairers	326	\$38.34	\$29.85	\$36.97	\$45.85	\$79,760
41-1012	First-Line Supervisors of Non-Retail Sales Workers	127	\$45.60	\$30.61	\$37.71	\$52.67	\$94,850
43-1011	First-Line Supervisors of Office and Administrative Support Workers	805	\$32.41	\$25.11	\$30.43	\$37.72	\$67,410
39-1022	First-Line Supervisors of Personal Service Workers	63	\$25.66	\$20.28	\$23.26	\$29.73	\$53,360
33-1012	First-Line Supervisors of Police and Detectives	95	\$58.49	\$52.15	\$58.03	\$59.48	\$121,670
51-1011	First-Line Supervisors of Production and Operating Workers	620	\$32.76	\$26.34	\$32.08	\$37.53	\$68,140
33-1099	First-Line Supervisors of Protective Service Workers, All Other	40	\$31.01	\$22.93	\$28.88	\$38.93	\$64,500
41-1011	First-Line Supervisors of Retail Sales Workers	874	\$24.72	\$18.34	\$22.54	\$28.42	\$51,410
33-1091	First-Line Supervisors of Security Workers	29	\$24.59	\$18.81	\$22.02	\$28.68	\$51,150
47-2042	Floor Layers, Except Carpet, Wood, and Hard Tiles	24	\$20.93	\$19.12	\$19.55	\$21.28	\$43,530
27-1023	Floral Designers	33	\$18.12	\$16.78	\$17.50	\$18.95	\$37,700
51-3091	Food and Tobacco Roasting, Baking, and Drying Machine Operators and Tenders	33	\$18.69	\$15.33	\$16.67	\$19.39	\$38,880
51-3092	Food Batchmakers	353	\$18.77	\$16.88	\$18.99	\$19.47	\$39,050
35-2021	Food Preparation Workers	525	\$17.49	\$15.87	\$17.24	\$18.16	\$36,390
19-4013	Food Science Technicians	25	\$18.45	\$17.89	\$18.08	\$18.08	\$38,370
19-1012	Food Scientists and Technologists	12	\$25.89	\$21.76	\$22.04	\$29.63	\$53,840
35-3041	Food Servers, Nonrestaurant	234	\$18.85	\$15.38	\$16.57	\$17.62	\$39,220
11-9051	Food Service Managers	82	\$40.07	\$29.26	\$36.10	\$48.93	\$83,340
25-1124	Foreign Language and Literature Teachers, Postsecondary	17	-	-	-	-	\$78,820
19-4071	Forest and Conservation Technicians	18	\$23.13	\$19.16	\$19.16	\$29.31	\$48,110
13-1131	Fundraisers	77	\$30.86	\$26.13	\$28.65	\$34.31	\$64,180
11-2033	Fundraising Managers	18	\$52.85	\$39.97	\$49.25	\$63.15	\$109,920

SOC code	Bellingham, Washington MSA occupational title	Estimated employment	Average wage	Percentiles			Annual wage
				25th	50th	75th	
51-9051	Furnace, Kiln, Oven, Drier, and Kettle Operators and Tenders	21	\$20.54	\$15.38	\$17.76	\$20.73	\$42,730
39-3011	Gambling Dealers	87	\$22.70	\$14.49	\$15.11	\$34.60	\$47,210
33-9031	Gambling Surveillance Officers and Gambling Investigators	18	\$17.94	\$16.94	\$17.80	\$19.10	\$37,310
11-1021	General and Operations Managers	1,431	\$59.45	\$36.24	\$48.65	\$73.32	\$123,650
27-1024	Graphic Designers	124	\$29.38	\$21.20	\$28.54	\$39.61	\$61,120
51-4033	Grind/Lap/Polish/Buff. Mach. Tool Setters, Oprs, & Tenders, Metal & Plastic	15	\$20.13	\$17.62	\$19.00	\$21.20	\$41,860
39-5012	Hairdressers, Hairstylists, and Cosmetologists	148	\$21.51	\$17.60	\$21.01	\$22.86	\$44,740
17-2111	Health and Safety Engineers, Except Mining Safety Engineers and Inspectors	15	\$44.28	\$37.17	\$44.35	\$56.00	\$92,090
29-2099	Health Technologists and Technicians, All Other	79	\$28.12	\$19.93	\$23.49	\$35.92	\$58,500
29-1299	Healthcare Diagnosing or Treating Practitioners, All Other	25	\$62.05	\$39.26	\$53.48	\$81.54	\$129,070
29-9099	Healthcare Practitioners and Technical Workers, All Other	23	\$39.54	\$28.85	\$35.62	\$51.95	\$82,240
21-1022	Healthcare Social Workers	162	\$30.87	\$27.88	\$29.66	\$35.18	\$64,210
31-9099	Healthcare Support Workers, All Other	78	\$23.59	\$19.17	\$22.91	\$26.48	\$49,060
49-9021	Heating, Air Conditioning, and Refrigeration Mechanics and Installers	306	\$30.29	\$22.38	\$29.10	\$35.22	\$63,000
53-3032	Heavy and Tractor-Trailer Truck Drivers	1,150	\$27.86	\$23.41	\$26.82	\$30.61	\$57,960
47-3012	Helpers--Carpenters	11	\$23.31	\$16.34	\$25.28	\$29.53	\$48,480
49-9098	Helpers--Installation, Maintenance, and Repair Workers	60	\$17.49	\$15.13	\$17.42	\$18.04	\$36,380
51-9198	Helpers--Production Workers	39	\$18.30	\$16.85	\$17.92	\$19.08	\$38,070
47-4051	Highway Maintenance Workers	67	\$27.80	\$26.60	\$27.33	\$29.43	\$57,830
49-9031	Home Appliance Repairers	-	\$22.66	\$17.28	\$21.81	\$28.43	\$47,130
31-1120	Home Health and Personal Care Aides	2,311	\$17.53	\$16.62	\$16.80	\$18.47	\$36,460
35-9031	Hosts and Hostesses, Restaurant, Lounge, and Coffee Shop	254	\$16.57	\$14.77	\$16.03	\$17.05	\$34,460
43-4081	Hotel, Motel, and Resort Desk Clerks	199	\$16.08	\$14.80	\$15.34	\$16.66	\$33,440
43-4161	Human Resources Assistants, Except Payroll and Timekeeping	47	\$22.87	\$20.38	\$23.28	\$25.16	\$47,570
11-3121	Human Resources Managers	49	\$59.90	\$47.25	\$58.62	\$68.09	\$124,590
13-1071	Human Resources Specialists	371	\$37.69	\$28.22	\$33.86	\$42.49	\$78,400
17-2112	Industrial Engineers	79	\$43.62	\$36.47	\$43.94	\$48.19	\$90,730
49-9041	Industrial Machinery Mechanics	367	\$32.28	\$26.99	\$31.84	\$38.43	\$67,150
11-3051	Industrial Production Managers	87	\$55.34	\$45.67	\$51.08	\$59.90	\$115,120
53-7051	Industrial Truck and Tractor Operators	291	\$21.29	\$18.38	\$20.11	\$22.80	\$44,280
43-4199	Information and Record Clerks, All Other	61	\$20.49	\$17.74	\$20.48	\$22.15	\$42,620
15-1212	Information Security Analysts	19	\$49.13	\$38.22	\$47.16	\$56.75	\$102,190
51-9061	Inspectors, Testers, Sorters, Samplers, and Weighers	263	\$24.05	\$19.52	\$22.65	\$28.05	\$50,020
49-9099	Installation, Maintenance, and Repair Workers, All Other	45	\$21.21	\$17.18	\$20.04	\$23.54	\$44,120
25-9031	Instructional Coordinators	144	\$38.06	\$27.50	\$37.80	\$51.32	\$79,160
43-9041	Insurance Claims and Policy Processing Clerks	30	\$23.94	\$19.64	\$23.56	\$27.01	\$49,800
41-3021	Insurance Sales Agents	258	\$29.03	\$21.73	\$23.09	\$32.02	\$60,390
13-2053	Insurance Underwriters	41	\$42.65	\$31.50	\$31.50	\$57.54	\$88,710
27-1025	Interior Designers	23	\$28.03	\$23.14	\$27.39	\$31.52	\$58,300
37-2011	Janitors and Cleaners, Except Maids and Housekeeping Cleaners	1,400	\$18.85	\$15.88	\$16.91	\$21.77	\$39,210
23-1023	Judges, Magistrate Judges, and Magistrates	15	\$93.45	\$47.99	\$66.53	\$100.29	\$194,370
25-2012	Kindergarten Teachers, Except Special Education	140	-	-	-	-	\$78,910
53-7062	Laborers and Freight, Stock, and Material Movers, Hand	1,237	\$18.86	\$16.09	\$17.74	\$20.25	\$39,220
37-3011	Landscaping and Groundskeeping Workers	615	\$20.14	\$17.47	\$18.35	\$22.53	\$41,900

SOC code	Bellingham, Washington MSA occupational title	Estimated employment	Average wage	Percentiles			Annual wage
				25th	50th	75th	
51-6011	Laundry and Dry-Cleaning Workers	94	\$16.10	\$14.50	\$15.40	\$16.98	\$33,480
23-1011	Lawyers	171	\$56.39	\$37.68	\$44.69	\$62.49	\$117,300
43-6012	Legal Secretaries and Administrative Assistants	89	\$22.68	\$16.71	\$20.68	\$27.06	\$47,170
11-1031	Legislators	39	-	-	-	-	\$117,050
25-4022	Librarians and Media Collections Specialists	94	\$39.77	\$30.99	\$37.61	\$47.58	\$82,720
43-4121	Library Assistants, Clerical	194	\$18.37	\$15.34	\$16.66	\$21.86	\$38,200
25-4031	Library Technicians	88	\$24.40	\$21.39	\$22.28	\$28.55	\$50,740
29-2061	Licensed Practical and Licensed Vocational Nurses	152	\$30.30	\$26.59	\$29.82	\$34.34	\$63,030
33-9092	Lifeguards, Ski Patrol, and Other Recreational Protective Service Workers	145	\$15.25	\$14.49	\$14.62	\$15.47	\$31,720
53-3033	Light Truck Drivers	443	\$23.77	\$17.02	\$20.47	\$30.32	\$49,440
43-4131	Loan Interviewers and Clerks	158	\$23.71	\$21.27	\$22.19	\$26.31	\$49,330
13-2072	Loan Officers	315	\$36.85	\$23.52	\$29.54	\$39.37	\$76,650
11-9081	Lodging Managers	28	\$31.17	\$21.73	\$29.72	\$38.45	\$64,830
45-4023	Log Graders and Scalers	27	\$21.85	\$20.53	\$21.20	\$22.36	\$45,440
45-4029	Logging Workers, All Other	35	\$29.50	\$24.78	\$28.95	\$32.83	\$61,360
13-1081	Logisticians	59	\$33.17	\$30.36	\$30.81	\$38.52	\$69,000
53-7063	Machine Feeders and Offbearers	125	\$17.15	\$16.27	\$16.86	\$17.90	\$35,670
51-4041	Machinists	174	\$25.54	\$21.21	\$24.47	\$28.87	\$53,110
37-2012	Maids and Housekeeping Cleaners	512	\$16.46	\$15.15	\$15.77	\$16.70	\$34,240
49-9071	Maintenance and Repair Workers, General	818	\$24.50	\$18.11	\$23.28	\$29.19	\$50,960
13-1111	Management Analysts	176	\$44.03	\$31.92	\$45.68	\$49.33	\$91,580
11-9199	Managers, All Other	336	\$61.67	\$51.75	\$58.43	\$65.10	\$128,270
39-5092	Manicurists and Pedicurists	117	\$19.97	\$16.90	\$18.26	\$22.00	\$41,540
13-1161	Market Research Analysts and Marketing Specialists	355	\$32.04	\$22.00	\$27.54	\$37.85	\$66,650
11-2021	Marketing Managers	123	\$58.42	\$38.51	\$50.79	\$72.38	\$121,510
31-9011	Massage Therapists	162	\$32.85	\$27.77	\$33.00	\$39.20	\$68,330
15-2099	Mathematical Science Occupations, All Other	12	\$25.07	\$14.49	\$23.53	\$33.58	\$52,150
25-1022	Mathematical Science Teachers, Postsecondary	54	-	-	-	-	\$76,120
51-3022	Meat, Poultry, and Fish Cutters and Trimmers	268	\$16.34	\$14.87	\$15.14	\$17.00	\$33,980
17-3013	Mechanical Drafters	82	\$30.57	\$27.01	\$30.73	\$36.55	\$63,580
17-2141	Mechanical Engineers	131	\$51.61	\$38.56	\$49.59	\$65.69	\$107,350
11-9111	Medical and Health Services Managers	120	\$58.49	\$40.20	\$51.54	\$65.10	\$121,650
31-9092	Medical Assistants	467	\$21.90	\$18.97	\$22.20	\$23.25	\$45,550
49-9062	Medical Equipment Repairers	15	\$33.82	\$24.76	\$31.18	\$41.04	\$70,350
29-2072	Medical Records Specialists	68	\$25.56	\$21.47	\$24.01	\$27.12	\$53,160
43-6013	Medical Secretaries and Administrative Assistants	197	\$22.36	\$20.79	\$21.67	\$26.70	\$46,500
13-1121	Meeting, Convention, and Event Planners	65	\$25.49	\$20.78	\$23.90	\$29.06	\$53,010
21-1023	Mental Health and Substance Abuse Social Workers	45	\$26.37	\$18.38	\$25.59	\$34.11	\$54,850
27-1026	Merchandise Displayers and Window Trimmers	108	\$19.16	\$17.19	\$17.50	\$20.06	\$39,850
25-2022	Middle School Teachers, Except Special and Career/Technical Education	348	-	-	-	-	\$80,590
49-9044	Millwrights	48	\$34.58	\$25.33	\$30.57	\$40.00	\$71,920
51-2090	Miscellaneous Assemblers and Fabricators	762	\$21.53	\$17.83	\$20.00	\$24.38	\$44,790
51-9023	Mixing and Blending Machine Setters, Operators, and Tenders	437	\$26.87	\$24.71	\$28.73	\$28.73	\$55,880
49-3042	Mobile Heavy Equipment Mechanics, Except Engines	114	\$31.92	\$26.88	\$29.29	\$36.28	\$66,390
51-9195	Molders, Shapers, and Casters, Except Metal and Plastic	26	\$21.94	\$18.15	\$21.41	\$23.64	\$45,630

SOC code	Bellingham, Washington MSA occupational title	Estimated employment	Average wage	Percentiles			Annual wage
				25th	50th	75th	
51-4072	Molding/Coremaking/ Casting Mach. Setters/Oprs. & Tenders/Metal & Plastic	62	\$20.87	\$17.68	\$20.21	\$22.19	\$43,410
53-3099	Motor Vehicle Operators, All Other	36	\$19.60	\$16.31	\$16.31	\$20.93	\$40,780
49-3051	Motorboat Mechanics and Service Technicians	56	\$24.58	\$21.32	\$22.49	\$29.03	\$51,120
49-3052	Motorcycle Mechanics	10	\$22.05	\$19.57	\$19.59	\$23.16	\$45,860
11-9121	Natural Sciences Managers	40	\$58.73	\$47.47	\$54.84	\$69.05	\$122,160
15-1244	Network and Computer Systems Administrators	89	\$44.48	\$37.24	\$42.26	\$49.70	\$92,530
29-1171	Nurse Practitioners	76	\$57.46	\$50.09	\$58.78	\$62.16	\$119,520
31-1131	Nursing Assistants	692	\$19.52	\$17.66	\$18.43	\$20.90	\$40,610
25-1072	Nursing Instructors and Teachers, Postsecondary	66	-	-	-	-	\$84,540
19-5011	Occupational Health and Safety Specialists	62	\$39.57	\$33.08	\$39.51	\$46.97	\$82,300
29-1122	Occupational Therapists	79	\$41.38	\$35.13	\$38.88	\$49.18	\$86,070
43-9199	Office and Administrative Support Workers, All Other	155	\$20.96	\$16.36	\$19.63	\$24.75	\$43,590
43-9061	Office Clerks, General	1,496	\$21.59	\$17.22	\$20.79	\$23.58	\$44,910
47-2073	Operating Engineers and Other Construction Equipment Operators	244	\$39.00	\$31.39	\$37.01	\$47.81	\$81,120
29-2057	Ophthalmic Medical Technicians	49	\$21.69	\$18.33	\$21.98	\$22.34	\$45,110
29-2081	Opticians, Dispensing	62	\$21.58	\$17.17	\$19.71	\$26.48	\$44,890
29-1041	Optometrists	25	\$61.61	\$48.07	\$57.69	\$79.18	\$128,140
43-4151	Order Clerks	45	\$20.64	\$19.86	\$20.10	\$22.56	\$42,930
49-3053	Outdoor Power Equipment and Other Small Engine Mechanics	25	\$22.37	\$18.33	\$22.10	\$24.32	\$46,520
51-9111	Packaging and Filling Machine Operators and Tenders	447	\$18.03	\$16.51	\$16.79	\$18.49	\$37,510
53-7064	Packers and Packagers, Hand	274	\$18.21	\$15.93	\$17.85	\$18.28	\$37,880
47-2141	Painters, Construction and Maintenance	197	\$24.83	\$22.19	\$23.23	\$27.65	\$51,640
23-2011	Paralegals and Legal Assistants	107	\$28.90	\$23.28	\$28.72	\$33.99	\$60,100
29-2043	Paramedics	73	\$48.23	\$47.10	\$47.10	\$48.59	\$100,320
53-6021	Parking Attendants	44	\$16.24	\$14.49	\$16.21	\$16.58	\$33,790
41-2022	Parts Salespersons	196	\$21.88	\$16.98	\$20.55	\$25.19	\$45,500
43-3051	Payroll and Timekeeping Clerks	97	\$26.51	\$23.02	\$26.69	\$29.72	\$55,130
39-9099	Personal Care and Service Workers, All Other	-	\$20.41	\$15.75	\$15.75	\$29.05	\$42,450
13-2052	Personal Financial Advisors	154	\$61.72	\$27.90	\$47.51	\$73.54	\$128,370
29-1051	Pharmacists	187	\$63.27	\$61.21	\$63.83	\$74.02	\$131,600
31-9095	Pharmacy Aides	50	\$18.16	\$15.16	\$16.59	\$19.48	\$37,770
29-2052	Pharmacy Technicians	215	\$22.20	\$18.69	\$22.51	\$24.07	\$46,170
31-9097	Phlebotomists	44	\$20.89	\$18.74	\$19.30	\$22.21	\$43,450
27-4021	Photographers	14	\$22.02	\$15.91	\$21.20	\$27.49	\$45,790
31-2022	Physical Therapist Aides	25	\$16.10	\$15.21	\$15.26	\$16.87	\$33,490
31-2021	Physical Therapist Assistants	54	\$28.56	\$25.00	\$27.73	\$29.52	\$59,410
29-1123	Physical Therapists	132	\$44.71	\$37.45	\$45.42	\$48.21	\$92,990
29-1071	Physician Assistants	68	\$63.15	\$54.66	\$60.83	\$74.96	\$131,350
29-1229	Physicians, All Other	200	\$116.95	\$61.85	\$102.46	-	\$243,260
25-1054	Physics Teachers, Postsecondary	21	-	-	-	-	\$73,960
47-2151	Pipelayers	36	\$31.96	\$29.16	\$29.94	\$35.29	\$66,470
47-2152	Plumbers, Pipefitters, and Steamfitters	428	\$35.32	\$23.85	\$34.18	\$45.13	\$73,470
33-3051	Police and Sheriff's Patrol Officers	265	\$42.87	\$37.98	\$44.93	\$46.27	\$89,180
25-1065	Political Science Teachers, Postsecondary	19	-	-	-	-	\$74,680

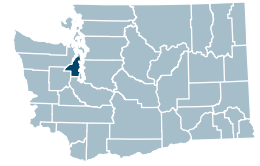
SOC code	Bellingham, Washington MSA occupational title	Estimated employment	Average wage	Percentiles			Annual wage
				25th	50th	75th	
43-5051	Postal Service Clerks	50	\$27.11	\$24.67	\$27.02	\$32.84	\$56,390
43-5052	Postal Service Mail Carriers	216	\$25.69	\$19.06	\$24.74	\$32.03	\$53,440
43-5053	Postal Service Mail Sorters, Processors, and Processing Machine Operators	13	\$28.21	\$24.60	\$28.43	\$32.84	\$58,670
11-9131	Postmasters and Mail Superintendents	10	\$38.90	\$36.17	\$37.98	\$41.60	\$80,900
25-1199	Postsecondary Teachers, All Other	30	-	-	-	-	\$72,290
25-2011	Preschool Teachers, Except Special Education	201	\$17.50	\$14.49	\$16.52	\$17.69	\$36,400
51-5112	Printing Press Operators	48	\$21.10	\$16.60	\$20.47	\$25.62	\$43,880
21-1092	Probation Officers and Correctional Treatment Specialists	24	\$31.64	\$28.42	\$30.55	\$35.48	\$65,800
43-3061	Procurement Clerks	39	\$20.29	\$18.11	\$19.34	\$21.71	\$42,190
27-2012	Producers and Directors	31	\$35.25	\$23.11	\$31.09	\$44.16	\$73,330
43-5061	Production, Planning, and Expediting Clerks	255	\$24.27	\$18.03	\$22.77	\$29.14	\$50,490
13-1082	Project Management Specialists	258	\$45.49	\$37.52	\$44.52	\$52.85	\$94,630
11-9141	Property, Real Estate, and Community Association Managers	48	\$47.10	\$36.68	\$45.28	\$56.72	\$97,970
33-9099	Protective Service Workers, All Other	116	\$21.90	\$18.30	\$19.16	\$22.55	\$45,540
25-1066	Psychology Teachers, Postsecondary	28	-	-	-	-	\$79,310
11-2032	Public Relations Managers	29	\$59.11	\$44.64	\$49.78	\$63.22	\$122,950
27-3031	Public Relations Specialists	106	\$32.90	\$26.71	\$31.63	\$36.60	\$68,440
11-3061	Purchasing Managers	17	\$62.62	\$50.35	\$59.44	\$78.87	\$130,260
29-2034	Radiologic Technologists and Technicians	78	\$37.16	\$35.63	\$35.63	\$46.07	\$77,290
41-9021	Real Estate Brokers	26	-	-	-	-	-
41-9022	Real Estate Sales Agents	169	\$27.86	\$22.66	\$24.39	\$29.51	\$57,960
43-4171	Receptionists and Information Clerks	797	\$17.90	\$15.38	\$17.42	\$19.02	\$37,220
25-1193	Recreation and Fitness Studies Teachers, Postsecondary	15	-	-	-	-	\$71,710
39-9032	Recreation Workers	178	\$18.46	\$15.88	\$17.15	\$18.05	\$38,400
29-1141	Registered Nurses	1,620	\$45.03	\$35.77	\$47.23	\$47.23	\$93,660
21-1015	Rehabilitation Counselors	125	\$25.43	\$19.85	\$21.21	\$27.58	\$52,890
43-4181	Reservation and Transportation Ticket Agents and Travel Clerks	85	\$18.86	\$15.19	\$17.24	\$22.46	\$39,240
39-9041	Residential Advisors	37	\$21.22	\$18.42	\$20.11	\$23.38	\$44,140
29-1126	Respiratory Therapists	66	\$39.28	\$35.34	\$37.45	\$42.12	\$81,700
41-2031	Retail Salespersons	2,793	\$17.79	\$14.93	\$16.26	\$17.56	\$37,010
47-2181	Roofers	314	\$28.61	\$23.55	\$28.52	\$31.57	\$59,500
41-9099	Sales and Related Workers, All Other	27	\$26.92	\$14.94	\$17.36	\$24.50	\$56,000
11-2022	Sales Managers	167	\$74.84	\$52.64	\$66.34	\$88.19	\$155,660
41-4011	Sales Representatives, Wholesale & Manufacturing, Technical & Scientific Products	123	\$50.99	\$32.67	\$45.46	\$65.21	\$106,060
41-3091	Sales Reps. of Svcs., Exc. Advertising, Insurance, Financial Svcs., & Travel	383	\$34.74	\$22.26	\$29.25	\$40.33	\$72,260
41-4012	Sales Reps/Wholesale/Mfg, Except Tech/Science Products	806	\$38.45	\$24.21	\$32.05	\$45.45	\$79,980
51-7041	Sawing Machine Setters, Operators, and Tenders, Wood	107	\$19.09	\$17.14	\$18.67	\$22.69	\$39,710
19-3034	School Psychologists	38	\$44.38	\$36.22	\$46.20	\$51.53	\$92,320
25-2031	Secondary School Teachers, Except Special and Career/Technical Education	398	-	-	-	-	\$89,140
43-6014	Secretaries and Administrative Assistants, Except Legal, Medical, and Executive	925	\$23.03	\$20.00	\$22.44	\$25.64	\$47,890
41-3031	Securities, Commodities, and Financial Services Sales Agents	203	\$30.66	\$22.36	\$24.40	\$33.65	\$63,770

SOC code	Bellingham, Washington MSA occupational title	Estimated employment	Average wage	Percentiles			Annual wage
				25th	50th	75th	
33-9032	Security Guards	370	\$17.52	\$15.36	\$16.24	\$18.33	\$36,450
25-3021	Self-Enrichment Teachers	301	\$20.62	\$16.81	\$18.47	\$22.21	\$42,900
51-9012	Separate/Filter/Clarify/Precipitate /Still Machine Setters/Operators/Tenders	76	\$22.81	\$18.49	\$21.90	\$27.11	\$47,450
47-4071	Septic Tank Servicers and Sewer Pipe Cleaners	91	\$30.13	\$23.69	\$30.02	\$34.90	\$62,660
51-6031	Sewing Machine Operators	54	\$17.71	\$15.96	\$17.26	\$18.56	\$36,840
47-2211	Sheet Metal Workers	192	\$34.56	\$28.99	\$31.68	\$37.72	\$71,890
43-5071	Shipping, Receiving, and Inventory Clerks	537	\$20.17	\$16.99	\$18.91	\$22.68	\$41,960
53-3053	Shuttle Drivers and Chauffeurs	114	\$16.19	\$14.63	\$14.64	\$16.48	\$33,680
39-5094	Skincare Specialists	36	\$45.73	\$23.48	\$39.09	\$55.36	\$95,110
11-9151	Social and Community Service Managers	95	\$40.53	\$31.55	\$39.94	\$46.96	\$84,290
21-1093	Social and Human Service Assistants	195	\$20.78	\$17.35	\$20.32	\$23.00	\$43,230
19-3099	Social Scientists and Related Workers, All Other	24	\$44.11	\$31.58	\$37.91	\$58.07	\$91,740
25-1067	Sociology Teachers, Postsecondary	12	-	-	-	-	\$77,350
15-1252	Software Developers	707	\$61.04	\$44.36	\$60.54	\$73.60	\$126,960
15-1253	Software Quality Assurance Analysts and Testers	48	\$40.72	\$30.00	\$36.71	\$50.43	\$84,700
25-2052	Special Education Teachers, Kindergarten and Elementary School	99	-	-	-	-	\$85,950
25-2057	Special Education Teachers, Middle School	42	-	-	-	-	\$80,660
25-2051	Special Education Teachers, Preschool	21	-	-	-	-	\$74,850
25-2058	Special Education Teachers, Secondary School	62	-	-	-	-	\$85,150
27-1014	Special Effects Artists and Animators	-	\$37.13	\$27.22	\$34.36	\$45.40	\$77,220
29-1127	Speech-Language Pathologists	95	\$42.94	\$37.79	\$39.68	\$48.86	\$89,320
15-2041	Statisticians	15	\$38.71	\$30.00	\$38.08	\$44.74	\$80,520
53-7065	Stockers and Order Fillers	1,267	\$18.51	\$16.02	\$17.48	\$20.55	\$38,500
51-2041	Structural Metal Fabricators and Fitters	36	\$26.54	\$20.64	\$23.19	\$32.21	\$55,200
21-1018	Substance abuse, behavioral disorder, and mental health counselors	339	\$26.53	\$20.10	\$23.85	\$29.17	\$55,190
25-3031	Substitute Teachers, Short-Term	490	\$22.50	\$19.03	\$24.29	\$24.29	\$46,800
17-3031	Surveying and Mapping Technicians	45	\$27.10	\$23.00	\$25.77	\$30.90	\$56,360
17-1022	Surveyors	37	\$39.77	\$31.93	\$40.42	\$44.60	\$82,730
47-2082	Tapers	115	\$32.85	\$27.99	\$32.02	\$38.97	\$68,330
13-2082	Tax Preparers	56	\$23.52	\$21.38	\$22.71	\$25.52	\$48,930
25-3099	Teachers and Instructors, All Other	30	-	-	-	-	\$73,190
25-9045	Teaching Assistants, Except Postsecondary	1,100	-	-	-	-	\$42,070
25-9044	Teaching Assistants, Postsecondary	84	-	-	-	-	\$41,470
27-3042	Technical Writers	14	\$33.44	\$25.00	\$28.44	\$46.76	\$69,550
49-2022	Telecommunications Equipment Installers and Repairers, Except Line Installers	64	\$34.08	\$28.90	\$36.40	\$37.25	\$70,890
43-3071	Tellers	408	\$19.75	\$17.80	\$18.57	\$20.98	\$41,080
51-6064	Textile Winding, Twisting, and Drawing Out Machine Setters, Operators, and Tenders	150	-	-	-	-	-
47-2044	Tile and Stone Setters	35	\$24.57	\$21.59	\$24.14	\$29.27	\$51,100
49-3093	Tire Repairers and Changers	79	\$17.94	\$15.56	\$17.51	\$18.13	\$37,310
51-4194	Tool Grinders, Filers, and Sharpeners	12	\$27.27	\$28.25	\$28.25	\$29.69	\$56,720
39-7010	Tour and travel guides	20	\$16.92	\$15.09	\$16.42	\$18.61	\$35,180
13-1151	Training and Development Specialists	153	\$32.36	\$22.56	\$29.50	\$37.50	\$67,310
11-3071	Transportation, Storage, and Distribution Managers	31	\$54.79	\$43.66	\$52.25	\$61.72	\$113,970

SOC code	Bellingham, Washington MSA occupational title	Estimated employment	Average wage	Percentiles			Annual wage
				25th	50th	75th	
53-1047	Transportation/ Material-Moving Supervisors/No Aircraft Cargo Handling Supervisors	315	\$30.11	\$23.13	\$28.00	\$36.51	\$62,640
37-3013	Tree Trimmers and Pruners	60	\$26.67	\$24.21	\$24.21	\$29.97	\$55,480
25-3041	Tutors	53	\$16.97	\$14.49	\$14.93	\$17.38	\$35,300
19-3051	Urban and Regional Planners	58	\$39.39	\$30.91	\$38.23	\$45.60	\$81,920
29-1131	Veterinarians	83	\$58.16	\$45.87	\$62.20	\$66.70	\$120,970
31-9096	Veterinary Assistants and Laboratory Animal Caretakers	105	\$17.97	\$17.36	\$17.63	\$18.15	\$37,380
29-2056	Veterinary Technologists and Technicians	84	\$23.98	\$22.70	\$24.00	\$24.82	\$49,880
35-3031	Waiters and Waitresses	1,510	\$20.92	\$14.66	\$16.77	\$26.46	\$43,500
51-8031	Water and Wastewater Treatment Plant and System Operators	84	\$33.73	\$29.43	\$34.39	\$38.06	\$70,160
15-1255	Web and Digital Interface Designers	124	\$36.22	\$24.19	\$31.51	\$41.78	\$75,330
15-1254	Web Developers	57	\$41.35	\$26.00	\$37.07	\$57.45	\$86,000
43-5111	Weighers, Measurers, Checkers, and Samplers, Recordkeeping	15	\$19.57	\$17.80	\$18.83	\$21.44	\$40,710
51-4121	Welders, Cutters, Solderers, and Brazers	253	\$28.45	\$23.03	\$26.38	\$31.84	\$59,180
51-7042	Woodworking Machine Setters, Operators, and Tenders, Except Sawing	239	\$19.05	\$17.89	\$17.95	\$21.02	\$39,620
27-3043	Writers and Authors	19	\$34.70	\$23.68	\$32.87	\$39.98	\$72,170
19-1023	Zoologists and Wildlife Biologists	30	\$34.71	\$26.08	\$31.63	\$38.60	\$72,200

Bremerton-Silverdale, Washington MSA

2023 Occupational Employment and Wage Estimates Includes Kitsap County



SOC code	Bremerton-Silverdale, Washington MSA occupational title	Estimated employment	Average wage	Percentiles			Annual wage
				25th	50th	75th	
13-2011	Accountants and Auditors	493	\$40.16	\$29.71	\$37.39	\$46.61	\$83,530
11-3012	Administrative Services Managers	26	\$56.76	\$47.00	\$52.82	\$70.62	\$118,060
41-3011	Advertising Sales Agents	40	\$32.65	\$22.56	\$28.58	\$39.09	\$67,910
17-2011	Aerospace Engineers	16	\$62.84	\$60.37	\$60.37	\$62.87	\$130,710
39-3091	Amusement and Recreation Attendants	144	\$16.22	\$15.05	\$16.32	\$16.71	\$33,740
39-2021	Animal Caretakers	235	\$17.94	\$15.21	\$16.18	\$17.74	\$37,320
17-1011	Architects, Except Landscape and Naval	98	\$38.18	\$29.11	\$36.67	\$44.45	\$79,420
17-3011	Architectural and Civil Drafters	62	\$31.12	\$25.09	\$28.90	\$35.29	\$64,720
11-9041	Architectural and Engineering Managers	144	\$73.28	\$65.10	\$71.02	\$76.94	\$152,430
53-6031	Automotive and Watercraft Service Attendants	108	\$17.81	\$16.67	\$17.59	\$18.94	\$37,050
49-3021	Automotive Body and Related Repairers	98	\$26.64	\$21.84	\$24.62	\$29.45	\$55,410
49-3023	Automotive Service Technicians and Mechanics	440	\$25.90	\$18.18	\$23.38	\$30.47	\$53,860
51-3011	Bakers	139	\$18.60	\$16.83	\$17.49	\$19.10	\$38,690
35-3011	Bartenders	460	\$23.40	\$15.41	\$19.76	\$30.16	\$48,660
49-3091	Bicycle Repairers	19	\$18.87	\$17.71	\$17.79	\$19.56	\$39,250
43-3011	Bill and Account Collectors	30	\$20.21	\$16.83	\$20.14	\$21.17	\$42,040
43-3021	Billing and Posting Clerks	323	\$20.30	\$17.37	\$19.08	\$22.19	\$42,220
19-1029	Biological Scientists, All Other	26	\$47.82	\$46.33	\$47.71	\$51.95	\$99,460
19-4021	Biological Technicians	34	\$26.42	\$21.44	\$22.89	\$28.69	\$54,960
43-3031	Bookkeeping, Accounting, and Auditing Clerks	747	\$24.47	\$20.02	\$23.47	\$27.99	\$50,900
47-2021	Brickmasons and Blockmasons	13	\$32.08	\$24.62	\$31.81	\$43.78	\$66,730
49-3031	Bus and Truck Mechanics and Diesel Engine Specialists	110	\$34.30	\$30.23	\$35.15	\$39.80	\$71,340
53-3051	Bus Drivers, School	304	\$28.21	\$25.47	\$29.15	\$31.17	\$58,670
53-3052	Bus Drivers, Transit and Intercity	203	\$27.75	\$25.88	\$25.88	\$33.20	\$57,710
13-1199	Business Operations Specialists, All Other	2,107	\$42.99	\$33.61	\$43.34	\$51.75	\$89,420
51-3021	Butchers and Meat Cutters	98	\$22.71	\$17.85	\$23.77	\$25.64	\$47,240
13-1020	Buyers and Purchasing Agents	421	\$37.10	\$26.11	\$33.01	\$47.73	\$77,170
51-7011	Cabinetmakers and Bench Carpenters	66	\$24.48	\$20.84	\$21.91	\$28.62	\$50,920
53-5021	Captains, Mates, and Pilots of Water Vessels	56	\$50.09	\$41.65	\$44.62	\$55.27	\$104,190
25-2023	Career/Technical Education Teachers, Middle School	27	-	-	-	-	\$90,650
25-1194	Career/Technical Education Teachers, Postsecondary	103	\$32.19	\$24.78	\$28.08	\$37.22	\$66,950
25-2032	Career/Technical Education Teachers, Secondary School	117	-	-	-	-	\$94,990
47-2031	Carpenters	939	\$30.14	\$24.25	\$30.32	\$35.34	\$62,690
17-1021	Cartographers and Photogrammetrists	17	\$41.70	\$37.04	\$44.66	\$45.59	\$86,740
41-2011	Cashiers	1,792	\$17.33	\$15.13	\$16.14	\$17.70	\$36,050
47-2051	Cement Masons and Concrete Finishers	112	\$28.67	\$21.76	\$28.52	\$35.78	\$59,640
35-1011	Chefs and Head Cooks	117	\$24.45	\$18.50	\$21.61	\$29.78	\$50,850
19-4031	Chemical Technicians	14	\$26.51	\$19.85	\$26.08	\$33.93	\$55,150
19-2031	Chemists	71	\$45.82	\$36.31	\$44.77	\$54.76	\$95,310
11-1011	Chief Executives	42	\$109.43	\$80.79	\$99.48	-	\$227,610

SOC code	Bremerton-Silverdale, Washington MSA occupational title	Estimated employment	Average wage	Percentiles			Annual wage
				25th	50th	75th	
21-1021	Child, Family, and School Social Workers	225	\$29.92	\$23.59	\$30.17	\$34.11	\$62,230
29-1011	Chiropractors	27	\$45.53	\$29.15	\$46.13	\$67.76	\$94,710
17-3022	Civil Engineering Technologists and Technicians	54	\$35.95	\$31.13	\$37.51	\$37.51	\$74,780
17-2051	Civil Engineers	343	\$42.73	\$33.91	\$43.54	\$49.32	\$88,870
13-1031	Claims Adjusters, Examiners, and Investigators	58	\$38.74	\$29.04	\$37.48	\$45.29	\$80,570
53-7061	Cleaners of Vehicles and Equipment	189	\$18.67	\$15.50	\$16.71	\$20.67	\$38,840
21-2011	Clergy	12	\$31.69	\$26.48	\$30.59	\$38.03	\$65,910
19-3033	Clinical and Counseling Psychologists	-	\$33.23	\$23.87	\$27.82	\$35.68	\$69,110
29-2010	Clinical Laboratory Technologists and Technicians	90	\$31.21	\$22.29	\$27.02	\$36.93	\$64,910
27-2022	Coaches and Scouts	227	-	-	-	-	\$50,230
51-9124	Coating, Painting, and Spraying Machine Setters, Operators, and Tenders	123	\$25.68	\$20.12	\$22.36	\$28.24	\$53,400
21-1099	Community and Social Service Specialists, All Other	46	\$26.62	\$17.79	\$24.34	\$32.40	\$55,360
21-1094	Community Health Workers	100	\$26.70	\$21.75	\$23.76	\$28.86	\$55,530
13-1041	Compliance Officers	169	\$41.61	\$34.23	\$43.50	\$43.52	\$86,560
15-1221	Computer and Information Research Scientists	90	\$53.65	\$38.26	\$50.92	\$63.44	\$111,580
11-3021	Computer and Information Systems Managers	123	\$72.26	\$54.81	\$68.95	\$82.30	\$150,300
17-2061	Computer Hardware Engineers	51	\$54.45	\$46.33	\$53.35	\$57.58	\$113,260
15-1241	Computer Network Architects	38	\$54.88	\$45.96	\$48.49	\$60.45	\$114,160
15-1231	Computer Network Support Specialists	-	\$32.94	\$26.50	\$30.88	\$40.78	\$68,510
15-1299	Computer Occupations, All Other	572	\$48.94	\$42.12	\$47.73	\$54.76	\$101,780
15-1251	Computer Programmers	34	\$49.38	\$35.67	\$40.91	\$61.35	\$102,710
15-1211	Computer Systems Analysts	132	\$48.89	\$38.42	\$46.75	\$51.44	\$101,700
15-1232	Computer User Support Specialists	-	\$31.29	\$24.53	\$30.09	\$36.12	\$65,090
49-2011	Computer, Automated Teller, and Office Machine Repairers	32	\$22.81	\$17.97	\$22.22	\$24.38	\$47,450
47-4011	Construction and Building Inspectors	75	\$38.42	\$37.44	\$37.83	\$42.24	\$79,910
47-2061	Construction Laborers	618	\$24.92	\$18.74	\$22.70	\$29.14	\$51,840
11-9021	Construction Managers	154	\$49.93	\$37.00	\$47.25	\$60.52	\$103,860
35-2011	Cooks, Fast Food	218	\$16.07	\$14.81	\$16.09	\$16.87	\$33,430
35-2012	Cooks, Institution and Cafeteria	236	\$21.05	\$17.77	\$20.75	\$23.13	\$43,790
35-2014	Cooks, Restaurant	992	\$19.24	\$17.38	\$18.12	\$21.19	\$40,020
35-2015	Cooks, Short Order	77	\$17.34	\$16.48	\$17.36	\$17.85	\$36,080
33-3012	Correctional Officers and Jailers	98	\$32.48	\$30.67	\$32.90	\$37.16	\$67,550
13-1051	Cost Estimators	128	\$37.21	\$29.44	\$37.15	\$43.33	\$77,410
41-2021	Counter and Rental Clerks	378	\$18.53	\$15.03	\$17.24	\$21.40	\$38,530
43-5021	Couriers and Messengers	15	\$19.08	\$15.98	\$17.85	\$20.52	\$39,690
43-4031	Court, Municipal, and License Clerks	130	\$28.47	\$24.41	\$28.79	\$29.60	\$59,210
53-7021	Crane and Tower Operators	92	\$36.28	\$33.82	\$36.49	\$38.46	\$75,460
13-2041	Credit Analysts	28	\$38.97	\$30.20	\$31.23	\$46.57	\$81,060
25-4012	Curators	15	\$38.77	\$24.52	\$34.85	\$42.17	\$80,630
43-4051	Customer Service Representatives	895	\$19.94	\$15.97	\$17.96	\$22.44	\$41,470
43-9021	Data Entry Keyers	52	\$19.03	\$17.44	\$19.44	\$20.82	\$39,590
15-2051	Data Scientists	18	\$59.61	\$45.50	\$63.57	\$70.17	\$123,980
15-1243	Database Architects	-	\$57.08	\$45.08	\$50.49	\$61.89	\$118,730
41-9011	Demonstrators and Product Promoters	38	\$17.87	\$16.30	\$17.73	\$18.34	\$37,170
31-9091	Dental Assistants	446	\$23.54	\$21.71	\$23.04	\$26.54	\$48,950

SOC code	Bremerton-Silverdale, Washington MSA occupational title	Estimated employment	Average wage	Percentiles			Annual wage
				25th	50th	75th	
29-1292	Dental Hygienists	175	\$52.69	\$49.09	\$57.20	\$58.66	\$109,600
51-9081	Dental Laboratory Technicians	19	\$23.63	\$18.87	\$22.74	\$26.26	\$49,150
29-1021	Dentists, General	57	-	-	-	-	-
29-2032	Diagnostic Medical Sonographers	30	\$48.29	\$44.69	\$47.31	\$49.40	\$100,440
29-1031	Dietitians and Nutritionists	22	\$35.72	\$31.58	\$36.70	\$37.74	\$74,290
35-9011	Dining Room and Cafeteria Attendants and Bartender Helpers	236	\$16.53	\$15.04	\$15.97	\$16.70	\$34,390
35-9021	Dishwashers	422	\$16.95	\$15.17	\$16.34	\$16.77	\$35,260
43-5032	Dispatchers, Except Police, Fire, and Ambulance	113	\$26.33	\$19.61	\$25.32	\$32.12	\$54,760
17-3019	Drafters, All Other	18	\$30.58	\$24.03	\$27.79	\$31.33	\$63,600
53-3031	Driver/Sales Workers	168	\$21.65	\$16.38	\$22.05	\$23.86	\$45,030
47-2081	Drywall and Ceiling Tile Installers	58	\$30.34	\$25.00	\$29.22	\$38.01	\$63,110
27-3041	Editors	37	\$33.96	\$22.91	\$29.04	\$38.25	\$70,630
11-9039	Education Administrators, All Other	24	\$45.66	\$33.33	\$44.06	\$58.43	\$94,970
11-9032	Education Administrators, Kindergarten through Secondary	177	-	-	-	-	\$147,830
11-9031	Education and Childcare Administrators, Preschool and Daycare	25	\$25.46	\$19.34	\$22.80	\$28.73	\$52,970
25-9099	Educational Instruction and Library Workers, All Other	39	\$28.88	\$21.05	\$26.43	\$36.31	\$60,070
21-1012	Educational, Guidance, and Career Counselors and Advisors	126	\$44.24	\$34.74	\$46.08	\$52.37	\$92,030
17-3023	Electrical and Electronic Engineering Technologists and Technicians	294	\$43.35	\$35.14	\$42.17	\$50.54	\$90,170
17-2071	Electrical Engineers	190	\$45.81	\$36.29	\$45.52	\$51.95	\$95,290
49-9051	Electrical Power-Line Installers and Repairers	93	\$45.10	\$35.34	\$39.23	\$57.83	\$93,810
47-2111	Electricians	1,080	\$32.89	\$26.46	\$32.76	\$36.66	\$68,410
17-2072	Electronics Engineers, Except Computer	145	\$50.54	\$42.12	\$47.73	\$56.76	\$105,120
25-2021	Elementary School Teachers, Except Special Education	965	-	-	-	-	\$87,510
43-4061	Eligibility Interviewers, Government Programs	94	\$26.11	\$23.55	\$26.00	\$28.69	\$54,310
17-3029	Engineering Technologists and Technicians, Except Drafters, All Other	964	\$45.74	\$40.51	\$46.33	\$51.95	\$95,150
17-2199	Engineers, All Other	391	\$59.47	\$50.60	\$58.43	\$68.80	\$123,700
11-9072	Entertainment and Recreation Managers, Except Gambling	10	\$47.98	\$30.01	\$48.69	\$61.52	\$99,810
39-1014	Entertainment and Recreation Workers Supervisors, Except Gambling Services	41	\$25.32	\$19.32	\$22.58	\$28.28	\$52,670
17-2081	Environmental Engineers	85	\$51.06	\$41.56	\$50.54	\$58.90	\$106,200
19-4042	Environmental Science and Protection Technicians, Including Health	19	\$24.65	\$18.84	\$22.38	\$30.54	\$51,270
19-2041	Environmental Scientists and Specialists, Including Health	146	\$43.28	\$31.60	\$41.03	\$49.12	\$90,010
43-6011	Executive Secretaries and Executive Administrative Assistants	158	\$32.48	\$27.77	\$32.97	\$36.40	\$67,550
39-9031	Exercise Trainers and Group Fitness Instructors	184	\$28.62	\$17.50	\$22.94	\$30.48	\$59,520
11-3013	Facilities Managers	73	\$53.32	\$44.66	\$50.54	\$60.82	\$110,900
45-2092	Farmworkers and Laborers, Crop, Nursery, and Greenhouse	35	\$18.04	\$15.98	\$17.12	\$18.66	\$37,510
45-2093	Farmworkers, Farm, Ranch, and Aquacultural Animals	35	\$16.72	\$14.65	\$14.83	\$17.72	\$34,780
35-3023	Fast Food and Counter Workers	3,118	\$16.23	\$14.87	\$15.96	\$16.67	\$33,750
51-2051	Fiberglass Laminators and Fabricators	87	\$20.92	\$17.60	\$21.98	\$23.11	\$43,520
43-4071	File Clerks	-	\$17.39	\$15.19	\$15.89	\$18.16	\$36,170
13-2051	Financial and Investment Analysts	44	\$42.20	\$31.51	\$38.01	\$46.02	\$87,780
43-3099	Financial Clerks, All Other	16	\$23.38	\$17.65	\$22.10	\$28.29	\$48,640
11-3031	Financial Managers	189	\$70.63	\$49.91	\$64.58	\$82.81	\$146,900
13-2099	Financial Specialists, All Other	219	\$42.05	\$31.95	\$39.82	\$49.14	\$87,470
33-2011	Firefighters	264	\$39.00	\$30.07	\$39.96	\$48.30	\$81,120
47-1011	First-Line Supervisors of Construction Trades and Extraction Workers	798	\$42.78	\$37.11	\$44.29	\$47.63	\$88,970

SOC code	Bremerton-Silverdale, Washington MSA occupational title	Estimated employment	Average wage	Percentiles			Annual wage
				25th	50th	75th	
33-1021	First-Line Supervisors of Firefighting and Prevention Workers	127	\$56.81	\$52.98	\$56.80	\$59.77	\$118,170
35-1012	First-Line Supervisors of Food Preparation and Serving Workers	1,048	\$21.78	\$17.66	\$20.68	\$23.76	\$45,310
37-1011	First-Line Supervisors of Housekeeping and Janitorial Workers	59	\$26.57	\$20.28	\$24.55	\$32.44	\$55,260
37-1012	First-Line Supervisors of Landscaping, Lawn Service, and Groundskeeping Workers	66	\$29.72	\$22.56	\$28.38	\$37.19	\$61,820
49-1011	First-Line Supervisors of Mechanics, Installers, and Repairers	1,082	\$46.28	\$43.20	\$47.63	\$52.61	\$96,250
41-1012	First-Line Supervisors of Non-Retail Sales Workers	64	\$42.47	\$33.37	\$37.66	\$45.41	\$88,350
43-1011	First-Line Supervisors of Office and Administrative Support Workers	791	\$35.67	\$27.52	\$31.71	\$40.74	\$74,200
39-1022	First-Line Supervisors of Personal Service Workers	54	\$26.77	\$21.06	\$25.36	\$31.28	\$55,680
33-1012	First-Line Supervisors of Police and Detectives	108	\$54.84	\$50.86	\$52.54	\$59.82	\$114,080
51-1011	First-Line Supervisors of Production and Operating Workers	520	\$42.02	\$36.39	\$44.63	\$47.63	\$87,390
41-1011	First-Line Supervisors of Retail Sales Workers	837	\$26.03	\$20.16	\$24.54	\$29.34	\$54,150
33-1091	First-Line Supervisors of Security Workers	33	\$24.34	\$17.49	\$22.60	\$29.23	\$50,620
47-2042	Floor Layers, Except Carpet, Wood, and Hard Tiles	18	\$25.32	\$19.88	\$22.70	\$27.94	\$52,660
27-1023	Floral Designers	74	\$17.29	\$14.56	\$17.58	\$17.58	\$35,950
51-3092	Food Batchmakers	25	\$17.58	\$16.04	\$17.30	\$18.20	\$36,570
35-9099	Food Preparation and Serving Related Workers, All Other	46	\$17.72	\$14.49	\$14.49	\$20.00	\$36,850
35-2021	Food Preparation Workers	526	\$17.76	\$16.22	\$17.00	\$18.46	\$36,940
35-3041	Food Servers, Nonrestaurant	192	\$17.26	\$15.89	\$16.24	\$16.79	\$35,900
11-9051	Food Service Managers	78	\$46.01	\$35.06	\$46.51	\$50.28	\$95,700
19-4092	Forensic Science Technicians	12	\$31.11	\$28.42	\$28.92	\$35.62	\$64,700
13-1131	Fundraisers	49	\$26.25	\$18.69	\$23.18	\$30.00	\$54,600
11-1021	General and Operations Managers	1,489	\$57.34	\$37.29	\$51.87	\$67.08	\$119,260
19-2042	Geoscientists, Except Hydrologists and Geographers	20	\$46.04	\$34.33	\$47.73	\$56.76	\$95,750
27-1024	Graphic Designers	76	\$33.02	\$23.06	\$30.41	\$40.52	\$68,690
51-4033	Grind/Lap/Polish/Buf. Mach. Tool Setters, Oprs, & Tenders, Metal & Plastic	63	\$25.98	\$24.33	\$24.45	\$29.42	\$54,030
39-5012	Hairdressers, Hairstylists, and Cosmetologists	219	\$22.15	\$18.29	\$21.35	\$27.19	\$46,070
47-4041	Hazardous Materials Removal Workers	38	\$30.52	\$28.70	\$31.01	\$32.14	\$63,490
17-2111	Health and Safety Engineers, Except Mining Safety Engineers and Inspectors	16	\$51.90	\$41.38	\$55.09	\$65.11	\$107,950
21-1091	Health Education Specialists	16	\$33.28	\$27.98	\$30.62	\$37.12	\$69,230
29-2099	Health Technologists and Technicians, All Other	97	\$24.55	\$18.47	\$22.72	\$28.08	\$51,070
29-1299	Healthcare Diagnosing or Treating Practitioners, All Other	29	\$52.71	\$31.35	\$37.63	\$58.35	\$109,630
21-1022	Healthcare Social Workers	92	\$33.11	\$25.07	\$32.02	\$36.76	\$68,870
31-9099	Healthcare Support Workers, All Other	108	\$25.70	\$21.76	\$25.17	\$30.07	\$53,450
49-9021	Heating, Air Conditioning, and Refrigeration Mechanics and Installers	226	\$29.35	\$23.18	\$29.30	\$34.84	\$61,050
53-3032	Heavy and Tractor-Trailer Truck Drivers	400	\$26.82	\$23.65	\$27.11	\$29.65	\$55,790
49-9098	Helpers--Installation, Maintenance, and Repair Workers	26	\$19.31	\$17.44	\$19.19	\$21.06	\$40,170
51-9198	Helpers--Production Workers	48	\$18.55	\$16.86	\$18.31	\$20.60	\$38,590
47-4051	Highway Maintenance Workers	96	\$29.39	\$24.72	\$31.39	\$31.69	\$61,120
49-9031	Home Appliance Repairers	28	\$25.45	\$16.68	\$28.09	\$33.33	\$52,940
31-1120	Home Health and Personal Care Aides	2,366	\$17.95	\$15.64	\$17.82	\$19.03	\$37,340
35-9031	Hosts and Hostesses, Restaurant, Lounge, and Coffee Shop	261	\$16.39	\$14.57	\$16.02	\$16.84	\$34,090
43-4081	Hotel, Motel, and Resort Desk Clerks	98	\$16.34	\$15.20	\$15.93	\$17.21	\$33,980
43-4161	Human Resources Assistants, Except Payroll and Timekeeping	129	\$23.19	\$19.16	\$23.40	\$26.91	\$48,240

SOC code	Bremerton-Silverdale, Washington MSA occupational title	Estimated employment	Average wage	Percentiles			Annual wage
				25th	50th	75th	
11-3121	Human Resources Managers	62	\$68.26	\$56.13	\$65.23	\$78.92	\$141,970
13-1071	Human Resources Specialists	545	\$40.39	\$29.81	\$38.65	\$49.14	\$84,020
17-2112	Industrial Engineers	144	-	-	-	-	-
49-9041	Industrial Machinery Mechanics	220	\$35.39	\$30.32	\$36.66	\$41.45	\$73,610
11-3051	Industrial Production Managers	36	\$60.43	\$53.12	\$59.32	\$64.79	\$125,700
53-7051	Industrial Truck and Tractor Operators	78	\$22.23	\$17.12	\$21.04	\$29.18	\$46,240
43-4199	Information and Record Clerks, All Other	322	\$21.15	\$15.03	\$21.36	\$25.32	\$43,990
15-1212	Information Security Analysts	54	\$46.66	\$38.07	\$46.02	\$56.88	\$97,050
51-9061	Inspectors, Testers, Sorters, Samplers, and Weighers	189	\$31.77	\$26.30	\$32.14	\$38.65	\$66,090
49-9099	Installation, Maintenance, and Repair Workers, All Other	1,290	\$31.55	\$26.46	\$31.55	\$36.66	\$65,620
25-9031	Instructional Coordinators	84	\$40.26	\$30.93	\$41.00	\$50.82	\$83,750
47-2132	Insulation Workers, Mechanical	175	\$30.93	\$26.46	\$32.76	\$35.34	\$64,340
43-9041	Insurance Claims and Policy Processing Clerks	39	\$21.69	\$17.43	\$20.43	\$24.16	\$45,110
41-3021	Insurance Sales Agents	167	\$26.67	\$18.22	\$23.92	\$29.87	\$55,470
27-1025	Interior Designers	36	\$28.23	\$23.16	\$25.09	\$32.62	\$58,720
37-2011	Janitors and Cleaners, Except Maids and Housekeeping Cleaners	1,259	\$19.45	\$16.28	\$18.12	\$21.23	\$40,460
23-1023	Judges, Magistrate Judges, and Magistrates	32	\$78.38	\$52.26	\$55.54	-	\$163,030
25-2012	Kindergarten Teachers, Except Special Education	142	-	-	-	-	\$80,320
13-1075	Labor Relations Specialists	19	\$48.96	\$25.11	\$46.55	\$64.03	\$101,840
53-7062	Laborers and Freight, Stock, and Material Movers, Hand	1,081	\$19.99	\$15.81	\$18.04	\$22.84	\$41,590
37-3011	Landscaping and Groundskeeping Workers	678	\$20.58	\$17.68	\$18.51	\$23.10	\$42,810
51-6011	Laundry and Dry-Cleaning Workers	40	\$16.30	\$15.48	\$16.25	\$16.43	\$33,900
23-1011	Lawyers	189	\$61.66	\$41.94	\$53.08	\$72.66	\$128,250
43-6012	Legal Secretaries and Administrative Assistants	85	\$26.44	\$23.07	\$24.29	\$28.92	\$54,980
23-2099	Legal Support Workers, All Other	33	\$39.66	\$35.91	\$38.51	\$47.36	\$82,490
11-1031	Legislators	60	-	-	-	-	\$114,070
25-4022	Librarians and Media Collections Specialists	105	\$42.33	\$30.31	\$39.84	\$48.23	\$88,040
43-4121	Library Assistants, Clerical	73	\$20.29	\$18.41	\$18.41	\$23.26	\$42,210
29-2061	Licensed Practical and Licensed Vocational Nurses	205	\$31.97	\$29.55	\$30.96	\$36.78	\$66,500
53-3033	Light Truck Drivers	675	\$21.56	\$17.75	\$18.58	\$22.39	\$44,850
43-4131	Loan Interviewers and Clerks	148	\$23.93	\$21.13	\$23.01	\$27.80	\$49,770
13-2072	Loan Officers	232	\$41.22	\$23.51	\$29.98	\$44.95	\$85,740
11-9081	Lodging Managers	16	\$35.47	\$23.98	\$30.49	\$46.22	\$73,770
13-1081	Logisticians	388	\$43.21	\$35.82	\$43.14	\$49.89	\$89,880
51-4041	Machinists	340	\$31.76	\$27.57	\$33.10	\$36.41	\$66,070
29-2035	Magnetic Resonance Imaging Technologists	21	\$52.72	\$47.89	\$48.15	\$60.25	\$109,650
37-2012	Maids and Housekeeping Cleaners	359	\$16.70	\$15.37	\$16.51	\$16.87	\$34,730
43-9051	Mail Clerks and Mail Machine Operators, Except Postal Service	33	\$19.32	\$16.22	\$18.01	\$22.08	\$40,190
49-9071	Maintenance and Repair Workers, General	762	\$25.83	\$18.80	\$23.51	\$31.25	\$53,730
13-1111	Management Analysts	701	\$46.10	\$36.79	\$44.93	\$50.60	\$95,880
11-9199	Managers, All Other	217	\$65.84	\$54.48	\$62.87	\$76.94	\$136,940
17-2121	Marine Engineers and Naval Architects	180	\$48.50	\$43.52	\$47.45	\$54.76	\$100,870
13-1161	Market Research Analysts and Marketing Specialists	346	\$30.36	\$18.73	\$27.21	\$37.06	\$63,150
11-2021	Marketing Managers	-	\$63.32	\$43.95	\$53.73	\$78.53	\$131,700
31-9011	Massage Therapists	66	\$37.28	\$30.53	\$38.64	\$45.44	\$77,550

SOC code	Bremerton-Silverdale, Washington MSA occupational title	Estimated employment	Average wage	Percentiles			Annual wage
				25th	50th	75th	
15-2099	Mathematical Science Occupations, All Other	11	\$39.99	\$24.63	\$28.76	\$61.16	\$83,180
17-3013	Mechanical Drafters	18	\$29.52	\$24.45	\$29.90	\$30.46	\$61,400
17-2141	Mechanical Engineers	616	\$46.93	\$38.65	\$46.33	\$53.02	\$97,610
11-9111	Medical and Health Services Managers	127	\$58.55	\$37.49	\$51.65	\$67.96	\$121,780
31-9092	Medical Assistants	554	\$23.31	\$20.26	\$22.32	\$26.86	\$48,480
29-2072	Medical Records Specialists	120	\$23.28	\$18.31	\$22.30	\$26.15	\$48,420
43-6013	Medical Secretaries and Administrative Assistants	220	\$23.14	\$21.38	\$22.10	\$25.34	\$48,120
13-1121	Meeting, Convention, and Event Planners	43	\$27.91	\$22.94	\$25.97	\$33.37	\$58,060
21-1023	Mental Health and Substance Abuse Social Workers	39	\$28.86	\$23.47	\$29.47	\$34.11	\$60,020
27-1026	Merchandise Displayers and Window Trimmers	163	\$20.92	\$17.10	\$18.91	\$21.79	\$43,520
25-2022	Middle School Teachers, Except Special and Career/Technical Education	301	-	-	-	-	\$91,790
51-2090	Miscellaneous Assemblers and Fabricators	277	\$20.04	\$17.20	\$18.07	\$22.10	\$41,680
49-3042	Mobile Heavy Equipment Mechanics, Except Engines	145	\$30.88	\$28.38	\$30.46	\$35.40	\$64,240
51-9195	Molders, Shapers, and Casters, Except Metal and Plastic	18	\$26.15	\$18.31	\$26.50	\$31.55	\$54,380
39-4031	Morticians, Undertakers, and Funeral Arrangers	13	\$30.57	\$22.19	\$28.89	\$29.22	\$63,590
53-3099	Motor Vehicle Operators, All Other	59	\$28.90	\$27.56	\$31.01	\$32.14	\$60,100
49-3051	Motorboat Mechanics and Service Technicians	25	\$25.12	\$22.90	\$24.75	\$28.37	\$52,250
25-4013	Museum Technicians and Conservators	11	\$34.01	\$22.54	\$37.76	\$40.99	\$70,750
11-9121	Natural Sciences Managers	38	\$69.93	\$59.18	\$67.08	\$83.43	\$145,460
15-1244	Network and Computer Systems Administrators	79	\$44.43	\$36.38	\$42.83	\$51.50	\$92,420
29-1171	Nurse Practitioners	85	\$57.80	\$49.82	\$60.27	\$64.52	\$120,220
31-1131	Nursing Assistants	852	\$19.42	\$17.89	\$18.83	\$20.99	\$40,390
19-5011	Occupational Health and Safety Specialists	156	\$44.73	\$37.48	\$45.57	\$49.14	\$93,040
19-5012	Occupational Health and Safety Technicians	15	\$24.81	\$18.95	\$21.83	\$30.07	\$51,600
29-1122	Occupational Therapists	70	\$43.29	\$36.37	\$41.42	\$51.01	\$90,050
31-2011	Occupational Therapy Assistants	18	\$32.84	\$28.32	\$31.55	\$39.02	\$68,320
43-9199	Office and Administrative Support Workers, All Other	140	\$24.71	\$21.72	\$23.74	\$27.70	\$51,400
43-9061	Office Clerks, General	1,479	\$21.56	\$17.47	\$20.94	\$23.75	\$44,850
47-2073	Operating Engineers and Other Construction Equipment Operators	162	\$34.91	\$29.07	\$31.24	\$39.51	\$72,610
29-2057	Ophthalmic Medical Technicians	83	\$21.74	\$18.35	\$21.40	\$23.72	\$45,220
29-2081	Opticians, Dispensing	62	\$23.56	\$17.79	\$22.32	\$27.00	\$49,000
29-1041	Optometrists	36	\$58.98	\$39.26	\$53.99	\$70.78	\$122,680
43-4151	Order Clerks	18	\$19.79	\$16.51	\$17.36	\$21.89	\$41,170
49-3053	Outdoor Power Equipment and Other Small Engine Mechanics	12	\$22.97	\$16.01	\$21.74	\$28.45	\$47,770
53-7064	Packers and Packagers, Hand	208	\$19.18	\$15.61	\$18.63	\$20.73	\$39,890
47-2141	Painters, Construction and Maintenance	744	\$27.17	\$22.71	\$26.46	\$31.66	\$56,510
23-2011	Paralegals and Legal Assistants	189	\$29.11	\$23.41	\$27.82	\$31.41	\$60,560
29-2043	Paramedics	79	\$50.23	\$49.32	\$52.60	\$56.53	\$104,490
53-6021	Parking Attendants	45	\$16.05	\$14.72	\$15.31	\$17.01	\$33,380
41-2022	Parts Salespersons	163	\$19.50	\$16.71	\$17.36	\$21.78	\$40,570
43-3051	Payroll and Timekeeping Clerks	61	\$27.21	\$23.39	\$26.96	\$30.28	\$56,590
13-2052	Personal Financial Advisors	131	\$56.76	\$25.36	\$34.52	\$73.70	\$118,060
37-2021	Pest Control Workers	36	\$24.59	\$19.46	\$22.98	\$28.07	\$51,160
29-1051	Pharmacists	174	\$66.24	\$61.84	\$65.22	\$79.35	\$137,780
31-9095	Pharmacy Aides	33	\$19.10	\$16.32	\$16.97	\$22.31	\$39,730

SOC code	Bremerton-Silverdale, Washington MSA occupational title	Estimated employment	Average wage	Percentiles			Annual wage
				25th	50th	75th	
29-2052	Pharmacy Technicians	218	\$23.02	\$19.40	\$23.00	\$24.87	\$47,880
27-4021	Photographers	26	\$18.99	\$14.49	\$17.00	\$22.19	\$39,510
19-2099	Physical Scientists, All Other	14	\$57.20	\$50.55	\$54.76	\$61.77	\$118,970
31-2021	Physical Therapist Assistants	50	\$28.02	\$24.06	\$28.16	\$31.63	\$58,280
29-1123	Physical Therapists	131	\$46.07	\$38.73	\$45.91	\$51.37	\$95,820
29-1071	Physician Assistants	75	\$67.09	\$58.29	\$63.59	\$78.02	\$139,550
29-1229	Physicians, All Other	144	\$117.97	\$83.63	\$109.41	-	\$245,380
47-2151	Pipelayers	49	\$32.37	\$28.21	\$31.27	\$40.07	\$67,340
47-2152	Plumbers, Pipefitters, and Steamfitters	1,009	\$32.24	\$26.46	\$31.40	\$36.00	\$67,070
33-3051	Police and Sheriff's Patrol Officers	327	\$40.66	\$36.87	\$44.15	\$44.95	\$84,570
43-5051	Postal Service Clerks	65	\$26.63	\$23.62	\$25.57	\$29.74	\$55,380
43-5052	Postal Service Mail Carriers	232	\$26.70	\$19.42	\$25.68	\$33.91	\$55,540
11-9131	Postmasters and Mail Superintendents	16	\$41.01	\$37.19	\$40.80	\$43.87	\$85,300
25-2011	Preschool Teachers, Except Special Education	220	\$17.89	\$16.53	\$16.98	\$18.94	\$37,210
51-5112	Printing Press Operators	25	\$19.80	\$16.38	\$17.33	\$22.51	\$41,180
21-1092	Probation Officers and Correctional Treatment Specialists	46	\$35.32	\$32.10	\$35.43	\$39.82	\$73,470
43-3061	Procurement Clerks	137	\$26.30	\$23.74	\$26.91	\$28.49	\$54,700
27-2012	Producers and Directors	24	\$37.47	\$25.46	\$37.56	\$45.68	\$77,940
51-9199	Production Workers, All Other	91	\$25.80	\$18.57	\$27.71	\$27.71	\$53,670
43-5061	Production, Planning, and Expediting Clerks	584	\$32.41	\$20.01	\$30.98	\$45.68	\$67,410
13-1082	Project Management Specialists	200	\$45.88	\$34.19	\$46.08	\$55.54	\$95,430
13-2020	Property Appraisers and Assessors	24	\$42.12	\$29.42	\$38.40	\$62.59	\$87,610
11-9141	Property, Real Estate, and Community Association Managers	56	-	-	-	-	-
33-9099	Protective Service Workers, All Other	149	\$20.36	\$14.49	\$21.27	\$23.48	\$42,340
11-2032	Public Relations Managers	17	\$54.72	\$38.86	\$44.25	\$61.14	\$113,820
27-3031	Public Relations Specialists	76	\$41.58	\$31.20	\$39.64	\$50.54	\$86,490
43-5031	Public Safety Telecommunicators	63	\$33.25	\$30.54	\$31.30	\$39.72	\$69,170
11-3061	Purchasing Managers	29	\$64.51	\$52.94	\$65.10	\$71.02	\$134,190
49-2021	Radio, Cellular, and Tower Equipment Installers and Repairers	12	\$37.83	\$30.01	\$30.01	\$42.61	\$78,690
29-2034	Radiologic Technologists and Technicians	73	\$38.55	\$30.05	\$36.76	\$45.39	\$80,190
41-9022	Real Estate Sales Agents	89	\$36.15	\$27.78	\$35.60	\$41.57	\$75,190
43-4171	Receptionists and Information Clerks	789	\$18.58	\$16.58	\$17.72	\$20.76	\$38,650
39-9032	Recreation Workers	122	\$18.85	\$16.34	\$16.50	\$19.14	\$39,200
49-3092	Recreational Vehicle Service Technicians	52	\$23.37	\$22.45	\$22.45	\$25.92	\$48,610
29-1141	Registered Nurses	1,296	\$46.69	\$37.95	\$47.26	\$51.06	\$97,110
21-1015	Rehabilitation Counselors	144	\$22.93	\$19.86	\$22.35	\$23.50	\$47,690
39-9041	Residential Advisors	30	\$21.55	\$17.75	\$20.47	\$24.56	\$44,830
41-2031	Retail Salespersons	2,821	\$18.39	\$15.34	\$16.51	\$18.00	\$38,250
49-9096	Riggers	534	\$31.82	\$27.06	\$32.76	\$36.62	\$66,180
47-2181	Roofers	146	\$29.09	\$24.06	\$28.36	\$33.61	\$60,510
53-5011	Sailors and Marine Oilers	142	\$31.11	\$27.07	\$32.49	\$34.21	\$64,700
41-9099	Sales and Related Workers, All Other	14	-	-	-	-	-
11-2022	Sales Managers	135	\$76.81	\$49.21	\$73.98	\$100.58	\$159,770
41-4011	Sales Representatives, Wholesale & Manufacturing, Technical & Scientific Products	51	\$45.29	\$28.58	\$42.50	\$47.12	\$94,210

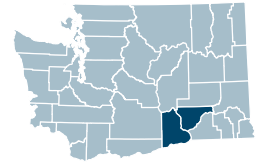
SOC code	Bremerton-Silverdale, Washington MSA occupational title	Estimated employment	Average wage	Percentiles			Annual wage
				25th	50th	75th	
41-3091	Sales Reps. of Svcs., Exc. Advertising, Insurance, Financial Svcs., & Travel	287	\$36.92	\$24.37	\$29.75	\$46.26	\$76,790
41-4012	Sales Reps/Wholesale/Mfg, Except Tech/Science Products	372	\$37.70	\$25.17	\$33.79	\$44.20	\$78,410
51-7041	Sawing Machine Setters, Operators, and Tenders, Wood	19	\$22.79	\$21.28	\$21.28	\$22.40	\$47,410
19-3034	School Psychologists	45	\$50.00	\$48.51	\$49.67	\$57.99	\$103,990
25-2031	Secondary School Teachers, Except Special and Career/Technical Education	437	-	-	-	-	\$91,800
43-6014	Secretaries and Administrative Assistants, Except Legal, Medical, and Executive	952	\$24.29	\$20.20	\$23.89	\$28.49	\$50,530
41-3031	Securities, Commodities, and Financial Services Sales Agents	142	\$33.56	\$23.20	\$29.17	\$38.47	\$69,800
49-2098	Security and Fire Alarm Systems Installers	17	\$32.08	\$24.29	\$31.00	\$41.12	\$66,720
33-9032	Security Guards	536	\$19.26	\$15.76	\$16.93	\$21.63	\$40,070
25-3021	Self-Enrichment Teachers	176	\$21.54	\$17.03	\$20.81	\$23.00	\$44,800
51-9012	Separate/Filter/Clarify/Precipitate /Still Machine Setters/Operators/Tenders	32	\$23.95	\$19.83	\$22.92	\$23.90	\$49,820
47-4071	Septic Tank Servicers and Sewer Pipe Cleaners	55	\$28.56	\$24.67	\$27.89	\$31.50	\$59,400
51-6031	Sewing Machine Operators	54	\$18.80	\$15.37	\$17.19	\$17.75	\$39,110
47-2211	Sheet Metal Workers	203	\$33.17	\$29.12	\$33.59	\$36.66	\$69,000
43-5071	Shipping, Receiving, and Inventory Clerks	288	\$22.25	\$17.52	\$20.83	\$27.06	\$46,280
53-3053	Shuttle Drivers and Chauffeurs	151	\$19.80	\$15.82	\$19.69	\$25.45	\$41,180
39-5094	Skincare Specialists	53	\$37.97	\$21.88	\$27.00	\$36.23	\$78,980
11-9151	Social and Community Service Managers	63	\$37.08	\$29.28	\$35.22	\$44.85	\$77,130
21-1093	Social and Human Service Assistants	129	\$20.14	\$16.19	\$17.80	\$23.23	\$41,900
15-1252	Software Developers	542	\$63.91	\$49.45	\$71.03	\$75.41	\$132,930
25-2052	Special Education Teachers, Kindergarten and Elementary School	118	-	-	-	-	\$85,570
25-2057	Special Education Teachers, Middle School	47	-	-	-	-	\$85,880
25-2051	Special Education Teachers, Preschool	26	-	-	-	-	\$88,870
25-2058	Special Education Teachers, Secondary School	79	-	-	-	-	\$88,480
29-1127	Speech-Language Pathologists	111	\$42.62	\$37.60	\$40.24	\$49.80	\$88,650
53-7065	Stockers and Order Fillers	1,556	\$19.14	\$17.08	\$17.63	\$21.00	\$39,820
51-2041	Structural Metal Fabricators and Fitters	66	\$30.81	\$29.40	\$29.58	\$35.64	\$64,090
21-1018	Substance abuse, behavioral disorder, and mental health counselors	333	\$26.89	\$20.62	\$23.24	\$30.47	\$55,940
25-3031	Substitute Teachers, Short-Term	418	\$19.24	\$18.14	\$19.49	\$19.50	\$40,020
17-3031	Surveying and Mapping Technicians	29	\$26.82	\$23.01	\$27.61	\$29.73	\$55,790
17-1022	Surveyors	36	\$42.09	\$35.87	\$38.17	\$45.25	\$87,540
25-3099	Teachers and Instructors, All Other	199	-	-	-	-	\$86,550
25-9045	Teaching Assistants, Except Postsecondary	1,228	-	-	-	-	\$44,860
27-3042	Technical Writers	20	\$42.22	\$33.41	\$43.56	\$50.17	\$87,830
49-2022	Telecommunications Equipment Installers and Repairers, Except Line Installers	60	\$32.00	\$27.40	\$36.66	\$36.85	\$66,560
43-3071	Tellers	301	\$20.71	\$18.23	\$19.64	\$21.85	\$43,070
47-2044	Tile and Stone Setters	45	\$29.03	\$24.34	\$30.32	\$35.34	\$60,380
49-3093	Tire Repairers and Changers	64	\$18.47	\$15.68	\$17.68	\$19.70	\$38,410
39-7010	Tour and travel guides	36	\$20.29	\$16.84	\$17.00	\$23.52	\$42,200
13-1151	Training and Development Specialists	100	\$37.82	\$25.77	\$36.25	\$48.85	\$78,670
11-3071	Transportation, Storage, and Distribution Managers	30	\$55.05	\$47.30	\$55.09	\$60.09	\$114,510
53-1047	Transportation/ Material-Moving Supervisors/No Aircraft Cargo Handling Supervisors	294	\$31.35	\$21.79	\$27.94	\$40.86	\$65,210

SOC code	Bremerton-Silverdale, Washington MSA occupational title	Estimated employment	Average wage	Percentiles			Annual wage
				25th	50th	75th	
19-3051	Urban and Regional Planners	95	\$41.66	\$35.99	\$40.00	\$46.74	\$86,660
29-1131	Veterinarians	80	\$58.16	\$47.05	\$60.51	\$67.49	\$120,970
31-9096	Veterinary Assistants and Laboratory Animal Caretakers	155	\$18.22	\$17.36	\$17.75	\$18.18	\$37,890
29-2056	Veterinary Technologists and Technicians	92	\$24.91	\$21.90	\$23.80	\$26.74	\$51,820
35-3031	Waiters and Waitresses	1,221	\$22.05	\$15.12	\$17.22	\$27.17	\$45,870
51-8031	Water and Wastewater Treatment Plant and System Operators	108	\$33.79	\$29.80	\$34.19	\$38.09	\$70,280
15-1255	Web and Digital Interface Designers	59	\$39.61	\$26.96	\$38.10	\$49.12	\$82,380
15-1254	Web Developers	42	\$32.95	\$21.09	\$25.00	\$46.58	\$68,540
51-4121	Welders, Cutters, Solderers, and Brazers	668	\$31.67	\$26.46	\$31.55	\$36.59	\$65,870
27-3043	Writers and Authors	12	\$37.58	\$28.77	\$37.48	\$47.21	\$78,170
19-1023	Zoologists and Wildlife Biologists	59	\$41.13	\$29.11	\$37.58	\$48.33	\$85,560

Kennewick-Richland, Washington MSA

2023 Occupational Employment and Wage Estimates

Includes Benton and Franklin counties



SOC code	Kennewick-Richland, Washington MSA occupational title	Estimated employment	Average wage	Percentiles			Annual wage
				25th	50th	75th	
13-2011	Accountants and Auditors	882	\$42.28	\$31.38	\$38.29	\$49.55	\$87,940
25-3011	Adult Basic, Adult Secondary Education, & English as a Second Language Instructors	47	\$31.82	\$24.56	\$31.62	\$31.62	\$66,190
41-3011	Advertising Sales Agents	45	\$35.44	\$20.91	\$28.57	\$45.06	\$73,720
17-2011	Aerospace Engineers	22	\$56.43	\$43.08	\$60.00	\$60.00	\$117,370
45-2011	Agricultural Inspectors	102	\$20.33	\$17.30	\$17.30	\$22.64	\$42,290
19-4012	Agricultural Technicians	22	\$21.08	\$18.17	\$20.63	\$22.19	\$43,850
49-3011	Aircraft Mechanics and Service Technicians	12	\$32.45	\$24.14	\$31.14	\$40.62	\$67,490
39-3091	Amusement and Recreation Attendants	168	\$15.86	\$15.07	\$15.78	\$16.48	\$33,000
39-2021	Animal Caretakers	156	\$18.75	\$15.05	\$16.13	\$23.95	\$39,000
39-2011	Animal Trainers	19	\$17.24	\$16.48	\$16.48	\$16.48	\$35,850
19-3091	Anthropologists and Archeologists	12	\$39.65	\$29.46	\$40.75	\$51.10	\$82,470
17-1011	Architects, Except Landscape and Naval	32	\$47.83	\$36.62	\$46.95	\$57.37	\$99,480
17-3011	Architectural and Civil Drafters	73	\$32.58	\$25.00	\$30.87	\$36.87	\$67,770
11-9041	Architectural and Engineering Managers	279	\$82.91	\$66.94	\$81.53	\$100.06	\$172,450
25-4011	Archivists	14	-	-	-	-	-
53-6031	Automotive and Watercraft Service Attendants	180	\$16.87	\$15.61	\$16.61	\$17.10	\$35,090
49-3021	Automotive Body and Related Repairers	79	\$27.04	\$21.63	\$22.87	\$31.29	\$56,230
49-3022	Automotive Glass Installers and Repairers	36	\$21.65	\$15.82	\$17.93	\$21.65	\$45,020
49-3023	Automotive Service Technicians and Mechanics	601	\$25.33	\$18.15	\$23.30	\$29.43	\$52,690
51-3011	Bakers	181	\$17.93	\$15.93	\$17.11	\$18.64	\$37,300
35-3011	Bartenders	579	\$22.27	\$15.00	\$17.21	\$28.42	\$46,310
43-3011	Bill and Account Collectors	91	\$22.16	\$19.29	\$19.82	\$24.73	\$46,090
43-3021	Billing and Posting Clerks	399	\$22.40	\$18.72	\$21.81	\$24.45	\$46,590
19-1029	Biological Scientists, All Other	42	-	-	-	-	-
19-4021	Biological Technicians	103	\$23.64	\$18.45	\$23.55	\$24.72	\$49,160
43-3031	Bookkeeping, Accounting, and Auditing Clerks	1,084	\$24.39	\$20.43	\$23.19	\$26.98	\$50,730
47-2021	Brickmasons and Blockmasons	112	\$32.01	\$24.16	\$30.97	\$39.99	\$66,580
13-2031	Budget Analysts	12	\$39.29	\$26.31	\$44.94	\$49.60	\$81,730
49-3031	Bus and Truck Mechanics and Diesel Engine Specialists	206	\$29.13	\$23.55	\$29.16	\$34.06	\$60,580
53-3051	Bus Drivers, School	447	\$24.33	\$22.36	\$24.19	\$24.90	\$50,610
53-3052	Bus Drivers, Transit and Intercity	256	\$27.38	\$25.15	\$29.24	\$29.24	\$56,950
13-1199	Business Operations Specialists, All Other	1,207	\$44.62	\$30.17	\$39.40	\$60.37	\$92,810
51-3021	Butchers and Meat Cutters	104	\$19.64	\$16.14	\$18.46	\$22.81	\$40,860
13-1020	Buyers and Purchasing Agents	445	\$39.63	\$29.84	\$37.73	\$47.61	\$82,440
51-7011	Cabinetmakers and Bench Carpenters	22	\$22.37	\$19.79	\$22.19	\$23.07	\$46,530
25-2023	Career/Technical Education Teachers, Middle School	19	-	-	-	-	\$86,160
25-2032	Career/Technical Education Teachers, Secondary School	165	-	-	-	-	\$89,240
47-2031	Carpenters	1,163	\$33.58	\$23.47	\$30.05	\$40.57	\$69,850
17-1021	Cartographers and Photogrammetrists	17	\$40.09	\$35.12	\$40.07	\$44.30	\$83,390

SOC code	Kennewick-Richland, Washington MSA occupational title	Estimated employment	Average wage	Percentiles			Annual wage
				25th	50th	75th	
41-2011	Cashiers	2,456	\$16.29	\$14.92	\$15.33	\$16.81	\$33,890
47-2051	Cement Masons and Concrete Finishers	261	\$29.53	\$23.25	\$28.34	\$31.20	\$61,420
17-2041	Chemical Engineers	257	\$63.02	\$47.66	\$62.47	\$79.38	\$131,090
51-9011	Chemical Equipment Operators and Tenders	168	\$29.11	\$22.93	\$24.26	\$30.17	\$60,540
19-4031	Chemical Technicians	87	\$29.00	\$22.27	\$26.42	\$33.55	\$60,320
11-1011	Chief Executives	72	\$129.53	\$81.82	\$109.89	-	\$269,420
21-1021	Child, Family, and School Social Workers	258	\$29.90	\$24.03	\$29.05	\$34.96	\$62,190
39-9011	Childcare Workers	239	\$17.00	\$15.11	\$16.09	\$16.35	\$35,370
29-1011	Chiropractors	46	\$40.30	\$22.63	\$30.71	\$46.93	\$83,820
17-3022	Civil Engineering Technologists and Technicians	93	\$34.49	\$29.14	\$31.57	\$40.07	\$71,740
17-2051	Civil Engineers	611	\$47.08	\$35.17	\$46.23	\$57.59	\$97,920
13-1031	Claims Adjusters, Examiners, and Investigators	-	\$36.45	\$29.33	\$35.58	\$40.57	\$75,810
53-7061	Cleaners of Vehicles and Equipment	569	\$17.56	\$15.31	\$17.07	\$18.64	\$36,520
21-2011	Clergy	13	\$34.22	\$29.03	\$31.07	\$36.88	\$71,180
19-3033	Clinical and Counseling Psychologists	32	\$54.95	\$47.66	\$47.66	\$55.83	\$114,300
29-2010	Clinical Laboratory Technologists and Technicians	232	\$28.39	\$19.11	\$25.44	\$37.34	\$59,040
27-2022	Coaches and Scouts	272	-	-	-	-	\$45,710
51-9124	Coating, Painting, and Spraying Machine Setters, Operators, and Tenders	54	\$24.54	\$18.23	\$20.79	\$22.72	\$51,040
53-2012	Commercial Pilots	23	-	-	-	-	\$87,930
25-1122	Communications Teachers, Postsecondary	14	-	-	-	-	\$73,390
21-1099	Community and Social Service Specialists, All Other	62	\$29.17	\$18.64	\$25.72	\$40.32	\$60,680
21-1094	Community Health Workers	50	\$23.06	\$17.66	\$23.08	\$25.46	\$47,950
13-1141	Compensation, Benefits, and Job Analysis Specialists	36	\$40.51	\$29.70	\$39.53	\$46.24	\$84,260
13-1041	Compliance Officers	341	\$42.34	\$30.14	\$39.69	\$52.47	\$88,060
11-3021	Computer and Information Systems Managers	125	\$77.60	\$62.70	\$74.78	\$95.23	\$161,410
15-1241	Computer Network Architects	62	\$57.60	\$45.46	\$59.25	\$64.54	\$119,810
15-1231	Computer Network Support Specialists	51	\$39.84	\$32.37	\$38.15	\$46.06	\$82,870
51-9161	Computer Numerically Controlled Tool Operators	20	\$27.69	\$21.38	\$21.39	\$45.75	\$57,600
15-1299	Computer Occupations, All Other	230	\$47.81	\$29.54	\$48.02	\$62.07	\$99,450
15-1251	Computer Programmers	20	\$45.95	\$35.45	\$39.52	\$56.96	\$95,580
15-1211	Computer Systems Analysts	216	\$48.19	\$37.82	\$46.41	\$59.06	\$100,240
15-1232	Computer User Support Specialists	435	\$35.63	\$24.05	\$29.03	\$41.74	\$74,110
49-2011	Computer, Automated Teller, and Office Machine Repairers	35	\$21.56	\$17.89	\$22.05	\$23.49	\$44,850
19-1031	Conservation Scientists	16	\$36.06	\$28.87	\$33.30	\$38.17	\$75,000
47-4011	Construction and Building Inspectors	101	\$35.85	\$30.91	\$37.28	\$39.58	\$74,560
47-2061	Construction Laborers	1,479	\$26.06	\$20.78	\$23.53	\$30.44	\$54,200
11-9021	Construction Managers	273	\$57.65	\$46.41	\$59.17	\$66.89	\$119,910
49-9012	Control and Valve Installers and Repairers, Except Mechanical Door	24	\$32.42	\$19.77	\$25.52	\$50.77	\$67,430
35-2011	Cooks, Fast Food	335	\$16.14	\$14.92	\$16.49	\$16.77	\$33,570
35-2012	Cooks, Institution and Cafeteria	323	\$19.30	\$17.39	\$19.34	\$21.20	\$40,140
35-2014	Cooks, Restaurant	931	\$18.97	\$17.16	\$18.04	\$21.05	\$39,460
33-3012	Correctional Officers and Jailers	542	\$28.42	\$25.18	\$29.66	\$30.55	\$59,100
13-1051	Cost Estimators	279	\$41.01	\$29.32	\$38.02	\$48.31	\$85,300
41-2021	Counter and Rental Clerks	416	\$18.67	\$16.07	\$17.33	\$21.87	\$38,830
43-5021	Couriers and Messengers	54	\$16.90	\$14.86	\$15.95	\$16.93	\$35,150

SOC code	Kennewick-Richland, Washington MSA occupational title	Estimated employment	Average wage	Percentiles			Annual wage
				25th	50th	75th	
53-7021	Crane and Tower Operators	40	\$42.59	\$38.93	\$44.55	\$44.55	\$88,590
13-2041	Credit Analysts	45	\$50.26	\$30.00	\$40.11	\$49.38	\$104,540
43-4051	Customer Service Representatives	1,671	\$20.55	\$16.83	\$18.70	\$22.48	\$42,730
51-9032	Cutting and Slicing Machine Setters, Operators, and Tenders	130	\$18.99	\$15.95	\$17.41	\$22.23	\$39,510
43-9021	Data Entry Keyers	63	\$20.06	\$16.37	\$18.10	\$22.94	\$41,730
15-1243	Database Architects	17	\$64.39	\$58.94	\$61.25	\$74.68	\$133,930
41-9011	Demonstrators and Product Promoters	427	\$16.24	\$14.55	\$15.14	\$17.20	\$33,790
31-9091	Dental Assistants	478	\$23.60	\$22.35	\$22.80	\$23.68	\$49,080
29-1292	Dental Hygienists	258	\$48.45	\$47.15	\$48.84	\$56.56	\$100,780
51-9081	Dental Laboratory Technicians	21	\$24.75	\$18.77	\$22.91	\$29.57	\$51,470
29-1021	Dentists, General	104	-	-	-	-	-
29-2032	Diagnostic Medical Sonographers	130	\$44.20	\$39.61	\$42.56	\$51.77	\$91,940
29-1031	Dietitians and Nutritionists	38	\$33.71	\$30.34	\$32.62	\$39.19	\$70,120
35-9011	Dining Room and Cafeteria Attendants and Bartender Helpers	216	\$16.34	\$14.50	\$15.12	\$16.47	\$33,980
35-9021	Dishwashers	354	\$17.35	\$15.12	\$16.53	\$17.48	\$36,090
43-5032	Dispatchers, Except Police, Fire, and Ambulance	177	\$25.72	\$17.96	\$23.44	\$31.10	\$53,500
53-3031	Driver/Sales Workers	351	\$22.73	\$17.71	\$21.79	\$24.92	\$47,280
47-2081	Drywall and Ceiling Tile Installers	224	\$31.70	\$24.79	\$29.92	\$38.24	\$65,930
27-3041	Editors	42	\$46.04	\$27.30	\$37.77	\$51.81	\$95,760
11-9039	Education Administrators, All Other	21	\$47.10	\$28.89	\$44.61	\$65.03	\$97,960
11-9032	Education Administrators, Kindergarten through Secondary	267	-	-	-	-	\$133,780
11-9033	Education Administrators, Postsecondary	51	\$50.09	\$38.00	\$46.78	\$50.72	\$104,190
11-9031	Education and Childcare Administrators, Preschool and Daycare	51	\$25.75	\$20.19	\$23.12	\$29.21	\$53,550
25-9099	Educational Instruction and Library Workers, All Other	50	\$30.12	\$24.56	\$30.03	\$36.22	\$62,650
21-1012	Educational, Guidance, and Career Counselors and Advisors	217	\$40.09	\$31.53	\$39.12	\$49.82	\$83,400
17-3023	Electrical and Electronic Engineering Technologists and Technicians	91	\$35.01	\$27.22	\$34.97	\$39.76	\$72,820
49-2094	Electrical and Electronics Repairers, Commercial and Industrial Equipment	35	\$39.37	\$30.15	\$36.26	\$46.28	\$81,900
49-2095	Electrical and Electronics Repairers, Powerhouse, Substation, and Relay	30	\$51.44	\$48.81	\$53.58	\$53.92	\$107,000
17-2071	Electrical Engineers	365	\$60.11	\$49.65	\$60.34	\$71.39	\$125,020
49-9051	Electrical Power-Line Installers and Repairers	125	\$53.07	\$51.17	\$53.08	\$56.31	\$110,380
51-2028	Electrical/Electronic/Electromechanical Assemblers Only	47	\$22.04	\$18.10	\$20.99	\$23.32	\$45,830
47-2111	Electricians	882	\$41.34	\$32.06	\$46.38	\$48.59	\$86,000
17-2072	Electronics Engineers, Except Computer	45	\$64.25	\$57.89	\$68.23	\$74.87	\$133,650
25-2021	Elementary School Teachers, Except Special Education	1,575	-	-	-	-	\$82,130
43-4061	Eligibility Interviewers, Government Programs	117	\$27.02	\$24.16	\$26.69	\$30.16	\$56,190
29-2042	Emergency Medical Technicians	235	\$31.79	\$16.00	\$21.45	\$50.86	\$66,130
17-3029	Engineering Technologists and Technicians, Except Drafters, All Other	46	\$32.14	\$21.92	\$29.57	\$35.20	\$66,850
17-2199	Engineers, All Other	271	\$56.99	\$45.37	\$55.95	\$69.37	\$118,550
25-1123	English Language and Literature Teachers, Postsecondary	35	-	-	-	-	\$69,260
39-1014	Entertainment and Recreation Workers Supervisors, Except Gambling Services	33	\$26.86	\$18.49	\$23.78	\$34.50	\$55,870
17-2081	Environmental Engineers	259	\$53.74	\$39.42	\$51.94	\$62.20	\$111,780
19-4042	Environmental Science and Protection Technicians, Including Health	138	\$44.37	\$40.52	\$47.11	\$47.11	\$92,290
19-2041	Environmental Scientists and Specialists, Including Health	268	\$47.73	\$34.97	\$47.91	\$60.14	\$99,270
43-6011	Executive Secretaries and Executive Administrative Assistants	278	\$33.23	\$31.02	\$34.36	\$36.00	\$69,110

SOC code	Kennewick-Richland, Washington MSA occupational title	Estimated employment	Average wage	Percentiles			Annual wage
				25th	50th	75th	
39-9031	Exercise Trainers and Group Fitness Instructors	285	\$22.74	\$18.92	\$22.39	\$25.52	\$47,300
11-3013	Facilities Managers	67	\$72.62	\$58.46	\$80.93	\$80.93	\$151,060
29-1215	Family Medicine Physicians	-	\$102.14	\$86.84	\$107.65	\$112.21	\$212,450
49-3041	Farm Equipment Mechanics and Service Technicians	140	\$25.94	\$22.67	\$23.48	\$28.77	\$53,960
45-2092	Farmworkers and Laborers, Crop, Nursery, and Greenhouse	1,880	\$16.78	\$15.43	\$16.52	\$17.27	\$34,900
45-2093	Farmworkers, Farm, Ranch, and Aquacultural Animals	59	\$21.71	\$15.37	\$20.00	\$29.38	\$45,150
35-3023	Fast Food and Counter Workers	4,243	\$16.47	\$14.88	\$15.98	\$17.18	\$34,250
43-4071	File Clerks	68	\$17.35	\$14.49	\$14.49	\$21.67	\$36,080
13-2051	Financial and Investment Analysts	80	\$48.74	\$32.13	\$40.58	\$65.36	\$101,380
11-3031	Financial Managers	256	\$73.88	\$56.89	\$65.55	\$81.98	\$153,670
13-2054	Financial Risk Specialists	14	\$45.57	\$34.71	\$38.31	\$55.73	\$94,780
13-2099	Financial Specialists, All Other	79	\$36.64	\$23.61	\$26.41	\$45.47	\$76,210
33-2021	Fire Inspectors and Investigators	19	\$54.03	\$48.69	\$52.26	\$57.93	\$112,390
33-2011	Firefighters	233	\$36.66	\$29.97	\$36.42	\$42.81	\$76,260
47-1011	First-Line Supervisors of Construction Trades and Extraction Workers	1,056	\$45.10	\$36.54	\$47.15	\$52.07	\$93,800
33-1011	First-Line Supervisors of Correctional Officers	112	\$37.54	\$35.01	\$36.01	\$39.27	\$78,080
45-1011	First-Line Supervisors of Farming, Fishing, and Forestry Workers	197	\$25.43	\$18.94	\$22.38	\$30.60	\$52,900
33-1021	First-Line Supervisors of Firefighting and Prevention Workers	117	\$49.96	\$41.44	\$45.78	\$52.11	\$103,920
35-1012	First-Line Supervisors of Food Preparation and Serving Workers	1,260	\$21.69	\$17.42	\$20.53	\$23.49	\$45,120
37-1011	First-Line Supervisors of Housekeeping and Janitorial Workers	82	\$25.35	\$18.78	\$23.82	\$29.94	\$52,720
37-1012	First-Line Supervisors of Landscaping, Lawn Service, and Groundskeeping Workers	107	\$30.46	\$23.12	\$27.89	\$37.08	\$63,360
49-1011	First-Line Supervisors of Mechanics, Installers, and Repairers	613	\$40.41	\$29.95	\$37.18	\$48.12	\$84,050
41-1012	First-Line Supervisors of Non-Retail Sales Workers	178	\$36.06	\$22.75	\$31.43	\$43.07	\$75,000
43-1011	First-Line Supervisors of Office and Administrative Support Workers	989	\$34.67	\$26.68	\$30.68	\$38.78	\$72,110
39-1022	First-Line Supervisors of Personal Service Workers	31	\$26.43	\$20.09	\$23.49	\$30.16	\$54,970
33-1012	First-Line Supervisors of Police and Detectives	81	\$58.72	\$51.81	\$59.09	\$64.39	\$122,140
51-1011	First-Line Supervisors of Production and Operating Workers	657	\$38.35	\$27.06	\$34.59	\$47.73	\$79,760
33-1099	First-Line Supervisors of Protective Service Workers, All Other	26	\$33.49	\$26.96	\$30.35	\$40.28	\$69,660
41-1011	First-Line Supervisors of Retail Sales Workers	1,067	\$25.40	\$18.72	\$22.74	\$28.96	\$52,820
33-1091	First-Line Supervisors of Security Workers	65	\$50.03	\$43.85	\$51.88	\$51.90	\$104,070
27-1023	Floral Designers	36	\$17.12	\$16.30	\$16.74	\$17.62	\$35,610
51-3092	Food Batchmakers	576	\$18.86	\$14.49	\$16.73	\$23.57	\$39,230
35-2021	Food Preparation Workers	558	\$17.66	\$15.94	\$16.97	\$18.24	\$36,740
51-3099	Food Processing Workers, All Other	30	\$21.60	\$19.61	\$19.62	\$24.19	\$44,920
35-3041	Food Servers, Nonrestaurant	190	\$17.35	\$16.35	\$16.48	\$16.64	\$36,080
11-9051	Food Service Managers	67	\$41.66	\$29.84	\$35.74	\$52.91	\$86,650
13-1131	Fundraisers	41	\$32.30	\$22.71	\$31.01	\$35.77	\$67,180
11-2033	Fundraising Managers	12	\$53.86	\$40.72	\$52.86	\$65.18	\$112,030
11-1021	General and Operations Managers	1,741	\$65.18	\$38.83	\$57.04	\$78.99	\$135,570
19-2042	Geoscientists, Except Hydrologists and Geographers	94	\$47.26	\$30.75	\$44.51	\$62.61	\$98,300
45-2041	Graders and Sorters, Agricultural Products	323	\$17.18	\$14.95	\$16.71	\$17.38	\$35,730
27-1024	Graphic Designers	72	\$31.81	\$23.36	\$29.50	\$37.57	\$66,170
51-4033	Grind/Lap/Polish/Buf. Mach. Tool Setters, Oprs, & Tenders, Metal & Plastic	23	\$20.31	\$17.97	\$18.49	\$21.84	\$42,240
39-5012	Hairdressers, Hairstylists, and Cosmetologists	242	\$21.84	\$18.27	\$20.19	\$24.01	\$45,420

SOC code	Kennewick-Richland, Washington MSA occupational title	Estimated employment	Average wage	Percentiles			Annual wage
				25th	50th	75th	
47-4041	Hazardous Materials Removal Workers	572	\$38.77	\$28.57	\$40.35	\$46.63	\$80,640
17-2111	Health and Safety Engineers, Except Mining Safety Engineers and Inspectors	46	\$49.39	\$33.37	\$47.89	\$59.73	\$102,730
21-1091	Health Education Specialists	16	\$29.63	\$26.03	\$29.09	\$31.89	\$61,630
29-9021	Health Information Technologists and Medical Registrars	43	\$21.65	\$19.07	\$19.07	\$21.24	\$45,040
29-2099	Health Technologists and Technicians, All Other	404	\$38.07	\$27.04	\$45.32	\$45.32	\$79,180
29-9099	Healthcare Practitioners and Technical Workers, All Other	28	\$37.31	\$19.77	\$23.68	\$53.18	\$77,610
21-1022	Healthcare Social Workers	95	\$30.95	\$23.56	\$31.76	\$36.50	\$64,380
31-9099	Healthcare Support Workers, All Other	126	\$23.12	\$19.18	\$21.16	\$25.42	\$48,090
49-9021	Heating, Air Conditioning, and Refrigeration Mechanics and Installers	550	\$30.75	\$23.03	\$29.43	\$36.55	\$63,960
53-3032	Heavy and Tractor-Trailer Truck Drivers	1,952	\$28.67	\$23.80	\$27.57	\$32.06	\$59,640
47-3019	Helpers, Construction Trades, All Other	18	\$49.53	\$53.33	\$53.36	\$57.33	\$103,020
47-3011	Helpers--Brickmasons, Blockmasons, Stonemasons, and Tile and Marble Setters	33	\$27.40	\$19.00	\$28.85	\$31.64	\$56,980
49-9098	Helpers--Installation, Maintenance, and Repair Workers	52	\$17.43	\$14.98	\$17.16	\$18.80	\$36,250
51-9198	Helpers--Production Workers	145	\$16.87	\$15.31	\$17.10	\$17.30	\$35,080
49-9031	Home Appliance Repairers	16	\$22.88	\$17.93	\$22.24	\$26.37	\$47,580
31-1120	Home Health and Personal Care Aides	4,758	\$17.60	\$16.83	\$17.70	\$17.95	\$36,600
35-9031	Hosts and Hostesses, Restaurant, Lounge, and Coffee Shop	252	\$16.51	\$14.72	\$15.82	\$16.73	\$34,340
43-4081	Hotel, Motel, and Resort Desk Clerks	228	\$16.24	\$14.89	\$16.39	\$16.82	\$33,790
43-4161	Human Resources Assistants, Except Payroll and Timekeeping	106	\$23.73	\$20.01	\$24.43	\$27.93	\$49,350
11-3121	Human Resources Managers	81	\$74.82	\$55.31	\$64.66	\$79.51	\$155,630
13-1071	Human Resources Specialists	544	\$36.82	\$26.64	\$34.73	\$46.23	\$76,590
19-2043	Hydrologists	19	\$52.65	\$44.77	\$59.16	\$61.14	\$109,510
17-3026	Industrial Engineering Technologists and Technicians	38	\$21.85	\$19.75	\$20.35	\$20.35	\$45,440
17-2112	Industrial Engineers	138	\$45.90	\$38.41	\$44.24	\$50.90	\$95,470
49-9041	Industrial Machinery Mechanics	539	\$31.16	\$23.77	\$29.91	\$34.89	\$64,820
11-3051	Industrial Production Managers	130	\$61.12	\$48.73	\$61.57	\$68.68	\$127,130
53-7051	Industrial Truck and Tractor Operators	912	\$20.39	\$18.21	\$20.79	\$21.38	\$42,420
43-4199	Information and Record Clerks, All Other	122	\$20.33	\$14.75	\$19.49	\$23.13	\$42,280
51-9061	Inspectors, Testers, Sorters, Samplers, and Weighers	406	\$26.16	\$18.46	\$21.93	\$28.40	\$54,420
49-9099	Installation, Maintenance, and Repair Workers, All Other	98	\$30.13	\$18.16	\$29.00	\$41.39	\$62,670
25-9031	Instructional Coordinators	124	\$42.64	\$31.31	\$48.93	\$51.94	\$88,690
47-2131	Insulation Workers, Floor, Ceiling, and Wall	75	\$27.75	\$17.07	\$23.67	\$36.52	\$57,720
47-2132	Insulation Workers, Mechanical	19	\$35.87	\$18.39	\$44.74	\$45.06	\$74,600
43-9041	Insurance Claims and Policy Processing Clerks	-	\$22.51	\$17.40	\$21.18	\$24.28	\$46,810
41-3021	Insurance Sales Agents	276	\$31.43	\$17.63	\$28.33	\$30.69	\$65,370
27-3091	Interpreters and Translators	34	\$26.99	\$25.20	\$25.67	\$27.09	\$56,150
43-4111	Interviewers, Except Eligibility and Loan	38	\$20.11	\$18.30	\$18.61	\$22.19	\$41,820
37-2011	Janitors and Cleaners, Except Maids and Housekeeping Cleaners	1,668	\$19.91	\$16.22	\$18.36	\$22.58	\$41,410
25-2012	Kindergarten Teachers, Except Special Education	241	-	-	-	-	\$79,870
13-1075	Labor Relations Specialists	89	\$48.02	\$37.29	\$50.37	\$60.85	\$99,880
53-7062	Laborers and Freight, Stock, and Material Movers, Hand	1,978	\$18.80	\$15.41	\$17.35	\$20.24	\$39,110
37-3011	Landscaping and Groundskeeping Workers	1,072	\$20.46	\$17.06	\$18.51	\$22.75	\$42,560
51-6011	Laundry and Dry-Cleaning Workers	110	\$16.37	\$14.90	\$16.41	\$16.93	\$34,050

SOC code	Kennewick-Richland, Washington MSA occupational title	Estimated employment	Average wage	Percentiles			Annual wage
				25th	50th	75th	
23-1011	Lawyers	272	\$69.42	\$38.42	\$51.12	\$74.46	\$144,390
43-6012	Legal Secretaries and Administrative Assistants	113	\$25.17	\$19.34	\$23.83	\$27.97	\$52,360
23-2099	Legal Support Workers, All Other	18	\$39.23	\$33.03	\$35.69	\$50.64	\$81,590
11-1031	Legislators	51	-	-	-	-	\$156,520
25-4022	Librarians and Media Collections Specialists	71	\$42.45	\$35.36	\$48.35	\$48.87	\$88,300
43-4121	Library Assistants, Clerical	88	\$20.66	\$19.17	\$19.55	\$23.12	\$42,970
25-4031	Library Technicians	12	\$23.34	\$22.17	\$22.33	\$26.03	\$48,540
29-2061	Licensed Practical and Licensed Vocational Nurses	173	\$31.04	\$27.04	\$30.51	\$34.57	\$64,550
19-4099	Life, Physical, and Social Science Technicians, All Other	55	\$34.90	\$23.25	\$28.44	\$38.41	\$72,590
33-9092	Lifeguards, Ski Patrol, and Other Recreational Protective Service Workers	53	\$15.14	\$14.64	\$14.73	\$14.86	\$31,480
53-3033	Light Truck Drivers	871	\$21.87	\$17.25	\$18.89	\$23.16	\$45,480
43-4131	Loan Interviewers and Clerks	140	\$23.07	\$19.68	\$22.77	\$25.75	\$47,980
13-2072	Loan Officers	282	\$57.94	\$23.77	\$30.98	\$47.61	\$120,520
49-9094	Locksmiths and Safe Repairers	19	\$28.90	\$22.17	\$24.84	\$46.08	\$60,110
11-9081	Lodging Managers	41	\$31.68	\$22.67	\$27.61	\$37.98	\$65,890
13-1081	Logisticians	32	\$36.69	\$29.23	\$35.52	\$42.04	\$76,310
51-4041	Machinists	125	\$30.27	\$23.29	\$28.89	\$36.22	\$62,960
29-2035	Magnetic Resonance Imaging Technologists	26	\$44.73	\$40.60	\$47.60	\$50.57	\$93,040
37-2012	Maids and Housekeeping Cleaners	651	\$16.54	\$15.62	\$16.29	\$16.88	\$34,390
43-9051	Mail Clerks and Mail Machine Operators, Except Postal Service	37	\$18.98	\$16.41	\$16.41	\$18.63	\$39,470
49-9071	Maintenance and Repair Workers, General	1,126	\$25.36	\$18.45	\$23.50	\$30.06	\$52,740
13-1111	Management Analysts	217	\$46.84	\$33.46	\$46.00	\$55.13	\$97,420
11-9199	Managers, All Other	524	\$71.94	\$59.47	\$77.02	\$79.88	\$149,630
39-5092	Manicurists and Pedicurists	151	\$19.41	\$16.22	\$18.76	\$20.80	\$40,380
13-1161	Market Research Analysts and Marketing Specialists	370	\$33.73	\$22.70	\$29.24	\$40.97	\$70,150
11-2021	Marketing Managers	118	\$66.38	\$47.46	\$59.80	\$84.65	\$138,070
31-9011	Massage Therapists	191	\$31.23	\$28.71	\$32.49	\$33.97	\$64,950
17-2131	Materials Engineers	37	\$62.25	\$48.51	\$57.74	\$63.22	\$129,470
25-1022	Mathematical Science Teachers, Postsecondary	27	-	-	-	-	\$77,170
51-3022	Meat, Poultry, and Fish Cutters and Trimmers	-	\$16.19	\$14.56	\$16.31	\$16.31	\$33,680
49-9011	Mechanical Door Repairers	34	\$23.98	\$18.76	\$21.41	\$26.97	\$49,870
17-3013	Mechanical Drafters	23	\$29.33	\$23.23	\$27.59	\$35.11	\$61,000
17-3027	Mechanical Engineering Technologists and Technicians	60	\$41.24	\$26.68	\$46.78	\$53.36	\$85,790
17-2141	Mechanical Engineers	635	\$53.30	\$40.89	\$49.07	\$63.36	\$110,870
11-9111	Medical and Health Services Managers	193	\$65.07	\$41.18	\$51.01	\$65.46	\$135,340
31-9092	Medical Assistants	660	\$21.58	\$19.26	\$21.14	\$23.35	\$44,880
31-9093	Medical Equipment Preparers	105	\$18.17	\$15.59	\$16.99	\$19.63	\$37,800
49-9062	Medical Equipment Repairers	30	\$34.22	\$27.38	\$35.12	\$41.92	\$71,170
29-2072	Medical Records Specialists	153	\$23.64	\$18.73	\$22.60	\$27.17	\$49,170
19-1042	Medical Scientists, Except Epidemiologists	89	\$58.65	\$38.17	\$48.85	\$78.40	\$121,990
43-6013	Medical Secretaries and Administrative Assistants	227	\$21.51	\$19.44	\$21.53	\$24.01	\$44,730
13-1121	Meeting, Convention, and Event Planners	53	\$25.78	\$19.77	\$23.78	\$30.07	\$53,620
21-1023	Mental Health and Substance Abuse Social Workers	73	\$25.35	\$18.49	\$23.05	\$32.73	\$52,720
27-1026	Merchandise Displayers and Window Trimmers	153	\$19.69	\$16.82	\$17.78	\$21.25	\$40,960
43-5041	Meter Readers, Utilities	23	\$30.35	\$30.47	\$31.49	\$31.94	\$63,130

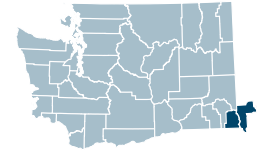
SOC code	Kennewick-Richland, Washington MSA occupational title	Estimated employment	Average wage	Percentiles			Annual wage
				25th	50th	75th	
19-1022	Microbiologists	16	\$41.37	\$31.75	\$37.47	\$46.63	\$86,050
25-2022	Middle School Teachers, Except Special and Career/Technical Education	553	-	-	-	-	\$86,570
49-9044	Millwrights	56	\$45.79	\$44.28	\$45.68	\$51.46	\$95,230
51-2090	Miscellaneous Assemblers and Fabricators	217	\$20.26	\$17.12	\$18.98	\$22.82	\$42,140
51-9023	Mixing and Blending Machine Setters, Operators, and Tenders	169	\$22.00	\$18.19	\$21.15	\$26.76	\$45,760
49-3042	Mobile Heavy Equipment Mechanics, Except Engines	222	\$29.76	\$24.44	\$29.25	\$33.63	\$61,900
51-9195	Molders, Shapers, and Casters, Except Metal and Plastic	19	\$20.46	\$18.55	\$19.57	\$20.23	\$42,550
49-3052	Motorcycle Mechanics	20	\$22.54	\$18.70	\$22.40	\$22.85	\$46,890
11-9121	Natural Sciences Managers	89	\$92.86	\$74.15	\$102.00	\$102.00	\$193,160
15-1244	Network and Computer Systems Administrators	158	\$47.56	\$39.53	\$47.72	\$54.24	\$98,910
43-4141	New Accounts Clerks	47	\$22.31	\$19.11	\$21.17	\$24.22	\$46,410
27-3023	News Analysts, Reporters, and Journalists	26	\$21.55	\$15.69	\$18.74	\$24.65	\$44,820
17-2161	Nuclear Engineers	-	\$70.23	\$61.28	\$67.09	\$79.85	\$146,080
29-1171	Nurse Practitioners	128	\$61.84	\$59.06	\$61.50	\$68.62	\$128,640
31-1131	Nursing Assistants	939	\$17.96	\$15.35	\$17.71	\$18.95	\$37,350
29-1218	Obstetricians and Gynecologists	21	\$125.43	\$96.15	-	-	\$260,900
19-5011	Occupational Health and Safety Specialists	189	\$55.24	\$40.57	\$59.23	\$66.33	\$114,890
29-1122	Occupational Therapists	91	\$41.19	\$38.38	\$40.21	\$49.77	\$85,680
31-2011	Occupational Therapy Assistants	17	\$32.52	\$28.43	\$32.26	\$36.24	\$67,630
43-9199	Office and Administrative Support Workers, All Other	102	\$20.75	\$17.22	\$19.37	\$24.37	\$43,150
43-9061	Office Clerks, General	1,825	\$22.27	\$17.47	\$20.44	\$24.80	\$46,310
47-2073	Operating Engineers and Other Construction Equipment Operators	407	\$35.47	\$29.98	\$32.47	\$39.65	\$73,780
15-2031	Operations Research Analysts	58	\$44.90	\$38.97	\$47.68	\$47.71	\$93,380
51-9083	Ophthalmic Laboratory Technicians	13	\$17.00	\$14.66	\$15.88	\$19.83	\$35,360
29-2057	Ophthalmic Medical Technicians	109	\$20.63	\$18.10	\$19.41	\$22.34	\$42,900
29-2081	Opticians, Dispensing	118	\$22.22	\$17.32	\$22.00	\$26.16	\$46,220
29-1041	Optometrists	37	\$59.92	\$50.87	\$63.50	\$66.48	\$124,630
43-4151	Order Clerks	56	\$20.64	\$17.12	\$20.50	\$22.67	\$42,920
49-3053	Outdoor Power Equipment and Other Small Engine Mechanics	31	\$21.89	\$18.00	\$20.00	\$23.08	\$45,530
51-9111	Packaging and Filling Machine Operators and Tenders	708	\$19.73	\$14.49	\$18.24	\$22.87	\$41,040
53-7064	Packers and Packagers, Hand	882	\$17.36	\$15.04	\$17.14	\$17.57	\$36,100
47-2141	Painters, Construction and Maintenance	377	\$26.54	\$21.83	\$23.15	\$29.65	\$55,200
23-2011	Paralegals and Legal Assistants	158	\$28.79	\$22.77	\$27.69	\$33.30	\$59,870
29-2043	Paramedics	101	\$42.54	\$32.67	\$41.41	\$52.64	\$88,490
53-6021	Parking Attendants	57	\$15.95	\$14.63	\$14.98	\$16.67	\$33,180
41-2022	Parts Salespersons	251	\$21.16	\$17.09	\$20.00	\$23.45	\$44,020
43-3051	Payroll and Timekeeping Clerks	124	\$25.29	\$20.29	\$24.11	\$29.27	\$52,600
29-1221	Pediatricians, General	15	\$92.45	\$84.36	\$85.09	\$99.96	\$192,300
13-2052	Personal Financial Advisors	113	\$58.06	\$25.23	\$36.26	\$73.25	\$120,760
37-2021	Pest Control Workers	96	\$22.87	\$17.77	\$21.26	\$24.19	\$47,580
37-3012	Pesticide Handlers, Sprayers, and Applicators, Vegetation	46	\$22.87	\$18.74	\$23.07	\$24.35	\$47,570
29-1051	Pharmacists	212	\$62.69	\$61.62	\$64.86	\$69.63	\$130,400
31-9095	Pharmacy Aides	82	\$19.99	\$16.96	\$18.51	\$19.48	\$41,580
29-2052	Pharmacy Technicians	254	\$21.56	\$18.62	\$22.07	\$23.00	\$44,840
31-9097	Phlebotomists	129	\$20.37	\$19.43	\$19.76	\$20.01	\$42,370

SOC code	Kennewick-Richland, Washington MSA occupational title	Estimated employment	Average wage	Percentiles			Annual wage
				25th	50th	75th	
27-4021	Photographers	18	\$19.29	\$14.49	\$17.21	\$21.77	\$40,110
19-2099	Physical Scientists, All Other	41	\$65.13	\$55.95	\$64.43	\$72.53	\$135,480
31-2022	Physical Therapist Aides	52	\$18.39	\$16.01	\$16.12	\$17.73	\$38,240
31-2021	Physical Therapist Assistants	65	\$28.58	\$25.16	\$28.09	\$33.62	\$59,440
29-1123	Physical Therapists	193	\$45.17	\$39.82	\$40.55	\$51.18	\$93,960
29-1071	Physician Assistants	79	\$65.81	\$56.04	\$63.29	\$76.21	\$136,880
29-1229	Physicians, All Other	181	\$144.23	\$86.54	-	-	\$299,990
29-1222	Physicians, Pathologists	11	\$139.63	\$112.49	-	-	\$290,430
47-2151	Pipelayers	59	\$29.51	\$23.81	\$31.14	\$32.20	\$61,390
47-2161	Plasterers and Stucco Masons	95	\$22.41	\$18.95	\$23.40	\$23.40	\$46,610
47-2152	Plumbers, Pipefitters, and Steamfitters	659	\$41.24	\$28.84	\$44.89	\$47.40	\$85,790
33-3051	Police and Sheriff's Patrol Officers	300	-	-	-	-	-
43-5051	Postal Service Clerks	42	\$25.71	\$23.14	\$25.57	\$27.99	\$53,480
43-5052	Postal Service Mail Carriers	235	\$25.41	\$19.06	\$23.30	\$31.41	\$52,860
43-5053	Postal Service Mail Sorters, Processors, and Processing Machine Operators	10	\$27.27	\$23.14	\$26.54	\$32.84	\$56,730
49-9069	Precision Instrument and Equipment Repairers, All Other	52	\$47.69	\$47.95	\$47.98	\$47.98	\$99,190
25-2011	Preschool Teachers, Except Special Education	355	\$17.92	\$16.23	\$16.82	\$17.91	\$37,280
51-5112	Printing Press Operators	50	\$21.07	\$16.69	\$21.24	\$22.77	\$43,830
33-9021	Private Detectives and Investigators	12	\$23.53	\$18.67	\$19.00	\$25.68	\$48,930
43-3061	Procurement Clerks	107	\$30.77	\$19.31	\$22.16	\$48.72	\$64,000
27-2012	Producers and Directors	44	\$26.66	\$16.50	\$19.84	\$34.15	\$55,460
43-5061	Production, Planning, and Expediting Clerks	398	\$29.69	\$19.39	\$23.80	\$40.02	\$61,760
13-1082	Project Management Specialists	636	\$51.75	\$38.03	\$47.92	\$60.89	\$107,650
13-2020	Property Appraisers and Assessors	43	\$33.74	\$23.07	\$24.45	\$31.79	\$70,180
11-9141	Property, Real Estate, and Community Association Managers	30	\$46.96	\$37.19	\$46.29	\$59.54	\$97,690
33-9099	Protective Service Workers, All Other	101	\$19.16	\$17.86	\$19.01	\$19.01	\$39,850
25-1066	Psychology Teachers, Postsecondary	21	-	-	-	-	\$73,420
11-2032	Public Relations Managers	27	\$63.47	\$40.99	\$62.73	\$79.94	\$132,020
27-3031	Public Relations Specialists	158	\$44.97	\$33.81	\$42.73	\$60.13	\$93,550
11-3061	Purchasing Managers	43	\$72.24	\$60.76	\$69.65	\$81.98	\$150,260
49-2021	Radio, Cellular, and Tower Equipment Installers and Repairers	18	\$39.74	\$40.14	\$41.77	\$41.77	\$82,660
29-2034	Radiologic Technologists and Technicians	161	\$34.77	\$30.39	\$35.34	\$39.13	\$72,330
41-9022	Real Estate Sales Agents	112	\$32.77	\$23.43	\$29.00	\$37.73	\$68,170
43-4171	Receptionists and Information Clerks	1,008	\$18.54	\$16.33	\$17.76	\$21.08	\$38,570
39-9032	Recreation Workers	124	\$18.64	\$16.06	\$16.65	\$18.83	\$38,760
49-3092	Recreational Vehicle Service Technicians	53	\$22.30	\$19.21	\$20.56	\$24.77	\$46,390
53-7081	Refuse and Recyclable Material Collectors	105	\$28.23	\$23.90	\$29.87	\$33.45	\$58,710
29-1141	Registered Nurses	2,242	\$42.96	\$38.31	\$40.58	\$48.06	\$89,370
21-1015	Rehabilitation Counselors	85	\$28.04	\$22.70	\$24.15	\$32.91	\$58,320
29-1126	Respiratory Therapists	74	\$37.24	\$33.96	\$37.79	\$40.14	\$77,450
41-2031	Retail Salespersons	3,595	\$18.33	\$15.29	\$16.32	\$17.62	\$38,120
49-9096	Riggers	71	\$44.48	\$44.72	\$44.74	\$44.74	\$92,510
47-2181	Roofers	175	\$29.08	\$24.05	\$28.62	\$35.94	\$60,490
41-9099	Sales and Related Workers, All Other	15	\$32.55	\$17.70	\$31.27	\$38.97	\$67,710

SOC code	Kennewick-Richland, Washington MSA occupational title	Estimated employment	Average wage	Percentiles			Annual wage
				25th	50th	75th	
11-2022	Sales Managers	167	\$77.20	\$56.07	\$69.37	\$94.12	\$160,580
41-4011	Sales Representatives, Wholesale & Manufacturing, Technical & Scientific Products	51	\$52.76	\$35.60	\$42.10	\$61.86	\$109,730
41-3091	Sales Reps. of Svcs., Exc. Advertising, Insurance, Financial Svcs., & Travel	469	\$36.61	\$22.89	\$31.18	\$45.70	\$76,150
41-4012	Sales Reps/Wholesale/Mfg, Except Tech/Science Products	956	\$39.25	\$25.65	\$35.54	\$47.05	\$81,650
19-3034	School Psychologists	62	\$45.55	\$38.36	\$48.80	\$50.07	\$94,750
25-2031	Secondary School Teachers, Except Special and Career/Technical Education	717	-	-	-	-	\$88,660
43-6014	Secretaries and Administrative Assistants, Except Legal, Medical, and Executive	1,416	\$23.28	\$19.85	\$23.23	\$25.66	\$48,430
41-3031	Securities, Commodities, and Financial Services Sales Agents	134	\$29.94	\$22.38	\$23.76	\$34.88	\$62,280
49-2098	Security and Fire Alarm Systems Installers	-	\$28.43	\$18.43	\$27.65	\$31.62	\$59,140
33-9032	Security Guards	785	\$33.73	\$22.57	\$37.13	\$45.09	\$70,170
25-3021	Self-Enrichment Teachers	228	\$20.36	\$15.52	\$18.13	\$22.64	\$42,340
51-9012	Separate/Filter/Clarify/Precipitate /Still Machine Setters/Operators/Tenders	111	\$27.30	\$20.18	\$22.88	\$31.82	\$56,780
47-4071	Septic Tank Servicers and Sewer Pipe Cleaners	51	\$26.61	\$19.80	\$24.32	\$32.39	\$55,350
47-2211	Sheet Metal Workers	180	\$42.74	\$28.00	\$44.73	\$57.88	\$88,900
43-5071	Shipping, Receiving, and Inventory Clerks	578	\$20.41	\$17.33	\$18.47	\$22.60	\$42,460
53-3053	Shuttle Drivers and Chauffeurs	131	\$17.26	\$14.90	\$16.69	\$18.41	\$35,900
11-9151	Social and Community Service Managers	79	\$41.80	\$33.25	\$39.62	\$47.67	\$86,940
21-1093	Social and Human Service Assistants	162	\$22.00	\$18.32	\$21.73	\$24.66	\$45,750
19-4061	Social Science Research Assistants	11	\$23.35	\$21.71	\$22.73	\$22.73	\$48,570
15-1252	Software Developers	612	\$59.77	\$47.78	\$61.25	\$74.39	\$124,310
15-1253	Software Quality Assurance Analysts and Testers	61	\$52.89	\$38.28	\$51.78	\$62.29	\$110,010
19-1013	Soil and Plant Scientists	51	\$42.63	\$31.83	\$34.11	\$48.49	\$88,680
25-2052	Special Education Teachers, Kindergarten and Elementary School	177	-	-	-	-	\$78,690
25-2057	Special Education Teachers, Middle School	72	-	-	-	-	\$79,530
25-2051	Special Education Teachers, Preschool	30	-	-	-	-	\$76,990
25-2058	Special Education Teachers, Secondary School	109	-	-	-	-	\$86,160
29-1127	Speech-Language Pathologists	127	\$43.92	\$38.96	\$45.61	\$50.01	\$91,350
51-8021	Stationary Engineers and Boiler Operators	74	\$40.14	\$40.40	\$40.76	\$40.78	\$83,480
15-2041	Statisticians	15	\$49.31	\$41.05	\$48.31	\$49.60	\$102,560
53-7065	Stockers and Order Fillers	2,222	\$18.03	\$16.02	\$17.50	\$18.36	\$37,500
47-2221	Structural Iron and Steel Workers	63	\$40.83	\$37.47	\$39.50	\$47.91	\$84,920
21-1018	Substance abuse, behavioral disorder, and mental health counselors	279	\$27.54	\$20.90	\$25.13	\$31.26	\$57,290
25-3031	Substitute Teachers, Short-Term	553	\$19.21	\$18.29	\$18.98	\$20.00	\$39,970
29-1249	Surgeons, All Other	14	-	-	-	-	-
29-2055	Surgical Technologists	104	\$27.10	\$24.41	\$24.41	\$31.06	\$56,370
17-3031	Surveying and Mapping Technicians	44	\$24.54	\$20.59	\$23.81	\$27.60	\$51,040
17-1022	Surveyors	40	\$40.54	\$31.93	\$39.94	\$47.55	\$84,310
43-2011	Switchboard Operators, Including Answering Service	26	\$17.63	\$16.91	\$16.91	\$18.29	\$36,670
47-2082	Tapers	119	\$31.78	\$23.69	\$28.65	\$38.57	\$66,100
13-2082	Tax Preparers	47	\$24.62	\$19.94	\$23.18	\$26.09	\$51,200
25-3099	Teachers and Instructors, All Other	58	-	-	-	-	\$56,360
25-9045	Teaching Assistants, Except Postsecondary	1,983	-	-	-	-	\$37,370
27-3042	Technical Writers	73	\$46.07	\$37.22	\$47.59	\$56.19	\$95,820

SOC code	Kennewick-Richland, Washington MSA occupational title	Estimated employment	Average wage	Percentiles			Annual wage
				25th	50th	75th	
49-2022	Telecommunications Equipment Installers and Repairers, Except Line Installers	92	\$27.94	\$20.00	\$26.58	\$36.44	\$58,120
49-9052	Telecommunications Line Installers and Repairers	104	\$24.11	\$18.00	\$19.14	\$29.08	\$50,140
41-9041	Telemarketers	53	\$17.10	\$15.05	\$16.84	\$16.84	\$35,570
43-3071	Tellers	470	\$19.80	\$17.76	\$18.44	\$22.37	\$41,170
47-2044	Tile and Stone Setters	72	\$24.62	\$18.66	\$23.87	\$28.39	\$51,210
49-3093	Tire Repairers and Changers	196	\$17.92	\$17.19	\$17.47	\$17.57	\$37,270
23-2093	Title Examiners, Abstractors, and Searchers	48	\$25.69	\$21.15	\$22.30	\$28.31	\$53,440
11-3131	Training and Development Managers	28	\$67.02	\$61.55	\$61.55	\$78.52	\$139,400
13-1151	Training and Development Specialists	402	\$42.95	\$27.97	\$44.21	\$54.95	\$89,330
53-6051	Transportation Inspectors	16	\$35.07	\$29.07	\$31.30	\$39.09	\$72,940
33-9093	Transportation Security Screeners	49	\$22.05	\$20.46	\$21.91	\$25.00	\$45,860
11-3071	Transportation, Storage, and Distribution Managers	72	\$53.82	\$44.17	\$52.68	\$64.26	\$111,940
53-1047	Transportation/ Material-Moving Supervisors/No Aircraft Cargo Handling Supervisors	485	\$29.28	\$22.93	\$28.42	\$34.86	\$60,900
37-3013	Tree Trimmers and Pruners	43	\$27.75	\$20.99	\$24.48	\$29.46	\$57,720
25-3041	Tutors	30	\$16.08	\$14.85	\$14.95	\$15.66	\$33,450
19-3051	Urban and Regional Planners	46	\$42.31	\$31.51	\$40.25	\$47.49	\$88,000
39-3031	Ushers, Lobby Attendants, and Ticket Takers	70	\$15.71	\$14.49	\$14.62	\$16.66	\$32,670
29-1131	Veterinarians	57	\$56.98	\$45.10	\$58.66	\$65.22	\$118,530
31-9096	Veterinary Assistants and Laboratory Animal Caretakers	97	\$18.00	\$17.01	\$17.73	\$17.94	\$37,430
29-2056	Veterinary Technologists and Technicians	59	\$24.58	\$22.16	\$23.37	\$26.58	\$51,120
35-3031	Waiters and Waitresses	1,312	\$20.51	\$14.97	\$16.88	\$24.35	\$42,660
15-1255	Web and Digital Interface Designers	53	\$38.82	\$24.46	\$39.32	\$47.88	\$80,740
15-1254	Web Developers	42	\$48.18	\$39.10	\$49.25	\$60.64	\$100,210
43-5111	Weighers, Measurers, Checkers, and Samplers, Recordkeeping	22	\$19.37	\$15.36	\$18.25	\$22.09	\$40,300
51-4121	Welders, Cutters, Solderers, and Brazers	211	\$32.86	\$23.21	\$28.14	\$36.56	\$68,340
19-1023	Zoologists and Wildlife Biologists	55	\$40.87	\$31.83	\$36.70	\$47.24	\$85,010

Clarkston (WA) and Lewiston (ID) MSA
 2023 Occupational Employment
 and Wage Estimates
 Includes Asotin (WA) and Nez Pierce (ID) counties



SOC code	Clarkston (WA) and Lewiston (ID) MSA occupational title	Estimated employment	Average wage	Percentiles			Annual wage
				25th	50th	75th	
13-2011	Accountants and Auditors	142	\$35.74	\$25.86	\$31.66	\$41.55	\$74,340
11-3012	Administrative Services Managers	11	\$44.18	\$25.31	\$44.94	\$46.94	\$91,900
41-3011	Advertising Sales Agents	18	\$25.07	\$15.45	\$17.90	\$27.52	\$52,150
45-2011	Agricultural Inspectors	11	\$20.42	\$16.14	\$19.66	\$22.50	\$42,470
49-3011	Aircraft Mechanics and Service Technicians	28	\$33.01	\$22.59	\$36.86	\$40.59	\$68,660
39-2021	Animal Caretakers	66	\$13.79	\$9.69	\$12.76	\$14.61	\$28,690
17-1011	Architects, Except Landscape and Naval	11	\$30.59	\$25.46	\$27.67	\$36.14	\$63,630
17-3011	Architectural and Civil Drafters	15	\$26.45	\$19.84	\$27.10	\$28.80	\$55,010
11-9041	Architectural and Engineering Managers	22	\$61.85	\$48.01	\$63.07	\$81.45	\$128,640
53-6031	Automotive and Watercraft Service Attendants	23	\$16.38	\$15.93	\$16.56	\$16.56	\$34,060
49-3021	Automotive Body and Related Repairers	27	\$22.18	\$18.63	\$22.20	\$27.00	\$46,140
49-3023	Automotive Service Technicians and Mechanics	206	\$24.09	\$17.37	\$23.90	\$29.13	\$50,110
51-3011	Bakers	38	\$17.24	\$14.49	\$15.06	\$18.36	\$35,850
35-3011	Bartenders	135	\$15.23	\$10.07	\$11.55	\$19.93	\$31,680
43-3011	Bill and Account Collectors	19	\$21.99	\$13.99	\$17.74	\$22.13	\$45,730
43-3021	Billing and Posting Clerks	101	\$20.67	\$17.69	\$19.17	\$23.25	\$42,980
19-4021	Biological Technicians	37	\$15.78	\$13.42	\$13.69	\$16.84	\$32,820
43-3031	Bookkeeping, Accounting, and Auditing Clerks	303	\$20.55	\$16.40	\$20.11	\$24.27	\$42,740
49-3031	Bus and Truck Mechanics and Diesel Engine Specialists	64	\$26.69	\$22.46	\$25.05	\$30.19	\$55,520
53-3051	Bus Drivers, School	46	\$20.71	\$16.17	\$23.16	\$23.17	\$43,070
53-3052	Bus Drivers, Transit and Intercity	26	\$19.89	\$17.97	\$21.40	\$21.40	\$41,370
13-1199	Business Operations Specialists, All Other	76	\$29.41	\$23.68	\$28.40	\$36.51	\$61,170
51-3021	Butchers and Meat Cutters	32	\$18.68	\$15.47	\$18.68	\$20.66	\$38,860
13-1020	Buyers and Purchasing Agents	121	\$32.75	\$23.93	\$31.05	\$35.49	\$68,120
51-7011	Cabinetmakers and Bench Carpenters	16	\$19.38	\$17.29	\$19.50	\$22.00	\$40,310
25-2032	Career/Technical Education Teachers, Secondary School	24	-	-	-	-	\$78,140
47-2031	Carpenters	141	\$23.62	\$17.48	\$22.07	\$27.63	\$49,130
41-2011	Cashiers	588	\$14.47	\$12.14	\$14.49	\$15.24	\$30,100
47-2051	Cement Masons and Concrete Finishers	56	\$23.08	\$19.34	\$23.17	\$26.32	\$48,010
35-1011	Chefs and Head Cooks	24	\$23.06	\$17.34	\$22.33	\$26.52	\$47,970
11-1011	Chief Executives	61	-	-	-	-	-
21-1021	Child, Family, and School Social Workers	64	\$27.56	\$22.43	\$26.22	\$33.37	\$57,320
39-9011	Childcare Workers	92	\$12.40	\$10.20	\$10.38	\$14.49	\$25,790
17-2051	Civil Engineers	66	\$35.81	\$28.94	\$30.78	\$38.55	\$74,480
13-1031	Claims Adjusters, Examiners, and Investigators	56	\$28.94	\$18.77	\$28.45	\$36.07	\$60,190
53-7061	Cleaners of Vehicles and Equipment	83	\$14.38	\$11.11	\$14.49	\$16.46	\$29,910
19-3033	Clinical and Counseling Psychologists	11	\$32.30	\$22.50	\$25.97	\$32.27	\$67,180
29-2010	Clinical Laboratory Technologists and Technicians	110	\$26.84	\$17.51	\$23.51	\$36.06	\$55,820
27-2022	Coaches and Scouts	85	-	-	-	-	\$50,680
51-9124	Coating, Painting, and Spraying Machine Setters, Operators, and Tenders	39	\$21.71	\$17.85	\$22.00	\$29.20	\$45,150

SOC code	Clarkston (WA) and Lewiston (ID) MSA occupational title	Estimated employment	Average wage	Percentiles			Annual wage
				25th	50th	75th	
53-2012	Commercial Pilots	22	-	-	-	-	-
21-1099	Community and Social Service Specialists, All Other	15	\$22.83	\$19.13	\$22.15	\$28.70	\$47,490
21-1094	Community Health Workers	12	\$25.18	\$19.50	\$22.29	\$23.98	\$52,370
13-1041	Compliance Officers	48	\$30.95	\$21.68	\$25.31	\$38.55	\$64,370
11-3021	Computer and Information Systems Managers	34	\$60.04	\$47.95	\$53.52	\$78.56	\$124,880
15-1231	Computer Network Support Specialists	31	\$28.95	\$24.47	\$25.97	\$32.85	\$60,220
51-9161	Computer Numerically Controlled Tool Operators	78	\$22.27	\$19.65	\$21.25	\$25.66	\$46,320
15-1299	Computer Occupations, All Other	19	\$28.87	\$18.27	\$19.12	\$38.17	\$60,050
15-1211	Computer Systems Analysts	28	\$37.08	\$31.43	\$33.58	\$42.98	\$77,130
15-1232	Computer User Support Specialists	68	\$24.83	\$19.69	\$22.18	\$29.99	\$51,650
47-4011	Construction and Building Inspectors	33	\$32.61	\$29.78	\$30.43	\$36.06	\$67,830
47-2061	Construction Laborers	209	\$21.72	\$16.88	\$19.14	\$24.01	\$45,180
11-9021	Construction Managers	35	\$44.08	\$36.55	\$39.31	\$51.07	\$91,680
35-2012	Cooks, Institution and Cafeteria	124	\$16.12	\$13.51	\$16.33	\$18.27	\$33,530
35-2014	Cooks, Restaurant	199	\$16.29	\$14.57	\$16.81	\$18.23	\$33,870
13-1051	Cost Estimators	44	\$34.00	\$28.13	\$35.59	\$38.40	\$70,730
41-2021	Counter and Rental Clerks	82	\$18.30	\$14.49	\$16.87	\$19.18	\$38,060
43-4031	Court, Municipal, and License Clerks	37	\$23.20	\$18.20	\$23.92	\$24.97	\$48,250
43-4051	Customer Service Representatives	538	\$19.50	\$15.00	\$18.28	\$21.89	\$40,550
15-1242	Database Administrators	12	\$48.67	\$33.08	\$63.23	\$63.23	\$101,230
31-9091	Dental Assistants	104	\$20.09	\$17.85	\$18.56	\$21.36	\$41,790
29-1292	Dental Hygienists	69	\$41.94	\$39.72	\$41.17	\$46.66	\$87,220
29-1021	Dentists, General	34	\$86.73	\$60.89	\$84.24	\$102.76	\$180,390
33-3021	Detectives and Criminal Investigators	15	\$31.42	\$29.65	\$30.50	\$34.63	\$65,350
29-1031	Dietitians and Nutritionists	16	\$31.16	\$21.89	\$31.16	\$37.82	\$64,800
35-9011	Dining Room and Cafeteria Attendants and Bartender Helpers	52	\$12.31	\$10.20	\$12.72	\$14.49	\$25,610
35-9021	Dishwashers	81	\$13.64	\$11.26	\$13.29	\$14.56	\$28,360
43-5032	Dispatchers, Except Police, Fire, and Ambulance	34	\$22.93	\$15.82	\$21.47	\$27.83	\$47,680
53-3031	Driver/Sales Workers	80	\$16.24	\$14.12	\$14.37	\$21.23	\$33,780
11-9032	Education Administrators, Kindergarten through Secondary	46	-	-	-	-	\$105,610
21-1012	Educational, Guidance, and Career Counselors and Advisors	46	\$26.57	\$21.05	\$23.23	\$31.27	\$55,270
17-3023	Electrical and Electronic Engineering Technologists and Technicians	18	\$27.40	\$23.07	\$26.36	\$29.84	\$56,990
17-2071	Electrical Engineers	24	\$45.10	\$30.98	\$38.65	\$52.45	\$93,810
47-2111	Electricians	194	\$31.49	\$23.52	\$31.48	\$38.70	\$65,490
17-2072	Electronics Engineers, Except Computer	13	\$44.87	\$38.16	\$41.95	\$49.64	\$93,320
25-2021	Elementary School Teachers, Except Special Education	276	-	-	-	-	\$68,720
43-4061	Eligibility Interviewers, Government Programs	45	\$21.39	\$17.94	\$20.39	\$23.49	\$44,490
17-3029	Engineering Technologists and Technicians, Except Drafters, All Other	68	\$27.13	\$24.29	\$28.88	\$28.88	\$56,430
39-1014	Entertainment and Recreation Workers Supervisors, Except Gambling Services	16	\$23.40	\$18.10	\$24.37	\$28.50	\$48,680
17-2081	Environmental Engineers	12	\$38.92	\$27.67	\$35.50	\$51.02	\$80,950
19-2041	Environmental Scientists and Specialists, Including Health	22	\$29.58	\$25.50	\$28.97	\$30.97	\$61,520
43-6011	Executive Secretaries and Executive Administrative Assistants	33	\$29.64	\$25.58	\$30.53	\$32.67	\$61,650
39-9031	Exercise Trainers and Group Fitness Instructors	23	\$17.92	\$15.07	\$16.45	\$21.69	\$37,270
11-3013	Facilities Managers	19	\$41.33	\$35.00	\$39.22	\$49.78	\$85,960

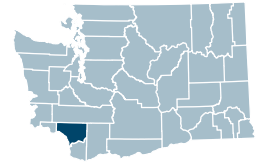
SOC code	Clarkston (WA) and Lewiston (ID) MSA occupational title	Estimated employment	Average wage	Percentiles			Annual wage
				25th	50th	75th	
29-1215	Family Medicine Physicians	38	\$142.26	\$105.76	-	-	\$295,900
35-3023	Fast Food and Counter Workers	1,061	\$12.98	\$11.03	\$13.69	\$14.49	\$27,000
43-4071	File Clerks	27	\$20.41	\$18.16	\$19.68	\$23.44	\$42,450
11-3031	Financial Managers	85	\$56.51	\$35.99	\$50.42	\$61.64	\$117,530
13-2099	Financial Specialists, All Other	16	\$47.96	\$26.41	\$34.12	\$75.00	\$99,760
33-2011	Firefighters	92	\$28.15	\$22.68	\$28.18	\$37.07	\$58,560
47-1011	First-Line Supervisors of Construction Trades and Extraction Workers	138	\$35.96	\$28.39	\$33.71	\$41.88	\$74,800
33-1011	First-Line Supervisors of Correctional Officers	11	\$30.36	\$26.62	\$26.62	\$37.38	\$63,150
35-1012	First-Line Supervisors of Food Preparation and Serving Workers	290	\$17.84	\$14.49	\$16.81	\$19.85	\$37,100
37-1011	First-Line Supervisors of Housekeeping and Janitorial Workers	22	\$21.30	\$16.56	\$18.47	\$22.98	\$44,310
37-1012	First-Line Supervisors of Landscaping, Lawn Service, and Groundskeeping Workers	16	\$27.54	\$19.95	\$25.49	\$34.48	\$57,280
49-1011	First-Line Supervisors of Mechanics, Installers, and Repairers	120	\$37.61	\$28.00	\$36.28	\$42.92	\$78,230
41-1012	First-Line Supervisors of Non-Retail Sales Workers	28	\$38.93	\$30.78	\$34.19	\$45.69	\$80,980
43-1011	First-Line Supervisors of Office and Administrative Support Workers	293	\$26.94	\$20.09	\$24.61	\$30.65	\$56,040
39-1022	First-Line Supervisors of Personal Service Workers	13	\$20.76	\$16.23	\$21.68	\$22.91	\$43,180
33-1012	First-Line Supervisors of Police and Detectives	58	\$41.95	\$35.19	\$37.40	\$46.77	\$87,260
51-1011	First-Line Supervisors of Production and Operating Workers	202	\$36.36	\$27.22	\$35.74	\$42.57	\$75,630
33-1099	First-Line Supervisors of Protective Service Workers, All Other	13	\$30.48	\$20.85	\$29.95	\$32.89	\$63,400
41-1011	First-Line Supervisors of Retail Sales Workers	234	\$23.09	\$17.59	\$19.52	\$25.41	\$48,030
35-2021	Food Preparation Workers	144	\$14.52	\$12.82	\$14.49	\$17.18	\$30,200
11-9051	Food Service Managers	15	\$27.22	\$22.12	\$26.54	\$30.85	\$56,610
11-1021	General and Operations Managers	660	\$40.43	\$24.10	\$34.05	\$48.46	\$84,090
47-2121	Glaziers	12	\$21.78	\$15.13	\$22.27	\$24.19	\$45,290
27-1024	Graphic Designers	24	\$21.63	\$16.82	\$19.01	\$24.34	\$44,990
39-5012	Hairdressers, Hairstylists, and Cosmetologists	97	\$15.46	\$11.34	\$15.07	\$17.95	\$32,150
21-1091	Health Education Specialists	13	\$27.68	\$20.00	\$22.36	\$29.46	\$57,580
21-1022	Healthcare Social Workers	33	\$29.78	\$21.94	\$29.86	\$37.08	\$61,940
31-9099	Healthcare Support Workers, All Other	31	\$22.75	\$17.36	\$22.37	\$27.77	\$47,310
49-9021	Heating, Air Conditioning, and Refrigeration Mechanics and Installers	87	\$24.28	\$18.20	\$24.03	\$28.90	\$50,500
53-3032	Heavy and Tractor-Trailer Truck Drivers	389	\$25.87	\$22.18	\$25.00	\$29.65	\$53,810
49-9098	Helpers--Installation, Maintenance, and Repair Workers	23	\$15.62	\$11.14	\$14.90	\$19.29	\$32,480
51-9198	Helpers--Production Workers	83	\$19.74	\$16.18	\$17.21	\$22.30	\$41,050
47-4051	Highway Maintenance Workers	55	\$23.81	\$21.69	\$22.57	\$25.37	\$49,530
31-1120	Home Health and Personal Care Aides	794	\$15.27	\$13.80	\$14.78	\$17.07	\$31,770
35-9031	Hosts and Hostesses, Restaurant, Lounge, and Coffee Shop	76	\$12.63	\$10.19	\$11.93	\$14.49	\$26,270
43-4081	Hotel, Motel, and Resort Desk Clerks	69	\$13.47	\$11.96	\$14.36	\$14.49	\$28,010
43-4161	Human Resources Assistants, Except Payroll and Timekeeping	15	\$18.29	\$15.49	\$16.55	\$21.22	\$38,050
11-3121	Human Resources Managers	21	\$60.88	\$40.90	\$49.41	\$64.83	\$126,640
13-1071	Human Resources Specialists	88	\$30.40	\$23.50	\$28.87	\$33.68	\$63,230
17-2112	Industrial Engineers	47	\$42.42	\$30.63	\$38.32	\$50.23	\$88,240
49-9041	Industrial Machinery Mechanics	94	\$32.41	\$24.07	\$30.39	\$40.83	\$67,420
11-3051	Industrial Production Managers	55	\$51.14	\$40.30	\$44.97	\$59.27	\$106,360
53-7051	Industrial Truck and Tractor Operators	59	\$23.60	\$21.58	\$23.65	\$27.23	\$49,100
43-4199	Information and Record Clerks, All Other	21	\$22.09	\$17.49	\$21.99	\$26.62	\$45,960

SOC code	Clarkston (WA) and Lewiston (ID) MSA occupational title	Estimated employment	Average wage	Percentiles			Annual wage
				25th	50th	75th	
51-9061	Inspectors, Testers, Sorters, Samplers, and Weighers	153	\$24.41	\$17.74	\$23.26	\$30.33	\$50,760
49-9099	Installation, Maintenance, and Repair Workers, All Other	21	\$20.82	\$16.25	\$17.24	\$26.89	\$43,310
25-9031	Instructional Coordinators	18	\$23.84	\$22.47	\$22.47	\$27.72	\$49,590
41-3021	Insurance Sales Agents	65	\$32.98	\$19.60	\$28.49	\$36.47	\$68,600
37-2011	Janitors and Cleaners, Except Maids and Housekeeping Cleaners	392	\$15.89	\$13.98	\$15.25	\$17.32	\$33,050
23-1023	Judges, Magistrate Judges, and Magistrates	13	\$50.77	\$29.70	\$47.99	\$63.65	\$105,600
53-7062	Laborers and Freight, Stock, and Material Movers, Hand	335	\$17.12	\$14.49	\$17.18	\$18.84	\$35,610
37-3011	Landscaping and Groundskeeping Workers	174	\$17.19	\$14.49	\$15.45	\$19.27	\$35,760
23-1011	Lawyers	60	\$42.12	\$33.10	\$37.97	\$47.63	\$87,600
43-6012	Legal Secretaries and Administrative Assistants	29	\$20.71	\$16.86	\$20.73	\$23.58	\$43,070
11-1031	Legislators	10	-	-	-	-	-
25-4022	Librarians and Media Collections Specialists	15	\$26.07	\$21.08	\$24.70	\$28.58	\$54,220
43-4121	Library Assistants, Clerical	39	\$14.12	\$10.48	\$15.00	\$18.38	\$29,370
25-4031	Library Technicians	15	\$16.67	\$13.03	\$13.35	\$21.42	\$34,680
29-2061	Licensed Practical and Licensed Vocational Nurses	74	\$27.68	\$23.12	\$26.80	\$31.17	\$57,570
53-3033	Light Truck Drivers	223	\$21.85	\$15.99	\$22.32	\$24.17	\$45,440
43-4131	Loan Interviewers and Clerks	38	\$21.44	\$18.63	\$21.40	\$24.21	\$44,600
13-2072	Loan Officers	87	\$32.69	\$21.96	\$30.02	\$38.33	\$68,000
45-4023	Log Graders and Scalers	17	\$27.69	\$25.81	\$25.93	\$29.59	\$57,590
45-4022	Logging Equipment Operators	15	\$26.08	\$22.78	\$23.80	\$29.42	\$54,240
51-4041	Machinists	247	\$24.35	\$21.29	\$21.29	\$28.66	\$50,650
37-2012	Maids and Housekeeping Cleaners	200	\$14.92	\$13.18	\$14.49	\$16.07	\$31,040
49-9071	Maintenance and Repair Workers, General	274	\$22.12	\$16.55	\$20.52	\$25.72	\$46,010
49-9043	Maintenance Workers, Machinery	34	\$28.24	\$26.00	\$30.50	\$31.90	\$58,730
13-1111	Management Analysts	61	\$40.05	\$25.28	\$31.63	\$49.28	\$83,300
11-9199	Managers, All Other	43	\$44.15	\$29.10	\$43.96	\$54.19	\$91,830
13-1161	Market Research Analysts and Marketing Specialists	56	\$23.43	\$17.57	\$20.88	\$29.15	\$48,740
11-2021	Marketing Managers	32	\$51.13	\$37.71	\$52.15	\$58.57	\$106,350
49-9011	Mechanical Door Repairers	-	\$21.52	\$18.50	\$18.50	\$21.00	\$44,750
11-9111	Medical and Health Services Managers	93	\$52.23	\$38.67	\$45.89	\$59.54	\$108,630
31-9092	Medical Assistants	190	\$19.49	\$17.47	\$18.44	\$22.14	\$40,550
29-2072	Medical Records Specialists	34	\$21.06	\$18.48	\$19.94	\$21.54	\$43,800
43-6013	Medical Secretaries and Administrative Assistants	96	\$18.07	\$15.36	\$17.63	\$19.36	\$37,580
21-1023	Mental Health and Substance Abuse Social Workers	37	\$26.84	\$19.33	\$23.47	\$31.90	\$55,820
27-1026	Merchandise Displayers and Window Trimmers	51	\$15.50	\$14.33	\$14.49	\$17.50	\$32,230
25-2022	Middle School Teachers, Except Special and Career/Technical Education	60	-	-	-	-	\$69,230
49-9044	Millwrights	45	\$33.65	\$26.57	\$34.71	\$37.85	\$70,000
51-2090	Miscellaneous Assemblers and Fabricators	706	\$17.86	\$16.96	\$16.96	\$20.08	\$37,150
49-3042	Mobile Heavy Equipment Mechanics, Except Engines	52	\$26.89	\$23.13	\$25.92	\$30.80	\$55,940
39-4031	Morticians, Undertakers, and Funeral Arrangers	17	\$24.83	\$17.85	\$21.02	\$28.65	\$51,640
15-1244	Network and Computer Systems Administrators	27	\$39.29	\$33.57	\$37.60	\$45.61	\$81,730
29-1171	Nurse Practitioners	66	\$56.98	\$49.99	\$57.62	\$61.79	\$118,530
31-1131	Nursing Assistants	371	\$17.08	\$15.28	\$17.33	\$18.47	\$35,530
29-1122	Occupational Therapists	21	\$40.50	\$37.23	\$38.80	\$46.15	\$84,240
43-9199	Office and Administrative Support Workers, All Other	152	\$18.20	\$13.74	\$17.03	\$17.69	\$37,860

SOC code	Clarkston (WA) and Lewiston (ID) MSA occupational title	Estimated employment	Average wage	Percentiles			Annual wage
				25th	50th	75th	
43-9061	Office Clerks, General	476	\$19.31	\$15.34	\$18.17	\$21.66	\$40,170
47-2073	Operating Engineers and Other Construction Equipment Operators	167	\$27.04	\$23.44	\$27.71	\$29.48	\$56,240
29-2081	Opticians, Dispensing	21	\$20.99	\$16.69	\$17.87	\$24.58	\$43,650
53-7064	Packers and Packagers, Hand	56	\$17.23	\$16.17	\$18.00	\$18.00	\$35,840
47-2141	Painters, Construction and Maintenance	46	\$18.95	\$15.30	\$17.64	\$22.58	\$39,410
51-9196	Paper Goods Machine Setters, Operators, and Tenders	234	\$27.44	\$21.60	\$25.75	\$32.24	\$57,060
23-2011	Paralegals and Legal Assistants	41	\$23.97	\$18.94	\$23.19	\$29.83	\$49,860
53-6021	Parking Attendants	20	\$15.22	\$14.33	\$14.42	\$17.30	\$31,660
41-2022	Parts Salespersons	69	\$18.76	\$14.63	\$18.35	\$22.43	\$39,010
43-3051	Payroll and Timekeeping Clerks	23	\$22.16	\$17.73	\$23.39	\$25.91	\$46,090
13-2052	Personal Financial Advisors	23	\$45.64	\$21.94	\$34.53	\$55.55	\$94,940
29-1051	Pharmacists	75	\$62.05	\$57.16	\$64.66	\$69.17	\$129,060
29-2052	Pharmacy Technicians	99	\$20.23	\$17.47	\$18.53	\$22.50	\$42,090
31-9097	Phlebotomists	81	\$19.89	\$17.62	\$18.81	\$22.75	\$41,360
31-2022	Physical Therapist Aides	19	\$15.51	\$13.75	\$14.18	\$14.49	\$32,250
31-2021	Physical Therapist Assistants	39	\$27.10	\$23.64	\$27.35	\$29.12	\$56,360
29-1123	Physical Therapists	59	\$41.80	\$36.77	\$38.92	\$46.39	\$86,950
29-1071	Physician Assistants	33	\$52.35	\$35.56	\$55.10	\$62.02	\$108,890
29-1229	Physicians, All Other	52	\$124.67	\$104.74	\$104.91	-	\$259,310
47-2151	Pipelayers	23	\$29.13	\$23.53	\$32.29	\$32.29	\$60,600
47-2152	Plumbers, Pipefitters, and Steamfitters	89	\$31.14	\$21.66	\$29.90	\$39.06	\$64,780
33-3051	Police and Sheriff's Patrol Officers	144	\$30.43	\$26.95	\$29.53	\$32.16	\$63,300
43-5051	Postal Service Clerks	12	\$25.70	\$19.12	\$26.45	\$30.28	\$53,460
43-5052	Postal Service Mail Carriers	60	\$27.07	\$19.42	\$26.20	\$34.30	\$56,300
25-2011	Preschool Teachers, Except Special Education	74	\$14.77	\$13.63	\$14.49	\$16.50	\$30,730
21-1092	Probation Officers and Correctional Treatment Specialists	31	\$26.62	\$21.04	\$24.41	\$29.75	\$55,360
51-9199	Production Workers, All Other	30	\$18.22	\$15.46	\$15.46	\$22.16	\$37,900
43-5061	Production, Planning, and Expediting Clerks	49	\$31.13	\$21.02	\$27.97	\$38.41	\$64,740
13-1082	Project Management Specialists	73	\$37.97	\$30.69	\$34.68	\$39.83	\$78,970
11-9141	Property, Real Estate, and Community Association Managers	22	\$28.12	\$19.68	\$24.30	\$30.16	\$58,490
33-9099	Protective Service Workers, All Other	17	\$21.26	\$15.97	\$22.22	\$25.83	\$44,220
27-3031	Public Relations Specialists	25	\$26.39	\$22.72	\$23.60	\$30.28	\$54,880
29-2034	Radiologic Technologists and Technicians	61	\$30.86	\$27.22	\$30.64	\$34.88	\$64,180
43-4171	Receptionists and Information Clerks	250	\$16.16	\$14.49	\$16.50	\$17.57	\$33,610
39-9032	Recreation Workers	69	\$14.84	\$10.89	\$14.37	\$16.81	\$30,870
53-7081	Refuse and Recyclable Material Collectors	29	\$20.14	\$16.69	\$20.60	\$22.70	\$41,890
29-1141	Registered Nurses	585	\$38.21	\$34.50	\$37.00	\$45.73	\$79,470
21-1015	Rehabilitation Counselors	40	\$25.03	\$18.43	\$26.17	\$29.68	\$52,070
41-2031	Retail Salespersons	755	\$18.37	\$13.77	\$14.93	\$17.90	\$38,200
47-2181	Roofers	32	\$20.08	\$18.55	\$19.34	\$22.55	\$41,770
11-2022	Sales Managers	72	\$71.12	\$45.20	\$62.08	\$89.02	\$147,940
41-3091	Sales Reps. of Svcs., Exc. Advertising, Insurance, Financial Svcs., & Travel	99	\$29.83	\$19.71	\$25.42	\$37.64	\$62,050
41-4012	Sales Reps/Wholesale/Mfg, Except Tech/Science Products	209	\$31.75	\$19.18	\$26.62	\$38.60	\$66,040
51-7041	Sawing Machine Setters, Operators, and Tenders, Wood	75	\$23.11	\$19.84	\$22.77	\$24.07	\$48,070
25-2031	Secondary School Teachers, Except Special and Career/Technical Education	202	-	-	-	-	\$63,660

SOC code	Clarkston (WA) and Lewiston (ID) MSA occupational title	Estimated employment	Average wage	Percentiles			Annual wage
				25th	50th	75th	
43-6014	Secretaries and Administrative Assistants, Except Legal, Medical, and Executive	347	\$19.45	\$16.12	\$18.62	\$23.03	\$40,460
41-3031	Securities, Commodities, and Financial Services Sales Agents	46	\$32.41	\$19.06	\$26.42	\$33.44	\$67,400
33-9032	Security Guards	66	\$16.91	\$13.59	\$15.38	\$18.08	\$35,170
43-5071	Shipping, Receiving, and Inventory Clerks	154	\$20.86	\$15.12	\$19.36	\$24.54	\$43,400
53-3053	Shuttle Drivers and Chauffeurs	37	\$16.42	\$14.12	\$15.40	\$19.08	\$34,150
39-5094	Skincare Specialists	22	\$19.11	\$15.92	\$16.48	\$18.66	\$39,750
11-9151	Social and Community Service Managers	27	\$32.03	\$22.53	\$30.36	\$37.24	\$66,630
21-1093	Social and Human Service Assistants	86	\$19.12	\$16.80	\$18.46	\$21.34	\$39,770
15-1252	Software Developers	54	\$48.02	\$38.83	\$49.49	\$59.91	\$99,880
25-2052	Special Education Teachers, Kindergarten and Elementary School	21	-	-	-	-	\$69,560
25-2058	Special Education Teachers, Secondary School	23	-	-	-	-	\$58,440
29-1127	Speech-Language Pathologists	31	\$36.78	\$32.90	\$36.44	\$44.38	\$76,500
53-7065	Stockers and Order Fillers	382	\$16.88	\$15.87	\$16.36	\$17.85	\$35,110
21-1018	Substance abuse, behavioral disorder, and mental health counselors	94	\$28.44	\$21.76	\$29.28	\$35.16	\$59,150
25-3031	Substitute Teachers, Short-Term	104	\$21.20	\$11.02	\$11.02	\$19.83	\$44,100
29-9093	Surgical Assistants	11	\$24.64	\$19.11	\$28.41	\$28.50	\$51,260
17-3031	Surveying and Mapping Technicians	15	\$25.81	\$22.18	\$24.45	\$28.27	\$53,690
25-9045	Teaching Assistants, Except Postsecondary	330	-	-	-	-	\$34,240
49-2022	Telecommunications Equipment Installers and Repairers, Except Line Installers	25	\$31.80	\$28.42	\$32.40	\$35.95	\$66,140
43-3071	Tellers	105	\$18.21	\$16.49	\$18.00	\$18.76	\$37,890
49-3093	Tire Repairers and Changers	56	\$18.01	\$17.12	\$17.33	\$19.28	\$37,460
39-7010	Tour and travel guides	18	\$30.98	\$12.74	\$23.22	\$30.15	\$64,430
13-1151	Training and Development Specialists	72	\$25.26	\$16.18	\$22.71	\$28.92	\$52,540
11-3071	Transportation, Storage, and Distribution Managers	12	\$50.84	\$43.11	\$51.19	\$61.17	\$105,740
53-1047	Transportation/ Material-Moving Supervisors/No Aircraft Cargo Handling Supervisors	71	\$29.46	\$21.23	\$28.88	\$35.61	\$61,280
19-3051	Urban and Regional Planners	22	\$31.67	\$29.05	\$30.54	\$38.69	\$65,870
29-1131	Veterinarians	20	\$51.25	\$40.14	\$48.97	\$59.83	\$106,590
35-3031	Waiters and Waitresses	303	\$15.84	\$10.59	\$14.49	\$16.91	\$32,940
51-8031	Water and Wastewater Treatment Plant and System Operators	59	\$25.55	\$23.74	\$24.36	\$29.35	\$53,150
15-1255	Web and Digital Interface Designers	14	\$34.60	\$25.15	\$37.83	\$45.37	\$71,960
51-4121	Welders, Cutters, Solderers, and Brazers	275	\$25.44	\$21.50	\$25.94	\$29.36	\$52,910
51-7042	Woodworking Machine Setters, Operators, and Tenders, Except Sawing	43	\$21.59	\$19.26	\$20.11	\$23.21	\$44,910
19-1023	Zoologists and Wildlife Biologists	33	\$31.23	\$27.08	\$30.92	\$35.82	\$64,950

Longview, Washington MSA
2023 Occupational Employment
and Wage Estimates
Includes Cowlitz County



SOC code	Longview, Washington MSA occupational title	Estimated employment	Average wage	Percentiles			Annual wage
				25th	50th	75th	
13-2011	Accountants and Auditors	319	\$38.66	\$28.79	\$36.82	\$47.41	\$80,410
11-3012	Administrative Services Managers	10	\$57.88	\$47.74	\$56.59	\$68.67	\$120,380
41-3011	Advertising Sales Agents	21	\$30.04	\$18.26	\$25.75	\$31.25	\$62,470
45-2011	Agricultural Inspectors	30	\$25.96	\$24.72	\$24.72	\$28.00	\$53,990
39-3091	Amusement and Recreation Attendants	20	\$15.85	\$14.75	\$15.58	\$16.87	\$32,970
39-2021	Animal Caretakers	61	\$17.53	\$14.91	\$15.83	\$16.89	\$36,470
17-3011	Architectural and Civil Drafters	21	\$26.38	\$23.63	\$24.95	\$28.16	\$54,880
11-9041	Architectural and Engineering Managers	31	\$73.09	\$64.37	\$73.13	\$81.25	\$152,020
53-6031	Automotive and Watercraft Service Attendants	52	\$16.86	\$15.81	\$16.36	\$17.79	\$35,060
49-3021	Automotive Body and Related Repairers	20	\$20.27	\$18.25	\$20.31	\$21.00	\$42,150
49-3023	Automotive Service Technicians and Mechanics	198	\$24.61	\$17.39	\$22.82	\$29.02	\$51,180
51-3011	Bakers	49	\$17.72	\$16.51	\$17.39	\$18.73	\$36,860
35-3011	Bartenders	162	\$23.64	\$15.97	\$20.61	\$32.80	\$49,180
43-3021	Billing and Posting Clerks	124	\$22.77	\$18.68	\$22.29	\$24.65	\$47,360
19-4021	Biological Technicians	13	\$20.79	\$18.13	\$20.87	\$23.78	\$43,230
43-3031	Bookkeeping, Accounting, and Auditing Clerks	500	\$24.38	\$20.41	\$23.59	\$27.15	\$50,710
49-3031	Bus and Truck Mechanics and Diesel Engine Specialists	117	\$29.98	\$25.00	\$31.03	\$33.57	\$62,360
53-3051	Bus Drivers, School	201	\$24.59	\$24.27	\$24.27	\$25.41	\$51,150
13-1199	Business Operations Specialists, All Other	213	\$35.17	\$26.92	\$32.44	\$39.27	\$73,160
51-3021	Butchers and Meat Cutters	41	\$21.42	\$19.22	\$22.66	\$23.50	\$44,550
13-1020	Buyers and Purchasing Agents	152	\$35.50	\$28.64	\$33.62	\$40.50	\$73,840
51-7011	Cabinetmakers and Bench Carpenters	42	\$21.34	\$17.38	\$19.98	\$24.87	\$44,390
25-2023	Career/Technical Education Teachers, Middle School	11	-	-	-	-	\$85,230
25-1194	Career/Technical Education Teachers, Postsecondary	88	\$28.88	\$23.35	\$27.46	\$31.15	\$60,060
25-2032	Career/Technical Education Teachers, Secondary School	41	-	-	-	-	\$76,150
47-2031	Carpenters	332	\$30.36	\$23.21	\$28.59	\$34.90	\$63,140
41-2011	Cashiers	1,025	\$16.31	\$14.91	\$15.51	\$17.00	\$33,910
47-2051	Cement Masons and Concrete Finishers	55	\$30.50	\$22.32	\$28.85	\$35.29	\$63,440
17-2041	Chemical Engineers	12	\$46.52	\$38.49	\$47.97	\$50.33	\$96,760
51-9011	Chemical Equipment Operators and Tenders	156	\$38.25	\$30.26	\$41.81	\$45.62	\$79,550
19-2031	Chemists	34	\$38.79	\$31.50	\$31.50	\$41.65	\$80,690
11-1011	Chief Executives	28	\$130.27	\$83.54	\$98.29	-	\$270,960
21-1021	Child, Family, and School Social Workers	137	\$29.34	\$23.99	\$30.09	\$34.11	\$61,020
39-9011	Childcare Workers	39	\$17.34	\$15.48	\$17.40	\$18.62	\$36,080
29-1011	Chiropractors	14	\$35.35	\$20.51	\$29.31	\$39.54	\$73,520
17-3022	Civil Engineering Technologists and Technicians	21	\$31.96	\$30.16	\$31.45	\$34.45	\$66,470
17-2051	Civil Engineers	64	\$41.60	\$35.74	\$39.42	\$47.79	\$86,520
13-1031	Claims Adjusters, Examiners, and Investigators	21	\$42.07	\$37.46	\$42.01	\$44.91	\$87,500
53-7061	Cleaners of Vehicles and Equipment	144	\$17.80	\$15.64	\$17.27	\$19.72	\$37,020
29-2010	Clinical Laboratory Technologists and Technicians	60	\$30.16	\$21.70	\$27.50	\$37.47	\$62,720

SOC code	Longview, Washington MSA occupational title	Estimated employment	Average wage	Percentiles			Annual wage
				25th	50th	75th	
27-2022	Coaches and Scouts	138	-	-	-	-	\$52,510
51-9124	Coating, Painting, and Spraying Machine Setters, Operators, and Tenders	63	\$25.46	\$19.32	\$23.12	\$30.57	\$52,960
21-1099	Community and Social Service Specialists, All Other	56	\$24.41	\$15.84	\$20.24	\$30.08	\$50,770
21-1094	Community Health Workers	32	\$22.98	\$17.10	\$22.32	\$27.13	\$47,800
13-1141	Compensation, Benefits, and Job Analysis Specialists	14	\$38.26	\$27.29	\$35.19	\$46.07	\$79,580
13-1041	Compliance Officers	62	\$36.87	\$30.16	\$36.60	\$42.82	\$76,690
11-3021	Computer and Information Systems Managers	48	\$68.36	\$50.38	\$65.09	\$79.70	\$142,180
15-1241	Computer Network Architects	26	\$54.84	\$46.73	\$54.77	\$59.65	\$114,060
15-1231	Computer Network Support Specialists	33	\$35.76	\$26.46	\$37.93	\$42.17	\$74,380
51-9161	Computer Numerically Controlled Tool Operators	30	\$21.53	\$18.62	\$20.29	\$22.76	\$44,780
51-9162	Computer Numerically Controlled Tool Programmers	14	\$32.33	\$26.80	\$33.00	\$36.35	\$67,250
15-1299	Computer Occupations, All Other	-	\$45.84	\$31.99	\$47.57	\$59.97	\$95,340
15-1251	Computer Programmers	22	\$45.66	\$44.18	\$44.18	\$44.18	\$94,980
15-1211	Computer Systems Analysts	46	\$50.76	\$43.19	\$48.35	\$58.60	\$105,570
15-1232	Computer User Support Specialists	109	\$34.12	\$27.59	\$32.06	\$38.32	\$70,970
47-4011	Construction and Building Inspectors	20	\$37.06	\$30.94	\$39.26	\$43.90	\$77,090
47-2061	Construction Laborers	424	\$26.76	\$18.45	\$23.00	\$35.51	\$55,670
11-9021	Construction Managers	89	\$55.60	\$45.48	\$50.49	\$60.79	\$115,640
35-2011	Cooks, Fast Food	123	\$15.97	\$14.93	\$15.71	\$16.66	\$33,220
35-2012	Cooks, Institution and Cafeteria	115	\$19.65	\$17.11	\$19.51	\$21.96	\$40,870
35-2014	Cooks, Restaurant	292	\$18.69	\$17.08	\$17.63	\$20.98	\$38,880
33-3012	Correctional Officers and Jailers	105	\$27.82	\$24.65	\$29.92	\$29.92	\$57,870
13-1051	Cost Estimators	76	\$39.63	\$31.07	\$37.92	\$47.73	\$82,420
41-2021	Counter and Rental Clerks	147	\$18.94	\$16.26	\$17.30	\$21.21	\$39,400
43-4031	Court, Municipal, and License Clerks	81	\$25.81	\$24.63	\$24.63	\$27.68	\$53,690
53-7021	Crane and Tower Operators	28	\$37.82	\$29.57	\$36.34	\$45.21	\$78,670
13-2041	Credit Analysts	11	\$45.55	\$28.85	\$41.21	\$50.75	\$94,750
33-9091	Crossing Guards and Flaggers	17	\$23.74	\$16.36	\$23.50	\$29.46	\$49,380
43-4051	Customer Service Representatives	438	\$21.14	\$16.07	\$19.12	\$23.86	\$43,980
51-9032	Cutting and Slicing Machine Setters, Operators, and Tenders	34	\$23.65	\$21.12	\$24.62	\$26.37	\$49,190
51-4031	Cutting, Punching, & Press Machine Setters, Operators, & Tenders, Metal & Plastic	45	\$25.44	\$22.02	\$23.24	\$31.37	\$52,920
43-9021	Data Entry Keyers	13	\$21.23	\$17.35	\$20.30	\$22.72	\$44,160
31-9091	Dental Assistants	157	\$22.75	\$20.08	\$22.75	\$23.72	\$47,320
29-1292	Dental Hygienists	89	\$50.66	\$47.37	\$48.87	\$57.87	\$105,380
29-1021	Dentists, General	42	-	-	-	-	-
29-2032	Diagnostic Medical Sonographers	18	\$48.71	\$48.91	\$48.91	\$50.40	\$101,310
29-1031	Dietitians and Nutritionists	16	\$32.85	\$29.15	\$31.02	\$37.05	\$68,340
35-9011	Dining Room and Cafeteria Attendants and Bartender Helpers	37	\$16.47	\$14.96	\$16.05	\$16.69	\$34,260
35-9021	Dishwashers	111	\$16.51	\$14.92	\$16.13	\$16.61	\$34,340
43-5032	Dispatchers, Except Police, Fire, and Ambulance	81	\$27.37	\$22.22	\$26.29	\$30.97	\$56,930
53-3031	Driver/Sales Workers	89	\$21.59	\$15.24	\$19.92	\$23.94	\$44,910
47-5023	Earth Drillers, Except Oil and Gas	28	\$37.46	\$27.50	\$39.87	\$47.73	\$77,910
11-9032	Education Administrators, Kindergarten through Secondary	79	-	-	-	-	\$131,210
11-9033	Education Administrators, Postsecondary	19	\$48.87	\$41.00	\$41.00	\$50.13	\$101,640

SOC code	Longview, Washington MSA occupational title	Estimated employment	Average wage	Percentiles			Annual wage
				25th	50th	75th	
21-1012	Educational, Guidance, and Career Counselors and Advisors	72	\$36.18	\$30.73	\$33.75	\$40.15	\$75,260
17-3023	Electrical and Electronic Engineering Technologists and Technicians	36	\$34.62	\$31.50	\$35.71	\$37.80	\$72,010
49-2094	Electrical and Electronics Repairers, Commercial and Industrial Equipment	30	\$44.10	\$37.96	\$37.97	\$58.57	\$91,730
17-2071	Electrical Engineers	42	\$54.67	\$45.45	\$53.21	\$62.25	\$113,710
49-9051	Electrical Power-Line Installers and Repairers	89	\$46.67	\$35.87	\$51.36	\$56.57	\$97,070
51-2028	Electrical/Electronic/Electromechanical Assemblers Only	12	\$24.04	\$20.89	\$23.17	\$28.76	\$50,010
47-2111	Electricians	286	\$38.18	\$29.54	\$37.89	\$45.93	\$79,410
17-2072	Electronics Engineers, Except Computer	13	\$52.95	\$45.88	\$49.76	\$54.95	\$110,140
25-2021	Elementary School Teachers, Except Special Education	475	-	-	-	-	\$77,020
43-4061	Eligibility Interviewers, Government Programs	76	\$26.75	\$24.97	\$26.69	\$29.43	\$55,630
17-2081	Environmental Engineers	12	\$52.93	\$43.73	\$52.15	\$57.22	\$110,100
19-2041	Environmental Scientists and Specialists, Including Health	23	\$39.25	\$31.39	\$37.24	\$39.10	\$81,640
43-6011	Executive Secretaries and Executive Administrative Assistants	61	\$32.31	\$29.20	\$33.74	\$36.96	\$67,200
39-9031	Exercise Trainers and Group Fitness Instructors	52	\$26.22	\$18.00	\$26.50	\$27.25	\$54,530
11-3013	Facilities Managers	26	\$62.75	\$50.23	\$60.77	\$71.57	\$130,520
45-2092	Farmworkers and Laborers, Crop, Nursery, and Greenhouse	38	\$19.14	\$17.14	\$17.20	\$20.68	\$39,810
35-3023	Fast Food and Counter Workers	1,366	\$15.94	\$14.90	\$15.21	\$16.44	\$33,160
43-4071	File Clerks	16	\$18.75	\$14.83	\$19.76	\$21.84	\$38,990
13-2051	Financial and Investment Analysts	16	\$44.04	\$33.30	\$46.12	\$52.25	\$91,610
11-3031	Financial Managers	87	\$72.31	\$55.25	\$65.76	\$82.63	\$150,410
13-2099	Financial Specialists, All Other	22	\$41.33	\$23.71	\$28.58	\$39.01	\$85,970
33-2011	Firefighters	50	\$30.10	\$21.36	\$31.07	\$38.82	\$62,620
47-1011	First-Line Supervisors of Construction Trades and Extraction Workers	303	\$47.28	\$36.90	\$46.79	\$56.13	\$98,340
33-1011	First-Line Supervisors of Correctional Officers	14	\$39.38	\$38.03	\$38.03	\$40.14	\$81,910
45-1011	First-Line Supervisors of Farming, Fishing, and Forestry Workers	27	\$39.02	\$31.69	\$34.97	\$45.81	\$81,160
33-1021	First-Line Supervisors of Firefighting and Prevention Workers	24	\$45.13	\$41.89	\$46.81	\$49.80	\$93,870
35-1012	First-Line Supervisors of Food Preparation and Serving Workers	407	\$21.48	\$17.26	\$20.78	\$23.35	\$44,670
37-1011	First-Line Supervisors of Housekeeping and Janitorial Workers	38	\$24.01	\$18.06	\$20.48	\$29.09	\$49,950
37-1012	First-Line Supervisors of Landscaping, Lawn Service, and Groundskeeping Workers	16	\$29.55	\$22.35	\$29.56	\$36.57	\$61,450
49-1011	First-Line Supervisors of Mechanics, Installers, and Repairers	243	\$43.91	\$30.96	\$43.94	\$58.77	\$91,330
41-1012	First-Line Supervisors of Non-Retail Sales Workers	30	\$41.06	\$30.88	\$36.29	\$45.31	\$85,410
43-1011	First-Line Supervisors of Office and Administrative Support Workers	332	\$33.79	\$27.29	\$32.33	\$39.49	\$70,270
39-1022	First-Line Supervisors of Personal Service Workers	16	\$24.21	\$19.30	\$22.31	\$26.80	\$50,360
33-1012	First-Line Supervisors of Police and Detectives	36	\$51.89	\$48.74	\$51.43	\$56.48	\$107,920
51-1011	First-Line Supervisors of Production and Operating Workers	393	\$40.71	\$29.07	\$38.73	\$52.85	\$84,680
41-1011	First-Line Supervisors of Retail Sales Workers	406	\$24.31	\$18.36	\$22.11	\$28.52	\$50,560
27-1023	Floral Designers	11	\$18.51	\$16.77	\$19.03	\$20.67	\$38,500
51-3092	Food Batchmakers	41	\$18.89	\$16.27	\$17.10	\$23.10	\$39,290
35-2021	Food Preparation Workers	203	\$17.37	\$16.22	\$16.90	\$18.14	\$36,130
35-3041	Food Servers, Nonrestaurant	71	\$16.57	\$15.75	\$16.27	\$16.79	\$34,470
11-9051	Food Service Managers	19	\$39.09	\$27.53	\$38.29	\$48.33	\$81,310
19-1032	Foresters	22	\$39.18	\$31.69	\$39.91	\$48.07	\$81,490
51-9051	Furnace, Kiln, Oven, Drier, and Kettle Operators and Tenders	33	\$28.91	\$26.22	\$28.77	\$34.46	\$60,120
11-1021	General and Operations Managers	572	\$59.90	\$38.94	\$52.30	\$74.87	\$124,590

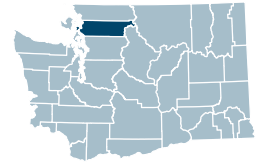
SOC code	Longview, Washington MSA occupational title	Estimated employment	Average wage	Percentiles			Annual wage
				25th	50th	75th	
27-1024	Graphic Designers	13	\$26.90	\$18.70	\$22.22	\$32.85	\$55,960
51-4033	Grind/Lap/Polish/Buf. Mach. Tool Setters, Oprs, & Tenders, Metal & Plastic	22	\$21.41	\$17.79	\$21.08	\$23.92	\$44,530
39-5012	Hairdressers, Hairstylists, and Cosmetologists	102	\$20.09	\$17.73	\$20.46	\$21.21	\$41,780
21-1022	Healthcare Social Workers	49	\$32.25	\$28.72	\$35.22	\$35.55	\$67,080
31-9099	Healthcare Support Workers, All Other	57	\$25.64	\$20.11	\$26.80	\$29.39	\$53,320
49-9021	Heating, Air Conditioning, and Refrigeration Mechanics and Installers	100	\$28.93	\$22.25	\$28.83	\$33.96	\$60,170
53-3032	Heavy and Tractor-Trailer Truck Drivers	769	\$27.19	\$23.75	\$27.00	\$28.74	\$56,560
49-9098	Helpers--Installation, Maintenance, and Repair Workers	51	\$23.79	\$18.30	\$26.59	\$27.38	\$49,480
51-9198	Helpers--Production Workers	97	\$19.75	\$16.64	\$17.46	\$23.06	\$41,080
47-4051	Highway Maintenance Workers	30	\$28.55	\$27.33	\$27.33	\$28.40	\$59,380
49-9031	Home Appliance Repairers	12	\$25.82	\$22.51	\$25.75	\$27.00	\$53,710
31-1120	Home Health and Personal Care Aides	1,622	\$17.31	\$16.27	\$16.40	\$18.10	\$36,000
43-4081	Hotel, Motel, and Resort Desk Clerks	77	\$16.29	\$14.86	\$15.39	\$16.09	\$33,880
43-4161	Human Resources Assistants, Except Payroll and Timekeeping	23	\$23.72	\$21.18	\$24.25	\$28.41	\$49,340
11-3121	Human Resources Managers	38	\$65.34	\$49.62	\$61.76	\$73.59	\$135,910
13-1071	Human Resources Specialists	157	\$35.22	\$27.91	\$34.85	\$41.17	\$73,250
17-2112	Industrial Engineers	77	\$49.54	\$41.32	\$47.09	\$60.30	\$103,040
49-9041	Industrial Machinery Mechanics	541	\$37.88	\$31.97	\$38.61	\$42.60	\$78,790
11-3051	Industrial Production Managers	94	\$66.56	\$54.99	\$65.19	\$74.78	\$138,450
53-7051	Industrial Truck and Tractor Operators	295	\$22.90	\$19.02	\$22.62	\$27.60	\$47,620
43-4199	Information and Record Clerks, All Other	30	\$20.71	\$17.97	\$19.56	\$23.98	\$43,080
51-9061	Inspectors, Testers, Sorters, Samplers, and Weighers	182	\$25.42	\$18.51	\$24.27	\$29.75	\$52,870
49-9099	Installation, Maintenance, and Repair Workers, All Other	24	\$23.10	\$17.57	\$21.85	\$25.81	\$48,040
25-9031	Instructional Coordinators	27	\$40.98	\$28.73	\$45.49	\$49.47	\$85,230
41-3021	Insurance Sales Agents	70	\$27.87	\$18.15	\$24.32	\$29.82	\$57,970
37-2011	Janitors and Cleaners, Except Maids and Housekeeping Cleaners	518	\$18.91	\$15.80	\$17.32	\$21.99	\$39,330
23-1023	Judges, Magistrate Judges, and Magistrates	14	\$65.56	\$47.99	\$55.75	\$81.41	\$136,360
25-2012	Kindergarten Teachers, Except Special Education	74	-	-	-	-	\$75,440
13-1075	Labor Relations Specialists	45	\$43.10	\$30.90	\$41.98	\$49.59	\$89,640
53-7062	Laborers and Freight, Stock, and Material Movers, Hand	849	\$18.29	\$15.32	\$16.81	\$21.13	\$38,030
37-3011	Landscaping and Groundskeeping Workers	211	\$19.86	\$17.34	\$18.10	\$22.93	\$41,310
51-6011	Laundry and Dry-Cleaning Workers	13	\$16.32	\$14.81	\$14.81	\$18.75	\$33,950
23-1011	Lawyers	57	\$53.20	\$41.35	\$54.18	\$62.00	\$110,650
43-6012	Legal Secretaries and Administrative Assistants	37	\$23.78	\$21.18	\$24.48	\$24.74	\$49,460
11-1031	Legislators	20	-	-	-	-	\$153,720
25-4022	Librarians and Media Collections Specialists	13	\$39.57	\$35.65	\$41.23	\$45.55	\$82,310
43-4121	Library Assistants, Clerical	15	\$17.86	\$14.79	\$15.52	\$19.80	\$37,140
29-2061	Licensed Practical and Licensed Vocational Nurses	120	\$31.38	\$28.66	\$31.25	\$33.93	\$65,270
53-3033	Light Truck Drivers	313	\$21.43	\$17.76	\$21.50	\$22.04	\$44,570
43-4131	Loan Interviewers and Clerks	74	\$23.58	\$20.56	\$22.47	\$27.25	\$49,040
13-2072	Loan Officers	134	\$35.82	\$23.72	\$29.01	\$37.71	\$74,510
11-9081	Lodging Managers	14	\$27.12	\$23.44	\$24.51	\$30.01	\$56,420
45-4023	Log Graders and Scalers	45	\$25.51	\$23.13	\$25.85	\$29.50	\$53,060
45-4022	Logging Equipment Operators	181	\$33.10	\$28.88	\$31.62	\$35.56	\$68,840

SOC code	Longview, Washington MSA occupational title	Estimated employment	Average wage	Percentiles			Annual wage
				25th	50th	75th	
45-4029	Logging Workers, All Other	67	\$30.78	\$28.79	\$29.29	\$32.81	\$64,010
13-1081	Logisticians	10	\$40.19	\$29.28	\$39.89	\$41.89	\$83,600
53-7063	Machine Feeders and Offbearers	122	\$21.08	\$19.90	\$19.90	\$22.51	\$43,840
51-4041	Machinists	122	\$27.80	\$23.39	\$27.97	\$31.56	\$57,830
29-2035	Magnetic Resonance Imaging Technologists	15	\$47.86	\$43.31	\$47.05	\$49.95	\$99,560
37-2012	Maids and Housekeeping Cleaners	210	\$16.39	\$15.14	\$16.05	\$16.70	\$34,100
49-9071	Maintenance and Repair Workers, General	384	\$24.34	\$18.21	\$23.24	\$28.83	\$50,620
49-9043	Maintenance Workers, Machinery	30	\$27.73	\$21.82	\$26.63	\$36.68	\$57,680
13-1111	Management Analysts	132	\$50.27	\$36.21	\$49.04	\$58.16	\$104,560
11-9199	Managers, All Other	114	\$62.86	\$49.56	\$57.63	\$72.50	\$130,740
39-5092	Manicurists and Pedicurists	77	\$19.37	\$16.04	\$17.94	\$21.04	\$40,280
13-1161	Market Research Analysts and Marketing Specialists	98	\$35.16	\$25.82	\$31.51	\$43.65	\$73,130
11-2021	Marketing Managers	26	\$66.84	\$43.26	\$63.77	\$82.11	\$139,020
51-3022	Meat, Poultry, and Fish Cutters and Trimmers	274	\$17.17	\$16.37	\$17.21	\$17.21	\$35,710
17-3013	Mechanical Drafters	31	\$32.13	\$25.74	\$31.28	\$35.53	\$66,840
17-2141	Mechanical Engineers	87	\$47.09	\$38.68	\$49.13	\$53.62	\$97,950
11-9111	Medical and Health Services Managers	61	\$58.97	\$37.52	\$54.84	\$64.42	\$122,650
31-9092	Medical Assistants	189	\$22.64	\$18.78	\$22.73	\$25.32	\$47,100
31-9093	Medical Equipment Preparers	27	\$21.42	\$17.50	\$19.00	\$23.38	\$44,550
29-2072	Medical Records Specialists	40	\$24.31	\$18.66	\$23.19	\$29.24	\$50,560
43-6013	Medical Secretaries and Administrative Assistants	74	\$21.75	\$18.11	\$21.71	\$26.10	\$45,250
13-1121	Meeting, Convention, and Event Planners	17	\$26.92	\$19.61	\$26.72	\$28.79	\$55,990
21-1023	Mental Health and Substance Abuse Social Workers	42	\$29.12	\$20.82	\$30.19	\$33.30	\$60,580
27-1026	Merchandise Displayers and Window Trimmers	34	\$18.94	\$15.83	\$16.56	\$21.36	\$39,390
25-2022	Middle School Teachers, Except Special and Career/Technical Education	128	-	-	-	-	\$77,540
49-9044	Millwrights	72	\$31.53	\$29.95	\$31.01	\$34.33	\$65,580
51-2090	Miscellaneous Assemblers and Fabricators	272	\$20.38	\$15.72	\$18.65	\$23.42	\$42,380
51-9023	Mixing and Blending Machine Setters, Operators, and Tenders	62	\$25.39	\$21.06	\$24.28	\$31.48	\$52,820
49-3042	Mobile Heavy Equipment Mechanics, Except Engines	161	\$30.97	\$24.65	\$30.18	\$37.70	\$64,410
51-9195	Molders, Shapers, and Casters, Except Metal and Plastic	108	\$22.05	\$18.91	\$22.00	\$24.14	\$45,860
39-4031	Morticians, Undertakers, and Funeral Arrangers	13	\$27.50	\$23.00	\$30.97	\$31.21	\$57,200
15-1244	Network and Computer Systems Administrators	50	\$46.05	\$37.65	\$44.45	\$48.91	\$95,790
29-1171	Nurse Practitioners	54	\$62.90	\$56.01	\$61.25	\$71.42	\$130,820
31-1131	Nursing Assistants	490	\$19.30	\$18.01	\$18.27	\$20.45	\$40,140
19-5011	Occupational Health and Safety Specialists	45	\$44.16	\$35.78	\$39.49	\$49.14	\$91,860
29-1122	Occupational Therapists	26	\$44.96	\$38.82	\$46.55	\$48.04	\$93,510
43-9199	Office and Administrative Support Workers, All Other	37	\$23.55	\$19.48	\$23.97	\$23.97	\$48,990
43-9061	Office Clerks, General	626	\$21.97	\$17.89	\$21.22	\$24.34	\$45,690
47-2073	Operating Engineers and Other Construction Equipment Operators	164	\$34.47	\$27.33	\$30.00	\$42.16	\$71,700
29-2081	Opticians, Dispensing	29	\$23.74	\$18.41	\$21.00	\$27.72	\$49,380
43-4151	Order Clerks	13	\$20.43	\$18.01	\$18.04	\$22.78	\$42,500
51-9111	Packaging and Filling Machine Operators and Tenders	151	\$18.97	\$16.23	\$17.40	\$21.15	\$39,460
53-7064	Packers and Packers, Hand	175	\$16.82	\$15.60	\$16.01	\$16.95	\$34,990
47-2141	Painters, Construction and Maintenance	34	\$23.29	\$19.18	\$22.59	\$23.59	\$48,450
51-9196	Paper Goods Machine Setters, Operators, and Tenders	618	\$31.69	\$28.05	\$29.39	\$37.10	\$65,900

SOC code	Longview, Washington MSA occupational title	Estimated employment	Average wage	Percentiles			Annual wage
				25th	50th	75th	
23-2011	Paralegals and Legal Assistants	26	\$30.28	\$28.95	\$30.20	\$33.65	\$62,980
29-2043	Paramedics	20	\$39.37	\$29.83	\$41.04	\$45.86	\$81,890
53-6021	Parking Attendants	24	\$15.05	\$14.49	\$14.97	\$14.97	\$31,310
41-2022	Parts Salespersons	106	\$20.46	\$17.10	\$18.24	\$22.56	\$42,550
43-3051	Payroll and Timekeeping Clerks	45	\$28.41	\$24.35	\$27.18	\$30.61	\$59,080
13-2052	Personal Financial Advisors	23	\$37.89	\$20.07	\$25.33	\$31.09	\$78,800
29-1051	Pharmacists	86	\$67.61	\$61.03	\$67.33	\$77.82	\$140,630
29-2052	Pharmacy Technicians	98	\$23.67	\$19.27	\$23.15	\$28.18	\$49,230
31-9097	Phlebotomists	34	\$24.47	\$19.32	\$23.51	\$29.57	\$50,890
29-1123	Physical Therapists	39	\$46.55	\$41.07	\$49.45	\$50.81	\$96,820
29-1071	Physician Assistants	16	\$64.10	\$52.55	\$64.50	\$69.98	\$133,330
29-1229	Physicians, All Other	33	\$113.79	\$74.30	\$111.46	-	\$236,670
47-2151	Pipelayers	-	\$32.45	\$25.75	\$30.85	\$38.76	\$67,500
47-2152	Plumbers, Pipefitters, and Steamfitters	176	\$32.12	\$22.31	\$28.00	\$36.09	\$66,810
33-3051	Police and Sheriff's Patrol Officers	126	\$39.93	\$37.21	\$40.22	\$43.03	\$83,050
43-5051	Postal Service Clerks	20	\$25.83	\$21.37	\$25.92	\$31.04	\$53,720
43-5052	Postal Service Mail Carriers	91	\$25.87	\$19.06	\$24.87	\$34.08	\$53,810
25-2011	Preschool Teachers, Except Special Education	138	\$19.85	\$17.42	\$19.06	\$24.26	\$41,280
51-5112	Printing Press Operators	23	\$21.08	\$18.22	\$20.36	\$23.60	\$43,840
21-1092	Probation Officers and Correctional Treatment Specialists	48	\$33.45	\$32.10	\$32.78	\$35.43	\$69,570
43-3061	Procurement Clerks	15	\$21.72	\$19.49	\$20.41	\$23.27	\$45,170
27-2012	Producers and Directors	12	\$34.06	\$21.66	\$36.97	\$43.77	\$70,840
43-5061	Production, Planning, and Expediting Clerks	215	\$29.86	\$22.61	\$29.31	\$34.61	\$62,100
13-1082	Project Management Specialists	89	\$46.55	\$33.10	\$43.90	\$55.64	\$96,820
11-9141	Property, Real Estate, and Community Association Managers	16	\$41.50	\$28.81	\$37.55	\$50.10	\$86,320
33-9099	Protective Service Workers, All Other	29	\$20.08	\$18.09	\$18.85	\$19.61	\$41,770
27-3031	Public Relations Specialists	27	\$39.88	\$29.31	\$34.58	\$48.14	\$82,960
11-3061	Purchasing Managers	24	\$72.58	\$59.44	\$68.07	\$78.64	\$150,970
29-2034	Radiologic Technologists and Technicians	43	\$38.96	\$31.22	\$37.56	\$45.31	\$81,050
41-9022	Real Estate Sales Agents	18	\$33.99	\$23.20	\$28.72	\$46.92	\$70,700
43-4171	Receptionists and Information Clerks	355	\$18.42	\$16.15	\$17.58	\$19.70	\$38,300
39-9032	Recreation Workers	69	\$17.23	\$15.93	\$16.75	\$17.59	\$35,840
29-1141	Registered Nurses	786	\$46.28	\$35.84	\$47.83	\$51.89	\$96,260
21-1015	Rehabilitation Counselors	36	\$32.68	\$22.84	\$30.16	\$38.60	\$67,960
41-2031	Retail Salespersons	1,174	\$18.30	\$15.53	\$16.24	\$18.22	\$38,060
47-2181	Roofers	153	\$26.87	\$24.76	\$25.00	\$26.70	\$55,900
41-9099	Sales and Related Workers, All Other	13	\$20.15	\$15.00	\$16.32	\$24.23	\$41,920
41-9031	Sales Engineers	16	\$41.67	\$33.14	\$42.61	\$44.57	\$86,680
11-2022	Sales Managers	71	\$70.66	\$52.13	\$65.97	\$85.89	\$146,980
41-3091	Sales Reps. of Svcs., Exc. Advertising, Insurance, Financial Svcs., & Travel	122	\$37.97	\$26.67	\$31.83	\$46.85	\$78,980
41-4012	Sales Reps/Wholesale/Mfg, Except Tech/Science Products	380	\$40.43	\$28.07	\$36.40	\$46.96	\$84,080
51-7041	Sawing Machine Setters, Operators, and Tenders, Wood	161	\$23.22	\$19.09	\$21.87	\$25.34	\$48,290
19-3034	School Psychologists	22	\$41.55	\$34.69	\$45.33	\$46.02	\$86,420
25-2031	Secondary School Teachers, Except Special and Career/Technical Education	209	-	-	-	-	\$80,340

SOC code	Longview, Washington MSA occupational title	Estimated employment	Average wage	Percentiles			Annual wage
				25th	50th	75th	
43-6014	Secretaries and Administrative Assistants, Except Legal, Medical, and Executive	463	\$23.52	\$19.44	\$23.60	\$27.31	\$48,920
41-3031	Securities, Commodities, and Financial Services Sales Agents	30	\$28.04	\$21.72	\$23.00	\$28.53	\$58,330
33-9032	Security Guards	102	\$19.32	\$15.74	\$17.01	\$22.51	\$40,180
25-3021	Self-Enrichment Teachers	57	\$21.00	\$14.49	\$20.57	\$22.81	\$43,680
47-2211	Sheet Metal Workers	53	\$44.83	\$27.73	\$47.24	\$63.30	\$93,240
43-5071	Shipping, Receiving, and Inventory Clerks	319	\$22.77	\$18.29	\$22.38	\$27.47	\$47,350
53-3053	Shuttle Drivers and Chauffeurs	45	\$17.58	\$16.84	\$17.29	\$18.23	\$36,560
51-3023	Slaughterers and Meat Packers	189	\$17.54	\$17.08	\$17.08	\$17.29	\$36,490
11-9151	Social and Community Service Managers	43	\$38.68	\$25.92	\$36.47	\$45.94	\$80,450
21-1093	Social and Human Service Assistants	91	\$22.82	\$17.38	\$21.30	\$28.61	\$47,460
15-1252	Software Developers	145	\$58.24	\$44.93	\$59.89	\$72.50	\$121,140
25-2052	Special Education Teachers, Kindergarten and Elementary School	49	-	-	-	-	\$73,140
25-2057	Special Education Teachers, Middle School	18	-	-	-	-	\$74,560
25-2051	Special Education Teachers, Preschool	12	-	-	-	-	\$69,040
25-2058	Special Education Teachers, Secondary School	33	-	-	-	-	\$79,430
29-1127	Speech-Language Pathologists	42	\$39.89	\$33.27	\$37.99	\$46.42	\$82,960
53-7065	Stockers and Order Fillers	816	\$17.73	\$15.91	\$16.86	\$19.07	\$36,870
51-2041	Structural Metal Fabricators and Fitters	30	\$27.34	\$23.43	\$27.25	\$31.03	\$56,870
21-1018	Substance abuse, behavioral disorder, and mental health counselors	222	\$28.47	\$21.24	\$24.32	\$33.29	\$59,220
25-3031	Substitute Teachers, Short-Term	103	\$24.79	\$22.19	\$26.05	\$26.05	\$51,550
25-9045	Teaching Assistants, Except Postsecondary	647	-	-	-	-	\$38,170
49-2022	Telecommunications Equipment Installers and Repairers, Except Line Installers	42	\$34.20	\$26.32	\$33.33	\$37.88	\$71,140
43-3071	Tellers	183	\$19.93	\$17.83	\$18.32	\$22.76	\$41,450
23-2093	Title Examiners, Abstractors, and Searchers	16	\$29.14	\$19.79	\$28.89	\$38.10	\$60,620
51-4194	Tool Grinders, Filers, and Sharpeners	73	\$27.13	\$24.77	\$24.77	\$31.54	\$56,430
13-1151	Training and Development Specialists	38	\$33.83	\$23.86	\$29.16	\$38.57	\$70,370
11-3071	Transportation, Storage, and Distribution Managers	33	\$60.12	\$48.87	\$59.64	\$70.27	\$125,040
53-1047	Transportation/ Material-Moving Supervisors/No Aircraft Cargo Handling Supervisors	260	\$33.72	\$24.90	\$29.69	\$43.37	\$70,140
25-3041	Tutors	17	\$17.24	\$14.96	\$15.51	\$18.38	\$35,860
19-3051	Urban and Regional Planners	18	\$35.50	\$29.96	\$32.24	\$45.49	\$73,850
29-1131	Veterinarians	15	\$53.28	\$40.12	\$53.07	\$60.19	\$110,810
31-9096	Veterinary Assistants and Laboratory Animal Caretakers	27	\$17.90	\$16.91	\$17.73	\$17.76	\$37,240
35-3031	Waiters and Waitresses	374	\$20.82	\$14.95	\$16.90	\$26.74	\$43,300
51-8031	Water and Wastewater Treatment Plant and System Operators	44	\$32.64	\$29.61	\$30.74	\$35.38	\$67,900
43-5111	Weighers, Measurers, Checkers, and Samplers, Recordkeeping	46	\$20.27	\$17.24	\$19.88	\$21.54	\$42,170
51-4121	Welders, Cutters, Solderers, and Brazers	151	\$26.14	\$22.72	\$24.72	\$28.76	\$54,360
51-7042	Woodworking Machine Setters, Operators, and Tenders, Except Sawing	99	\$23.87	\$21.39	\$24.54	\$25.91	\$49,650

Mount Vernon-Anacortes, Washington MSA
2023 Occupational Employment
and Wage Estimates
Includes Skagit County



SOC code	Mount Vernon-Anacortes, Washington MSA occupational title	Estimated employment	Average wage	Percentiles			Annual wage
				25th	50th	75th	
13-2011	Accountants and Auditors	329	\$39.98	\$30.83	\$37.77	\$47.55	\$83,160
11-3012	Administrative Services Managers	23	\$54.79	\$40.16	\$49.06	\$64.03	\$113,950
41-3011	Advertising Sales Agents	29	\$29.39	\$17.70	\$20.29	\$33.78	\$61,130
49-3011	Aircraft Mechanics and Service Technicians	16	\$31.94	\$30.06	\$31.64	\$35.77	\$66,440
39-3091	Amusement and Recreation Attendants	72	\$16.43	\$15.38	\$16.31	\$17.15	\$34,170
39-2021	Animal Caretakers	129	\$18.43	\$15.19	\$16.46	\$17.85	\$38,330
17-3011	Architectural and Civil Drafters	31	\$30.97	\$23.52	\$29.46	\$35.89	\$64,420
11-9041	Architectural and Engineering Managers	75	\$74.87	\$66.66	\$75.91	\$77.09	\$155,730
53-6031	Automotive and Watercraft Service Attendants	72	\$18.43	\$16.59	\$16.84	\$17.94	\$38,320
49-3021	Automotive Body and Related Repairers	51	\$25.10	\$21.43	\$24.01	\$28.41	\$52,200
49-3023	Automotive Service Technicians and Mechanics	264	\$26.22	\$18.28	\$23.99	\$30.46	\$54,530
51-3011	Bakers	90	\$18.25	\$16.13	\$17.50	\$19.10	\$37,950
35-3011	Bartenders	199	\$21.15	\$15.44	\$17.03	\$22.86	\$44,000
43-3021	Billing and Posting Clerks	159	\$24.09	\$19.64	\$23.20	\$27.87	\$50,120
19-4021	Biological Technicians	27	\$21.23	\$17.69	\$20.86	\$23.74	\$44,150
43-3031	Bookkeeping, Accounting, and Auditing Clerks	610	\$25.26	\$21.31	\$24.39	\$28.73	\$52,550
49-3031	Bus and Truck Mechanics and Diesel Engine Specialists	159	\$30.97	\$27.80	\$30.69	\$35.31	\$64,420
53-3051	Bus Drivers, School	171	\$28.23	\$28.77	\$29.29	\$29.73	\$58,710
13-1199	Business Operations Specialists, All Other	324	\$35.54	\$24.68	\$33.43	\$42.61	\$73,920
51-3021	Butchers and Meat Cutters	48	\$22.91	\$18.63	\$23.60	\$26.38	\$47,650
13-1020	Buyers and Purchasing Agents	151	\$33.40	\$25.00	\$32.33	\$38.98	\$69,460
51-7011	Cabinetmakers and Bench Carpenters	43	\$21.07	\$18.49	\$20.38	\$23.36	\$43,830
25-1194	Career/Technical Education Teachers, Postsecondary	143	\$30.60	\$23.01	\$28.24	\$37.15	\$63,650
25-2032	Career/Technical Education Teachers, Secondary School	84	-	-	-	-	\$89,950
47-2031	Carpenters	462	\$30.67	\$23.03	\$28.76	\$37.51	\$63,790
17-1021	Cartographers and Photogrammetrists	16	\$44.04	\$39.22	\$39.58	\$48.01	\$91,590
41-2011	Cashiers	1,088	\$17.62	\$15.10	\$16.54	\$17.86	\$36,650
47-2051	Cement Masons and Concrete Finishers	95	\$35.87	\$28.69	\$33.40	\$48.07	\$74,600
35-1011	Chefs and Head Cooks	51	\$27.84	\$21.81	\$26.21	\$31.54	\$57,900
19-4031	Chemical Technicians	21	\$25.14	\$18.10	\$22.15	\$35.73	\$52,300
11-1011	Chief Executives	29	\$99.24	\$68.91	\$98.64	-	\$206,420
21-1021	Child, Family, and School Social Workers	164	\$29.11	\$23.23	\$29.01	\$34.44	\$60,540
39-9011	Childcare Workers	56	\$17.30	\$15.43	\$16.45	\$17.86	\$35,990
29-1011	Chiropractors	16	\$31.40	\$22.20	\$23.60	\$32.24	\$65,310
17-3022	Civil Engineering Technologists and Technicians	32	\$33.30	\$30.91	\$31.08	\$38.08	\$69,260
17-2051	Civil Engineers	177	\$42.05	\$35.73	\$38.60	\$48.23	\$87,470
13-1031	Claims Adjusters, Examiners, and Investigators	49	\$35.10	\$24.31	\$36.15	\$45.28	\$73,020
53-7061	Cleaners of Vehicles and Equipment	189	\$17.95	\$16.50	\$17.07	\$19.14	\$37,340
29-2010	Clinical Laboratory Technologists and Technicians	129	\$29.58	\$20.44	\$29.99	\$39.34	\$61,530
27-2022	Coaches and Scouts	108	-	-	-	-	\$45,300

SOC code	Mount Vernon-Anacortes, Washington MSA occupational title	Estimated employment	Average wage	Percentiles			Annual wage
				25th	50th	75th	
51-9124	Coating, Painting, and Spraying Machine Setters, Operators, and Tenders	115	\$26.58	\$23.10	\$27.12	\$28.72	\$55,280
21-1099	Community and Social Service Specialists, All Other	67	\$25.49	\$18.02	\$24.00	\$29.96	\$53,020
21-1094	Community Health Workers	41	\$23.69	\$17.49	\$23.16	\$26.58	\$49,270
13-1141	Compensation, Benefits, and Job Analysis Specialists	11	\$42.73	\$36.39	\$40.91	\$47.18	\$88,880
13-1041	Compliance Officers	93	\$37.85	\$28.02	\$35.47	\$46.81	\$78,720
11-3021	Computer and Information Systems Managers	52	\$73.58	\$53.31	\$64.44	\$83.77	\$153,040
15-1231	Computer Network Support Specialists	37	\$33.13	\$22.15	\$31.68	\$40.33	\$68,900
51-9162	Computer Numerically Controlled Tool Programmers	21	\$35.83	\$28.62	\$36.13	\$38.70	\$74,520
15-1299	Computer Occupations, All Other	82	\$51.81	\$36.41	\$59.20	\$62.82	\$107,770
15-1211	Computer Systems Analysts	63	\$46.54	\$37.82	\$45.60	\$53.16	\$96,790
15-1232	Computer User Support Specialists	140	\$32.91	\$25.91	\$31.97	\$36.41	\$68,450
47-4011	Construction and Building Inspectors	84	\$36.66	\$29.57	\$37.39	\$43.91	\$76,250
47-2061	Construction Laborers	434	\$27.41	\$21.96	\$23.91	\$31.23	\$57,010
11-9021	Construction Managers	159	\$57.45	\$38.61	\$54.16	\$67.07	\$119,490
35-2011	Cooks, Fast Food	142	\$17.19	\$15.70	\$16.97	\$19.91	\$35,750
35-2012	Cooks, Institution and Cafeteria	174	\$21.25	\$17.70	\$21.52	\$24.23	\$44,190
35-2014	Cooks, Restaurant	512	\$19.65	\$17.37	\$18.34	\$21.68	\$40,880
35-2015	Cooks, Short Order	67	\$18.44	\$17.48	\$18.02	\$18.63	\$38,350
33-3012	Correctional Officers and Jailers	80	\$30.07	\$30.65	\$30.65	\$30.65	\$62,550
13-1051	Cost Estimators	91	\$39.25	\$30.74	\$38.22	\$45.41	\$81,640
41-2021	Counter and Rental Clerks	223	\$18.85	\$15.72	\$16.97	\$21.53	\$39,210
43-5021	Couriers and Messengers	21	\$18.20	\$16.19	\$17.10	\$18.98	\$37,860
43-4031	Court, Municipal, and License Clerks	111	\$27.74	\$25.44	\$26.40	\$29.07	\$57,710
53-7021	Crane and Tower Operators	33	\$33.14	\$30.50	\$30.54	\$37.78	\$68,930
13-2041	Credit Analysts	22	\$40.10	\$35.09	\$37.37	\$47.49	\$83,410
33-9091	Crossing Guards and Flaggers	22	\$24.84	\$19.45	\$23.60	\$30.15	\$51,680
43-4051	Customer Service Representatives	595	\$21.41	\$16.95	\$19.05	\$23.47	\$44,520
51-4031	Cutting, Punching, & Press Machine Setters, Operators, & Tenders, Metal & Plastic	17	\$21.91	\$18.85	\$21.90	\$24.93	\$45,580
43-9021	Data Entry Keyers	18	\$19.94	\$16.94	\$19.56	\$21.69	\$41,470
15-1242	Database Administrators	18	\$48.56	\$41.34	\$45.56	\$56.26	\$101,010
41-9011	Demonstrators and Product Promoters	36	\$16.60	\$14.87	\$14.91	\$17.56	\$34,540
31-9091	Dental Assistants	195	\$23.20	\$22.42	\$23.16	\$23.60	\$48,250
29-1292	Dental Hygienists	102	\$50.66	\$48.01	\$49.60	\$57.61	\$105,380
29-1021	Dentists, General	48	\$108.65	\$57.33	\$95.27	-	\$226,000
33-3021	Detectives and Criminal Investigators	13	\$41.47	\$41.85	\$41.85	\$41.85	\$86,260
29-2032	Diagnostic Medical Sonographers	39	\$46.75	\$47.87	\$49.53	\$49.53	\$97,230
29-1031	Dietitians and Nutritionists	16	\$36.61	\$30.95	\$33.68	\$43.32	\$76,140
35-9011	Dining Room and Cafeteria Attendants and Bartender Helpers	108	\$17.14	\$15.24	\$16.52	\$16.90	\$35,650
35-9021	Dishwashers	207	\$17.15	\$15.29	\$16.33	\$17.01	\$35,670
43-5032	Dispatchers, Except Police, Fire, and Ambulance	105	\$28.43	\$26.38	\$29.34	\$31.86	\$59,130
53-3031	Driver/Sales Workers	122	\$22.51	\$16.10	\$18.20	\$24.21	\$46,810
27-3041	Editors	18	\$35.68	\$21.03	\$32.87	\$48.85	\$74,210
11-9039	Education Administrators, All Other	20	\$40.74	\$29.47	\$35.18	\$54.18	\$84,750
11-9032	Education Administrators, Kindergarten through Secondary	109	-	-	-	-	\$148,730
11-9031	Education and Childcare Administrators, Preschool and Daycare	18	\$31.02	\$24.03	\$25.79	\$37.04	\$64,530

SOC code	Mount Vernon-Anacortes, Washington MSA occupational title	Estimated employment	Average wage	Percentiles			Annual wage
				25th	50th	75th	
25-9099	Educational Instruction and Library Workers, All Other	11	\$29.14	\$23.27	\$30.05	\$35.39	\$60,610
21-1012	Educational, Guidance, and Career Counselors and Advisors	85	\$42.10	\$36.75	\$37.94	\$51.70	\$87,560
49-2094	Electrical and Electronics Repairers, Commercial and Industrial Equipment	11	\$39.49	\$29.97	\$40.57	\$40.57	\$82,140
17-2071	Electrical Engineers	56	\$48.28	\$39.07	\$46.27	\$57.88	\$100,410
49-9051	Electrical Power-Line Installers and Repairers	29	\$51.76	\$43.44	\$52.33	\$55.90	\$107,670
51-2028	Electrical/Electronic/Electromechanical Assemblers Only	52	\$22.42	\$18.37	\$22.74	\$26.28	\$46,640
47-2111	Electricians	455	\$44.66	\$31.07	\$44.58	\$57.50	\$92,880
17-2072	Electronics Engineers, Except Computer	13	\$53.88	\$40.11	\$48.60	\$75.80	\$112,060
25-2021	Elementary School Teachers, Except Special Education	578	-	-	-	-	\$90,120
43-4061	Eligibility Interviewers, Government Programs	53	\$27.39	\$24.16	\$28.69	\$30.92	\$56,960
17-3029	Engineering Technologists and Technicians, Except Drafters, All Other	27	\$29.39	\$20.67	\$27.77	\$37.76	\$61,120
17-2199	Engineers, All Other	10	\$38.54	\$32.14	\$37.77	\$39.24	\$80,170
39-1014	Entertainment and Recreation Workers Supervisors, Except Gambling Services	24	\$29.00	\$20.81	\$27.28	\$37.38	\$60,330
17-2081	Environmental Engineers	17	\$52.89	\$45.03	\$57.94	\$57.94	\$110,000
19-4042	Environmental Science and Protection Technicians, Including Health	19	\$23.45	\$19.51	\$22.62	\$26.83	\$48,780
19-2041	Environmental Scientists and Specialists, Including Health	48	\$40.24	\$30.16	\$38.34	\$45.03	\$83,700
43-6011	Executive Secretaries and Executive Administrative Assistants	124	\$33.62	\$30.16	\$34.61	\$35.76	\$69,940
39-9031	Exercise Trainers and Group Fitness Instructors	123	\$22.96	\$19.19	\$22.50	\$25.77	\$47,760
11-3013	Facilities Managers	29	\$47.45	\$32.58	\$45.72	\$58.86	\$98,700
29-1215	Family Medicine Physicians	34	\$119.77	\$102.66	\$110.56	-	\$249,120
49-3041	Farm Equipment Mechanics and Service Technicians	35	\$29.55	\$24.50	\$28.99	\$31.69	\$61,470
45-2092	Farmworkers and Laborers, Crop, Nursery, and Greenhouse	44	\$18.71	\$14.52	\$17.89	\$20.39	\$38,910
45-2093	Farmworkers, Farm, Ranch, and Aquacultural Animals	48	\$19.45	\$17.30	\$19.60	\$22.19	\$40,460
35-3023	Fast Food and Counter Workers	1,531	\$16.24	\$15.04	\$16.06	\$16.87	\$33,780
51-2051	Fiberglass Laminators and Fabricators	71	\$23.20	\$18.50	\$22.29	\$25.15	\$48,260
43-4071	File Clerks	12	\$17.59	\$15.15	\$16.10	\$20.08	\$36,580
11-3031	Financial Managers	103	\$71.86	\$51.98	\$67.34	\$82.20	\$149,480
13-2099	Financial Specialists, All Other	24	\$41.53	\$25.56	\$36.42	\$57.08	\$86,380
33-2011	Firefighters	135	\$34.28	\$27.73	\$38.80	\$42.42	\$71,300
47-1011	First-Line Supervisors of Construction Trades and Extraction Workers	423	\$53.21	\$40.07	\$48.95	\$75.85	\$110,690
45-1011	First-Line Supervisors of Farming, Fishing, and Forestry Workers	23	\$27.76	\$23.29	\$26.01	\$31.69	\$57,730
33-1021	First-Line Supervisors of Firefighting and Prevention Workers	66	\$48.03	\$45.99	\$50.94	\$51.34	\$99,900
35-1012	First-Line Supervisors of Food Preparation and Serving Workers	498	\$22.55	\$17.87	\$21.45	\$26.42	\$46,900
37-1011	First-Line Supervisors of Housekeeping and Janitorial Workers	38	\$25.85	\$19.75	\$26.06	\$30.16	\$53,770
37-1012	First-Line Supervisors of Landscaping, Lawn Service, and Groundskeeping Workers	33	\$32.26	\$23.67	\$28.21	\$37.41	\$67,110
49-1011	First-Line Supervisors of Mechanics, Installers, and Repairers	246	\$39.61	\$30.76	\$39.53	\$47.66	\$82,390
41-1012	First-Line Supervisors of Non-Retail Sales Workers	50	\$40.60	\$30.43	\$35.01	\$49.40	\$84,440
43-1011	First-Line Supervisors of Office and Administrative Support Workers	467	\$33.85	\$26.92	\$30.59	\$38.75	\$70,410
39-1022	First-Line Supervisors of Personal Service Workers	19	\$29.04	\$20.93	\$27.39	\$37.25	\$60,410
33-1012	First-Line Supervisors of Police and Detectives	73	\$55.83	\$51.92	\$55.21	\$58.83	\$116,120
51-1011	First-Line Supervisors of Production and Operating Workers	431	\$35.70	\$28.54	\$36.36	\$42.66	\$74,250
41-1011	First-Line Supervisors of Retail Sales Workers	482	\$25.51	\$18.76	\$23.47	\$28.53	\$53,060
33-1091	First-Line Supervisors of Security Workers	16	\$29.62	\$25.36	\$28.89	\$34.32	\$61,610
47-2042	Floor Layers, Except Carpet, Wood, and Hard Tiles	18	\$24.75	\$18.96	\$20.69	\$35.30	\$51,480

SOC code	Mount Vernon-Anacortes, Washington MSA occupational title	Estimated employment	Average wage	Percentiles			Annual wage
				25th	50th	75th	
27-1023	Floral Designers	27	\$17.70	\$16.98	\$17.27	\$17.67	\$36,820
51-3092	Food Batchmakers	51	\$17.61	\$16.09	\$17.31	\$18.13	\$36,630
35-2021	Food Preparation Workers	265	\$18.79	\$17.21	\$18.24	\$20.98	\$39,080
35-3041	Food Servers, Nonrestaurant	101	\$16.93	\$16.04	\$16.59	\$17.29	\$35,220
11-9051	Food Service Managers	32	\$44.65	\$30.67	\$44.01	\$51.49	\$92,880
19-4071	Forest and Conservation Technicians	71	\$21.32	\$17.13	\$19.80	\$23.07	\$44,340
19-1032	Foresters	26	\$33.38	\$29.43	\$29.43	\$39.17	\$69,430
13-1131	Fundraisers	42	\$30.13	\$24.07	\$29.23	\$32.26	\$62,660
11-1021	General and Operations Managers	785	\$58.12	\$38.17	\$48.70	\$69.40	\$120,890
27-1024	Graphic Designers	38	\$29.33	\$20.73	\$26.43	\$40.89	\$61,000
51-4033	Grind/Lap/Polish/Buf. Mach. Tool Setters, Oprs, & Tenders, Metal & Plastic	38	\$22.51	\$21.93	\$21.93	\$23.16	\$46,820
29-2099	Health Technologists and Technicians, All Other	48	\$28.31	\$21.79	\$24.03	\$36.35	\$58,880
29-9099	Healthcare Practitioners and Technical Workers, All Other	13	\$34.95	\$29.78	\$36.86	\$41.05	\$72,690
21-1022	Healthcare Social Workers	88	\$33.07	\$26.68	\$32.67	\$37.03	\$68,790
31-9099	Healthcare Support Workers, All Other	46	\$24.68	\$21.71	\$23.10	\$27.70	\$51,330
29-2092	Hearing Aid Specialists	14	\$33.72	\$29.89	\$34.61	\$38.84	\$70,150
49-9021	Heating, Air Conditioning, and Refrigeration Mechanics and Installers	115	\$27.86	\$22.45	\$24.34	\$30.55	\$57,940
53-3032	Heavy and Tractor-Trailer Truck Drivers	787	\$29.46	\$24.58	\$29.12	\$31.93	\$61,280
49-9098	Helpers--Installation, Maintenance, and Repair Workers	24	\$18.45	\$15.52	\$17.14	\$20.49	\$38,380
51-9198	Helpers--Production Workers	41	\$19.23	\$17.36	\$17.94	\$20.76	\$39,990
47-4051	Highway Maintenance Workers	77	\$28.37	\$27.33	\$28.12	\$30.17	\$59,000
31-1120	Home Health and Personal Care Aides	1,137	\$16.61	\$14.60	\$15.99	\$17.33	\$34,560
35-9031	Hosts and Hostesses, Restaurant, Lounge, and Coffee Shop	78	\$16.83	\$15.41	\$16.36	\$17.27	\$35,000
43-4081	Hotel, Motel, and Resort Desk Clerks	135	\$16.71	\$15.12	\$16.17	\$17.42	\$34,750
43-4161	Human Resources Assistants, Except Payroll and Timekeeping	47	\$23.51	\$22.04	\$22.13	\$26.00	\$48,910
11-3121	Human Resources Managers	29	\$64.76	\$52.86	\$62.08	\$74.33	\$134,690
13-1071	Human Resources Specialists	225	\$33.78	\$25.17	\$31.52	\$40.56	\$70,260
17-2112	Industrial Engineers	55	\$43.74	\$39.03	\$41.62	\$49.86	\$90,980
49-9041	Industrial Machinery Mechanics	250	\$32.68	\$26.40	\$32.05	\$38.28	\$67,970
11-3051	Industrial Production Managers	67	\$56.79	\$47.30	\$52.74	\$64.59	\$118,110
53-7051	Industrial Truck and Tractor Operators	156	\$23.31	\$18.12	\$23.35	\$29.12	\$48,480
43-4199	Information and Record Clerks, All Other	40	\$21.42	\$18.43	\$20.86	\$23.06	\$44,550
51-9061	Inspectors, Testers, Sorters, Samplers, and Weighers	170	\$26.31	\$19.31	\$24.27	\$31.48	\$54,730
49-9099	Installation, Maintenance, and Repair Workers, All Other	43	\$25.55	\$19.28	\$22.33	\$32.76	\$53,150
25-9031	Instructional Coordinators	70	\$40.71	\$25.88	\$45.36	\$56.24	\$84,680
41-3021	Insurance Sales Agents	91	\$27.03	\$18.67	\$22.17	\$29.56	\$56,210
13-2053	Insurance Underwriters	10	\$33.87	\$16.47	\$28.60	\$51.00	\$70,450
27-1025	Interior Designers	12	\$23.89	\$17.59	\$20.44	\$28.27	\$49,680
43-4111	Interviewers, Except Eligibility and Loan	83	\$20.17	\$18.25	\$18.25	\$22.47	\$41,960
37-2011	Janitors and Cleaners, Except Maids and Housekeeping Cleaners	648	\$20.21	\$16.38	\$18.57	\$23.46	\$42,040
23-1023	Judges, Magistrate Judges, and Magistrates	12	\$63.66	\$47.99	\$50.31	\$95.81	\$132,410
25-2012	Kindergarten Teachers, Except Special Education	59	-	-	-	-	\$83,450
53-7062	Laborers and Freight, Stock, and Material Movers, Hand	788	\$18.64	\$16.27	\$17.60	\$20.68	\$38,760
37-3011	Landscaping and Groundskeeping Workers	426	\$20.74	\$17.83	\$18.57	\$22.71	\$43,130

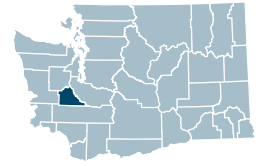
SOC code	Mount Vernon-Anacortes, Washington MSA occupational title	Estimated employment	Average wage	Percentiles			Annual wage
				25th	50th	75th	
51-6011	Laundry and Dry-Cleaning Workers	29	\$16.21	\$14.92	\$16.13	\$16.78	\$33,730
23-1011	Lawyers	89	\$54.90	\$39.60	\$50.99	\$64.07	\$114,200
43-6012	Legal Secretaries and Administrative Assistants	26	\$22.33	\$18.39	\$22.01	\$25.98	\$46,450
11-1031	Legislators	63	-	-	-	-	\$149,200
25-4022	Librarians and Media Collections Specialists	28	\$39.86	\$31.54	\$36.59	\$49.12	\$82,900
43-4121	Library Assistants, Clerical	55	\$20.33	\$16.22	\$18.96	\$23.39	\$42,280
25-4031	Library Technicians	16	\$23.54	\$19.33	\$22.27	\$28.88	\$48,960
29-2061	Licensed Practical and Licensed Vocational Nurses	130	\$31.94	\$29.13	\$32.46	\$36.56	\$66,420
33-9092	Lifeguards, Ski Patrol, and Other Recreational Protective Service Workers	41	\$14.97	\$14.49	\$14.49	\$14.49	\$31,140
53-3033	Light Truck Drivers	541	\$23.97	\$18.55	\$22.32	\$28.09	\$49,860
43-4131	Loan Interviewers and Clerks	98	\$24.34	\$21.05	\$23.20	\$27.69	\$50,630
13-2072	Loan Officers	141	\$40.21	\$24.30	\$32.55	\$46.22	\$83,630
11-9081	Lodging Managers	21	\$30.62	\$22.95	\$26.08	\$36.47	\$63,700
45-4022	Logging Equipment Operators	30	\$32.01	\$30.82	\$31.13	\$32.34	\$66,580
13-1081	Logisticians	16	\$38.93	\$31.31	\$31.33	\$48.43	\$80,960
53-7063	Machine Feeders and Offbearers	55	\$19.45	\$17.11	\$17.42	\$23.46	\$40,450
51-4041	Machinists	226	\$28.63	\$23.40	\$29.40	\$34.31	\$59,560
29-2035	Magnetic Resonance Imaging Technologists	19	\$48.86	\$42.98	\$51.67	\$51.96	\$101,620
37-2012	Maids and Housekeeping Cleaners	362	\$16.68	\$15.82	\$16.25	\$16.87	\$34,690
43-9051	Mail Clerks and Mail Machine Operators, Except Postal Service	17	\$17.15	\$14.50	\$17.02	\$17.72	\$35,680
49-9071	Maintenance and Repair Workers, General	534	\$26.22	\$19.31	\$24.54	\$30.56	\$54,530
13-1111	Management Analysts	108	\$42.88	\$30.67	\$38.71	\$51.13	\$89,190
11-9199	Managers, All Other	80	\$61.45	\$42.68	\$57.75	\$72.83	\$127,820
13-1161	Market Research Analysts and Marketing Specialists	140	\$32.12	\$22.71	\$29.57	\$37.63	\$66,800
11-2021	Marketing Managers	47	\$65.08	\$39.78	\$54.06	\$89.88	\$135,370
51-3022	Meat, Poultry, and Fish Cutters and Trimmers	337	\$16.17	\$15.66	\$15.66	\$16.98	\$33,640
17-3013	Mechanical Drafters	44	\$26.57	\$23.34	\$25.27	\$28.92	\$55,270
17-2141	Mechanical Engineers	334	\$48.13	\$38.30	\$48.13	\$56.90	\$100,100
11-9111	Medical and Health Services Managers	99	\$59.86	\$41.69	\$52.00	\$63.59	\$124,510
31-9092	Medical Assistants	276	\$22.86	\$20.03	\$22.26	\$24.64	\$47,550
29-2072	Medical Records Specialists	61	\$26.78	\$23.07	\$24.67	\$29.14	\$55,690
43-6013	Medical Secretaries and Administrative Assistants	175	\$22.28	\$19.36	\$22.19	\$22.84	\$46,330
31-9094	Medical Transcriptionists	18	\$21.04	\$17.19	\$20.48	\$23.33	\$43,770
13-1121	Meeting, Convention, and Event Planners	25	\$27.39	\$21.90	\$23.13	\$32.07	\$56,980
21-1023	Mental Health and Substance Abuse Social Workers	57	\$23.35	\$17.53	\$19.88	\$30.75	\$48,570
25-2022	Middle School Teachers, Except Special and Career/Technical Education	210	-	-	-	-	\$88,050
49-9044	Millwrights	62	\$30.39	\$31.30	\$31.30	\$31.30	\$63,210
51-2090	Miscellaneous Assemblers and Fabricators	499	\$22.75	\$19.06	\$22.13	\$24.23	\$47,310
51-9023	Mixing and Blending Machine Setters, Operators, and Tenders	254	\$27.41	\$29.41	\$29.43	\$29.43	\$57,020
49-3042	Mobile Heavy Equipment Mechanics, Except Engines	69	\$35.21	\$29.05	\$34.07	\$41.16	\$73,240
49-3051	Motorboat Mechanics and Service Technicians	90	\$25.96	\$23.65	\$24.37	\$29.95	\$54,000
11-9121	Natural Sciences Managers	18	\$59.35	\$50.28	\$54.76	\$66.48	\$123,450
15-1244	Network and Computer Systems Administrators	58	\$44.76	\$36.82	\$42.60	\$50.01	\$93,100
29-1171	Nurse Practitioners	49	\$61.10	\$53.80	\$61.85	\$64.09	\$127,100
31-1131	Nursing Assistants	410	\$19.80	\$18.29	\$18.57	\$21.84	\$41,190

SOC code	Mount Vernon-Anacortes, Washington MSA occupational title	Estimated employment	Average wage	Percentiles			Annual wage
				25th	50th	75th	
19-5011	Occupational Health and Safety Specialists	41	\$38.74	\$36.67	\$39.30	\$42.47	\$80,570
29-1122	Occupational Therapists	64	\$44.50	\$39.47	\$44.79	\$49.55	\$92,560
43-9199	Office and Administrative Support Workers, All Other	80	\$19.20	\$14.90	\$17.29	\$23.77	\$39,930
43-9061	Office Clerks, General	824	\$22.64	\$17.52	\$21.12	\$24.82	\$47,090
47-2073	Operating Engineers and Other Construction Equipment Operators	242	\$40.08	\$31.63	\$38.54	\$49.11	\$83,370
29-2057	Ophthalmic Medical Technicians	40	\$21.66	\$18.75	\$21.10	\$23.20	\$45,050
29-2081	Opticians, Dispensing	43	\$21.81	\$17.98	\$21.41	\$24.17	\$45,360
29-1041	Optometrists	16	\$57.31	\$31.59	\$65.16	\$67.47	\$119,200
49-3053	Outdoor Power Equipment and Other Small Engine Mechanics	19	\$23.91	\$19.43	\$23.50	\$28.18	\$49,740
51-9111	Packaging and Filling Machine Operators and Tenders	168	\$19.83	\$16.50	\$19.22	\$22.93	\$41,240
53-7064	Packers and Packagers, Hand	223	\$17.99	\$15.56	\$16.59	\$18.30	\$37,420
47-2141	Painters, Construction and Maintenance	125	\$24.46	\$21.74	\$22.88	\$25.39	\$50,870
23-2011	Paralegals and Legal Assistants	79	\$27.27	\$22.55	\$24.54	\$33.30	\$56,720
29-2043	Paramedics	42	\$37.04	\$38.20	\$38.77	\$38.77	\$77,040
53-6021	Parking Attendants	25	\$16.52	\$15.25	\$16.20	\$17.12	\$34,360
41-2022	Parts Salespersons	158	\$22.34	\$16.98	\$21.48	\$26.76	\$46,470
43-3051	Payroll and Timekeeping Clerks	38	\$27.47	\$23.91	\$28.39	\$30.42	\$57,140
39-9099	Personal Care and Service Workers, All Other	-	\$18.71	\$15.21	\$15.65	\$19.19	\$38,930
13-2052	Personal Financial Advisors	52	\$51.96	\$23.62	\$33.94	\$74.54	\$108,080
37-3012	Pesticide Handlers, Sprayers, and Applicators, Vegetation	24	\$23.71	\$20.29	\$24.66	\$25.60	\$49,330
29-1051	Pharmacists	101	\$65.75	\$63.29	\$65.77	\$74.03	\$136,750
31-9095	Pharmacy Aides	32	\$18.47	\$15.26	\$16.96	\$19.18	\$38,420
29-2052	Pharmacy Technicians	126	\$22.83	\$19.51	\$22.67	\$24.38	\$47,480
31-2021	Physical Therapist Assistants	36	\$29.32	\$25.50	\$28.59	\$33.40	\$60,990
29-1123	Physical Therapists	85	\$49.12	\$44.10	\$49.85	\$51.38	\$102,180
29-1071	Physician Assistants	32	\$68.84	\$62.27	\$65.37	\$76.51	\$143,190
29-1229	Physicians, All Other	93	\$128.29	\$106.69	-	-	\$266,840
47-2151	Pipelayers	26	\$31.77	\$24.24	\$32.60	\$37.61	\$66,080
47-2152	Plumbers, Pipefitters, and Steamfitters	167	\$33.31	\$23.77	\$30.25	\$38.60	\$69,280
33-3051	Police and Sheriff's Patrol Officers	223	\$41.58	\$37.69	\$41.63	\$45.44	\$86,480
43-5051	Postal Service Clerks	36	\$25.54	\$23.14	\$24.67	\$28.22	\$53,130
43-5052	Postal Service Mail Carriers	124	\$26.40	\$19.42	\$25.32	\$34.30	\$54,910
25-2011	Preschool Teachers, Except Special Education	141	\$17.56	\$15.13	\$16.81	\$17.52	\$36,510
21-1092	Probation Officers and Correctional Treatment Specialists	22	\$36.29	\$32.90	\$34.55	\$40.50	\$75,490
43-3061	Procurement Clerks	22	\$19.84	\$19.01	\$19.07	\$21.18	\$41,260
51-9199	Production Workers, All Other	23	\$21.82	\$15.17	\$18.00	\$27.87	\$45,390
43-5061	Production, Planning, and Expediting Clerks	153	\$24.87	\$16.88	\$22.25	\$30.85	\$51,720
13-1082	Project Management Specialists	97	\$46.59	\$35.51	\$46.84	\$53.73	\$96,910
11-9141	Property, Real Estate, and Community Association Managers	38	-	-	-	-	-
33-9099	Protective Service Workers, All Other	51	\$23.92	\$19.19	\$22.84	\$23.74	\$49,750
27-3031	Public Relations Specialists	34	\$37.13	\$29.98	\$36.39	\$43.12	\$77,230
29-2034	Radiologic Technologists and Technicians	82	\$38.71	\$30.38	\$38.38	\$47.90	\$80,520
41-9022	Real Estate Sales Agents	34	\$37.39	\$27.08	\$33.30	\$41.61	\$77,770
43-4171	Receptionists and Information Clerks	478	\$19.02	\$16.73	\$18.17	\$21.54	\$39,560
39-9032	Recreation Workers	85	\$18.47	\$16.00	\$16.90	\$20.34	\$38,410

SOC code	Mount Vernon-Anacortes, Washington MSA occupational title	Estimated employment	Average wage	Percentiles			Annual wage
				25th	50th	75th	
49-3092	Recreational Vehicle Service Technicians	45	-	-	-	-	-
29-1141	Registered Nurses	937	\$45.87	\$37.73	\$45.25	\$50.20	\$95,410
21-1015	Rehabilitation Counselors	95	\$30.26	\$22.00	\$23.00	\$35.86	\$62,940
39-9041	Residential Advisors	57	\$17.25	\$15.06	\$16.65	\$17.88	\$35,880
41-2031	Retail Salespersons	1,800	\$19.29	\$15.73	\$16.86	\$18.51	\$40,130
47-2181	Roofers	81	\$30.05	\$23.95	\$29.97	\$30.35	\$62,500
53-5011	Sailors and Marine Oilers	72	\$29.31	\$27.07	\$27.21	\$34.21	\$60,960
41-9099	Sales and Related Workers, All Other	16	\$21.46	\$14.84	\$15.83	\$17.92	\$44,630
11-2022	Sales Managers	106	\$71.14	\$50.48	\$71.32	\$95.63	\$147,980
41-3091	Sales Reps. of Svcs., Exc. Advertising, Insurance, Financial Svcs., & Travel	161	\$36.94	\$21.90	\$29.65	\$46.55	\$76,830
41-4012	Sales Reps/Wholesale/Mfg, Except Tech/Science Products	404	\$41.96	\$27.91	\$36.09	\$49.23	\$87,280
51-7041	Sawing Machine Setters, Operators, and Tenders, Wood	82	\$22.63	\$21.36	\$22.56	\$24.98	\$47,080
19-3034	School Psychologists	27	\$48.98	\$45.69	\$47.49	\$55.74	\$101,890
25-2031	Secondary School Teachers, Except Special and Career/Technical Education	287	-	-	-	-	\$93,330
43-6014	Secretaries and Administrative Assistants, Except Legal, Medical, and Executive	559	\$24.24	\$19.97	\$23.87	\$28.45	\$50,410
41-3031	Securities, Commodities, and Financial Services Sales Agents	102	\$31.38	\$21.97	\$24.09	\$35.23	\$65,280
33-9032	Security Guards	154	\$21.14	\$17.20	\$21.46	\$23.62	\$43,980
25-3021	Self-Enrichment Teachers	161	\$21.47	\$15.55	\$19.03	\$24.25	\$44,650
51-9012	Separate/Filter/Clarify/Precipitate /Still Machine Setters/Operators/Tenders	26	\$25.05	\$19.32	\$22.84	\$25.99	\$52,100
47-4071	Septic Tank Servicers and Sewer Pipe Cleaners	23	\$27.63	\$22.74	\$22.94	\$31.21	\$57,480
47-2211	Sheet Metal Workers	42	\$30.73	\$24.42	\$28.16	\$32.42	\$63,920
43-5071	Shipping, Receiving, and Inventory Clerks	251	\$20.91	\$17.51	\$20.15	\$23.25	\$43,480
53-3053	Shuttle Drivers and Chauffeurs	47	\$18.24	\$15.92	\$18.74	\$19.18	\$37,940
11-9151	Social and Community Service Managers	61	\$43.69	\$30.76	\$40.58	\$51.19	\$90,860
21-1093	Social and Human Service Assistants	117	\$19.63	\$15.79	\$18.50	\$21.83	\$40,840
15-1252	Software Developers	196	\$57.52	\$47.59	\$52.98	\$73.66	\$119,640
15-1253	Software Quality Assurance Analysts and Testers	16	\$44.69	\$37.32	\$38.06	\$48.28	\$92,950
19-1013	Soil and Plant Scientists	38	\$35.53	\$30.61	\$34.53	\$39.54	\$73,900
25-2052	Special Education Teachers, Kindergarten and Elementary School	61	-	-	-	-	\$84,200
25-2057	Special Education Teachers, Middle School	27	-	-	-	-	\$91,100
25-2058	Special Education Teachers, Secondary School	42	-	-	-	-	\$92,340
29-1127	Speech-Language Pathologists	77	\$44.08	\$38.40	\$44.40	\$49.77	\$91,680
53-7065	Stockers and Order Fillers	841	\$18.97	\$17.04	\$17.89	\$20.61	\$39,460
51-2041	Structural Metal Fabricators and Fitters	61	\$29.91	\$23.59	\$29.09	\$37.96	\$62,220
21-1018	Substance abuse, behavioral disorder, and mental health counselors	192	\$27.20	\$19.08	\$22.47	\$30.84	\$56,580
25-3031	Substitute Teachers, Short-Term	265	\$22.69	\$20.17	\$23.33	\$25.20	\$47,200
17-3031	Surveying and Mapping Technicians	21	\$27.16	\$23.92	\$28.65	\$30.13	\$56,500
25-3099	Teachers and Instructors, All Other	11	-	-	-	-	\$73,480
25-9045	Teaching Assistants, Except Postsecondary	789	-	-	-	-	\$45,070
49-2022	Telecommunications Equipment Installers and Repairers, Except Line Installers	29	\$32.38	\$26.91	\$36.49	\$36.82	\$67,340
43-3071	Tellers	159	\$19.75	\$17.86	\$18.69	\$21.79	\$41,080
49-3093	Tire Repairers and Changers	40	\$18.69	\$15.70	\$17.86	\$18.89	\$38,870

SOC code	Mount Vernon-Anacortes, Washington MSA occupational title	Estimated employment	Average wage	Percentiles			Annual wage
				25th	50th	75th	
23-2093	Title Examiners, Abstractors, and Searchers	26	\$28.05	\$22.45	\$24.60	\$30.43	\$58,350
13-1151	Training and Development Specialists	64	\$37.99	\$26.92	\$35.66	\$56.39	\$79,030
11-3071	Transportation, Storage, and Distribution Managers	26	\$51.22	\$42.66	\$50.52	\$57.56	\$106,540
53-1047	Transportation/ Material-Moving Supervisors/No Aircraft Cargo Handling Supervisors	212	\$31.72	\$23.70	\$29.89	\$39.50	\$65,970
25-3041	Tutors	59	\$20.27	\$17.55	\$19.94	\$21.62	\$42,170
19-3051	Urban and Regional Planners	54	\$40.66	\$34.97	\$40.34	\$46.64	\$84,570
29-1131	Veterinarians	46	\$57.79	\$47.73	\$54.76	\$67.65	\$120,210
31-9096	Veterinary Assistants and Laboratory Animal Caretakers	65	\$18.14	\$17.01	\$17.48	\$18.52	\$37,740
29-2056	Veterinary Technologists and Technicians	47	\$24.57	\$22.44	\$24.55	\$26.63	\$51,110
35-3031	Waiters and Waitresses	682	\$22.18	\$15.27	\$17.28	\$27.36	\$46,130
51-8031	Water and Wastewater Treatment Plant and System Operators	78	\$32.65	\$29.68	\$31.98	\$38.32	\$67,910
15-1255	Web and Digital Interface Designers	27	\$43.79	\$29.82	\$36.15	\$54.51	\$91,090
43-5111	Weighers, Measurers, Checkers, and Samplers, Recordkeeping	14	\$23.15	\$19.44	\$23.23	\$25.59	\$48,150
51-4121	Welders, Cutters, Solderers, and Brazers	257	\$30.39	\$26.67	\$29.30	\$35.65	\$63,210
51-7042	Woodworking Machine Setters, Operators, and Tenders, Except Sawing	65	\$21.73	\$17.94	\$22.96	\$24.40	\$45,200
19-1023	Zoologists and Wildlife Biologists	44	\$36.00	\$29.06	\$35.86	\$37.76	\$74,870

Olympia-Tumwater, Washington MSA
2023 Occupational Employment
and Wage Estimates
Includes Thurston County



SOC code	Olympia-Tumwater, Washington MSA occupational title	Estimated employment	Average wage	Percentiles			Annual wage
				25th	50th	75th	
13-2011	Accountants and Auditors	1,024	\$41.25	\$32.27	\$39.15	\$46.87	\$85,810
11-3012	Administrative Services Managers	107	\$58.02	\$48.72	\$58.44	\$66.72	\$120,680
25-3011	Adult Basic, Adult Secondary Education, & English as a Second Language Instructors	28	\$24.02	\$18.88	\$22.98	\$29.49	\$49,970
41-3011	Advertising Sales Agents	44	\$37.52	\$22.71	\$28.95	\$43.28	\$78,040
49-3011	Aircraft Mechanics and Service Technicians	53	\$30.06	\$23.40	\$30.16	\$38.35	\$62,510
39-3091	Amusement and Recreation Attendants	189	\$15.51	\$14.95	\$14.97	\$16.06	\$32,250
39-2021	Animal Caretakers	258	\$18.28	\$15.10	\$16.35	\$17.32	\$38,020
19-3091	Anthropologists and Archeologists	21	\$32.14	\$23.72	\$30.85	\$39.17	\$66,860
17-1011	Architects, Except Landscape and Naval	68	\$41.84	\$38.00	\$41.57	\$47.05	\$87,030
17-3011	Architectural and Civil Drafters	93	\$30.14	\$23.93	\$28.04	\$34.87	\$62,700
11-9041	Architectural and Engineering Managers	94	\$73.78	\$63.38	\$71.45	\$79.40	\$153,460
25-4011	Archivists	79	\$32.19	\$27.33	\$32.48	\$37.69	\$66,950
25-1121	Art, Drama, and Music Teachers, Postsecondary	59	-	-	-	-	\$83,550
29-9091	Athletic Trainers	15	-	-	-	-	\$48,360
27-4011	Audio and Video Technicians	12	\$27.02	\$24.33	\$24.33	\$24.33	\$56,210
29-1181	Audiologists	20	\$38.08	\$27.37	\$40.98	\$48.40	\$79,200
53-6031	Automotive and Watercraft Service Attendants	160	\$17.11	\$16.00	\$16.76	\$17.91	\$35,580
49-3021	Automotive Body and Related Repairers	97	\$28.73	\$20.87	\$22.66	\$35.93	\$59,760
49-3023	Automotive Service Technicians and Mechanics	436	\$25.97	\$18.69	\$23.12	\$29.89	\$54,020
51-3011	Bakers	159	\$18.30	\$16.16	\$17.28	\$19.12	\$38,070
35-3011	Bartenders	476	\$22.84	\$15.36	\$17.24	\$30.06	\$47,510
43-3011	Bill and Account Collectors	118	\$23.20	\$19.44	\$21.97	\$23.65	\$48,250
43-3021	Billing and Posting Clerks	291	\$22.36	\$18.68	\$21.68	\$25.06	\$46,510
25-1042	Biological Science Teachers, Postsecondary	41	-	-	-	-	\$66,370
19-1029	Biological Scientists, All Other	70	\$41.60	\$34.97	\$40.05	\$46.96	\$86,540
19-4021	Biological Technicians	111	\$22.54	\$19.44	\$21.50	\$24.72	\$46,890
43-3031	Bookkeeping, Accounting, and Auditing Clerks	1,145	\$24.53	\$20.36	\$23.17	\$28.22	\$51,030
43-4011	Brokerage Clerks	-	\$25.58	\$22.48	\$23.87	\$29.79	\$53,200
13-2031	Budget Analysts	205	\$39.54	\$34.11	\$39.58	\$44.56	\$82,240
49-3031	Bus and Truck Mechanics and Diesel Engine Specialists	248	\$30.74	\$27.23	\$30.74	\$35.71	\$63,930
53-3051	Bus Drivers, School	451	\$23.88	\$23.40	\$23.91	\$26.42	\$49,670
13-1199	Business Operations Specialists, All Other	1,321	\$36.99	\$28.30	\$35.86	\$41.19	\$76,940
25-1011	Business Teachers, Postsecondary	59	-	-	-	-	\$85,300
51-3021	Butchers and Meat Cutters	128	\$21.61	\$17.16	\$21.01	\$25.07	\$44,940
13-1020	Buyers and Purchasing Agents	570	\$34.34	\$28.00	\$33.30	\$38.62	\$71,420
51-7011	Cabinetmakers and Bench Carpenters	45	\$20.80	\$18.28	\$18.31	\$22.38	\$43,260
25-2023	Career/Technical Education Teachers, Middle School	25	-	-	-	-	\$87,990
25-2032	Career/Technical Education Teachers, Secondary School	134	-	-	-	-	\$90,790
47-2031	Carpenters	846	\$30.89	\$23.66	\$28.03	\$35.64	\$64,240

SOC code	Olympia-Tumwater, Washington MSA occupational title	Estimated employment	Average wage	Percentiles			Annual wage
				25th	50th	75th	
17-1021	Cartographers and Photogrammetrists	40	\$40.31	\$34.11	\$41.01	\$45.47	\$83,840
41-2011	Cashiers	2,235	\$17.09	\$15.04	\$16.04	\$17.43	\$35,540
35-1011	Chefs and Head Cooks	89	\$29.62	\$23.43	\$29.01	\$35.85	\$61,610
19-4031	Chemical Technicians	14	\$19.91	\$18.09	\$19.64	\$20.76	\$41,420
25-1052	Chemistry Teachers, Postsecondary	21	-	-	-	-	\$69,610
19-2031	Chemists	41	\$40.33	\$35.18	\$39.58	\$44.77	\$83,880
11-1011	Chief Executives	121	\$104.72	\$64.41	\$82.95	\$105.27	\$217,820
21-1021	Child, Family, and School Social Workers	377	\$31.35	\$23.62	\$33.46	\$34.97	\$65,210
39-9011	Childcare Workers	142	\$16.66	\$15.24	\$16.32	\$17.41	\$34,650
29-1011	Chiropractors	50	\$34.09	\$20.76	\$23.37	\$37.39	\$70,900
17-3022	Civil Engineering Technologists and Technicians	169	\$33.02	\$28.69	\$33.30	\$37.61	\$68,670
17-2051	Civil Engineers	783	\$46.23	\$38.61	\$45.68	\$51.94	\$96,160
13-1031	Claims Adjusters, Examiners, and Investigators	857	\$32.47	\$27.33	\$32.48	\$35.86	\$67,540
53-7061	Cleaners of Vehicles and Equipment	213	\$17.00	\$14.64	\$16.59	\$17.74	\$35,360
21-2011	Clergy	24	\$30.28	\$17.82	\$32.29	\$37.84	\$62,980
19-3033	Clinical and Counseling Psychologists	34	\$53.32	\$47.79	\$53.05	\$61.38	\$110,910
29-2010	Clinical Laboratory Technologists and Technicians	167	\$32.80	\$24.06	\$30.77	\$42.37	\$68,230
27-2022	Coaches and Scouts	439	-	-	-	-	\$48,110
51-9124	Coating, Painting, and Spraying Machine Setters, Operators, and Tenders	82	\$25.55	\$18.73	\$20.91	\$23.82	\$53,150
53-2012	Commercial Pilots	54	-	-	-	-	\$107,080
25-1122	Communications Teachers, Postsecondary	19	-	-	-	-	\$63,710
21-1099	Community and Social Service Specialists, All Other	129	\$34.28	\$25.36	\$37.69	\$42.61	\$71,310
21-1094	Community Health Workers	60	\$22.67	\$17.42	\$21.76	\$25.17	\$47,150
13-1141	Compensation, Benefits, and Job Analysis Specialists	415	\$30.50	\$24.16	\$27.33	\$31.69	\$63,450
13-1041	Compliance Officers	936	\$36.40	\$29.43	\$34.97	\$40.57	\$75,710
11-3021	Computer and Information Systems Managers	596	\$67.46	\$53.82	\$59.44	\$76.58	\$140,310
17-2061	Computer Hardware Engineers	15	-	-	-	-	-
15-1241	Computer Network Architects	247	\$49.58	\$46.58	\$49.43	\$53.19	\$103,120
15-1231	Computer Network Support Specialists	238	\$40.99	\$37.05	\$41.34	\$45.43	\$85,260
51-9161	Computer Numerically Controlled Tool Operators	14	\$21.32	\$18.31	\$20.71	\$23.93	\$44,340
15-1299	Computer Occupations, All Other	179	\$53.16	\$31.46	\$46.27	\$66.50	\$110,570
15-1251	Computer Programmers	56	\$47.30	\$35.05	\$40.34	\$61.13	\$98,370
25-1021	Computer Science Teachers, Postsecondary	35	-	-	-	-	\$81,320
15-1211	Computer Systems Analysts	708	\$49.86	\$43.25	\$46.58	\$53.63	\$103,720
15-1232	Computer User Support Specialists	711	\$31.62	\$24.72	\$31.39	\$36.76	\$65,770
49-2011	Computer, Automated Teller, and Office Machine Repairers	47	\$22.50	\$17.74	\$20.61	\$24.80	\$46,800
19-1031	Conservation Scientists	221	\$36.51	\$32.48	\$37.69	\$39.58	\$75,950
47-4011	Construction and Building Inspectors	127	\$38.37	\$32.97	\$38.75	\$44.77	\$79,820
47-2061	Construction Laborers	839	\$25.91	\$19.09	\$23.12	\$30.16	\$53,890
11-9021	Construction Managers	319	\$54.25	\$45.90	\$49.33	\$61.59	\$112,840
49-9012	Control and Valve Installers and Repairers, Except Mechanical Door	-	\$42.17	\$30.16	\$48.98	\$48.98	\$87,710
35-2011	Cooks, Fast Food	281	\$16.22	\$15.11	\$16.20	\$16.89	\$33,750
35-2012	Cooks, Institution and Cafeteria	282	\$20.87	\$18.38	\$20.39	\$22.98	\$43,410
35-2014	Cooks, Restaurant	927	\$19.11	\$17.45	\$18.16	\$21.16	\$39,750
33-3012	Correctional Officers and Jailers	216	\$32.75	\$30.20	\$32.08	\$37.25	\$68,110

SOC code	Olympia-Tumwater, Washington MSA occupational title	Estimated employment	Average wage	Percentiles			Annual wage
				25th	50th	75th	
13-1051	Cost Estimators	248	\$38.98	\$29.89	\$37.73	\$43.09	\$81,080
41-2021	Counter and Rental Clerks	389	\$18.42	\$15.42	\$17.38	\$21.54	\$38,310
43-5021	Couriers and Messengers	22	\$16.96	\$15.90	\$16.04	\$17.09	\$35,280
43-4031	Court, Municipal, and License Clerks	180	\$27.98	\$24.77	\$27.33	\$30.92	\$58,200
13-2041	Credit Analysts	26	\$36.94	\$29.41	\$37.04	\$42.39	\$76,830
13-2071	Credit Counselors	18	\$23.98	\$23.15	\$25.48	\$26.43	\$49,880
25-4012	Curators	11	\$30.69	\$22.74	\$29.43	\$37.02	\$63,840
43-4051	Customer Service Representatives	1,881	\$20.74	\$17.25	\$20.39	\$22.53	\$43,130
51-9032	Cutting and Slicing Machine Setters, Operators, and Tenders	39	\$21.95	\$18.23	\$21.83	\$24.21	\$45,650
51-4031	Cutting, Punching, & Press Machine Setters, Operators, & Tenders, Metal & Plastic	14	\$21.47	\$18.31	\$19.80	\$23.46	\$44,650
43-9021	Data Entry Keyers	161	\$21.94	\$17.43	\$22.60	\$26.01	\$45,630
15-2051	Data Scientists	-	\$70.81	\$50.31	\$66.22	\$77.99	\$147,280
15-1242	Database Administrators	291	\$47.95	\$46.52	\$48.91	\$51.35	\$99,730
15-1243	Database Architects	157	\$57.24	\$54.99	\$56.63	\$59.46	\$119,060
41-9011	Demonstrators and Product Promoters	-	\$17.48	\$16.00	\$16.32	\$17.43	\$36,360
31-9091	Dental Assistants	466	\$24.09	\$22.51	\$22.80	\$26.28	\$50,100
29-1292	Dental Hygienists	311	\$49.75	\$46.79	\$49.73	\$57.43	\$103,480
51-9081	Dental Laboratory Technicians	101	\$23.21	\$18.16	\$20.99	\$28.07	\$48,270
29-1021	Dentists, General	105	\$115.53	\$74.50	\$110.00	-	\$240,290
33-3021	Detectives and Criminal Investigators	178	\$36.29	\$31.69	\$35.86	\$38.60	\$75,470
29-2032	Diagnostic Medical Sonographers	68	\$46.51	\$40.22	\$49.26	\$51.13	\$96,750
29-1031	Dietitians and Nutritionists	38	\$35.95	\$32.96	\$35.19	\$38.12	\$74,770
35-9011	Dining Room and Cafeteria Attendants and Bartender Helpers	198	\$16.19	\$14.79	\$15.26	\$16.65	\$33,680
35-9021	Dishwashers	350	\$17.01	\$15.16	\$16.41	\$17.09	\$35,370
43-5032	Dispatchers, Except Police, Fire, and Ambulance	154	\$25.85	\$19.06	\$25.51	\$29.93	\$53,770
47-2081	Drywall and Ceiling Tile Installers	70	\$32.52	\$24.30	\$30.65	\$38.15	\$67,650
25-1063	Economics Teachers, Postsecondary	11	-	-	-	-	\$79,080
19-3011	Economists	147	\$44.14	\$39.58	\$44.77	\$48.93	\$91,810
27-3041	Editors	68	\$40.91	\$29.52	\$37.27	\$51.95	\$85,080
11-9039	Education Administrators, All Other	47	\$37.55	\$23.69	\$32.42	\$50.48	\$78,110
11-9032	Education Administrators, Kindergarten through Secondary	218	-	-	-	-	\$138,590
11-9033	Education Administrators, Postsecondary	55	\$55.19	\$37.84	\$46.93	\$63.11	\$114,800
11-9031	Education and Childcare Administrators, Preschool and Daycare	50	\$25.13	\$20.93	\$23.18	\$28.65	\$52,270
25-1081	Education Teachers, Postsecondary	68	-	-	-	-	\$59,350
25-9099	Educational Instruction and Library Workers, All Other	46	\$27.38	\$20.73	\$27.71	\$31.87	\$56,950
21-1012	Educational, Guidance, and Career Counselors and Advisors	191	\$39.33	\$30.18	\$38.40	\$49.84	\$81,810
17-3023	Electrical and Electronic Engineering Technologists and Technicians	29	\$35.38	\$32.90	\$34.46	\$34.46	\$73,590
49-2094	Electrical and Electronics Repairers, Commercial and Industrial Equipment	61	\$38.06	\$32.61	\$33.30	\$39.58	\$79,150
17-2071	Electrical Engineers	121	\$42.46	\$24.52	\$36.68	\$56.05	\$88,330
49-9051	Electrical Power-Line Installers and Repairers	46	\$50.14	\$37.61	\$56.31	\$59.82	\$104,300
47-2111	Electricians	512	\$39.06	\$28.59	\$37.55	\$47.62	\$81,250
17-2072	Electronics Engineers, Except Computer	30	\$45.72	\$35.86	\$44.77	\$49.43	\$95,090
25-2021	Elementary School Teachers, Except Special Education	1,123	-	-	-	-	\$83,640
47-4021	Elevator and Escalator Installers and Repairers	34	\$48.38	\$31.42	\$61.66	\$63.93	\$100,640

SOC code	Olympia-Tumwater, Washington MSA occupational title	Estimated employment	Average wage	Percentiles			Annual wage
				25th	50th	75th	
43-4061	Eligibility Interviewers, Government Programs	746	-	-	-	-	-
29-2042	Emergency Medical Technicians	80	\$19.86	\$17.86	\$17.86	\$21.95	\$41,300
17-2199	Engineers, All Other	25	\$54.49	\$44.21	\$48.44	\$65.00	\$113,340
25-1123	English Language and Literature Teachers, Postsecondary	51	-	-	-	-	\$62,470
11-9072	Entertainment and Recreation Managers, Except Gambling	14	\$57.92	\$48.61	\$57.10	\$67.67	\$120,470
39-1014	Entertainment and Recreation Workers Supervisors, Except Gambling Services	30	\$30.21	\$23.33	\$28.08	\$39.58	\$62,840
17-2081	Environmental Engineers	123	\$48.16	\$44.59	\$49.43	\$51.94	\$100,170
19-4042	Environmental Science and Protection Technicians, Including Health	16	\$22.25	\$16.52	\$18.78	\$23.98	\$46,280
19-2041	Environmental Scientists and Specialists, Including Health	366	\$35.58	\$29.43	\$34.11	\$38.60	\$74,010
43-6011	Executive Secretaries and Executive Administrative Assistants	544	\$34.59	\$30.05	\$34.15	\$37.50	\$71,940
39-9031	Exercise Trainers and Group Fitness Instructors	351	\$22.63	\$16.65	\$21.91	\$23.91	\$47,060
11-3013	Facilities Managers	80	\$51.56	\$43.27	\$50.50	\$61.95	\$107,250
29-1215	Family Medicine Physicians	48	\$134.45	\$108.23	-	-	\$279,650
45-2092	Farmworkers and Laborers, Crop, Nursery, and Greenhouse	49	\$18.17	\$16.74	\$17.31	\$18.64	\$37,780
45-2093	Farmworkers, Farm, Ranch, and Aquacultural Animals	46	\$18.19	\$15.48	\$17.07	\$19.88	\$37,820
35-3023	Fast Food and Counter Workers	3,558	\$16.18	\$14.94	\$15.95	\$16.78	\$33,660
43-4071	File Clerks	30	\$18.47	\$15.00	\$16.24	\$21.38	\$38,410
13-2051	Financial and Investment Analysts	824	\$31.61	\$26.01	\$30.16	\$37.14	\$65,740
43-3099	Financial Clerks, All Other	15	-	-	-	-	-
11-3031	Financial Managers	685	\$64.31	\$48.03	\$57.30	\$69.91	\$133,770
13-2054	Financial Risk Specialists	14	\$38.54	\$25.00	\$36.98	\$40.49	\$80,160
13-2099	Financial Specialists, All Other	83	\$41.21	\$24.36	\$28.46	\$43.52	\$85,710
33-2021	Fire Inspectors and Investigators	17	\$39.68	\$34.97	\$37.69	\$38.60	\$82,530
33-2011	Firefighters	249	\$37.43	\$32.34	\$39.32	\$40.76	\$77,860
47-1011	First-Line Supervisors of Construction Trades and Extraction Workers	519	\$42.11	\$30.62	\$40.16	\$49.91	\$87,600
33-1011	First-Line Supervisors of Correctional Officers	125	\$40.43	\$35.14	\$41.11	\$41.55	\$84,090
45-1011	First-Line Supervisors of Farming, Fishing, and Forestry Workers	29	\$28.39	\$22.74	\$26.01	\$32.20	\$59,050
33-1021	First-Line Supervisors of Firefighting and Prevention Workers	145	\$48.71	\$44.06	\$48.63	\$55.75	\$101,310
35-1012	First-Line Supervisors of Food Preparation and Serving Workers	1,059	\$21.88	\$17.64	\$20.81	\$23.58	\$45,510
37-1011	First-Line Supervisors of Housekeeping and Janitorial Workers	98	\$23.63	\$18.15	\$20.46	\$28.27	\$49,150
37-1012	First-Line Supervisors of Landscaping, Lawn Service, and Groundskeeping Workers	64	\$30.43	\$22.47	\$26.24	\$36.67	\$63,290
49-1011	First-Line Supervisors of Mechanics, Installers, and Repairers	386	\$38.74	\$30.09	\$36.51	\$45.77	\$80,580
41-1012	First-Line Supervisors of Non-Retail Sales Workers	109	\$53.65	\$34.44	\$44.63	\$54.78	\$111,580
43-1011	First-Line Supervisors of Office and Administrative Support Workers	1,108	\$32.87	\$26.07	\$31.23	\$37.67	\$68,360
39-1022	First-Line Supervisors of Personal Service Workers	68	\$28.40	\$22.55	\$27.13	\$31.18	\$59,060
33-1012	First-Line Supervisors of Police and Detectives	143	\$59.03	\$53.27	\$59.26	\$61.01	\$122,780
51-1011	First-Line Supervisors of Production and Operating Workers	289	\$32.43	\$24.79	\$30.21	\$37.75	\$67,460
33-1099	First-Line Supervisors of Protective Service Workers, All Other	20	\$31.80	\$22.29	\$32.58	\$36.27	\$66,150
41-1011	First-Line Supervisors of Retail Sales Workers	878	\$25.53	\$18.64	\$23.28	\$29.27	\$53,110
33-1091	First-Line Supervisors of Security Workers	36	\$26.93	\$20.69	\$26.95	\$29.99	\$56,020
27-1023	Floral Designers	32	\$18.67	\$16.39	\$17.85	\$21.55	\$38,840
51-3092	Food Batchmakers	111	\$22.28	\$17.08	\$24.15	\$28.81	\$46,330
35-2021	Food Preparation Workers	568	\$18.16	\$16.22	\$17.65	\$19.12	\$37,770
35-3041	Food Servers, Nonrestaurant	188	\$18.93	\$15.94	\$16.62	\$20.88	\$39,360

SOC code	Olympia-Tumwater, Washington MSA occupational title	Estimated employment	Average wage	Percentiles			Annual wage
				25th	50th	75th	
11-9051	Food Service Managers	73	\$46.40	\$34.74	\$47.93	\$54.53	\$96,520
25-1124	Foreign Language and Literature Teachers, Postsecondary	11	-	-	-	-	\$62,850
19-4092	Forensic Science Technicians	26	\$26.82	\$20.39	\$26.01	\$28.81	\$55,790
19-1032	Foresters	53	\$29.69	\$24.72	\$27.33	\$29.43	\$61,760
13-1131	Fundraisers	74	\$31.76	\$24.69	\$29.16	\$34.99	\$66,060
11-2033	Fundraising Managers	20	\$55.45	\$40.83	\$50.81	\$68.56	\$115,340
11-1021	General and Operations Managers	3,260	\$55.35	\$43.22	\$50.01	\$60.81	\$115,130
19-2042	Geoscientists, Except Hydrologists and Geographers	20	\$45.11	\$32.76	\$44.61	\$59.79	\$93,820
47-2121	Glaziers	123	\$39.49	\$28.54	\$35.28	\$52.36	\$82,140
27-1024	Graphic Designers	105	\$30.61	\$23.83	\$29.43	\$35.63	\$63,680
51-4033	Grind/Lap/Polish/Buf. Mach. Tool Setters, Oprs, & Tenders, Metal & Plastic	49	\$20.62	\$16.70	\$19.38	\$21.18	\$42,880
37-3019	Grounds Maintenance Workers, All Other	18	\$21.73	\$18.22	\$19.06	\$24.43	\$45,190
39-5012	Hairdressers, Hairstylists, and Cosmetologists	274	\$22.36	\$18.37	\$21.13	\$24.72	\$46,520
47-4041	Hazardous Materials Removal Workers	32	\$28.47	\$18.54	\$25.11	\$33.71	\$59,220
17-2111	Health and Safety Engineers, Except Mining Safety Engineers and Inspectors	13	\$47.72	\$29.58	\$47.27	\$59.24	\$99,270
21-1091	Health Education Specialists	887	\$31.34	\$26.69	\$30.92	\$35.86	\$65,200
29-9021	Health Information Technologists and Medical Registrars	16	\$37.05	\$17.47	\$34.66	\$48.92	\$77,060
29-2099	Health Technologists and Technicians, All Other	101	\$24.15	\$18.28	\$21.25	\$26.68	\$50,240
29-1299	Healthcare Diagnosing or Treating Practitioners, All Other	47	-	-	-	-	-
29-9099	Healthcare Practitioners and Technical Workers, All Other	-	\$25.49	\$15.99	\$15.99	\$23.84	\$53,020
21-1022	Healthcare Social Workers	127	\$34.41	\$27.72	\$33.34	\$39.03	\$71,580
31-9099	Healthcare Support Workers, All Other	150	\$23.63	\$20.28	\$23.25	\$25.11	\$49,150
29-2092	Hearing Aid Specialists	14	\$34.74	\$32.87	\$34.61	\$38.47	\$72,260
49-9021	Heating, Air Conditioning, and Refrigeration Mechanics and Installers	242	\$30.47	\$23.14	\$29.74	\$35.98	\$63,370
53-3032	Heavy and Tractor-Trailer Truck Drivers	1,112	\$27.56	\$23.17	\$26.73	\$30.67	\$57,330
49-9098	Helpers--Installation, Maintenance, and Repair Workers	66	\$20.53	\$16.60	\$18.25	\$24.42	\$42,710
51-9198	Helpers--Production Workers	52	\$19.30	\$16.47	\$17.83	\$20.54	\$40,140
47-4051	Highway Maintenance Workers	90	\$29.20	\$27.33	\$29.43	\$31.19	\$60,730
25-1125	History Teachers, Postsecondary	11	-	-	-	-	\$65,890
31-1120	Home Health and Personal Care Aides	2,058	\$17.72	\$16.62	\$17.15	\$18.36	\$36,860
35-9031	Hosts and Hostesses, Restaurant, Lounge, and Coffee Shop	259	\$16.58	\$14.51	\$16.03	\$17.06	\$34,490
43-4081	Hotel, Motel, and Resort Desk Clerks	153	\$16.65	\$15.00	\$16.66	\$17.20	\$34,630
43-4161	Human Resources Assistants, Except Payroll and Timekeeping	97	\$24.14	\$21.87	\$23.65	\$27.33	\$50,200
11-3121	Human Resources Managers	183	\$60.94	\$50.24	\$58.17	\$65.76	\$126,760
13-1071	Human Resources Specialists	1,156	\$35.02	\$27.71	\$34.11	\$38.60	\$72,830
19-2043	Hydrologists	60	\$40.68	\$36.73	\$40.57	\$45.90	\$84,620
17-2112	Industrial Engineers	46	\$40.09	\$33.53	\$37.41	\$47.05	\$83,380
49-9041	Industrial Machinery Mechanics	195	\$33.00	\$26.27	\$31.32	\$37.13	\$68,650
11-3051	Industrial Production Managers	54	\$49.38	\$39.62	\$46.55	\$54.77	\$102,700
53-7051	Industrial Truck and Tractor Operators	595	\$22.07	\$21.30	\$21.58	\$22.20	\$45,900
43-4199	Information and Record Clerks, All Other	195	\$20.72	\$14.79	\$19.80	\$24.14	\$43,090
15-1212	Information Security Analysts	206	\$51.78	\$46.58	\$52.62	\$57.96	\$107,690
51-9061	Inspectors, Testers, Sorters, Samplers, and Weighers	191	\$26.32	\$20.88	\$26.34	\$29.80	\$54,740
49-9099	Installation, Maintenance, and Repair Workers, All Other	72	\$22.64	\$18.21	\$21.58	\$27.40	\$47,100

SOC code	Olympia-Tumwater, Washington MSA occupational title	Estimated employment	Average wage	Percentiles			Annual wage
				25th	50th	75th	
25-9031	Instructional Coordinators	167	\$35.76	\$24.98	\$30.93	\$48.05	\$74,370
43-9041	Insurance Claims and Policy Processing Clerks	652	\$26.52	\$21.87	\$24.72	\$29.43	\$55,160
41-3021	Insurance Sales Agents	286	\$30.78	\$21.62	\$27.64	\$33.43	\$64,020
13-2053	Insurance Underwriters	122	\$33.17	\$26.69	\$30.92	\$34.11	\$68,990
27-1025	Interior Designers	11	\$27.09	\$23.31	\$25.00	\$29.47	\$56,350
27-3091	Interpreters and Translators	37	\$25.63	\$17.34	\$24.51	\$29.76	\$53,310
43-4111	Interviewers, Except Eligibility and Loan	109	\$21.31	\$18.09	\$22.14	\$23.97	\$44,330
37-2011	Janitors and Cleaners, Except Maids and Housekeeping Cleaners	1,375	\$19.01	\$15.86	\$17.86	\$22.25	\$39,540
23-1023	Judges, Magistrate Judges, and Magistrates	59	\$82.93	\$50.99	\$84.52	\$105.38	\$172,500
25-2012	Kindergarten Teachers, Except Special Education	182	-	-	-	-	\$75,720
13-1075	Labor Relations Specialists	130	\$48.08	\$38.03	\$46.98	\$57.90	\$100,000
53-7062	Laborers and Freight, Stock, and Material Movers, Hand	2,005	\$19.41	\$16.32	\$18.49	\$21.28	\$40,370
17-1012	Landscape Architects	25	\$41.54	\$30.65	\$37.56	\$53.51	\$86,400
37-3011	Landscaping and Groundskeeping Workers	727	\$20.54	\$17.67	\$18.61	\$22.90	\$42,720
51-6011	Laundry and Dry-Cleaning Workers	82	\$16.21	\$14.82	\$16.13	\$17.07	\$33,710
23-1011	Lawyers	555	\$59.17	\$44.50	\$55.93	\$65.61	\$123,060
43-6012	Legal Secretaries and Administrative Assistants	202	\$23.84	\$18.03	\$20.86	\$27.66	\$49,590
23-2099	Legal Support Workers, All Other	13	\$48.30	\$34.66	\$47.76	\$57.34	\$100,470
11-1031	Legislators	155	-	-	-	-	\$78,970
25-4022	Librarians and Media Collections Specialists	71	\$42.76	\$33.58	\$47.66	\$49.83	\$88,950
29-2061	Licensed Practical and Licensed Vocational Nurses	307	\$32.67	\$29.79	\$31.89	\$36.49	\$67,960
53-3033	Light Truck Drivers	761	\$22.47	\$17.69	\$20.89	\$26.82	\$46,730
43-4131	Loan Interviewers and Clerks	175	\$24.67	\$20.89	\$23.48	\$29.30	\$51,300
13-2072	Loan Officers	322	\$42.25	\$23.64	\$30.80	\$46.61	\$87,870
49-9094	Locksmiths and Safe Repairers	16	\$22.35	\$15.44	\$21.02	\$24.26	\$46,500
11-9081	Lodging Managers	20	\$39.88	\$24.64	\$37.17	\$47.40	\$82,950
45-4022	Logging Equipment Operators	106	\$31.01	\$30.01	\$30.27	\$31.43	\$64,510
45-4029	Logging Workers, All Other	17	\$31.37	\$28.30	\$33.69	\$33.69	\$65,250
13-1081	Logisticians	35	\$36.58	\$31.50	\$31.50	\$39.56	\$76,090
51-4041	Machinists	67	\$25.70	\$22.75	\$24.90	\$29.18	\$53,460
29-2035	Magnetic Resonance Imaging Technologists	31	\$48.36	\$43.30	\$52.21	\$53.31	\$100,600
37-2012	Maids and Housekeeping Cleaners	562	\$17.27	\$15.99	\$16.57	\$17.96	\$35,920
43-9051	Mail Clerks and Mail Machine Operators, Except Postal Service	52	\$18.73	\$15.94	\$16.69	\$20.29	\$38,970
49-9071	Maintenance and Repair Workers, General	1,055	\$25.98	\$19.89	\$25.37	\$30.92	\$54,050
13-1111	Management Analysts	1,882	\$38.81	\$30.16	\$37.25	\$42.61	\$80,730
11-9199	Managers, All Other	260	\$67.44	\$47.87	\$61.13	\$77.49	\$140,280
39-5092	Manicurists and Pedicurists	249	\$20.80	\$17.32	\$19.72	\$22.01	\$43,260
13-1161	Market Research Analysts and Marketing Specialists	503	\$33.98	\$22.99	\$30.42	\$40.65	\$70,680
11-2021	Marketing Managers	137	\$63.74	\$45.03	\$55.99	\$79.83	\$132,570
31-9011	Massage Therapists	140	\$32.65	\$24.71	\$34.89	\$39.71	\$67,910
15-2099	Mathematical Science Occupations, All Other	11	\$24.82	\$14.77	\$22.85	\$29.11	\$51,620
25-1022	Mathematical Science Teachers, Postsecondary	32	-	-	-	-	\$73,230
49-9011	Mechanical Door Repairers	43	\$26.19	\$22.02	\$24.44	\$31.02	\$54,480
17-3013	Mechanical Drafters	22	\$26.57	\$18.19	\$25.00	\$29.73	\$55,260
17-2141	Mechanical Engineers	118	\$41.69	\$34.63	\$34.77	\$46.21	\$86,720

SOC code	Olympia-Tumwater, Washington MSA occupational title	Estimated employment	Average wage	Percentiles			Annual wage
				25th	50th	75th	
11-9111	Medical and Health Services Managers	296	\$68.98	\$49.44	\$59.27	\$69.12	\$143,480
31-9092	Medical Assistants	656	\$23.21	\$20.17	\$23.00	\$24.79	\$48,270
31-9093	Medical Equipment Preparers	96	-	-	-	-	-
49-9062	Medical Equipment Repairers	76	\$35.80	\$22.69	\$33.51	\$37.55	\$74,470
29-2072	Medical Records Specialists	94	\$24.49	\$20.03	\$23.44	\$27.09	\$50,940
19-1042	Medical Scientists, Except Epidemiologists	41	\$47.87	\$31.99	\$43.66	\$58.08	\$99,570
43-6013	Medical Secretaries and Administrative Assistants	253	\$23.82	\$20.10	\$22.66	\$26.03	\$49,540
31-9094	Medical Transcriptionists	130	\$17.24	\$15.04	\$15.87	\$17.11	\$35,870
13-1121	Meeting, Convention, and Event Planners	68	\$27.45	\$21.17	\$24.26	\$31.48	\$57,100
21-1023	Mental Health and Substance Abuse Social Workers	99	\$26.40	\$17.49	\$26.79	\$34.11	\$54,910
27-1026	Merchandise Displayers and Window Trimmers	195	\$20.19	\$17.35	\$17.52	\$21.66	\$42,000
51-4199	Metal Workers and Plastic Workers, All Other	36	\$17.45	\$15.12	\$17.79	\$18.27	\$36,290
43-5041	Meter Readers, Utilities	11	\$26.90	\$22.70	\$28.82	\$29.57	\$55,950
19-1022	Microbiologists	14	\$35.47	\$31.36	\$34.94	\$38.60	\$73,780
25-2022	Middle School Teachers, Except Special and Career/Technical Education	461	-	-	-	-	\$82,200
51-2090	Miscellaneous Assemblers and Fabricators	494	\$20.07	\$17.17	\$19.47	\$22.31	\$41,750
51-9023	Mixing and Blending Machine Setters, Operators, and Tenders	49	\$22.51	\$17.81	\$21.29	\$25.80	\$46,810
49-3042	Mobile Heavy Equipment Mechanics, Except Engines	119	\$32.71	\$28.77	\$31.97	\$36.80	\$68,030
53-3099	Motor Vehicle Operators, All Other	57	\$18.36	\$16.42	\$16.84	\$18.31	\$38,190
49-3051	Motorboat Mechanics and Service Technicians	19	\$24.21	\$18.25	\$23.49	\$31.53	\$50,350
11-9121	Natural Sciences Managers	100	\$65.51	\$52.79	\$58.75	\$65.45	\$136,250
15-1244	Network and Computer Systems Administrators	682	\$45.81	\$41.12	\$47.72	\$50.14	\$95,290
27-3023	News Analysts, Reporters, and Journalists	10	\$24.27	\$17.49	\$23.68	\$23.68	\$50,490
29-1171	Nurse Practitioners	150	\$62.58	\$53.28	\$61.39	\$74.23	\$130,160
31-1131	Nursing Assistants	946	\$20.08	\$17.83	\$20.03	\$22.34	\$41,760
25-1072	Nursing Instructors and Teachers, Postsecondary	47	-	-	-	-	\$73,260
19-5011	Occupational Health and Safety Specialists	159	\$39.02	\$34.97	\$39.47	\$42.55	\$81,160
29-1122	Occupational Therapists	114	\$43.34	\$36.92	\$45.11	\$53.08	\$90,150
31-2011	Occupational Therapy Assistants	22	\$33.66	\$28.30	\$32.65	\$41.72	\$70,000
43-9199	Office and Administrative Support Workers, All Other	72	\$20.75	\$17.27	\$21.99	\$23.48	\$43,160
43-9061	Office Clerks, General	2,426	\$21.58	\$17.09	\$19.88	\$23.74	\$44,890
43-9071	Office Machine Operators, Except Computer	20	\$19.76	\$16.92	\$20.09	\$22.79	\$41,090
47-2073	Operating Engineers and Other Construction Equipment Operators	136	\$36.88	\$28.55	\$34.59	\$48.24	\$76,710
15-2031	Operations Research Analysts	406	\$35.86	\$30.92	\$36.73	\$39.19	\$74,590
29-2081	Opticians, Dispensing	77	\$24.16	\$19.32	\$23.50	\$30.50	\$50,260
29-1041	Optometrists	34	\$68.51	\$53.72	\$64.73	\$71.97	\$142,510
43-4151	Order Clerks	52	\$20.52	\$17.16	\$19.35	\$23.23	\$42,680
49-3053	Outdoor Power Equipment and Other Small Engine Mechanics	26	\$22.21	\$17.67	\$21.67	\$28.00	\$46,200
51-9111	Packaging and Filling Machine Operators and Tenders	115	\$18.11	\$15.59	\$17.17	\$19.91	\$37,670
53-7064	Packers and Packagers, Hand	327	\$19.16	\$16.37	\$18.15	\$19.37	\$39,840
47-2141	Painters, Construction and Maintenance	199	\$24.32	\$21.70	\$22.78	\$27.90	\$50,580
23-2011	Paralegals and Legal Assistants	469	\$28.61	\$23.55	\$28.14	\$33.30	\$59,520
29-2043	Paramedics	83	\$45.18	\$39.65	\$51.18	\$51.30	\$93,980
53-6021	Parking Attendants	57	\$15.98	\$14.79	\$15.31	\$16.17	\$33,240
41-2022	Parts Salespersons	215	\$20.97	\$16.91	\$17.61	\$22.71	\$43,610

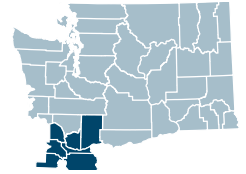
SOC code	Olympia-Tumwater, Washington MSA occupational title	Estimated employment	Average wage	Percentiles			Annual wage
				25th	50th	75th	
43-3051	Payroll and Timekeeping Clerks	130	\$27.12	\$23.24	\$26.48	\$29.97	\$56,420
13-2052	Personal Financial Advisors	135	\$57.11	\$25.00	\$36.48	\$73.44	\$118,780
37-2021	Pest Control Workers	85	\$21.66	\$17.99	\$20.63	\$22.77	\$45,050
37-3012	Pesticide Handlers, Sprayers, and Applicators, Vegetation	-	\$21.98	\$17.75	\$21.90	\$24.21	\$45,720
29-1051	Pharmacists	277	\$65.38	\$61.66	\$65.16	\$71.17	\$135,980
31-9095	Pharmacy Aides	55	\$19.86	\$16.17	\$17.26	\$23.61	\$41,310
29-2052	Pharmacy Technicians	267	\$23.96	\$21.35	\$23.72	\$26.66	\$49,840
31-9097	Phlebotomists	79	\$21.79	\$19.81	\$19.81	\$24.12	\$45,320
27-4021	Photographers	23	\$24.65	\$18.59	\$22.14	\$28.69	\$51,260
31-2022	Physical Therapist Aides	40	\$20.27	\$15.80	\$16.80	\$21.04	\$42,160
31-2021	Physical Therapist Assistants	60	\$31.02	\$24.08	\$30.97	\$36.51	\$64,520
29-1123	Physical Therapists	166	\$49.34	\$41.54	\$49.44	\$54.68	\$102,630
29-1071	Physician Assistants	71	\$66.02	\$55.94	\$63.27	\$77.75	\$137,320
29-1229	Physicians, All Other	133	\$109.22	\$66.51	\$104.71	-	\$227,170
25-1054	Physics Teachers, Postsecondary	15	-	-	-	-	\$69,070
47-2151	Pipelayers	17	\$31.82	\$26.72	\$32.05	\$32.05	\$66,180
47-2152	Plumbers, Pipefitters, and Steamfitters	398	\$37.34	\$23.05	\$34.91	\$47.60	\$77,670
33-3051	Police and Sheriff's Patrol Officers	372	\$42.74	\$38.45	\$43.38	\$47.38	\$88,900
25-1065	Political Science Teachers, Postsecondary	14	-	-	-	-	\$66,030
19-3094	Political Scientists	10	\$36.47	\$30.92	\$35.09	\$42.03	\$75,850
43-5051	Postal Service Clerks	43	\$27.02	\$23.14	\$27.02	\$32.84	\$56,210
43-5052	Postal Service Mail Carriers	232	\$26.98	\$19.42	\$25.39	\$34.30	\$56,120
43-5053	Postal Service Mail Sorters, Processors, and Processing Machine Operators	15	\$28.19	\$24.11	\$26.14	\$32.84	\$58,620
25-1199	Postsecondary Teachers, All Other	17	-	-	-	-	\$61,780
25-2011	Preschool Teachers, Except Special Education	335	\$18.02	\$16.12	\$17.07	\$19.11	\$37,490
51-6021	Pressers, Textile, Garment, and Related Materials	24	\$16.07	\$14.49	\$15.85	\$17.13	\$33,420
51-5113	Print Binding and Finishing Workers	13	\$23.74	\$17.29	\$24.52	\$28.29	\$49,370
51-5112	Printing Press Operators	61	\$22.65	\$17.95	\$22.33	\$26.28	\$47,120
33-9021	Private Detectives and Investigators	46	-	-	-	-	-
21-1092	Probation Officers and Correctional Treatment Specialists	105	\$35.58	\$31.84	\$35.01	\$39.01	\$74,010
43-3061	Procurement Clerks	83	\$22.62	\$20.13	\$23.00	\$26.01	\$47,050
27-2012	Producers and Directors	57	\$37.14	\$23.15	\$34.31	\$46.24	\$77,240
51-9199	Production Workers, All Other	55	\$18.13	\$16.60	\$16.60	\$18.12	\$37,710
43-5061	Production, Planning, and Expediting Clerks	216	\$22.49	\$17.66	\$19.66	\$25.42	\$46,780
13-1082	Project Management Specialists	391	\$49.46	\$36.94	\$48.09	\$60.02	\$102,890
13-2020	Property Appraisers and Assessors	49	\$38.39	\$30.18	\$40.26	\$41.70	\$79,860
11-9141	Property, Real Estate, and Community Association Managers	80	\$43.95	\$29.36	\$39.37	\$52.37	\$91,410
33-9099	Protective Service Workers, All Other	155	\$22.71	\$18.99	\$22.83	\$23.99	\$47,230
25-1066	Psychology Teachers, Postsecondary	30	-	-	-	-	\$61,750
11-2032	Public Relations Managers	126	\$62.66	\$51.47	\$60.16	\$69.90	\$130,340
27-3031	Public Relations Specialists	495	\$35.99	\$30.30	\$34.97	\$40.57	\$74,850
11-3061	Purchasing Managers	53	\$59.76	\$48.41	\$56.55	\$65.04	\$124,300
29-2034	Radiologic Technologists and Technicians	111	\$39.00	\$32.52	\$40.65	\$40.90	\$81,110
41-9022	Real Estate Sales Agents	178	\$36.09	\$29.08	\$35.86	\$41.57	\$75,060

SOC code	Olympia-Tumwater, Washington MSA occupational title	Estimated employment	Average wage	Percentiles			Annual wage
				25th	50th	75th	
43-4171	Receptionists and Information Clerks	971	\$18.20	\$16.17	\$17.53	\$19.60	\$37,860
39-9032	Recreation Workers	167	\$18.70	\$16.07	\$17.30	\$20.36	\$38,900
29-1141	Registered Nurses	3,266	\$46.89	\$40.46	\$42.34	\$52.90	\$97,540
21-1015	Rehabilitation Counselors	298	\$29.38	\$20.39	\$24.56	\$36.85	\$61,100
39-9041	Residential Advisors	38	\$18.26	\$15.45	\$17.62	\$20.45	\$37,970
41-2031	Retail Salespersons	3,402	\$19.04	\$15.38	\$16.67	\$18.08	\$39,600
47-2181	Roofers	214	\$27.92	\$24.12	\$25.28	\$29.71	\$58,080
41-9099	Sales and Related Workers, All Other	41	\$24.20	\$15.10	\$17.75	\$29.38	\$50,330
11-2022	Sales Managers	217	\$82.58	\$51.78	\$66.87	\$100.45	\$171,770
41-4011	Sales Representatives, Wholesale & Manufacturing, Technical & Scientific Products	263	\$64.13	\$42.36	\$63.39	\$82.44	\$133,390
41-3091	Sales Reps. of Svcs., Exc. Advertising, Insurance, Financial Svcs., & Travel	606	\$36.91	\$24.03	\$31.56	\$41.51	\$76,780
41-4012	Sales Reps/Wholesale/Mfg, Except Tech/Science Products	830	\$38.15	\$25.05	\$31.06	\$43.62	\$79,360
19-3034	School Psychologists	73	\$48.67	\$39.38	\$48.83	\$56.66	\$101,240
25-2031	Secondary School Teachers, Except Special and Career/Technical Education	551	-	-	-	-	\$89,880
43-6014	Secretaries and Administrative Assistants, Except Legal, Medical, and Executive	1,961	\$24.08	\$20.86	\$24.02	\$27.89	\$50,090
41-3031	Securities, Commodities, and Financial Services Sales Agents	127	\$33.40	\$22.68	\$28.76	\$39.61	\$69,470
33-9032	Security Guards	629	\$19.45	\$16.90	\$17.13	\$21.57	\$40,450
25-3021	Self-Enrichment Teachers	343	\$23.69	\$18.12	\$21.63	\$28.63	\$49,280
47-2211	Sheet Metal Workers	78	\$39.55	\$23.90	\$37.92	\$50.54	\$82,250
43-5071	Shipping, Receiving, and Inventory Clerks	451	\$20.41	\$17.53	\$18.95	\$22.86	\$42,460
53-3053	Shuttle Drivers and Chauffeurs	254	\$19.35	\$15.06	\$16.96	\$23.73	\$40,260
39-5094	Skincare Specialists	84	\$54.24	\$24.02	\$38.24	\$57.10	\$112,820
11-9151	Social and Community Service Managers	195	\$48.54	\$38.24	\$45.34	\$59.47	\$100,970
21-1093	Social and Human Service Assistants	222	\$20.12	\$16.71	\$18.28	\$23.00	\$41,850
19-3099	Social Scientists and Related Workers, All Other	45	\$50.04	\$43.34	\$49.52	\$59.54	\$104,090
15-1252	Software Developers	1,871	\$57.86	\$46.50	\$53.93	\$74.26	\$120,350
15-1253	Software Quality Assurance Analysts and Testers	260	\$44.64	\$39.41	\$46.58	\$48.37	\$92,850
19-1013	Soil and Plant Scientists	21	\$34.10	\$30.06	\$32.07	\$40.57	\$70,930
25-2052	Special Education Teachers, Kindergarten and Elementary School	137	-	-	-	-	\$80,130
25-2057	Special Education Teachers, Middle School	68	-	-	-	-	\$83,150
25-2051	Special Education Teachers, Preschool	41	-	-	-	-	\$73,070
25-2058	Special Education Teachers, Secondary School	94	-	-	-	-	\$83,750
29-1127	Speech-Language Pathologists	129	\$43.09	\$37.77	\$44.96	\$49.16	\$89,630
51-8021	Stationary Engineers and Boiler Operators	22	\$35.39	\$33.48	\$36.87	\$36.87	\$73,600
15-2041	Statisticians	45	\$44.43	\$33.20	\$44.93	\$50.08	\$92,400
53-7065	Stockers and Order Fillers	2,066	\$18.85	\$16.39	\$17.59	\$19.94	\$39,210
47-2221	Structural Iron and Steel Workers	90	\$41.45	\$28.71	\$46.39	\$48.21	\$86,220
51-2041	Structural Metal Fabricators and Fitters	58	\$25.60	\$22.59	\$23.29	\$29.96	\$53,250
21-1018	Substance abuse, behavioral disorder, and mental health counselors	460	\$26.57	\$18.83	\$23.33	\$29.98	\$55,260
25-3031	Substitute Teachers, Short-Term	297	\$22.77	\$19.83	\$23.09	\$26.67	\$47,370
29-2055	Surgical Technologists	69	\$28.58	\$24.87	\$24.87	\$31.94	\$59,440
17-3031	Surveying and Mapping Technicians	30	\$24.35	\$17.10	\$23.85	\$29.16	\$50,640

SOC code	Olympia-Tumwater, Washington MSA occupational title	Estimated employment	Average wage	Percentiles			Annual wage
				25th	50th	75th	
17-1022	Surveyors	27	\$39.98	\$34.97	\$39.58	\$44.76	\$83,170
47-2082	Tapers	45	\$32.98	\$22.85	\$28.60	\$43.74	\$68,600
25-3099	Teachers and Instructors, All Other	47	-	-	-	-	\$59,320
25-9045	Teaching Assistants, Except Postsecondary	1,536	-	-	-	-	\$42,810
25-9044	Teaching Assistants, Postsecondary	27	-	-	-	-	\$42,290
27-3042	Technical Writers	31	\$44.00	\$34.82	\$47.25	\$51.40	\$91,520
49-2022	Telecommunications Equipment Installers and Repairers, Except Line Installers	179	\$30.86	\$26.65	\$29.49	\$36.66	\$64,190
49-9052	Telecommunications Line Installers and Repairers	24	\$30.83	\$28.30	\$28.40	\$36.26	\$64,120
43-3071	Tellers	428	\$20.61	\$18.06	\$18.60	\$23.08	\$42,860
49-3093	Tire Repairers and Changers	111	\$17.71	\$15.49	\$17.46	\$18.02	\$36,840
23-2093	Title Examiners, Abstractors, and Searchers	22	\$27.08	\$19.52	\$23.19	\$35.83	\$56,320
39-7010	Tour and travel guides	11	\$23.23	\$16.94	\$17.48	\$26.65	\$48,320
11-3131	Training and Development Managers	22	\$54.92	\$47.29	\$54.49	\$61.95	\$114,240
13-1151	Training and Development Specialists	301	\$37.85	\$28.00	\$35.78	\$41.35	\$78,730
53-6051	Transportation Inspectors	18	\$40.33	\$27.33	\$40.55	\$47.61	\$83,880
11-3071	Transportation, Storage, and Distribution Managers	111	\$55.97	\$44.50	\$51.11	\$65.00	\$116,410
53-1047	Transportation/ Material-Moving Supervisors/No Aircraft Cargo Handling Supervisors	477	\$31.93	\$25.69	\$31.64	\$36.77	\$66,410
25-3041	Tutors	406	\$19.27	\$16.91	\$21.07	\$21.07	\$40,090
19-3051	Urban and Regional Planners	546	\$41.74	\$38.60	\$41.57	\$45.90	\$86,810
39-3031	Ushers, Lobby Attendants, and Ticket Takers	171	\$15.97	\$14.49	\$16.31	\$16.62	\$33,210
29-1131	Veterinarians	108	\$54.04	\$43.21	\$47.75	\$60.72	\$112,400
31-9096	Veterinary Assistants and Laboratory Animal Caretakers	183	\$17.90	\$17.04	\$17.72	\$18.16	\$37,230
29-2056	Veterinary Technologists and Technicians	98	\$23.21	\$21.04	\$23.21	\$24.15	\$48,280
35-3031	Waiters and Waitresses	1,233	\$21.26	\$15.08	\$17.13	\$27.10	\$44,220
51-8031	Water and Wastewater Treatment Plant and System Operators	79	\$38.55	\$34.91	\$37.16	\$43.23	\$80,180
15-1255	Web and Digital Interface Designers	147	\$44.44	\$35.08	\$41.34	\$49.43	\$92,430
15-1254	Web Developers	74	\$42.87	\$28.13	\$41.17	\$52.97	\$89,160
43-5111	Weighers, Measurers, Checkers, and Samplers, Recordkeeping	15	\$19.37	\$16.36	\$17.35	\$22.53	\$40,300
51-4121	Welders, Cutters, Solderers, and Brazers	115	\$28.99	\$23.79	\$25.83	\$30.41	\$60,290
51-7042	Woodworking Machine Setters, Operators, and Tenders, Except Sawing	37	\$21.36	\$17.79	\$21.20	\$24.84	\$44,420
27-3043	Writers and Authors	33	\$33.88	\$19.50	\$35.15	\$40.88	\$70,480
19-1023	Zoologists and Wildlife Biologists	237	\$36.13	\$30.16	\$36.73	\$39.07	\$75,160

Vancouver (WA) and Portland-Hillsboro (OR) MSA

2023 Occupational Employment and Wage Estimates
Includes Clark and Skamania (WA); Clackamas, Columbia,
Multnomah, Washington and Yamhill (OR) counties



SOC code	Vancouver (WA) and Portland-Hillsboro (OR) MSA occupational title	Estimated employment	Average wage	Percentiles			Annual wage
				25th	50th	75th	
13-2011	Accountants and Auditors	10,396	\$40.08	\$29.97	\$37.23	\$47.21	\$83,360
27-2011	Actors	54	\$22.39	\$14.47	\$20.12	\$30.55	-
15-2011	Actuaries	114	\$59.47	\$47.11	\$54.61	\$78.51	\$123,700
29-1291	Acupuncturists	57	\$33.76	\$25.00	\$29.89	\$41.20	\$70,220
51-9191	Adhesive Bonding Machine Operators and Tenders	54	\$20.52	\$16.91	\$20.68	\$22.95	\$42,680
23-1021	Administrative Law Judges, Adjudicators, and Hearing Officers	240	\$38.74	\$23.78	\$33.03	\$53.40	\$80,570
11-3012	Administrative Services Managers	2,426	\$49.68	\$36.39	\$47.64	\$58.56	\$103,340
25-3011	Adult Basic, Adult Secondary Education, & English as a Second Language Instructors	385	\$53.43	\$32.07	\$53.30	\$65.34	\$111,140
11-2011	Advertising and Promotions Managers	322	\$63.71	\$47.70	\$60.43	\$86.53	\$132,520
41-3011	Advertising Sales Agents	1,017	\$34.85	\$23.09	\$32.51	\$40.59	\$72,490
17-2011	Aerospace Engineers	-	\$50.33	\$38.96	\$44.87	\$59.08	\$104,690
13-1011	Agents and Business Managers of Artists, Performers, and Athletes	43	\$35.58	\$24.42	\$27.51	\$38.15	\$74,000
45-2091	Agricultural Equipment Operators	145	\$19.30	\$15.91	\$19.56	\$19.86	\$40,140
45-2011	Agricultural Inspectors	38	\$28.15	\$24.72	\$27.61	\$34.06	\$58,550
19-4012	Agricultural Technicians	184	\$19.87	\$16.90	\$19.68	\$21.23	\$41,330
53-2021	Air Traffic Controllers	99	\$57.14	\$50.80	\$58.60	\$64.92	\$118,860
53-1041	Aircraft Cargo Handling Supervisors	58	\$30.95	\$20.51	\$25.99	\$41.21	\$64,380
49-3011	Aircraft Mechanics and Service Technicians	684	\$37.59	\$26.37	\$35.49	\$51.45	\$78,190
53-6032	Aircraft Service Attendants	294	\$20.05	\$18.22	\$21.40	\$21.41	\$41,700
53-2022	Airfield Operations Specialists	34	\$28.24	\$22.68	\$24.56	\$33.96	\$58,730
53-2011	Airline Pilots, Copilots, and Flight Engineers	590	-	-	-	-	\$173,970
39-3091	Amusement and Recreation Attendants	1,391	\$16.18	\$14.25	\$14.91	\$17.00	\$33,650
29-1211	Anesthesiologists	496	\$197.93	-	-	-	\$411,680
39-2021	Animal Caretakers	2,164	\$18.49	\$14.91	\$16.34	\$18.80	\$38,450
33-9011	Animal Control Workers	33	\$28.17	\$25.87	\$29.57	\$30.63	\$58,600
39-2011	Animal Trainers	130	\$22.24	\$17.08	\$19.75	\$25.12	\$46,270
19-3091	Anthropologists and Archeologists	82	\$40.89	\$30.36	\$42.18	\$48.74	\$85,050
25-1061	Anthropology and Archeology Teachers, Postsecondary	42	-	-	-	-	\$92,930
23-1022	Arbitrators, Mediators, and Conciliators	-	\$41.05	\$37.19	\$37.76	\$44.07	\$85,380
17-1011	Architects, Except Landscape and Naval	1,735	\$42.05	\$31.39	\$38.80	\$48.32	\$87,470
17-3011	Architectural and Civil Drafters	949	\$31.47	\$24.23	\$30.54	\$36.88	\$65,460
11-9041	Architectural and Engineering Managers	4,026	\$76.22	\$61.57	\$76.50	\$83.88	\$158,530
25-1031	Architecture Teachers, Postsecondary	46	-	-	-	-	\$100,710
25-4011	Archivists	21	\$24.68	\$18.63	\$25.69	\$30.30	\$51,330
25-1062	Area, Ethnic, and Cultural Studies Teachers, Postsecondary	36	-	-	-	-	\$87,990
27-1011	Art Directors	857	\$54.85	\$33.21	\$51.53	\$64.39	\$114,090
25-1121	Art, Drama, and Music Teachers, Postsecondary	581	-	-	-	-	\$88,930
27-1019	Artists and Related Workers, All Other	129	\$29.08	\$17.65	\$22.38	\$41.90	\$60,480
27-2021	Athletes and Sports Competitors	119	-	-	-	-	-

SOC code	Vancouver (WA) and Portland-Hillsboro (OR) MSA occupational title	Estimated employment	Average wage	Percentiles			Annual wage
				25th	50th	75th	
29-9091	Athletic Trainers	128	-	-	-	-	\$63,720
19-2021	Atmospheric and Space Scientists	81	\$58.31	\$42.18	\$48.94	\$61.22	\$121,290
25-1051	Atmospheric, Earth, Marine, and Space Sciences Teachers, Postsecondary	37	-	-	-	-	\$105,400
27-4011	Audio and Video Technicians	361	\$25.54	\$18.33	\$22.00	\$28.62	\$53,120
29-1181	Audiologists	69	\$46.36	\$42.24	\$49.38	\$52.94	\$96,430
53-6031	Automotive and Watercraft Service Attendants	3,027	\$16.14	\$14.49	\$15.47	\$16.69	\$33,570
49-3021	Automotive Body and Related Repairers	909	\$27.88	\$21.49	\$24.49	\$31.82	\$57,990
49-3023	Automotive Service Technicians and Mechanics	3,747	\$26.62	\$19.29	\$23.91	\$31.28	\$55,360
49-2091	Avionics Technicians	112	\$38.73	\$33.66	\$36.32	\$49.06	\$80,550
39-6011	Baggage Porters and Bellhops	216	\$16.71	\$16.71	\$17.12	\$17.50	\$34,750
33-3011	Bailiffs	45	\$29.62	\$29.59	\$29.93	\$29.93	\$61,610
51-3011	Bakers	2,314	\$17.44	\$14.94	\$16.81	\$18.33	\$36,270
39-5011	Barbers	212	\$21.98	\$14.98	\$16.26	\$29.83	\$45,710
35-3011	Bartenders	5,704	\$17.75	\$14.35	\$14.83	\$17.21	\$36,920
49-3091	Bicycle Repairers	196	\$19.80	\$19.44	\$19.59	\$20.99	\$41,180
43-3011	Bill and Account Collectors	741	\$24.34	\$19.89	\$22.76	\$27.60	\$50,620
43-3021	Billing and Posting Clerks	4,269	\$23.52	\$19.96	\$23.24	\$26.64	\$48,930
19-1021	Biochemists and Biophysicists	106	\$57.91	\$44.47	\$56.20	\$64.11	\$120,450
17-2031	Bioengineers and Biomedical Engineers	111	\$47.78	\$40.85	\$47.04	\$50.41	\$99,390
25-1042	Biological Science Teachers, Postsecondary	250	-	-	-	-	\$117,140
19-1029	Biological Scientists, All Other	266	\$44.85	\$35.41	\$43.14	\$51.71	\$93,280
19-4021	Biological Technicians	1,904	\$26.43	\$19.04	\$23.83	\$31.28	\$54,970
47-2011	Boilermakers	-	\$30.34	\$20.68	\$27.48	\$38.10	\$63,100
43-3031	Bookkeeping, Accounting, and Auditing Clerks	15,251	\$24.24	\$19.66	\$23.24	\$27.95	\$50,410
47-2021	Brickmasons and Blockmasons	218	\$38.63	\$33.79	\$40.88	\$45.17	\$80,350
27-3011	Broadcast Announcers and Radio Disc Jockeys	86	\$50.45	\$19.03	\$37.95	\$66.99	\$104,930
27-4012	Broadcast Technicians	140	\$36.32	\$25.06	\$29.07	\$40.09	\$75,540
43-4011	Brokerage Clerks	218	\$26.87	\$23.84	\$26.22	\$29.47	\$55,890
13-2031	Budget Analysts	314	\$42.23	\$34.66	\$42.04	\$50.11	\$87,840
37-2019	Building Cleaning Workers, All Other	310	\$19.97	\$18.39	\$20.63	\$21.32	\$41,540
49-3031	Bus and Truck Mechanics and Diesel Engine Specialists	2,536	\$28.64	\$23.69	\$28.85	\$31.56	\$59,560
53-3051	Bus Drivers, School	2,822	\$23.82	\$21.04	\$23.90	\$27.97	\$49,550
53-3052	Bus Drivers, Transit and Intercity	694	\$25.91	\$22.31	\$27.11	\$30.94	\$53,900
13-1199	Business Operations Specialists, All Other	10,326	\$37.84	\$26.99	\$34.63	\$45.87	\$78,700
25-1011	Business Teachers, Postsecondary	366	-	-	-	-	\$110,830
51-3021	Butchers and Meat Cutters	759	\$21.41	\$18.50	\$21.61	\$23.42	\$44,540
13-1020	Buyers and Purchasing Agents	5,055	\$33.00	\$23.78	\$30.60	\$38.50	\$68,640
51-7011	Cabinetmakers and Bench Carpenters	1,301	\$20.85	\$17.90	\$20.50	\$23.16	\$43,370
17-3028	Calibration Technologists and Technicians	199	\$39.38	\$34.57	\$38.87	\$48.75	\$81,920
27-4031	Camera Operators, Television, Video, and Film	316	\$33.89	\$25.88	\$29.73	\$40.94	\$70,490
53-5021	Captains, Mates, and Pilots of Water Vessels	337	\$52.38	\$46.67	\$53.22	\$60.57	\$108,950
29-1212	Cardiologists	176	-	-	-	-	-
29-2031	Cardiovascular Technologists and Technicians	380	\$39.68	\$24.68	\$41.85	\$51.39	\$82,530
25-2023	Career/Technical Education Teachers, Middle School	61	-	-	-	-	\$82,100
25-1194	Career/Technical Education Teachers, Postsecondary	633	\$48.12	\$28.76	\$48.05	\$66.62	\$100,090

SOC code	Vancouver (WA) and Portland-Hillsboro (OR) MSA occupational title	Estimated employment	Average wage	Percentiles			Annual wage
				25th	50th	75th	
25-2032	Career/Technical Education Teachers, Secondary School	388	-	-	-	-	\$81,740
43-5011	Cargo and Freight Agents	729	\$27.26	\$21.00	\$22.03	\$28.36	\$56,700
47-2031	Carpenters	9,210	\$30.98	\$22.95	\$28.74	\$38.16	\$64,430
47-2041	Carpet Installers	263	\$25.84	\$21.59	\$24.39	\$31.26	\$53,740
17-1021	Cartographers and Photogrammetrists	335	\$38.76	\$31.85	\$38.18	\$43.37	\$80,620
41-2011	Cashiers	21,514	\$16.34	\$14.63	\$15.49	\$17.09	\$33,990
47-2051	Cement Masons and Concrete Finishers	1,760	\$29.48	\$22.35	\$28.41	\$37.37	\$61,330
35-1011	Chefs and Head Cooks	1,604	\$27.63	\$22.26	\$24.03	\$31.63	\$57,480
17-2041	Chemical Engineers	137	\$48.73	\$39.34	\$43.59	\$53.76	\$101,360
51-9011	Chemical Equipment Operators and Tenders	334	\$24.94	\$21.23	\$25.02	\$28.72	\$51,880
51-8091	Chemical Plant and System Operators	260	\$31.62	\$23.57	\$29.09	\$36.83	\$65,770
19-4031	Chemical Technicians	285	\$24.57	\$18.81	\$23.53	\$29.16	\$51,110
25-1052	Chemistry Teachers, Postsecondary	135	-	-	-	-	\$111,340
19-2031	Chemists	408	\$37.70	\$27.36	\$36.50	\$44.97	\$78,410
11-1011	Chief Executives	662	\$168.03	\$90.57	-	-	\$349,500
21-1021	Child, Family, and School Social Workers	2,662	\$29.06	\$23.03	\$27.39	\$34.11	\$60,450
39-9011	Childcare Workers	1,782	\$17.44	\$15.56	\$16.78	\$17.45	\$36,280
29-1011	Chiropractors	466	\$44.71	\$37.57	\$46.21	\$49.59	\$92,990
17-3022	Civil Engineering Technologists and Technicians	513	\$36.65	\$31.84	\$37.85	\$39.78	\$76,230
17-2051	Civil Engineers	3,508	\$45.76	\$37.43	\$42.81	\$51.33	\$95,170
13-1031	Claims Adjusters, Examiners, and Investigators	1,558	\$38.54	\$31.16	\$38.92	\$46.27	\$80,170
53-7061	Cleaners of Vehicles and Equipment	2,445	\$18.05	\$15.42	\$17.49	\$18.76	\$37,550
51-9192	Cleaning, Washing, and Metal Pickling Equipment Operators and Tenders	31	\$19.11	\$14.59	\$16.13	\$23.79	\$39,760
21-2011	Clergy	1,995	\$29.13	\$21.79	\$26.40	\$37.93	\$60,590
19-3033	Clinical and Counseling Psychologists	271	\$69.31	\$48.62	\$61.71	\$87.19	\$144,170
29-2010	Clinical Laboratory Technologists and Technicians	2,010	\$34.63	\$24.18	\$32.70	\$41.17	\$72,030
27-2022	Coaches and Scouts	2,164	-	-	-	-	\$54,930
51-9124	Coating, Painting, and Spraying Machine Setters, Operators, and Tenders	1,313	\$25.15	\$18.82	\$23.18	\$27.04	\$52,320
49-9091	Coin, Vending, and Amusement Machine Servicers and Repairers	132	\$23.11	\$18.99	\$21.61	\$27.66	\$48,070
27-1021	Commercial and Industrial Designers	185	\$44.56	\$37.14	\$42.33	\$53.19	\$92,690
53-2012	Commercial Pilots	320	-	-	-	-	\$108,750
25-1122	Communications Teachers, Postsecondary	121	-	-	-	-	\$98,240
21-1099	Community and Social Service Specialists, All Other	1,191	\$25.51	\$18.79	\$24.12	\$31.71	\$53,070
21-1094	Community Health Workers	1,348	\$27.93	\$19.88	\$25.64	\$34.02	\$58,100
11-3111	Compensation and Benefits Managers	94	\$63.62	\$49.42	\$61.05	\$76.31	\$132,330
13-1141	Compensation, Benefits, and Job Analysis Specialists	848	\$39.21	\$30.63	\$36.83	\$47.78	\$81,560
13-1041	Compliance Officers	2,320	\$39.96	\$30.11	\$38.59	\$47.74	\$83,110
15-1221	Computer and Information Research Scientists	519	\$91.86	\$65.63	\$82.55	\$108.10	\$191,070
11-3021	Computer and Information Systems Managers	4,971	\$76.02	\$61.30	\$73.59	\$84.57	\$158,120
17-2061	Computer Hardware Engineers	8,200	\$68.09	\$62.83	\$63.44	\$80.49	\$141,640
15-1241	Computer Network Architects	1,184	\$60.64	\$49.44	\$60.52	\$67.83	\$126,130
15-1231	Computer Network Support Specialists	1,352	\$34.15	\$25.01	\$32.39	\$39.85	\$71,030
51-9161	Computer Numerically Controlled Tool Operators	2,244	\$23.35	\$18.91	\$21.91	\$25.33	\$48,570
51-9162	Computer Numerically Controlled Tool Programmers	396	\$37.06	\$28.45	\$33.52	\$41.29	\$77,090
15-1299	Computer Occupations, All Other	3,537	\$40.45	\$20.46	\$38.31	\$52.74	\$84,140

SOC code	Vancouver (WA) and Portland-Hillsboro (OR) MSA occupational title	Estimated employment	Average wage	Percentiles			Annual wage
				25th	50th	75th	
15-1251	Computer Programmers	1,211	\$54.65	\$40.70	\$51.64	\$66.97	\$113,670
25-1021	Computer Science Teachers, Postsecondary	187	-	-	-	-	\$122,120
15-1211	Computer Systems Analysts	4,544	\$56.22	\$45.88	\$51.68	\$62.95	\$116,940
15-1232	Computer User Support Specialists	6,671	\$30.08	\$23.47	\$28.67	\$36.17	\$62,570
49-2011	Computer, Automated Teller, and Office Machine Repairers	539	\$21.17	\$18.02	\$21.02	\$23.46	\$44,030
39-6012	Concierges	246	\$17.32	\$15.15	\$16.97	\$18.40	\$36,030
19-1031	Conservation Scientists	352	\$41.05	\$32.32	\$38.18	\$47.73	\$85,380
47-4011	Construction and Building Inspectors	835	\$39.81	\$32.62	\$40.03	\$46.26	\$82,810
47-2061	Construction Laborers	7,674	\$25.00	\$19.02	\$23.12	\$29.00	\$52,010
11-9021	Construction Managers	2,369	\$54.15	\$41.78	\$51.22	\$63.37	\$112,630
49-9012	Control and Valve Installers and Repairers, Except Mechanical Door	235	\$39.01	\$33.40	\$39.15	\$44.46	\$81,130
53-7011	Conveyor Operators and Tenders	272	\$19.19	\$17.79	\$17.79	\$21.04	\$39,910
35-2019	Cooks, All Other	193	\$20.57	\$18.62	\$18.91	\$20.77	\$42,780
35-2011	Cooks, Fast Food	3,709	\$16.33	\$14.97	\$16.24	\$17.02	\$33,960
35-2012	Cooks, Institution and Cafeteria	3,059	\$19.83	\$17.25	\$18.64	\$22.02	\$41,240
35-2014	Cooks, Restaurant	10,347	\$18.56	\$17.17	\$17.93	\$20.08	\$38,610
35-2015	Cooks, Short Order	594	\$17.58	\$16.06	\$17.09	\$18.04	\$36,560
51-9193	Cooling and Freezing Equipment Operators and Tenders	28	\$20.20	\$17.33	\$18.96	\$19.54	\$42,020
33-3012	Correctional Officers and Jailers	1,820	\$35.43	\$31.97	\$36.71	\$40.20	\$73,690
43-4021	Correspondence Clerks	61	\$23.42	\$22.69	\$23.70	\$24.20	\$48,720
13-1051	Cost Estimators	2,518	\$39.11	\$29.35	\$37.87	\$47.78	\$81,340
39-3092	Costume Attendants	-	\$28.32	\$16.54	\$22.38	\$36.36	\$58,910
21-1019	Counselors, All Other	-	\$29.77	\$17.82	\$27.11	\$39.55	\$61,930
41-2021	Counter and Rental Clerks	3,342	\$22.04	\$16.44	\$18.87	\$24.11	\$45,850
43-5021	Couriers and Messengers	650	\$20.26	\$17.80	\$19.40	\$23.35	\$42,130
43-4031	Court, Municipal, and License Clerks	592	\$25.32	\$22.56	\$24.86	\$28.52	\$52,660
27-1012	Craft Artists	54	-	-	-	-	-
53-7021	Crane and Tower Operators	429	\$41.86	\$30.24	\$48.30	\$48.31	\$87,060
13-2041	Credit Analysts	689	\$40.75	\$29.58	\$37.49	\$47.95	\$84,770
43-4041	Credit Authorizers, Checkers, and Clerks	244	\$24.99	\$19.71	\$24.28	\$28.94	\$51,980
13-2071	Credit Counselors	203	\$28.01	\$22.74	\$24.20	\$30.77	\$58,250
25-1111	Criminal Justice and Law Enforcement Teachers, Postsecondary	23	-	-	-	-	\$97,230
33-9091	Crossing Guards and Flaggers	1,427	\$21.77	\$17.39	\$18.11	\$22.05	\$45,270
51-9021	Crushing, Grinding, and Polishing Machine Setters, Operators, and Tenders	429	\$22.63	\$19.34	\$21.64	\$24.93	\$47,080
25-4012	Curators	67	\$34.56	\$24.99	\$31.54	\$44.86	\$71,880
43-4051	Customer Service Representatives	18,945	\$21.22	\$17.43	\$19.71	\$23.77	\$44,140
51-9032	Cutting and Slicing Machine Setters, Operators, and Tenders	429	\$22.65	\$19.50	\$21.64	\$24.29	\$47,110
51-4031	Cutting, Punching, & Press Machine Setters, Operators, & Tenders, Metal & Plastic	877	\$23.13	\$19.69	\$22.61	\$25.10	\$48,100
27-2031	Dancers	65	\$16.87	\$16.33	\$16.41	\$17.35	-
43-9021	Data Entry Keyers	883	\$19.91	\$17.26	\$18.77	\$21.27	\$41,420
15-2051	Data Scientists	1,337	\$56.50	\$38.67	\$51.99	\$67.11	\$117,510
15-1242	Database Administrators	597	\$48.37	\$33.72	\$48.43	\$62.11	\$100,610
15-1243	Database Architects	462	\$65.66	\$52.69	\$65.02	\$81.53	\$136,570
41-9011	Demonstrators and Product Promoters	797	\$17.22	\$15.03	\$16.59	\$17.40	\$35,810

SOC code	Vancouver (WA) and Portland-Hillsboro (OR) MSA occupational title	Estimated employment	Average wage	Percentiles			Annual wage
				25th	50th	75th	
31-9091	Dental Assistants	3,268	\$25.65	\$22.85	\$25.91	\$27.89	\$53,350
29-1292	Dental Hygienists	2,080	\$47.90	\$47.07	\$47.77	\$50.14	\$99,630
51-9081	Dental Laboratory Technicians	612	\$23.40	\$17.46	\$21.86	\$27.18	\$48,670
29-1029	Dentists, All Other Specialists	174	-	-	-	-	-
29-1021	Dentists, General	881	\$91.21	\$45.00	\$78.57	\$105.00	\$189,720
29-1213	Dermatologists	87	-	-	-	-	-
27-1029	Designers, All Other	260	\$35.68	\$28.06	\$35.57	\$43.24	\$74,220
43-9031	Desktop Publishers	56	\$28.02	\$21.84	\$26.07	\$31.05	\$58,290
33-3021	Detectives and Criminal Investigators	344	\$48.76	\$39.31	\$47.47	\$59.54	\$101,420
29-2032	Diagnostic Medical Sonographers	732	\$50.81	\$48.46	\$49.10	\$53.81	\$105,680
29-2051	Dietetic Technicians	58	\$24.69	\$23.80	\$26.42	\$26.45	\$51,350
29-1031	Dietitians and Nutritionists	553	\$37.74	\$31.37	\$37.46	\$40.96	\$78,510
35-9011	Dining Room and Cafeteria Attendants and Bartender Helpers	2,461	\$15.35	\$14.16	\$14.55	\$16.08	\$31,930
21-2021	Directors, Religious Activities and Education	719	\$22.97	\$17.77	\$21.79	\$24.79	\$47,790
35-9021	Dishwashers	3,378	\$15.67	\$14.78	\$15.04	\$16.34	\$32,600
43-5032	Dispatchers, Except Police, Fire, and Ambulance	2,006	\$24.05	\$18.70	\$22.25	\$27.99	\$50,020
17-3019	Drafters, All Other	524	\$31.08	\$24.45	\$29.86	\$37.06	\$64,640
51-4032	Drilling & Boring Machine Tool Setters, Operators, and Tenders, Metal and Plastic	66	\$34.10	\$18.94	\$32.37	\$49.91	\$70,930
53-3031	Driver/Sales Workers	4,062	\$19.35	\$14.41	\$15.06	\$22.32	\$40,250
47-2081	Drywall and Ceiling Tile Installers	1,285	\$32.71	\$22.23	\$30.98	\$44.46	\$68,040
47-5023	Earth Drillers, Except Oil and Gas	108	\$31.05	\$24.61	\$29.20	\$37.02	\$64,570
25-1063	Economics Teachers, Postsecondary	63	-	-	-	-	\$113,050
19-3011	Economists	239	\$64.83	\$50.81	\$78.76	\$80.47	\$134,840
27-3041	Editors	669	\$31.74	\$22.05	\$28.65	\$38.28	\$66,020
11-9039	Education Administrators, All Other	460	\$38.14	\$28.06	\$32.00	\$46.23	\$79,330
11-9032	Education Administrators, Kindergarten through Secondary	2,084	-	-	-	-	\$124,740
11-9033	Education Administrators, Postsecondary	879	\$52.22	\$37.59	\$47.86	\$62.92	\$108,620
11-9031	Education and Childcare Administrators, Preschool and Daycare	727	\$23.86	\$18.42	\$22.16	\$28.86	\$49,620
25-1081	Education Teachers, Postsecondary	184	-	-	-	-	\$79,280
25-9099	Educational Instruction and Library Workers, All Other	2,312	\$21.37	\$13.15	\$18.18	\$24.47	\$44,440
21-1012	Educational, Guidance, and Career Counselors and Advisors	1,713	\$37.26	\$27.66	\$36.42	\$44.69	\$77,500
49-2092	Electric Motor, Power Tool, and Related Repairers	195	\$28.40	\$25.33	\$28.69	\$29.64	\$59,070
17-3023	Electrical and Electronic Engineering Technologists and Technicians	1,891	\$34.91	\$30.28	\$35.69	\$39.06	\$72,610
17-3012	Electrical and Electronics Drafters	250	\$32.22	\$24.97	\$30.56	\$37.91	\$67,020
49-2093	Electrical and Electronics Installers and Repairers, Transportation Equipment	14	\$53.36	\$57.64	\$57.64	\$63.98	\$110,990
49-2094	Electrical and Electronics Repairers, Commercial and Industrial Equipment	236	\$40.16	\$30.48	\$37.75	\$45.55	\$83,530
49-2095	Electrical and Electronics Repairers, Powerhouse, Substation, and Relay	74	\$60.54	\$58.46	\$61.89	\$63.19	\$125,930
17-2071	Electrical Engineers	2,497	\$51.53	\$39.73	\$49.76	\$60.75	\$107,180
49-9051	Electrical Power-Line Installers and Repairers	686	\$50.95	\$45.47	\$55.09	\$58.90	\$105,970
51-2028	Electrical/Electronic/Electromechanical Assemblers Only	3,483	\$20.82	\$17.69	\$19.00	\$23.20	\$43,300
47-2111	Electricians	6,696	\$41.15	\$30.40	\$44.48	\$50.53	\$85,590
17-3024	Electro-Mechanical and Mechatronics Technologists and Technicians	139	\$24.59	\$21.71	\$22.64	\$22.64	\$51,150
49-2096	Electronic Equipment Installers and Repairers, Motor Vehicles	76	\$21.05	\$18.89	\$20.00	\$20.00	\$43,780
17-2072	Electronics Engineers, Except Computer	897	\$49.68	\$37.65	\$48.38	\$60.41	\$103,330

SOC code	Vancouver (WA) and Portland-Hillsboro (OR) MSA occupational title	Estimated employment	Average wage	Percentiles			Annual wage
				25th	50th	75th	
25-2021	Elementary School Teachers, Except Special Education	8,635	-	-	-	-	\$88,170
47-4021	Elevator and Escalator Installers and Repairers	187	\$51.62	\$40.21	\$59.76	\$62.94	\$107,370
43-4061	Eligibility Interviewers, Government Programs	1,365	\$26.43	\$22.68	\$26.07	\$31.10	\$54,970
39-4011	Embalmers	30	\$27.25	\$19.19	\$24.82	\$39.14	\$56,680
11-9161	Emergency Management Directors	45	\$49.07	\$38.13	\$45.84	\$53.65	\$102,060
29-2042	Emergency Medical Technicians	702	\$21.92	\$18.07	\$21.54	\$23.43	\$45,600
29-1214	Emergency Medicine Physicians	321	\$128.23	-	-	-	\$266,710
51-2031	Engine and Other Machine Assemblers	96	\$23.76	\$19.91	\$21.19	\$25.95	\$49,430
25-1032	Engineering Teachers, Postsecondary	136	-	-	-	-	\$115,110
17-3029	Engineering Technologists and Technicians, Except Drafters, All Other	744	\$31.28	\$22.87	\$29.77	\$38.23	\$65,050
17-2199	Engineers, All Other	2,380	\$50.61	\$37.23	\$48.11	\$62.54	\$105,270
25-1123	English Language and Literature Teachers, Postsecondary	334	-	-	-	-	\$102,240
27-2099	Entertainers and Performers, Sports and Related Workers, All Other	-	\$25.38	\$16.41	\$16.41	\$22.33	-
11-9072	Entertainment and Recreation Managers, Except Gambling	203	\$36.92	\$24.86	\$31.38	\$49.38	\$76,790
39-1014	Entertainment and Recreation Workers Supervisors, Except Gambling Services	379	\$25.43	\$18.46	\$21.95	\$30.22	\$52,900
39-3099	Entertainment Attendants and Related Workers, All Other	146	\$17.19	\$16.09	\$17.59	\$17.61	\$35,750
17-3025	Environmental Engineering Technologists and Technicians	27	\$34.06	\$28.96	\$34.03	\$39.99	\$70,850
17-2081	Environmental Engineers	461	\$48.08	\$39.16	\$49.11	\$52.21	\$100,000
19-4042	Environmental Science and Protection Technicians, Including Health	220	\$26.50	\$19.00	\$24.12	\$30.49	\$55,120
25-1053	Environmental Science Teachers, Postsecondary	45	-	-	-	-	\$81,990
19-2041	Environmental Scientists and Specialists, Including Health	690	\$44.39	\$36.35	\$41.44	\$50.19	\$92,330
19-1041	Epidemiologists	106	\$39.47	\$31.50	\$37.25	\$46.13	\$82,110
51-9194	Etchers and Engravers	62	\$20.05	\$15.87	\$19.31	\$24.86	\$41,700
47-5022	Excavating and Loading Machine and Dragline Operators, Surface Mining	114	\$27.65	\$23.27	\$26.29	\$28.07	\$57,510
43-6011	Executive Secretaries and Executive Administrative Assistants	3,109	\$33.12	\$29.00	\$31.54	\$37.66	\$68,880
29-1128	Exercise Physiologists	33	\$30.76	\$24.93	\$29.19	\$36.15	\$63,990
39-9031	Exercise Trainers and Group Fitness Instructors	2,465	\$26.11	\$18.16	\$23.02	\$30.40	\$54,310
51-4021	Extruding and Drawing Machine Setters, Operators, and Tenders, Metal and Plastic	237	\$20.44	\$18.02	\$19.04	\$22.18	\$42,510
51-9041	Extruding/Forming Machine Setters/Operators/Tenders, Synthetic/Glass	473	\$20.30	\$17.96	\$18.34	\$23.24	\$42,220
51-6092	Fabric and Apparel Patternmakers	18	\$27.17	\$27.00	\$27.00	\$27.67	\$56,520
11-3013	Facilities Managers	1,160	\$48.72	\$37.14	\$44.62	\$57.69	\$101,330
45-4021	Fallers	-	\$38.62	\$24.01	\$42.02	\$42.75	\$80,320
25-1192	Family and Consumer Sciences Teachers, Postsecondary	13	-	-	-	-	\$130,350
29-1215	Family Medicine Physicians	689	\$98.94	\$82.37	\$102.80	\$106.68	\$205,790
49-3041	Farm Equipment Mechanics and Service Technicians	208	\$28.99	\$23.99	\$29.19	\$34.86	\$60,300
11-9013	Farmers, Ranchers, and Other Agricultural Managers	61	\$45.28	\$35.93	\$39.23	\$50.60	\$94,180
45-2092	Farmworkers and Laborers, Crop, Nursery, and Greenhouse	2,279	\$17.65	\$15.48	\$16.59	\$18.20	\$36,710
45-2093	Farmworkers, Farm, Ranch, and Aquacultural Animals	203	\$18.24	\$16.27	\$17.52	\$19.70	\$37,940
27-1022	Fashion Designers	449	\$43.44	\$32.68	\$39.81	\$53.24	\$90,350
35-3023	Fast Food and Counter Workers	30,280	\$15.88	\$14.62	\$15.02	\$16.75	\$33,040
47-4031	Fence Erectors	159	\$22.00	\$18.64	\$21.31	\$24.80	\$45,760
51-2051	Fiberglass Laminators and Fabricators	68	\$19.61	\$17.95	\$18.12	\$20.95	\$40,780
43-4071	File Clerks	382	\$20.94	\$16.96	\$18.86	\$24.60	\$43,560
27-4032	Film and Video Editors	189	\$31.05	\$23.15	\$25.70	\$35.78	\$64,590

SOC code	Vancouver (WA) and Portland-Hillsboro (OR) MSA occupational title	Estimated employment	Average wage	Percentiles			Annual wage
				25th	50th	75th	
13-2051	Financial and Investment Analysts	2,150	\$49.47	\$36.14	\$46.34	\$55.01	\$102,890
43-3099	Financial Clerks, All Other	257	\$23.96	\$19.48	\$21.54	\$23.81	\$49,830
13-2061	Financial Examiners	526	\$42.35	\$31.27	\$37.76	\$49.73	\$88,090
11-3031	Financial Managers	5,093	\$75.43	\$49.91	\$63.99	\$81.87	\$156,900
13-2054	Financial Risk Specialists	459	\$48.82	\$36.29	\$45.39	\$55.64	\$101,550
13-2099	Financial Specialists, All Other	740	\$44.27	\$32.95	\$39.50	\$51.78	\$92,080
27-1013	Fine Artists, Including Painters, Sculptors, and Illustrators	105	\$32.43	\$24.19	\$28.39	\$37.62	\$67,450
33-2021	Fire Inspectors and Investigators	61	\$49.98	\$48.31	\$51.48	\$52.99	\$103,950
33-2011	Firefighters	1,454	\$39.01	\$31.46	\$40.97	\$50.63	\$81,130
47-1011	First-Line Supervisors of Construction Trades and Extraction Workers	6,802	\$45.89	\$35.00	\$47.13	\$58.85	\$95,450
33-1011	First-Line Supervisors of Correctional Officers	255	\$50.06	\$44.49	\$47.66	\$52.12	\$104,120
45-1011	First-Line Supervisors of Farming, Fishing, and Forestry Workers	460	\$31.84	\$22.95	\$29.10	\$40.72	\$66,230
33-1021	First-Line Supervisors of Firefighting and Prevention Workers	345	\$56.78	\$49.52	\$59.15	\$65.46	\$118,110
35-1012	First-Line Supervisors of Food Preparation and Serving Workers	9,020	\$20.96	\$17.37	\$18.87	\$21.99	\$43,590
39-1013	First-Line Supervisors of Gambling Services Workers	99	\$24.40	\$20.35	\$21.65	\$29.42	\$50,760
37-1011	First-Line Supervisors of Housekeeping and Janitorial Workers	1,489	\$24.52	\$18.56	\$22.97	\$29.16	\$50,990
37-1012	First-Line Supervisors of Landscaping, Lawn Service, and Groundskeeping Workers	929	\$29.65	\$22.89	\$26.80	\$33.91	\$61,660
49-1011	First-Line Supervisors of Mechanics, Installers, and Repairers	3,682	\$39.24	\$29.71	\$37.53	\$46.77	\$81,620
41-1012	First-Line Supervisors of Non-Retail Sales Workers	1,254	\$43.35	\$31.29	\$38.13	\$47.05	\$90,160
43-1011	First-Line Supervisors of Office and Administrative Support Workers	9,089	\$32.27	\$24.65	\$30.69	\$37.53	\$67,120
39-1022	First-Line Supervisors of Personal Service Workers	748	\$21.98	\$17.55	\$19.64	\$23.36	\$45,730
33-1012	First-Line Supervisors of Police and Detectives	595	\$57.43	\$50.81	\$56.48	\$61.34	\$119,460
51-1011	First-Line Supervisors of Production and Operating Workers	5,244	\$32.71	\$24.05	\$30.67	\$38.39	\$68,030
33-1099	First-Line Supervisors of Protective Service Workers, All Other	193	\$29.21	\$24.07	\$29.38	\$34.68	\$60,770
41-1011	First-Line Supervisors of Retail Sales Workers	8,425	\$24.85	\$18.48	\$22.39	\$28.05	\$51,690
33-1091	First-Line Supervisors of Security Workers	423	\$25.78	\$20.86	\$23.34	\$28.87	\$53,630
53-2031	Flight Attendants	780	-	-	-	-	\$61,630
47-2042	Floor Layers, Except Carpet, Wood, and Hard Tiles	191	\$25.84	\$19.47	\$22.55	\$28.02	\$53,750
27-1023	Floral Designers	469	\$18.43	\$15.99	\$17.12	\$19.96	\$38,340
51-3091	Food and Tobacco Roasting, Baking, and Drying Machine Operators and Tenders	399	\$21.05	\$18.01	\$20.00	\$23.30	\$43,780
51-3092	Food Batchmakers	1,787	\$19.15	\$17.02	\$18.30	\$20.69	\$39,840
51-3093	Food Cooking Machine Operators and Tenders	74	\$18.60	\$14.92	\$17.99	\$19.58	\$38,690
35-9099	Food Preparation and Serving Related Workers, All Other	297	\$14.94	\$14.00	\$14.00	\$14.49	\$31,070
35-2021	Food Preparation Workers	4,473	\$17.58	\$15.88	\$16.92	\$18.64	\$36,560
51-3099	Food Processing Workers, All Other	573	\$17.62	\$15.22	\$16.98	\$17.97	\$36,650
19-4013	Food Science Technicians	269	\$23.29	\$19.31	\$22.69	\$27.00	\$48,430
19-1012	Food Scientists and Technologists	204	\$37.83	\$30.09	\$35.81	\$43.14	\$78,690
35-3041	Food Servers, Nonrestaurant	1,918	\$17.77	\$15.15	\$16.47	\$18.89	\$36,960
11-9051	Food Service Managers	1,474	\$30.87	\$24.89	\$28.84	\$35.22	\$64,210
25-1124	Foreign Language and Literature Teachers, Postsecondary	214	-	-	-	-	\$100,590
19-4092	Forensic Science Technicians	116	\$43.32	\$39.01	\$42.54	\$52.85	\$90,100
19-4071	Forest and Conservation Technicians	269	\$25.19	\$18.58	\$21.46	\$28.56	\$52,390
45-4011	Forest and Conservation Workers	27	\$22.76	\$19.60	\$20.92	\$28.85	\$47,350
19-1032	Foresters	81	\$37.13	\$29.09	\$36.38	\$42.21	\$77,230

SOC code	Vancouver (WA) and Portland-Hillsboro (OR) MSA occupational title	Estimated employment	Average wage	Percentiles			Annual wage
				25th	50th	75th	
51-4071	Foundry Mold and Coremakers	195	\$26.01	\$19.37	\$29.10	\$29.27	\$54,100
13-1131	Fundraisers	1,133	\$29.09	\$22.52	\$24.98	\$32.56	\$60,510
11-2033	Fundraising Managers	409	\$46.93	\$34.64	\$43.94	\$52.95	\$97,610
11-9171	Funeral Home Managers	61	\$39.19	\$25.25	\$36.16	\$42.06	\$81,520
51-9051	Furnace, Kiln, Oven, Drier, and Kettle Operators and Tenders	183	\$21.26	\$18.25	\$21.20	\$23.11	\$44,220
51-7021	Furniture Finishers	114	\$20.14	\$17.22	\$19.04	\$22.79	\$41,880
11-9071	Gambling Managers	18	\$40.30	\$25.07	\$37.57	\$47.46	\$83,820
51-8092	Gas Plant Operators	36	\$41.96	\$39.27	\$41.62	\$52.04	\$87,270
11-1021	General and Operations Managers	30,271	\$56.83	\$30.82	\$45.40	\$67.22	\$118,200
29-1216	General Internal Medicine Physicians	284	-	\$101.81	\$103.73	-	-
29-9092	Genetic Counselors	38	\$47.71	\$41.40	\$50.76	\$51.43	\$99,240
19-3092	Geographers	19	\$50.76	\$42.18	\$53.07	\$59.87	\$105,590
25-1064	Geography Teachers, Postsecondary	39	-	-	-	-	\$95,040
19-4043	Geological Technicians, Except Hydrologic Technicians	41	\$25.79	\$23.99	\$24.50	\$25.77	\$53,640
19-2042	Geoscientists, Except Hydrologists and Geographers	296	\$42.81	\$30.05	\$40.00	\$49.33	\$89,040
47-2121	Glaziers	432	\$32.07	\$22.91	\$27.87	\$39.14	\$66,710
45-2041	Graders and Sorters, Agricultural Products	371	\$16.49	\$14.40	\$15.39	\$16.97	\$34,310
27-1024	Graphic Designers	1,936	\$32.40	\$23.21	\$30.18	\$38.40	\$67,380
51-4033	Grind/Lap/Polish/Buf. Mach. Tool Setters, Oprs. & Tenders, Metal & Plastic	826	\$24.87	\$19.22	\$24.55	\$29.28	\$51,730
51-9022	Grinding and Polishing Workers, Hand	29	\$20.89	\$18.23	\$23.57	\$23.58	\$43,440
37-3019	Grounds Maintenance Workers, All Other	-	\$20.27	\$18.15	\$18.15	\$22.75	\$42,160
39-5012	Hairdressers, Hairstylists, and Cosmetologists	1,974	\$18.86	\$13.98	\$16.21	\$22.95	\$39,220
47-4041	Hazardous Materials Removal Workers	483	\$26.75	\$22.89	\$23.42	\$26.84	\$55,640
17-2111	Health and Safety Engineers, Except Mining Safety Engineers and Inspectors	148	\$52.51	\$42.67	\$52.47	\$60.14	\$109,230
21-1091	Health Education Specialists	390	\$37.47	\$30.00	\$37.90	\$43.61	\$77,930
29-9021	Health Information Technologists and Medical Registrars	291	\$36.91	\$29.60	\$35.17	\$44.81	\$76,780
25-1071	Health Specialties Teachers, Postsecondary	3,824	-	-	-	-	\$141,400
29-2099	Health Technologists and Technicians, All Other	1,034	\$30.16	\$21.89	\$26.37	\$34.64	\$62,730
29-1299	Healthcare Diagnosing or Treating Practitioners, All Other	583	\$51.20	\$33.14	\$45.80	\$69.64	\$106,490
29-9099	Healthcare Practitioners and Technical Workers, All Other	204	\$35.23	\$20.88	\$32.42	\$44.01	\$73,280
21-1022	Healthcare Social Workers	1,310	\$36.65	\$28.33	\$37.14	\$41.43	\$76,220
31-9099	Healthcare Support Workers, All Other	1,377	\$23.42	\$18.39	\$22.67	\$25.60	\$48,700
29-2092	Hearing Aid Specialists	75	\$32.18	\$29.07	\$31.88	\$34.30	\$66,920
51-4191	Heat Treating Equipment Setters, Operators, and Tenders, Metal and Plastic	143	\$25.69	\$20.09	\$24.86	\$29.79	\$53,430
49-9021	Heating, Air Conditioning, and Refrigeration Mechanics and Installers	2,384	\$30.82	\$23.08	\$30.16	\$36.01	\$64,100
53-3032	Heavy and Tractor-Trailer Truck Drivers	13,395	\$28.25	\$23.98	\$27.89	\$30.62	\$58,760
47-3019	Helpers, Construction Trades, All Other	72	\$20.54	\$16.46	\$18.51	\$24.74	\$42,730
47-3011	Helpers--Brickmasons, Blockmasons, Stonemasons, and Tile and Marble Setters	146	\$25.31	\$18.71	\$23.17	\$30.84	\$52,650
47-3012	Helpers--Carpenters	267	\$19.97	\$16.22	\$20.56	\$21.55	\$41,540
47-3013	Helpers--Electricians	170	\$22.08	\$17.20	\$19.11	\$29.35	\$45,930
49-9098	Helpers--Installation, Maintenance, and Repair Workers	599	\$19.95	\$16.56	\$18.97	\$21.56	\$41,500
47-3014	Helpers--Painters, Paperhangers, Plasterers, and Stucco Masons	-	\$19.45	\$17.97	\$20.56	\$20.57	\$40,460
47-3015	Helpers--Pipelayers, Plumbers, Pipefitters, and Steamfitters	89	\$21.25	\$16.64	\$19.35	\$24.83	\$44,200
51-9198	Helpers--Production Workers	1,881	\$18.57	\$15.50	\$17.89	\$21.13	\$38,630

SOC code	Vancouver (WA) and Portland-Hillsboro (OR) MSA occupational title	Estimated employment	Average wage	Percentiles			Annual wage
				25th	50th	75th	
47-4051	Highway Maintenance Workers	627	\$28.33	\$24.86	\$28.69	\$30.80	\$58,920
19-3093	Historians	16	\$40.66	\$34.06	\$42.01	\$48.12	\$84,580
25-1125	History Teachers, Postsecondary	100	-	-	-	-	\$103,050
49-9031	Home Appliance Repairers	410	\$23.41	\$18.40	\$22.49	\$27.69	\$48,700
31-1120	Home Health and Personal Care Aides	19,575	\$17.48	\$16.21	\$17.30	\$17.78	\$36,360
35-9031	Hosts and Hostesses, Restaurant, Lounge, and Coffee Shop	2,775	\$15.01	\$14.16	\$14.53	\$15.22	\$31,220
43-4081	Hotel, Motel, and Resort Desk Clerks	1,459	\$16.84	\$16.08	\$16.76	\$17.39	\$35,030
43-4161	Human Resources Assistants, Except Payroll and Timekeeping	1,033	\$23.92	\$21.05	\$23.94	\$26.33	\$49,760
11-3121	Human Resources Managers	1,744	\$64.36	\$48.23	\$61.45	\$77.48	\$133,870
13-1071	Human Resources Specialists	7,497	\$34.93	\$24.19	\$32.13	\$40.82	\$72,650
19-4044	Hydrologic Technicians	42	\$35.31	\$26.33	\$33.07	\$43.14	\$73,440
19-2043	Hydrologists	88	\$46.83	\$39.73	\$47.63	\$53.18	\$97,410
17-3026	Industrial Engineering Technologists and Technicians	2,193	\$29.89	\$23.99	\$29.43	\$30.76	\$62,160
17-2112	Industrial Engineers	3,664	\$50.63	\$38.45	\$48.48	\$62.12	\$105,310
49-9041	Industrial Machinery Mechanics	3,188	\$30.76	\$24.56	\$30.16	\$36.45	\$63,970
11-3051	Industrial Production Managers	1,825	\$53.54	\$39.45	\$49.45	\$62.49	\$111,360
53-7051	Industrial Truck and Tractor Operators	3,824	\$22.98	\$19.68	\$22.51	\$25.12	\$47,790
19-3032	Industrial-Organizational Psychologists	29	\$49.51	\$30.26	\$35.39	\$71.80	\$102,980
43-4199	Information and Record Clerks, All Other	4,095	\$21.24	\$17.50	\$20.13	\$24.25	\$44,190
15-1212	Information Security Analysts	901	\$59.67	\$48.76	\$61.94	\$66.67	\$124,120
51-9061	Inspectors, Testers, Sorters, Samplers, and Weighers	3,842	\$25.96	\$19.36	\$23.66	\$30.15	\$53,990
49-9099	Installation, Maintenance, and Repair Workers, All Other	2,592	\$28.92	\$20.98	\$24.04	\$31.52	\$60,160
25-9031	Instructional Coordinators	1,014	\$40.48	\$30.67	\$41.57	\$48.26	\$84,190
47-2131	Insulation Workers, Floor, Ceiling, and Wall	295	\$26.33	\$23.30	\$27.94	\$28.30	\$54,760
47-2132	Insulation Workers, Mechanical	230	\$44.05	\$25.00	\$50.92	\$56.60	\$91,620
43-9041	Insurance Claims and Policy Processing Clerks	1,857	\$24.42	\$21.59	\$23.67	\$27.66	\$50,790
41-3021	Insurance Sales Agents	2,845	\$36.63	\$22.25	\$28.72	\$38.98	\$76,190
13-2053	Insurance Underwriters	430	\$39.84	\$30.26	\$38.70	\$48.85	\$82,860
27-1025	Interior Designers	556	\$34.38	\$26.94	\$30.31	\$40.24	\$71,500
27-3091	Interpreters and Translators	-	\$29.28	\$23.84	\$29.57	\$33.89	\$60,900
43-4111	Interviewers, Except Eligibility and Loan	1,753	\$22.44	\$19.68	\$22.78	\$24.29	\$46,680
37-2011	Janitors and Cleaners, Except Maids and Housekeeping Cleaners	14,162	\$18.11	\$15.47	\$17.25	\$19.40	\$37,660
51-9071	Jewelers and Precious Stone and Metal Workers	179	\$25.45	\$20.42	\$24.93	\$27.40	\$52,930
23-1023	Judges, Magistrate Judges, and Magistrates	133	\$71.04	\$54.35	\$74.37	\$74.37	\$147,770
23-1012	Judicial Law Clerks	47	\$23.85	\$16.97	\$18.58	\$30.78	\$49,600
25-2012	Kindergarten Teachers, Except Special Education	931	-	-	-	-	\$83,910
13-1075	Labor Relations Specialists	834	\$49.64	\$39.41	\$50.48	\$59.44	\$103,240
53-7062	Laborers and Freight, Stock, and Material Movers, Hand	16,964	\$19.84	\$16.90	\$18.77	\$22.51	\$41,260
17-1012	Landscape Architects	188	\$36.08	\$27.82	\$35.41	\$39.25	\$75,050
37-3011	Landscaping and Groundskeeping Workers	6,140	\$20.88	\$18.20	\$19.80	\$22.20	\$43,430
51-4034	Lathe and Turning Machine Tool Setters, Operators, and Tenders, Metal and Plastic	-	\$29.31	\$25.45	\$26.29	\$32.63	\$60,960
51-6011	Laundry and Dry-Cleaning Workers	947	\$17.00	\$15.27	\$16.93	\$18.19	\$35,360
25-1112	Law Teachers, Postsecondary	29	-	-	-	-	\$131,510
23-1011	Lawyers	5,328	\$73.57	\$48.05	\$65.44	\$86.69	\$153,030

SOC code	Vancouver (WA) and Portland-Hillsboro (OR) MSA occupational title	Estimated employment	Average wage	Percentiles			Annual wage
				25th	50th	75th	
51-4192	Layout Workers, Metal and Plastic	46	\$32.39	\$29.30	\$29.32	\$29.35	\$67,380
43-6012	Legal Secretaries and Administrative Assistants	705	\$27.11	\$21.30	\$26.90	\$31.97	\$56,400
23-2099	Legal Support Workers, All Other	367	\$33.59	\$27.46	\$28.99	\$33.48	\$69,870
11-1031	Legislators	76	-	-	-	-	\$118,220
25-4022	Librarians and Media Collections Specialists	1,032	\$36.28	\$30.12	\$36.41	\$41.19	\$75,450
43-4121	Library Assistants, Clerical	640	\$21.48	\$19.32	\$19.34	\$24.35	\$44,680
25-1082	Library Science Teachers, Postsecondary	15	-	-	-	-	\$115,640
25-4031	Library Technicians	793	\$23.80	\$20.88	\$23.62	\$25.29	\$49,500
29-2061	Licensed Practical and Licensed Vocational Nurses	2,088	\$33.26	\$30.18	\$32.02	\$35.88	\$69,170
19-1099	Life Scientists, All Other	111	\$49.07	\$32.66	\$47.05	\$58.71	\$102,060
19-4099	Life, Physical, and Social Science Technicians, All Other	490	\$26.97	\$22.43	\$25.20	\$30.86	\$56,110
33-9092	Lifeguards, Ski Patrol, and Other Recreational Protective Service Workers	475	\$15.04	\$14.04	\$14.68	\$16.15	\$31,270
53-3033	Light Truck Drivers	8,721	\$22.77	\$18.63	\$20.82	\$23.89	\$47,350
27-4015	Lighting Technicians	66	\$48.26	\$44.65	\$44.65	\$55.81	\$100,370
43-4131	Loan Interviewers and Clerks	2,023	\$24.62	\$22.17	\$23.83	\$28.00	\$51,220
13-2072	Loan Officers	3,624	\$44.35	\$23.33	\$35.59	\$50.56	\$92,240
39-3093	Locker Room, Coatroom, and Dressing Room Attendants	71	\$17.80	\$15.96	\$17.53	\$18.24	\$37,020
49-9094	Locksmiths and Safe Repairers	145	\$23.27	\$16.42	\$22.56	\$26.11	\$48,400
11-9081	Lodging Managers	262	\$29.61	\$22.29	\$25.55	\$30.43	\$61,590
45-4023	Log Graders and Scalers	-	\$29.38	\$27.84	\$28.52	\$31.07	\$61,110
45-4022	Logging Equipment Operators	254	\$28.69	\$25.34	\$29.40	\$30.34	\$59,680
45-4029	Logging Workers, All Other	89	\$27.75	\$24.04	\$27.65	\$29.50	\$57,710
13-1081	Logisticians	1,636	\$38.16	\$30.94	\$37.09	\$42.53	\$79,370
53-7063	Machine Feeders and Offbearers	639	\$20.14	\$18.06	\$19.83	\$22.01	\$41,890
51-4041	Machinists	2,433	\$26.97	\$22.53	\$25.41	\$30.48	\$56,090
29-2035	Magnetic Resonance Imaging Technologists	276	\$48.12	\$43.87	\$50.04	\$52.94	\$100,080
37-2012	Maids and Housekeeping Cleaners	5,936	\$17.60	\$16.06	\$16.79	\$18.56	\$36,610
43-9051	Mail Clerks and Mail Machine Operators, Except Postal Service	418	\$18.99	\$16.88	\$18.03	\$20.96	\$39,490
49-9071	Maintenance and Repair Workers, General	9,749	\$24.55	\$18.79	\$23.04	\$28.43	\$51,050
49-9043	Maintenance Workers, Machinery	314	\$29.93	\$22.85	\$29.35	\$37.40	\$62,250
13-1111	Management Analysts	6,199	\$47.75	\$37.49	\$48.26	\$52.29	\$99,310
11-9199	Managers, All Other	5,321	\$57.23	\$38.77	\$53.17	\$66.98	\$119,050
39-5092	Manicurists and Pedicurists	1,613	\$23.11	\$16.77	\$18.19	\$29.38	\$48,060
17-2121	Marine Engineers and Naval Architects	37	\$49.72	\$44.06	\$45.91	\$57.37	\$103,420
13-1161	Market Research Analysts and Marketing Specialists	8,224	\$39.26	\$27.11	\$36.05	\$48.90	\$81,660
11-2021	Marketing Managers	3,709	\$66.94	\$46.54	\$62.69	\$82.31	\$139,230
21-1013	Marriage and Family Therapists	230	\$32.01	\$27.33	\$29.46	\$33.85	\$66,590
31-9011	Massage Therapists	1,187	\$35.30	\$30.24	\$37.95	\$40.42	\$73,410
53-7199	Material Moving Workers, All Other	149	\$24.82	\$20.74	\$24.00	\$26.57	\$51,620
17-2131	Materials Engineers	273	\$58.09	\$48.51	\$61.72	\$62.43	\$120,820
19-2032	Materials Scientists	44	\$47.63	\$40.12	\$47.70	\$51.24	\$99,070
15-2099	Mathematical Science Occupations, All Other	37	\$49.92	\$28.15	\$34.29	\$84.13	\$103,830
25-1022	Mathematical Science Teachers, Postsecondary	364	-	-	-	-	\$122,770
51-3022	Meat, Poultry, and Fish Cutters and Trimmers	311	\$18.60	\$16.33	\$17.05	\$18.63	\$38,700
49-9011	Mechanical Door Repairers	346	\$24.35	\$19.01	\$24.03	\$28.89	\$50,650

SOC code	Vancouver (WA) and Portland-Hillsboro (OR) MSA occupational title	Estimated employment	Average wage	Percentiles			Annual wage
				25th	50th	75th	
17-3013	Mechanical Drafters	584	\$42.61	\$29.74	\$42.49	\$55.00	\$88,630
17-3027	Mechanical Engineering Technologists and Technicians	298	\$32.23	\$24.59	\$30.60	\$38.23	\$67,040
17-2141	Mechanical Engineers	2,846	\$50.45	\$39.40	\$48.62	\$59.35	\$104,940
27-4099	Media and Communication Equipment Workers, All Other	93	\$30.30	\$23.30	\$26.57	\$37.02	\$63,010
27-3099	Media and Communication Workers, All Other	-	\$26.24	\$15.36	\$26.45	\$29.91	\$54,580
11-9111	Medical and Health Services Managers	3,201	\$72.54	\$48.65	\$62.46	\$82.90	\$150,890
51-9082	Medical Appliance Technicians	189	\$22.33	\$18.83	\$19.47	\$25.24	\$46,440
31-9092	Medical Assistants	6,275	\$23.35	\$20.80	\$23.03	\$25.11	\$48,570
29-2036	Medical Dosimetrists	28	\$73.74	\$61.95	\$69.95	\$83.34	\$153,390
31-9093	Medical Equipment Preparers	746	\$23.34	\$19.17	\$24.21	\$25.37	\$48,550
49-9062	Medical Equipment Repairers	226	\$33.64	\$23.82	\$29.76	\$39.86	\$69,980
29-2072	Medical Records Specialists	1,249	\$27.39	\$21.57	\$25.30	\$31.63	\$56,980
19-1042	Medical Scientists, Except Epidemiologists	1,562	\$46.43	\$30.94	\$39.54	\$50.50	\$96,580
43-6013	Medical Secretaries and Administrative Assistants	7,208	\$23.32	\$20.23	\$22.98	\$27.15	\$48,510
31-9094	Medical Transcriptionists	536	\$18.33	\$14.54	\$15.64	\$19.61	\$38,130
13-1121	Meeting, Convention, and Event Planners	1,026	\$29.00	\$22.17	\$27.80	\$33.16	\$60,320
21-1023	Mental Health and Substance Abuse Social Workers	875	\$26.17	\$18.56	\$22.33	\$34.11	\$54,420
27-1026	Merchandise Displayers and Window Trimmers	1,462	\$19.13	\$16.12	\$17.73	\$20.17	\$39,780
51-4199	Metal Workers and Plastic Workers, All Other	445	\$21.82	\$15.83	\$19.08	\$24.65	\$45,380
51-4051	Metal-Refining Furnace Operators and Tenders	144	\$29.78	\$28.76	\$32.16	\$32.76	\$61,950
43-5041	Meter Readers, Utilities	55	\$33.12	\$25.54	\$29.86	\$31.88	\$68,890
19-1022	Microbiologists	82	\$34.84	\$24.08	\$34.66	\$43.98	\$72,460
25-2022	Middle School Teachers, Except Special and Career/Technical Education	4,609	-	-	-	-	\$81,320
49-9044	Millwrights	260	\$34.72	\$28.54	\$34.80	\$40.94	\$72,210
51-2090	Miscellaneous Assemblers and Fabricators	7,559	\$20.12	\$17.18	\$18.74	\$21.95	\$41,850
47-4090	Miscellaneous Construction and Related Workers	216	\$25.01	\$21.59	\$22.92	\$29.91	\$52,010
51-9023	Mixing and Blending Machine Setters, Operators, and Tenders	534	\$22.05	\$18.22	\$20.41	\$24.03	\$45,860
49-3042	Mobile Heavy Equipment Mechanics, Except Engines	1,282	\$32.68	\$28.83	\$31.53	\$37.05	\$67,980
51-9195	Molders, Shapers, and Casters, Except Metal and Plastic	374	\$21.77	\$18.44	\$19.50	\$22.48	\$45,280
51-4072	Molding/Coremaking/ Casting Mach. Setters/Oprs. & Tenders/Metal & Plastic	1,254	\$21.25	\$16.94	\$19.42	\$25.07	\$44,200
39-4031	Morticians, Undertakers, and Funeral Arrangers	97	\$26.44	\$21.60	\$24.39	\$29.48	\$55,000
39-3021	Motion Picture Projectionists	21	\$18.64	\$14.68	\$16.75	\$22.61	\$38,780
53-3099	Motor Vehicle Operators, All Other	634	\$22.46	\$14.78	\$19.52	\$28.01	\$46,720
49-3051	Motorboat Mechanics and Service Technicians	130	\$24.28	\$23.78	\$24.20	\$24.97	\$50,500
53-5022	Motorboat Operators	40	\$26.75	\$21.46	\$22.46	\$32.82	\$55,650
49-3052	Motorcycle Mechanics	90	\$25.16	\$18.65	\$24.13	\$29.46	\$52,340
51-4081	Multiple Machine Tool Setters, Operators, and Tenders, Metal and Plastic	661	\$21.61	\$17.06	\$21.01	\$24.57	\$44,940
25-4013	Museum Technicians and Conservators	21	\$29.98	\$17.66	\$23.14	\$32.11	\$62,360
27-2041	Music Directors and Composers	86	\$32.73	\$21.25	\$28.27	\$38.57	\$68,070
49-9063	Musical Instrument Repairers and Tuners	23	\$23.79	\$17.51	\$26.99	\$26.99	\$49,490
27-2042	Musicians and Singers	719	\$43.78	\$31.87	\$40.00	\$60.78	-
11-9121	Natural Sciences Managers	833	\$69.80	\$55.02	\$63.11	\$79.88	\$145,180
15-1244	Network and Computer Systems Administrators	3,409	\$48.17	\$39.07	\$47.79	\$57.51	\$100,190
29-1217	Neurologists	61	-	-	-	-	-

SOC code	Vancouver (WA) and Portland-Hillsboro (OR) MSA occupational title	Estimated employment	Average wage	Percentiles			Annual wage
				25th	50th	75th	
43-4141	New Accounts Clerks	666	\$22.15	\$19.91	\$21.66	\$22.76	\$46,080
27-3023	News Analysts, Reporters, and Journalists	513	\$45.10	\$21.28	\$22.33	\$30.84	\$93,810
17-2161	Nuclear Engineers	-	\$63.61	\$48.58	\$55.26	\$80.88	\$132,300
29-2033	Nuclear Medicine Technologists	70	\$50.00	\$47.30	\$50.12	\$51.78	\$103,990
29-1151	Nurse Anesthetists	238	\$97.39	\$80.14	\$102.73	-	\$202,580
29-1161	Nurse Midwives	122	\$66.17	\$62.18	\$64.17	\$66.86	\$137,640
29-1171	Nurse Practitioners	1,096	\$67.63	\$60.78	\$65.47	\$73.80	\$140,670
31-1131	Nursing Assistants	7,482	\$21.15	\$18.41	\$20.53	\$23.31	\$44,000
25-1072	Nursing Instructors and Teachers, Postsecondary	458	-	-	-	-	\$94,690
29-1218	Obstetricians and Gynecologists	299	-	-	-	-	-
19-5011	Occupational Health and Safety Specialists	961	\$38.90	\$28.88	\$39.40	\$48.81	\$80,910
19-5012	Occupational Health and Safety Technicians	110	\$33.67	\$23.48	\$31.08	\$39.59	\$70,020
29-1122	Occupational Therapists	725	\$46.22	\$40.85	\$47.69	\$51.74	\$96,140
31-2011	Occupational Therapy Assistants	99	\$32.53	\$30.41	\$32.67	\$34.45	\$67,660
43-9199	Office and Administrative Support Workers, All Other	3,506	\$22.65	\$18.69	\$22.13	\$25.07	\$47,100
43-9061	Office Clerks, General	20,126	\$21.40	\$17.35	\$20.47	\$24.21	\$44,520
43-9071	Office Machine Operators, Except Computer	154	\$20.07	\$15.45	\$18.87	\$23.66	\$41,750
47-2073	Operating Engineers and Other Construction Equipment Operators	2,810	\$33.10	\$25.83	\$30.09	\$38.81	\$68,860
15-2031	Operations Research Analysts	1,164	\$46.12	\$37.41	\$45.15	\$53.00	\$95,940
51-9083	Ophthalmic Laboratory Technicians	137	\$21.12	\$18.37	\$18.64	\$22.58	\$43,930
29-2057	Ophthalmic Medical Technicians	512	\$24.44	\$18.40	\$22.56	\$30.92	\$50,830
29-1241	Ophthalmologists, Except Pediatric	155	\$180.61	-	-	-	\$375,660
29-2081	Opticians, Dispensing	574	\$24.04	\$18.03	\$21.95	\$29.85	\$50,000
29-1041	Optometrists	394	\$57.91	\$49.62	\$60.11	\$63.52	\$120,460
43-4151	Order Clerks	701	\$22.38	\$18.79	\$21.36	\$24.53	\$46,550
31-1132	Orderlies	173	\$20.23	\$19.49	\$19.99	\$20.21	\$42,080
29-1242	Orthopedic Surgeons, Except Pediatric	56	-	-	-	-	-
29-2091	Orthotists and Prosthetists	90	\$44.42	\$30.86	\$40.81	\$48.01	\$92,380
49-3053	Outdoor Power Equipment and Other Small Engine Mechanics	294	\$20.99	\$18.13	\$21.00	\$23.48	\$43,650
51-9111	Packaging and Filling Machine Operators and Tenders	3,338	\$18.77	\$15.85	\$17.81	\$20.69	\$39,050
53-7064	Packers and Packagers, Hand	2,993	\$17.55	\$15.13	\$16.81	\$18.54	\$36,510
47-2141	Painters, Construction and Maintenance	3,046	\$22.85	\$18.70	\$21.70	\$23.50	\$47,520
51-9123	Painting, Coating, and Decorating Workers	-	\$21.10	\$18.89	\$18.89	\$23.19	\$43,900
51-9196	Paper Goods Machine Setters, Operators, and Tenders	763	\$23.81	\$21.28	\$22.10	\$28.29	\$49,530
23-2011	Paralegals and Legal Assistants	3,286	\$32.94	\$27.99	\$31.24	\$37.67	\$68,520
29-2043	Paramedics	475	\$38.46	\$31.07	\$31.93	\$49.60	\$79,990
53-6021	Parking Attendants	543	\$16.01	\$15.02	\$15.98	\$16.88	\$33,300
33-3041	Parking Enforcement Workers	54	\$24.48	\$17.37	\$25.67	\$27.69	\$50,930
41-2022	Parts Salespersons	1,878	\$20.98	\$17.07	\$18.37	\$24.11	\$43,630
47-2071	Paving, Surfacing, and Tamping Equipment Operators	134	\$33.99	\$24.75	\$35.08	\$39.15	\$70,690
43-3051	Payroll and Timekeeping Clerks	1,424	\$25.67	\$20.45	\$25.19	\$30.23	\$53,380
29-1221	Pediatricians, General	388	\$86.53	\$67.11	\$80.88	\$100.82	\$179,980
39-9099	Personal Care and Service Workers, All Other	7,805	\$16.93	\$16.67	\$16.67	\$16.67	\$35,220
13-2052	Personal Financial Advisors	2,773	\$65.82	\$30.19	\$50.37	\$80.46	\$136,900
37-2021	Pest Control Workers	478	\$23.02	\$17.64	\$21.85	\$23.85	\$47,880

SOC code	Vancouver (WA) and Portland-Hillsboro (OR) MSA occupational title	Estimated employment	Average wage	Percentiles			Annual wage
				25th	50th	75th	
37-3012	Pesticide Handlers, Sprayers, and Applicators, Vegetation	149	\$26.42	\$22.75	\$23.98	\$28.25	\$54,950
51-8093	Petroleum Pump System Operators, Refinery Operators, and Gaugers	-	\$41.60	\$41.58	\$41.58	\$45.11	\$86,520
29-1051	Pharmacists	2,432	\$69.14	\$63.89	\$70.26	\$81.03	\$143,800
31-9095	Pharmacy Aides	160	\$18.70	\$14.22	\$16.89	\$22.25	\$38,890
29-2052	Pharmacy Technicians	2,748	\$23.36	\$19.81	\$22.97	\$27.20	\$48,580
25-1126	Philosophy and Religion Teachers, Postsecondary	220	-	-	-	-	\$84,880
31-9097	Phlebotomists	1,086	\$22.20	\$19.51	\$21.25	\$24.94	\$46,170
27-4021	Photographers	263	\$26.95	\$17.76	\$24.09	\$34.34	\$56,060
51-9151	Photographic Process Workers and Processing Machine Operators	78	\$20.88	\$17.75	\$17.75	\$20.00	\$43,420
19-2099	Physical Scientists, All Other	177	\$48.79	\$37.06	\$47.97	\$56.64	\$101,480
31-2022	Physical Therapist Aides	345	\$17.06	\$14.64	\$15.51	\$17.37	\$35,470
31-2021	Physical Therapist Assistants	501	\$30.98	\$27.56	\$29.27	\$35.84	\$64,430
29-1123	Physical Therapists	1,735	\$46.36	\$39.00	\$46.37	\$52.20	\$96,420
29-1071	Physician Assistants	773	\$69.94	\$62.23	\$66.19	\$77.76	\$145,470
29-1229	Physicians, All Other	3,861	\$111.11	\$32.14	\$112.13	-	\$231,100
29-1222	Physicians, Pathologists	59	\$93.69	\$34.80	\$107.05	-	\$194,880
19-2012	Physicists	74	\$80.07	\$44.30	\$82.61	\$94.34	\$166,550
25-1054	Physics Teachers, Postsecondary	82	-	-	-	-	\$109,110
47-2072	Pile Driver Operators	39	\$39.44	\$34.89	\$43.60	\$44.56	\$82,040
47-2151	Pipelayers	242	\$31.01	\$27.44	\$30.00	\$35.16	\$64,500
51-8099	Plant and System Operators, All Other	67	\$34.43	\$26.85	\$32.74	\$42.40	\$71,610
47-2161	Plasterers and Stucco Masons	159	\$29.20	\$23.79	\$27.35	\$31.07	\$60,730
51-4193	Plating Machine Setters, Operators, and Tenders, Metal and Plastic	204	\$22.12	\$18.82	\$19.36	\$21.48	\$46,010
47-2152	Plumbers, Pipefitters, and Steamfitters	4,257	\$40.51	\$29.63	\$39.75	\$49.80	\$84,250
29-1081	Podiatrists	481	\$65.97	\$47.08	\$78.48	\$78.48	\$137,220
33-3051	Police and Sheriff's Patrol Officers	2,163	\$40.50	\$38.88	\$40.89	\$42.76	\$84,250
25-1065	Political Science Teachers, Postsecondary	160	-	-	-	-	\$90,840
43-5051	Postal Service Clerks	392	\$28.16	\$24.17	\$28.43	\$32.84	\$58,570
43-5052	Postal Service Mail Carriers	2,140	\$27.17	\$21.53	\$26.75	\$34.30	\$56,520
43-5053	Postal Service Mail Sorters, Processors, and Processing Machine Operators	963	\$25.38	\$19.36	\$23.62	\$32.29	\$52,780
11-9131	Postmasters and Mail Superintendents	54	\$40.81	\$37.60	\$39.75	\$42.49	\$84,880
25-1199	Postsecondary Teachers, All Other	1,128	-	-	-	-	\$92,930
51-4052	Pourers and Casters, Metal	28	\$27.19	\$22.92	\$27.39	\$30.63	\$56,550
51-8012	Power Distributors and Dispatchers	152	\$66.81	\$61.26	\$68.68	\$71.06	\$138,960
51-8013	Power Plant Operators	78	\$49.38	\$42.97	\$53.71	\$61.65	\$102,710
49-9069	Precision Instrument and Equipment Repairers, All Other	377	\$31.83	\$24.42	\$29.97	\$37.58	\$66,210
51-5111	Prepress Technicians and Workers	165	\$24.12	\$21.18	\$23.62	\$27.61	\$50,160
25-2011	Preschool Teachers, Except Special Education	3,781	\$18.47	\$15.20	\$17.30	\$20.22	\$38,410
51-6021	Pressers, Textile, Garment, and Related Materials	178	\$16.29	\$13.70	\$16.71	\$17.69	\$33,890
51-5113	Print Binding and Finishing Workers	289	\$20.75	\$17.62	\$21.21	\$23.22	\$43,160
51-5112	Printing Press Operators	988	\$22.53	\$18.17	\$22.32	\$25.13	\$46,860
33-9021	Private Detectives and Investigators	217	\$33.17	\$20.38	\$33.03	\$40.00	\$69,000
21-1092	Probation Officers and Correctional Treatment Specialists	928	\$36.66	\$30.87	\$39.46	\$42.36	\$76,240
43-3061	Procurement Clerks	506	\$20.41	\$15.86	\$19.31	\$23.01	\$42,460

SOC code	Vancouver (WA) and Portland-Hillsboro (OR) MSA occupational title	Estimated employment	Average wage	Percentiles			Annual wage
				25th	50th	75th	
27-2012	Producers and Directors	834	\$44.46	\$27.70	\$36.96	\$53.06	\$92,470
51-9199	Production Workers, All Other	2,752	\$20.30	\$16.85	\$18.49	\$22.29	\$42,220
43-5061	Production, Planning, and Expediting Clerks	2,453	\$26.51	\$21.08	\$25.00	\$30.67	\$55,150
13-1082	Project Management Specialists	12,525	\$46.52	\$34.09	\$42.80	\$57.89	\$96,760
43-9081	Proofreaders and Copy Markers	29	\$19.46	\$15.00	\$19.01	\$22.71	\$40,480
13-2020	Property Appraisers and Assessors	536	\$33.85	\$23.89	\$30.95	\$38.87	\$70,400
11-9141	Property, Real Estate, and Community Association Managers	1,899	\$36.45	\$27.82	\$30.50	\$42.18	\$75,820
33-9099	Protective Service Workers, All Other	876	\$19.98	\$14.61	\$17.38	\$21.43	\$41,560
31-1133	Psychiatric Aides	45	\$23.42	\$18.62	\$25.42	\$25.42	\$48,710
29-1223	Psychiatrists	213	\$126.48	\$110.68	-	-	\$263,070
19-3039	Psychologists, All Other	137	\$54.03	\$50.15	\$57.67	\$63.36	\$112,380
25-1066	Psychology Teachers, Postsecondary	135	-	-	-	-	\$105,990
11-2032	Public Relations Managers	864	\$53.52	\$37.62	\$51.23	\$63.95	\$111,310
27-3031	Public Relations Specialists	2,615	\$36.81	\$23.97	\$32.56	\$43.03	\$76,560
43-5031	Public Safety Telecommunicators	270	\$33.50	\$28.07	\$32.49	\$40.69	\$69,680
53-7072	Pump Operators, Except Wellhead Pumpers	72	\$27.41	\$17.32	\$22.26	\$41.95	\$57,020
11-3061	Purchasing Managers	846	\$59.47	\$43.27	\$57.19	\$74.51	\$123,700
29-1124	Radiation Therapists	116	\$58.08	\$51.72	\$53.57	\$65.93	\$120,800
49-2021	Radio, Cellular, and Tower Equipment Installers and Repairers	370	\$42.78	\$29.85	\$37.15	\$64.00	\$88,970
29-2034	Radiologic Technologists and Technicians	1,268	\$41.91	\$38.10	\$41.01	\$48.59	\$87,170
29-1224	Radiologists	181	\$184.63	-	-	-	\$384,030
41-9022	Real Estate Sales Agents	1,638	\$28.64	\$21.44	\$25.31	\$35.92	\$59,560
43-4171	Receptionists and Information Clerks	8,679	\$18.32	\$16.00	\$17.81	\$19.99	\$38,110
25-1193	Recreation and Fitness Studies Teachers, Postsecondary	132	-	-	-	-	\$104,660
39-9032	Recreation Workers	1,383	\$19.24	\$15.55	\$17.86	\$21.65	\$40,030
29-1125	Recreational Therapists	40	\$36.22	\$32.70	\$38.60	\$38.73	\$75,340
49-3092	Recreational Vehicle Service Technicians	180	\$23.82	\$18.92	\$23.65	\$28.79	\$49,550
53-7081	Refuse and Recyclable Material Collectors	1,147	\$28.22	\$27.43	\$29.48	\$29.67	\$58,710
29-1141	Registered Nurses	23,378	\$53.66	\$48.33	\$52.06	\$61.40	\$111,610
21-1015	Rehabilitation Counselors	1,152	\$23.25	\$17.74	\$20.60	\$26.58	\$48,350
47-2171	Reinforcing Iron and Rebar Workers	-	\$37.48	\$36.26	\$40.64	\$40.64	\$77,950
21-2099	Religious Workers, All Other	258	\$18.45	\$13.94	\$17.84	\$20.31	\$38,370
43-4181	Reservation and Transportation Ticket Agents and Travel Clerks	700	\$21.87	\$16.65	\$17.83	\$26.80	\$45,490
39-9041	Residential Advisors	565	\$20.28	\$16.49	\$21.00	\$23.52	\$42,190
29-1126	Respiratory Therapists	672	\$40.39	\$36.67	\$40.18	\$41.32	\$84,010
41-2031	Retail Salespersons	28,679	\$19.03	\$15.02	\$16.51	\$17.97	\$39,580
49-9096	Riggers	133	\$34.13	\$25.18	\$33.51	\$35.09	\$71,000
47-2181	Roofers	2,091	\$27.52	\$22.33	\$24.02	\$29.98	\$57,250
53-5011	Sailors and Marine Oilers	273	\$35.32	\$27.80	\$40.53	\$41.78	\$73,470
41-9099	Sales and Related Workers, All Other	582	\$27.62	\$16.23	\$20.67	\$36.17	\$57,450
41-9031	Sales Engineers	731	\$63.45	\$46.15	\$61.56	\$81.90	\$131,970
11-2022	Sales Managers	4,171	\$69.38	\$41.17	\$60.94	\$81.75	\$144,310
41-4011	Sales Representatives, Wholesale & Manufacturing, Technical & Scientific Products	2,338	\$56.64	\$34.23	\$47.11	\$68.10	\$117,810
41-3091	Sales Reps. of Svcs., Exc. Advertising, Insurance, Financial Svcs., & Travel	7,004	\$37.12	\$22.89	\$32.79	\$46.64	\$77,200

SOC code	Vancouver (WA) and Portland-Hillsboro (OR) MSA occupational title	Estimated employment	Average wage	Percentiles			Annual wage
				25th	50th	75th	
41-4012	Sales Reps/Wholesale/Mfg, Except Tech/Science Products	11,291	\$37.46	\$23.01	\$29.99	\$43.26	\$77,910
51-7041	Sawing Machine Setters, Operators, and Tenders, Wood	829	\$21.10	\$18.34	\$20.67	\$22.62	\$43,890
33-9094	School Bus Monitors	169	\$18.07	\$14.50	\$18.30	\$19.38	\$37,580
19-3034	School Psychologists	450	\$48.37	\$39.10	\$48.06	\$61.86	\$100,600
25-2031	Secondary School Teachers, Except Special and Career/Technical Education	4,751	-	-	-	-	\$87,230
43-6014	Secretaries and Administrative Assistants, Except Legal, Medical, and Executive	13,190	\$24.16	\$19.77	\$23.75	\$28.38	\$50,260
41-3031	Securities, Commodities, and Financial Services Sales Agents	2,266	\$47.15	\$24.31	\$30.91	\$50.03	\$98,080
49-2098	Security and Fire Alarm Systems Installers	711	\$32.40	\$23.46	\$31.13	\$38.91	\$67,390
33-9032	Security Guards	6,913	\$18.14	\$15.44	\$16.81	\$18.29	\$37,720
25-3021	Self-Enrichment Teachers	1,872	\$26.67	\$17.93	\$24.47	\$35.00	\$55,470
51-9141	Semiconductor Processing Technicians	5,433	\$25.88	\$19.45	\$23.89	\$29.95	\$53,820
51-9012	Separate/Filter/Clarify/Precipitate /Still Machine Setters/Operators/Tenders	612	\$23.88	\$17.94	\$21.90	\$27.32	\$49,670
47-4071	Septic Tank Servicers and Sewer Pipe Cleaners	245	\$28.90	\$22.72	\$28.45	\$33.50	\$60,120
27-1027	Set and Exhibit Designers	73	\$39.47	\$30.01	\$38.96	\$53.61	\$82,100
51-6051	Sewers, Hand	28	\$21.51	\$16.40	\$18.50	\$23.95	\$44,740
51-6031	Sewing Machine Operators	973	\$18.03	\$15.63	\$17.30	\$18.75	\$37,500
47-2211	Sheet Metal Workers	1,845	\$34.77	\$23.95	\$34.58	\$45.90	\$72,330
53-5031	Ship Engineers	111	\$44.17	\$34.80	\$45.66	\$45.66	\$91,880
43-5071	Shipping, Receiving, and Inventory Clerks	7,185	\$20.85	\$17.22	\$19.23	\$23.01	\$43,380
51-6041	Shoe and Leather Workers and Repairers	76	\$19.46	\$13.69	\$18.21	\$22.88	\$40,480
51-6042	Shoe Machine Operators and Tenders	88	\$18.27	\$17.06	\$17.06	\$18.13	\$38,000
53-3053	Shuttle Drivers and Chauffeurs	-	\$17.47	\$14.18	\$17.84	\$20.47	\$36,340
39-5094	Skincare Specialists	503	\$25.17	\$16.19	\$22.27	\$31.05	\$52,350
51-3023	Slaughterers and Meat Packers	262	\$18.13	\$15.51	\$18.45	\$19.00	\$37,700
11-9151	Social and Community Service Managers	1,769	\$38.23	\$27.94	\$36.59	\$45.90	\$79,510
21-1093	Social and Human Service Assistants	4,316	\$21.74	\$18.62	\$21.32	\$23.58	\$45,210
19-4061	Social Science Research Assistants	101	\$26.86	\$24.80	\$27.91	\$27.91	\$55,860
25-1069	Social Sciences Teachers, Postsecondary, All Other	92	-	-	-	-	\$118,990
19-3099	Social Scientists and Related Workers, All Other	360	\$54.19	\$39.60	\$57.14	\$67.30	\$112,720
25-1113	Social Work Teachers, Postsecondary	210	-	-	-	-	\$82,350
21-1029	Social Workers, All Other	1,104	\$29.35	\$22.68	\$28.69	\$31.50	\$61,050
25-1067	Sociology Teachers, Postsecondary	70	-	-	-	-	\$121,450
15-1252	Software Developers	17,096	\$59.57	\$46.72	\$60.99	\$71.43	\$123,900
15-1253	Software Quality Assurance Analysts and Testers	2,262	\$43.86	\$30.72	\$41.63	\$59.14	\$91,230
19-1013	Soil and Plant Scientists	116	\$38.93	\$30.41	\$38.71	\$46.32	\$80,970
47-2231	Solar Photovoltaic Installers	163	\$25.10	\$18.26	\$24.59	\$28.00	\$52,200
27-4014	Sound Engineering Technicians	116	\$27.12	\$22.58	\$22.97	\$26.43	\$56,410
25-2059	Special Education Teachers, All Other	767	-	-	-	-	\$91,400
25-2052	Special Education Teachers, Kindergarten and Elementary School	1,000	-	-	-	-	\$90,770
25-2057	Special Education Teachers, Middle School	341	-	-	-	-	\$86,490
25-2051	Special Education Teachers, Preschool	130	-	-	-	-	\$72,330
25-2058	Special Education Teachers, Secondary School	525	-	-	-	-	\$93,090
27-1014	Special Effects Artists and Animators	302	\$42.85	\$31.17	\$40.81	\$52.57	\$89,120
29-1127	Speech-Language Pathologists	1,027	\$45.92	\$38.25	\$48.61	\$54.51	\$95,510

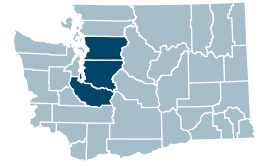
SOC code	Vancouver (WA) and Portland-Hillsboro (OR) MSA occupational title	Estimated employment	Average wage	Percentiles			Annual wage
				25th	50th	75th	
51-8021	Stationary Engineers and Boiler Operators	104	\$36.62	\$31.28	\$39.40	\$40.95	\$76,170
43-9111	Statistical Assistants	12	\$27.02	\$24.47	\$25.20	\$28.69	\$56,210
15-2041	Statisticians	356	\$42.45	\$33.03	\$40.82	\$50.51	\$88,300
53-7065	Stockers and Order Fillers	29,885	\$18.61	\$16.78	\$17.93	\$19.51	\$38,710
47-2022	Stonemasons	142	\$28.09	\$20.23	\$23.12	\$37.65	\$58,420
47-2221	Structural Iron and Steel Workers	570	\$37.93	\$30.76	\$42.72	\$43.74	\$78,890
51-2041	Structural Metal Fabricators and Fitters	934	\$26.62	\$22.68	\$24.92	\$30.53	\$55,370
21-1018	Substance abuse, behavioral disorder, and mental health counselors	4,236	\$30.07	\$22.27	\$27.79	\$36.73	\$62,540
25-3031	Substitute Teachers, Short-Term	2,538	\$25.41	\$21.60	\$24.34	\$27.75	\$52,840
29-1249	Surgeons, All Other	221	-	-	-	-	-
29-9093	Surgical Assistants	436	\$29.75	\$23.47	\$29.35	\$29.93	\$61,890
29-2055	Surgical Technologists	701	\$32.34	\$29.79	\$31.66	\$36.84	\$67,280
19-3022	Survey Researchers	98	\$37.64	\$21.67	\$35.64	\$50.73	\$78,290
17-3031	Surveying and Mapping Technicians	384	\$29.39	\$23.02	\$29.59	\$32.86	\$61,130
17-1022	Surveyors	511	\$36.30	\$29.80	\$36.55	\$45.69	\$75,490
43-2011	Switchboard Operators, Including Answering Service	203	\$21.39	\$18.26	\$22.28	\$24.32	\$44,500
51-6052	Tailors, Dressmakers, and Custom Sewers	246	\$20.76	\$16.04	\$21.38	\$23.57	\$43,190
53-7121	Tank Car, Truck, and Ship Loaders	238	\$25.88	\$18.19	\$24.82	\$32.92	\$53,820
47-2082	Tapers	447	\$37.52	\$29.90	\$40.94	\$43.06	\$78,050
13-2081	Tax Examiners and Collectors, and Revenue Agents	135	\$38.06	\$29.43	\$34.11	\$48.22	\$79,150
13-2082	Tax Preparers	596	\$27.51	\$20.11	\$22.81	\$31.09	\$57,220
25-3099	Teachers and Instructors, All Other	1,149	-	-	-	-	\$77,840
25-9045	Teaching Assistants, Except Postsecondary	11,529	-	-	-	-	\$40,850
25-9044	Teaching Assistants, Postsecondary	235	-	-	-	-	\$48,940
27-3042	Technical Writers	466	\$42.29	\$30.77	\$42.82	\$50.48	\$87,970
49-2022	Telecommunications Equipment Installers and Repairers, Except Line Installers	976	\$33.44	\$28.83	\$35.43	\$36.92	\$69,560
49-9052	Telecommunications Line Installers and Repairers	463	\$29.19	\$23.59	\$27.25	\$34.00	\$60,720
41-9041	Telemarketers	478	\$19.08	\$15.00	\$18.60	\$22.90	\$39,690
43-3071	Tellers	2,415	\$19.66	\$18.19	\$18.62	\$20.70	\$40,900
51-6062	Textile Cutting Machine Setters, Operators, and Tenders	111	\$18.96	\$15.78	\$18.12	\$21.75	\$39,430
51-6099	Textile, Apparel, and Furnishings Workers, All Other	114	\$20.42	\$15.82	\$19.67	\$25.00	\$42,470
47-2044	Tile and Stone Setters	576	\$25.47	\$22.16	\$24.02	\$29.38	\$52,970
51-9197	Tire Builders	-	\$19.78	\$16.62	\$20.94	\$22.19	\$41,140
49-3093	Tire Repairers and Changers	1,105	\$19.18	\$17.01	\$18.44	\$21.58	\$39,900
23-2093	Title Examiners, Abstractors, and Searchers	403	\$34.60	\$24.16	\$32.46	\$41.28	\$71,970
51-4111	Tool and Die Makers	225	\$34.87	\$29.68	\$36.86	\$39.85	\$72,540
51-4194	Tool Grinders, Filers, and Sharpeners	150	\$27.89	\$24.00	\$27.71	\$29.94	\$58,000
39-7010	Tour and travel guides	267	\$19.43	\$14.84	\$16.45	\$22.72	\$40,420
53-6041	Traffic Technicians	64	\$34.72	\$29.66	\$29.89	\$38.37	\$72,220
11-3131	Training and Development Managers	241	\$61.85	\$44.65	\$59.47	\$75.29	\$128,660
13-1151	Training and Development Specialists	2,835	\$34.46	\$23.08	\$31.11	\$40.82	\$71,670
53-6051	Transportation Inspectors	102	\$46.59	\$33.59	\$42.66	\$58.25	\$96,910
53-6099	Transportation Workers, All Other	46	\$25.98	\$21.57	\$24.92	\$25.19	\$54,030
11-3071	Transportation, Storage, and Distribution Managers	1,522	\$47.77	\$32.14	\$43.25	\$55.22	\$99,360

SOC code	Vancouver (WA) and Portland-Hillsboro (OR) MSA occupational title	Estimated employment	Average wage	Percentiles			Annual wage
				25th	50th	75th	
53-1047	Transportation/ Material-Moving Supervisors/No Aircraft Cargo Handling Supervisors	4,461	\$29.18	\$22.33	\$26.68	\$33.76	\$60,700
41-3041	Travel Agents	336	\$22.48	\$17.75	\$22.42	\$23.98	\$46,750
37-3013	Tree Trimmers and Pruners	576	\$26.17	\$21.25	\$23.77	\$29.75	\$54,430
25-3041	Tutors	543	\$26.65	\$17.53	\$20.71	\$30.73	\$55,430
27-2023	Umpires, Referees, and Other Sports Officials	125	-	-	-	-	\$34,170
51-6093	Upholsterers	310	\$20.60	\$15.90	\$18.44	\$23.71	\$42,840
19-3051	Urban and Regional Planners	558	\$46.31	\$39.16	\$45.07	\$53.03	\$96,320
39-3031	Ushers, Lobby Attendants, and Ticket Takers	449	\$16.22	\$14.49	\$16.25	\$16.42	\$33,730
29-1131	Veterinarians	923	\$56.04	\$39.89	\$49.63	\$64.06	\$116,560
31-9096	Veterinary Assistants and Laboratory Animal Caretakers	1,537	\$18.69	\$17.19	\$17.54	\$19.76	\$38,880
29-2056	Veterinary Technologists and Technicians	960	\$21.91	\$18.00	\$22.30	\$24.08	\$45,570
35-3031	Waiters and Waitresses	13,465	\$18.37	\$14.45	\$14.92	\$17.40	\$38,200
51-8031	Water and Wastewater Treatment Plant and System Operators	418	\$33.00	\$28.84	\$31.45	\$38.48	\$68,650
15-1255	Web and Digital Interface Designers	887	\$48.45	\$37.93	\$45.72	\$59.99	\$100,770
15-1254	Web Developers	964	\$35.29	\$27.50	\$27.62	\$40.92	\$73,410
43-5111	Weighers, Measurers, Checkers, and Samplers, Recordkeeping	347	\$20.67	\$18.47	\$20.09	\$21.62	\$43,000
51-4121	Welders, Cutters, Solderers, and Brazers	3,122	\$26.91	\$22.82	\$25.33	\$29.38	\$55,980
51-4122	Welding, Soldering, and Brazing Machine Setters, Operators, and Tenders	94	\$24.04	\$20.78	\$23.36	\$25.78	\$50,000
51-7099	Woodworkers, All Other	208	\$19.08	\$17.27	\$17.83	\$21.32	\$39,680
51-7042	Woodworking Machine Setters, Operators, and Tenders, Except Sawing	448	\$21.25	\$17.81	\$21.80	\$23.44	\$44,190
43-9022	Word Processors and Typists	26	\$22.99	\$18.94	\$23.86	\$24.57	\$47,820
27-3043	Writers and Authors	729	\$43.94	\$27.13	\$40.24	\$47.56	\$91,400
19-1023	Zoologists and Wildlife Biologists	376	\$37.33	\$27.39	\$35.99	\$44.28	\$77,650

Seattle-Tacoma-Bellevue, Washington MSA

2023 Occupational Employment and Wage Estimates

Includes King, Pierce and Snohomish counties



SOC code	Seattle-Tacoma-Bellevue, Washington MSA occupational title	Estimated employment	Average wage	Percentiles			Annual wage
				25th	50th	75th	
13-2011	Accountants and Auditors	23,334	\$45.25	\$32.79	\$39.98	\$50.96	\$94,120
15-2011	Actuaries	202	\$61.99	\$52.54	\$61.23	\$72.93	\$128,940
29-1291	Acupuncturists	353	\$31.81	\$30.61	\$30.61	\$30.61	\$66,160
11-3012	Administrative Services Managers	1,561	\$68.84	\$50.56	\$61.79	\$80.61	\$143,190
25-3011	Adult Basic, Adult Secondary Education, & English as a Second Language Instructors	747	\$31.74	\$29.21	\$30.95	\$36.91	\$66,020
11-2011	Advertising and Promotions Managers	217	\$72.58	\$54.04	\$63.39	\$83.92	\$150,960
41-3011	Advertising Sales Agents	3,624	\$44.65	\$24.40	\$35.60	\$61.03	\$92,880
17-3021	Aerospace Engineering and Operations Technologists and Technicians	280	\$43.42	\$34.61	\$50.03	\$50.34	\$90,310
17-2011	Aerospace Engineers	3,653	\$66.54	\$50.53	\$64.83	\$82.06	\$138,400
13-1011	Agents and Business Managers of Artists, Performers, and Athletes	104	\$59.95	\$34.40	\$50.18	\$78.89	\$124,700
45-2011	Agricultural Inspectors	66	\$26.70	\$21.83	\$25.84	\$29.70	\$55,540
45-2099	Agricultural Workers, All Other	-	\$32.15	\$29.36	\$29.36	\$43.47	\$66,870
53-2021	Air Traffic Controllers	463	\$71.31	\$63.02	\$74.43	\$82.98	\$148,320
53-1041	Aircraft Cargo Handling Supervisors	84	\$31.08	\$23.72	\$23.76	\$38.20	\$64,640
49-3011	Aircraft Mechanics and Service Technicians	4,061	\$36.30	\$24.78	\$40.99	\$41.73	\$75,510
53-6032	Aircraft Service Attendants	50	\$23.96	\$17.92	\$23.67	\$26.22	\$49,850
53-2022	Airfield Operations Specialists	97	\$38.61	\$29.88	\$38.49	\$39.78	\$80,300
53-2011	Airline Pilots, Copilots, and Flight Engineers	3,828	-	-	-	-	-
39-3091	Amusement and Recreation Attendants	3,066	\$17.42	\$15.97	\$17.64	\$18.23	\$36,230
29-1211	Anesthesiologists	960	-	-	-	-	-
39-2021	Animal Caretakers	4,247	\$19.79	\$17.19	\$17.61	\$19.17	\$41,150
33-9011	Animal Control Workers	86	\$32.98	\$30.70	\$33.38	\$35.90	\$68,590
39-2011	Animal Trainers	176	\$22.47	\$17.78	\$23.95	\$25.77	\$46,730
19-3091	Anthropologists and Archeologists	138	\$33.33	\$24.35	\$36.19	\$38.91	\$69,330
25-1061	Anthropology and Archeology Teachers, Postsecondary	79	-	-	-	-	\$82,610
17-1011	Architects, Except Landscape and Naval	3,463	\$42.60	\$31.44	\$39.29	\$48.74	\$88,610
17-3011	Architectural and Civil Drafters	1,637	\$32.96	\$27.17	\$29.94	\$37.90	\$68,550
11-9041	Architectural and Engineering Managers	4,177	\$83.93	\$69.63	\$80.30	\$96.63	\$174,580
25-4011	Archivists	199	\$36.04	\$29.43	\$35.90	\$39.76	\$74,970
25-1062	Area, Ethnic, and Cultural Studies Teachers, Postsecondary	87	-	-	-	-	\$85,660
27-1011	Art Directors	873	\$62.68	\$38.41	\$53.88	\$72.04	\$130,380
25-1121	Art, Drama, and Music Teachers, Postsecondary	682	-	-	-	-	\$73,680
27-1019	Artists and Related Workers, All Other	26	\$42.42	\$24.92	\$42.12	\$54.76	\$88,230
29-9091	Athletic Trainers	259	-	-	-	-	\$56,860
19-2021	Atmospheric and Space Scientists	338	\$43.00	\$30.11	\$47.00	\$47.00	\$89,430
25-1051	Atmospheric, Earth, Marine, and Space Sciences Teachers, Postsecondary	116	-	-	-	-	\$113,710
27-4011	Audio and Video Technicians	761	\$36.83	\$27.76	\$33.62	\$42.03	\$76,610
29-1181	Audiologists	198	\$49.23	\$48.04	\$49.45	\$51.58	\$102,390
49-2097	Audiovisual Equipment Installers and Repairers	320	\$25.30	\$19.54	\$24.22	\$30.46	\$52,630

SOC code	Seattle-Tacoma-Bellevue, Washington MSA occupational title	Estimated employment	Average wage	Percentiles			Annual wage
				25th	50th	75th	
53-6031	Automotive and Watercraft Service Attendants	1,628	\$18.66	\$17.37	\$17.67	\$19.01	\$38,810
49-3021	Automotive Body and Related Repairers	1,347	\$27.01	\$23.33	\$23.43	\$29.19	\$56,190
49-3022	Automotive Glass Installers and Repairers	261	\$28.21	\$21.66	\$29.63	\$39.38	\$58,670
49-3023	Automotive Service Technicians and Mechanics	5,958	\$28.69	\$21.75	\$28.96	\$36.20	\$59,670
39-6011	Baggage Porters and Bellhops	239	\$18.47	\$17.39	\$17.42	\$19.69	\$38,410
51-3011	Bakers	2,840	\$19.55	\$17.31	\$18.72	\$21.48	\$40,660
35-3011	Bartenders	7,770	\$25.09	\$16.88	\$20.47	\$37.36	\$52,190
49-3091	Bicycle Repairers	424	\$20.40	\$18.25	\$19.95	\$21.80	\$42,440
43-3011	Bill and Account Collectors	1,646	\$23.42	\$17.33	\$21.83	\$27.54	\$48,720
43-3021	Billing and Posting Clerks	7,519	\$24.74	\$21.36	\$24.07	\$28.12	\$51,460
19-1021	Biochemists and Biophysicists	343	\$44.92	\$29.59	\$41.80	\$52.07	\$93,430
17-2031	Bioengineers and Biomedical Engineers	795	\$56.48	\$39.17	\$55.35	\$79.45	\$117,480
25-1042	Biological Science Teachers, Postsecondary	501	-	-	-	-	\$100,330
19-1029	Biological Scientists, All Other	781	\$46.52	\$29.88	\$42.12	\$51.55	\$96,760
19-4021	Biological Technicians	2,115	\$26.55	\$22.81	\$24.22	\$30.05	\$55,230
47-2011	Boilermakers	112	\$43.51	\$41.04	\$41.05	\$51.95	\$90,500
43-3031	Bookkeeping, Accounting, and Auditing Clerks	20,214	\$26.09	\$22.44	\$24.64	\$29.26	\$54,270
47-2021	Brickmasons and Blockmasons	568	\$39.91	\$30.92	\$42.94	\$47.94	\$83,010
27-3011	Broadcast Announcers and Radio Disc Jockeys	321	\$34.68	\$21.48	\$29.14	\$43.08	\$72,140
27-4012	Broadcast Technicians	-	\$25.89	\$17.03	\$17.03	\$29.02	\$53,860
43-4011	Brokerage Clerks	259	\$30.37	\$24.57	\$28.44	\$33.23	\$63,170
13-2031	Budget Analysts	626	\$43.06	\$32.00	\$39.87	\$50.43	\$89,570
49-3031	Bus and Truck Mechanics and Diesel Engine Specialists	3,653	\$33.85	\$28.08	\$33.13	\$38.94	\$70,400
53-3051	Bus Drivers, School	3,945	\$28.08	\$26.57	\$28.50	\$30.67	\$58,400
53-3052	Bus Drivers, Transit and Intercity	4,311	\$33.13	\$29.66	\$37.85	\$37.85	\$68,910
13-1199	Business Operations Specialists, All Other	37,028	\$43.06	\$32.01	\$38.84	\$49.14	\$89,560
25-1011	Business Teachers, Postsecondary	710	-	-	-	-	\$107,530
51-3021	Butchers and Meat Cutters	1,449	\$23.31	\$19.14	\$24.24	\$25.60	\$48,490
13-1020	Buyers and Purchasing Agents	10,567	\$40.72	\$30.21	\$37.79	\$48.79	\$84,690
51-7011	Cabinetmakers and Bench Carpenters	990	\$23.13	\$19.51	\$22.30	\$25.27	\$48,120
27-4031	Camera Operators, Television, Video, and Film	256	\$48.71	\$30.63	\$42.46	\$65.25	\$101,310
53-5021	Captains, Mates, and Pilots of Water Vessels	746	\$49.63	\$37.70	\$50.92	\$62.72	\$103,230
29-1212	Cardiologists	112	\$188.58	\$36.73	-	-	\$392,240
29-2031	Cardiovascular Technologists and Technicians	660	\$43.69	\$28.43	\$47.06	\$55.53	\$90,870
25-2023	Career/Technical Education Teachers, Middle School	254	-	-	-	-	\$95,590
25-1194	Career/Technical Education Teachers, Postsecondary	2,172	\$34.43	\$24.44	\$30.68	\$38.38	\$71,610
25-2032	Career/Technical Education Teachers, Secondary School	1,327	-	-	-	-	\$92,700
43-5011	Cargo and Freight Agents	1,538	\$27.16	\$23.72	\$24.64	\$31.03	\$56,480
47-2031	Carpenters	14,668	\$35.16	\$28.20	\$31.50	\$41.05	\$73,130
17-1021	Cartographers and Photogrammetrists	282	\$47.26	\$40.13	\$47.87	\$51.88	\$98,310
41-2011	Cashiers	29,986	\$17.95	\$16.15	\$17.30	\$18.58	\$37,340
47-2051	Cement Masons and Concrete Finishers	2,970	\$35.80	\$25.62	\$30.58	\$44.25	\$74,460
35-1011	Chefs and Head Cooks	2,399	\$34.13	\$29.35	\$34.15	\$38.05	\$71,000
17-2041	Chemical Engineers	-	\$56.32	\$46.40	\$58.63	\$63.07	\$117,150
51-9011	Chemical Equipment Operators and Tenders	440	\$28.01	\$22.86	\$28.64	\$30.59	\$58,250

SOC code	Seattle-Tacoma-Bellevue, Washington MSA occupational title	Estimated employment	Average wage	Percentiles			Annual wage
				25th	50th	75th	
19-4031	Chemical Technicians	356	\$26.29	\$20.81	\$24.83	\$30.30	\$54,690
25-1052	Chemistry Teachers, Postsecondary	204	-	-	-	-	\$89,550
19-2031	Chemists	611	\$43.88	\$29.14	\$40.53	\$54.76	\$91,260
11-1011	Chief Executives	2,113	\$162.76	\$101.44	-	-	\$338,540
21-1021	Child, Family, and School Social Workers	4,879	\$30.93	\$23.50	\$29.71	\$35.81	\$64,330
39-9011	Childcare Workers	1,834	\$18.94	\$16.95	\$18.61	\$19.72	\$39,390
29-1011	Chiropractors	611	\$43.56	\$29.02	\$47.12	\$50.32	\$90,610
27-2032	Choreographers	-	\$36.97	\$32.41	\$38.92	\$38.92	\$76,910
17-3022	Civil Engineering Technologists and Technicians	727	\$40.20	\$37.36	\$40.06	\$46.05	\$83,620
17-2051	Civil Engineers	9,084	\$49.04	\$37.64	\$47.18	\$59.70	\$102,010
13-1031	Claims Adjusters, Examiners, and Investigators	3,516	\$40.00	\$31.39	\$37.89	\$47.26	\$83,190
53-7061	Cleaners of Vehicles and Equipment	3,836	\$18.63	\$16.65	\$17.69	\$20.06	\$38,760
51-9192	Cleaning, Washing, and Metal Pickling Equipment Operators and Tenders	20	\$20.26	\$19.00	\$19.02	\$22.46	\$42,150
21-2011	Clergy	544	\$38.15	\$30.76	\$36.75	\$42.80	\$79,340
19-3033	Clinical and Counseling Psychologists	569	\$52.96	\$39.05	\$51.81	\$60.69	\$110,160
29-2010	Clinical Laboratory Technologists and Technicians	4,689	\$32.28	\$22.75	\$29.99	\$39.65	\$67,130
27-2022	Coaches and Scouts	4,516	-	-	-	-	\$55,280
51-9124	Coating, Painting, and Spraying Machine Setters, Operators, and Tenders	2,407	\$29.56	\$21.15	\$24.86	\$36.75	\$61,480
49-9091	Coin, Vending, and Amusement Machine Servicers and Repairers	217	\$26.83	\$23.07	\$23.75	\$33.81	\$55,810
27-1021	Commercial and Industrial Designers	277	\$50.03	\$39.62	\$50.98	\$55.90	\$104,050
49-9092	Commercial Divers	187	\$81.85	\$57.03	\$93.66	\$103.44	\$170,240
53-2012	Commercial Pilots	677	-	-	-	-	\$118,240
25-1122	Communications Teachers, Postsecondary	275	-	-	-	-	\$78,970
21-1099	Community and Social Service Specialists, All Other	1,600	\$31.09	\$21.79	\$31.67	\$37.35	\$64,670
21-1094	Community Health Workers	1,182	\$25.41	\$18.99	\$23.70	\$29.67	\$52,860
11-3111	Compensation and Benefits Managers	196	\$81.04	\$59.68	\$79.90	\$104.31	\$168,550
13-1141	Compensation, Benefits, and Job Analysis Specialists	1,813	\$51.03	\$35.30	\$45.43	\$60.81	\$106,140
13-1041	Compliance Officers	5,350	\$41.68	\$30.98	\$39.17	\$48.96	\$86,690
15-1221	Computer and Information Research Scientists	906	\$95.49	\$65.18	\$94.44	-	\$198,610
11-3021	Computer and Information Systems Managers	12,312	\$96.37	\$77.84	\$87.17	\$105.28	\$200,450
17-2061	Computer Hardware Engineers	576	\$59.65	\$47.07	\$60.42	\$65.92	\$124,070
15-1241	Computer Network Architects	3,098	\$74.69	\$57.90	\$76.61	\$86.79	\$155,360
15-1231	Computer Network Support Specialists	3,194	\$42.80	\$35.65	\$39.91	\$45.14	\$89,030
51-9161	Computer Numerically Controlled Tool Operators	1,119	\$37.58	\$25.23	\$40.76	\$45.66	\$78,170
51-9162	Computer Numerically Controlled Tool Programmers	532	\$45.30	\$35.49	\$40.96	\$53.38	\$94,230
15-1299	Computer Occupations, All Other	10,363	\$55.13	\$34.77	\$51.99	\$69.51	\$114,670
15-1251	Computer Programmers	2,017	\$64.30	\$50.46	\$66.90	\$75.28	\$133,750
25-1021	Computer Science Teachers, Postsecondary	527	-	-	-	-	\$96,700
15-1211	Computer Systems Analysts	13,348	\$62.53	\$48.45	\$60.12	\$68.55	\$130,070
15-1232	Computer User Support Specialists	14,103	\$36.00	\$28.76	\$32.65	\$40.31	\$74,870
49-2011	Computer, Automated Teller, and Office Machine Repairers	1,071	\$23.37	\$18.85	\$22.88	\$26.13	\$48,620
39-6012	Concierges	788	\$19.84	\$17.92	\$19.44	\$22.06	\$41,270
19-1031	Conservation Scientists	259	\$42.97	\$35.03	\$39.87	\$46.92	\$89,390
47-4011	Construction and Building Inspectors	1,685	\$40.97	\$32.24	\$41.47	\$49.74	\$85,210
47-2061	Construction Laborers	16,957	\$28.67	\$22.17	\$24.51	\$36.05	\$59,630

SOC code	Seattle-Tacoma-Bellevue, Washington MSA occupational title	Estimated employment	Average wage	Percentiles			Annual wage
				25th	50th	75th	
11-9021	Construction Managers	5,852	\$61.37	\$48.91	\$61.02	\$75.08	\$127,650
49-9012	Control and Valve Installers and Repairers, Except Mechanical Door	223	\$46.65	\$37.70	\$45.62	\$52.97	\$97,040
53-7011	Conveyor Operators and Tenders	350	\$22.36	\$19.54	\$23.08	\$23.94	\$46,510
35-2019	Cooks, All Other	30	\$25.15	\$22.14	\$22.14	\$30.95	\$52,320
35-2011	Cooks, Fast Food	3,684	\$17.90	\$16.78	\$18.10	\$18.29	\$37,240
35-2012	Cooks, Institution and Cafeteria	5,011	\$21.78	\$18.57	\$21.46	\$23.61	\$45,300
35-2014	Cooks, Restaurant	18,246	\$21.69	\$18.49	\$21.51	\$23.77	\$45,120
35-2015	Cooks, Short Order	1,808	\$19.50	\$18.32	\$19.28	\$20.00	\$40,560
13-1051	Cost Estimators	4,238	\$45.03	\$30.80	\$40.20	\$51.95	\$93,660
39-3092	Costume Attendants	26	\$28.11	\$24.83	\$28.77	\$29.83	\$58,460
21-1019	Counselors, All Other	108	\$32.94	\$24.19	\$32.07	\$38.15	\$68,520
41-2021	Counter and Rental Clerks	8,990	\$21.34	\$17.61	\$19.39	\$23.18	\$44,400
43-5021	Couriers and Messengers	604	\$20.40	\$17.60	\$19.18	\$22.17	\$42,420
43-4031	Court, Municipal, and License Clerks	1,130	\$30.95	\$29.35	\$30.34	\$32.48	\$64,380
53-7021	Crane and Tower Operators	707	\$41.71	\$32.27	\$41.55	\$52.18	\$86,750
13-2041	Credit Analysts	973	\$46.20	\$31.89	\$39.68	\$50.12	\$96,100
43-4041	Credit Authorizers, Checkers, and Clerks	-	\$24.25	\$23.07	\$23.07	\$25.48	\$50,440
13-2071	Credit Counselors	181	\$27.97	\$26.11	\$27.81	\$30.63	\$58,170
39-4012	Crematory Operators	69	\$22.48	\$18.33	\$22.09	\$22.25	\$46,750
25-1111	Criminal Justice and Law Enforcement Teachers, Postsecondary	64	-	-	-	-	\$66,830
33-9091	Crossing Guards and Flaggers	1,650	\$29.29	\$17.85	\$23.67	\$33.21	\$60,920
51-9021	Crushing, Grinding, and Polishing Machine Setters, Operators, and Tenders	205	\$26.69	\$21.38	\$24.29	\$34.02	\$55,520
25-4012	Curators	132	\$38.39	\$28.36	\$33.37	\$42.50	\$79,850
43-4051	Customer Service Representatives	32,836	\$24.71	\$18.47	\$22.48	\$28.60	\$51,400
51-9032	Cutting and Slicing Machine Setters, Operators, and Tenders	528	\$24.04	\$19.29	\$22.66	\$28.14	\$49,990
51-4031	Cutting, Punching, & Press Machine Setters, Operators, & Tenders, Metal & Plastic	1,277	\$25.68	\$21.46	\$23.14	\$28.75	\$53,410
27-2031	Dancers	85	-	-	-	-	-
43-9021	Data Entry Keyers	1,581	\$21.28	\$18.15	\$21.00	\$23.09	\$44,260
15-2051	Data Scientists	3,614	\$68.66	\$47.72	\$67.58	\$83.96	\$142,810
15-1242	Database Administrators	1,184	\$56.48	\$38.74	\$57.62	\$71.89	\$117,480
15-1243	Database Architects	2,740	\$79.01	\$64.38	\$84.50	\$94.42	\$164,350
41-9011	Demonstrators and Product Promoters	866	\$19.76	\$17.40	\$18.50	\$20.98	\$41,110
31-9091	Dental Assistants	6,046	\$25.64	\$23.67	\$24.64	\$28.04	\$53,330
29-1292	Dental Hygienists	4,393	\$56.42	\$51.25	\$59.46	\$60.22	\$117,350
51-9081	Dental Laboratory Technicians	528	\$26.39	\$21.81	\$23.22	\$29.45	\$54,900
29-1021	Dentists, General	1,452	\$84.44	\$54.80	\$79.79	\$99.99	\$175,630
29-1213	Dermatologists	196	\$176.01	-	-	-	\$366,090
27-1029	Designers, All Other	415	\$38.75	\$24.84	\$35.11	\$50.90	\$80,610
43-9031	Desktop Publishers	-	\$27.10	\$20.94	\$30.14	\$30.44	\$56,370
29-2032	Diagnostic Medical Sonographers	660	\$53.64	\$49.80	\$51.92	\$61.18	\$111,570
29-2051	Dietetic Technicians	103	\$22.92	\$18.55	\$20.61	\$26.17	\$47,680
29-1031	Dietitians and Nutritionists	913	\$36.89	\$31.11	\$37.69	\$40.25	\$76,720
35-9011	Dining Room and Cafeteria Attendants and Bartender Helpers	3,797	\$18.20	\$16.14	\$16.92	\$17.73	\$37,860
21-2021	Directors, Religious Activities and Education	334	\$29.47	\$26.08	\$26.08	\$30.67	\$61,290

SOC code	Seattle-Tacoma-Bellevue, Washington MSA occupational title	Estimated employment	Average wage	Percentiles			Annual wage
				25th	50th	75th	
35-9021	Dishwashers	6,151	\$18.97	\$16.83	\$17.55	\$20.60	\$39,460
43-5032	Dispatchers, Except Police, Fire, and Ambulance	2,932	\$28.17	\$20.74	\$27.12	\$32.80	\$58,600
41-9091	Door-to-Door Sales Workers, News and Street Vendors, and Related Workers	-	\$18.74	\$18.85	\$19.42	\$19.42	\$38,980
17-3019	Drafters, All Other	295	\$35.24	\$23.61	\$35.45	\$46.59	\$73,300
51-4032	Drilling & Boring Machine Tool Setters, Operators, and Tenders, Metal and Plastic	15	\$28.56	\$19.82	\$21.20	\$41.64	\$59,390
53-3031	Driver/Sales Workers	5,593	\$22.34	\$15.61	\$17.71	\$27.39	\$46,460
47-2081	Drywall and Ceiling Tile Installers	2,857	\$38.55	\$30.32	\$37.83	\$47.81	\$80,180
47-5023	Earth Drillers, Except Oil and Gas	205	\$36.73	\$27.45	\$30.81	\$51.12	\$76,400
25-1063	Economics Teachers, Postsecondary	118	-	-	-	-	\$105,990
19-3011	Economists	217	\$53.31	\$39.92	\$49.50	\$60.55	\$110,880
27-3041	Editors	2,263	\$46.20	\$32.00	\$37.24	\$48.95	\$96,090
11-9039	Education Administrators, All Other	901	\$52.14	\$28.93	\$53.21	\$63.65	\$108,450
11-9032	Education Administrators, Kindergarten through Secondary	3,214	-	-	-	-	\$146,640
11-9033	Education Administrators, Postsecondary	1,050	\$58.00	\$40.53	\$49.59	\$62.14	\$120,640
11-9031	Education and Childcare Administrators, Preschool and Daycare	823	\$29.75	\$22.84	\$27.97	\$34.64	\$61,890
25-1081	Education Teachers, Postsecondary	685	-	-	-	-	\$75,710
25-9099	Educational Instruction and Library Workers, All Other	1,119	\$27.30	\$22.31	\$24.37	\$32.30	\$56,790
21-1012	Educational, Guidance, and Career Counselors and Advisors	2,921	\$39.09	\$29.61	\$38.05	\$48.17	\$81,300
49-2092	Electric Motor, Power Tool, and Related Repairers	199	\$28.48	\$23.93	\$28.37	\$31.23	\$59,240
17-3023	Electrical and Electronic Engineering Technologists and Technicians	1,826	\$37.66	\$30.65	\$37.37	\$39.51	\$78,330
17-3012	Electrical and Electronics Drafters	-	\$39.54	\$30.96	\$39.82	\$42.21	\$82,230
49-2094	Electrical and Electronics Repairers, Commercial and Industrial Equipment	651	\$42.20	\$35.20	\$40.53	\$48.33	\$87,770
49-2095	Electrical and Electronics Repairers, Powerhouse, Substation, and Relay	198	\$56.04	\$52.50	\$52.50	\$62.08	\$116,560
17-2071	Electrical Engineers	5,195	\$60.98	\$48.61	\$61.08	\$70.56	\$126,830
49-9051	Electrical Power-Line Installers and Repairers	1,066	\$52.57	\$47.00	\$54.19	\$61.55	\$109,350
51-2028	Electrical/Electronic/Electromechanical Assemblers Only	5,331	\$25.41	\$19.40	\$22.46	\$28.49	\$52,860
47-2111	Electricians	10,061	\$44.45	\$31.56	\$41.24	\$55.76	\$92,450
17-3024	Electro-Mechanical and Mechatronics Technologists and Technicians	305	\$35.74	\$26.71	\$30.59	\$49.30	\$74,350
49-2096	Electronic Equipment Installers and Repairers, Motor Vehicles	84	\$27.85	\$22.48	\$23.60	\$28.52	\$57,930
17-2072	Electronics Engineers, Except Computer	1,674	\$62.18	\$49.09	\$62.53	\$77.19	\$129,330
25-2021	Elementary School Teachers, Except Special Education	16,131	-	-	-	-	\$89,280
47-4021	Elevator and Escalator Installers and Repairers	905	\$54.19	\$38.43	\$60.75	\$64.11	\$112,710
43-4061	Eligibility Interviewers, Government Programs	1,576	\$27.94	\$24.16	\$28.69	\$30.97	\$58,110
39-4011	Embalmers	17	\$26.93	\$23.18	\$23.41	\$28.67	\$56,010
11-9161	Emergency Management Directors	74	\$59.70	\$49.59	\$57.20	\$67.17	\$124,180
29-2042	Emergency Medical Technicians	1,054	\$21.21	\$18.71	\$20.79	\$22.03	\$44,120
29-1214	Emergency Medicine Physicians	439	\$160.70	-	-	-	\$334,250
51-2031	Engine and Other Machine Assemblers	493	\$27.83	\$24.86	\$24.86	\$30.53	\$57,890
25-1032	Engineering Teachers, Postsecondary	464	-	-	-	-	\$125,780
17-3029	Engineering Technologists and Technicians, Except Drafters, All Other	551	\$38.45	\$28.84	\$37.66	\$47.73	\$79,980
17-2199	Engineers, All Other	1,529	\$51.83	\$35.84	\$49.94	\$63.67	\$107,810
25-1123	English Language and Literature Teachers, Postsecondary	533	-	-	-	-	\$71,040
27-2099	Entertainers and Performers, Sports and Related Workers, All Other	17	\$31.27	\$28.04	\$28.66	\$37.85	-

SOC code	Seattle-Tacoma-Bellevue, Washington MSA occupational title	Estimated employment	Average wage	Percentiles			Annual wage
				25th	50th	75th	
11-9072	Entertainment and Recreation Managers, Except Gambling	268	\$59.13	\$32.51	\$43.27	\$63.74	\$122,990
39-1014	Entertainment and Recreation Workers Supervisors, Except Gambling Services	834	\$30.08	\$20.45	\$28.25	\$38.81	\$62,560
17-2081	Environmental Engineers	1,010	\$52.91	\$39.63	\$48.19	\$61.01	\$110,050
19-4042	Environmental Science and Protection Technicians, Including Health	173	\$28.50	\$21.91	\$26.39	\$35.51	\$59,290
25-1053	Environmental Science Teachers, Postsecondary	91	-	-	-	-	\$115,980
19-2041	Environmental Scientists and Specialists, Including Health	2,003	\$47.36	\$36.36	\$43.73	\$54.76	\$98,510
19-1041	Epidemiologists	652	\$58.33	\$38.55	\$47.75	\$67.23	\$121,330
51-9194	Etchers and Engravers	56	\$24.54	\$18.22	\$20.65	\$27.20	\$51,040
47-5022	Excavating and Loading Machine and Dragline Operators, Surface Mining	386	\$34.11	\$26.50	\$28.76	\$36.92	\$70,950
43-6011	Executive Secretaries and Executive Administrative Assistants	6,092	\$37.07	\$30.68	\$36.36	\$40.52	\$77,110
29-1128	Exercise Physiologists	48	\$28.28	\$24.14	\$28.49	\$31.48	\$58,820
39-9031	Exercise Trainers and Group Fitness Instructors	5,214	\$26.11	\$18.56	\$24.05	\$28.94	\$54,310
51-4021	Extruding and Drawing Machine Setters, Operators, and Tenders, Metal and Plastic	386	\$22.67	\$19.00	\$22.02	\$24.04	\$47,150
51-9041	Extruding/Forming Machine Setters/Operators/Tenders, Synthetic/Glass	169	\$23.73	\$18.80	\$22.94	\$29.48	\$49,350
11-3013	Facilities Managers	1,363	\$62.73	\$50.18	\$61.86	\$74.04	\$130,470
25-1192	Family and Consumer Sciences Teachers, Postsecondary	31	-	-	-	-	\$68,460
29-1215	Family Medicine Physicians	822	\$107.55	\$84.55	-	-	\$223,710
49-3041	Farm Equipment Mechanics and Service Technicians	-	\$30.56	\$25.49	\$29.30	\$35.28	\$63,560
45-2092	Farmworkers and Laborers, Crop, Nursery, and Greenhouse	825	\$19.22	\$17.44	\$18.47	\$19.87	\$39,980
45-2093	Farmworkers, Farm, Ranch, and Aquacultural Animals	482	\$18.50	\$15.96	\$16.29	\$20.00	\$38,470
27-1022	Fashion Designers	213	\$46.70	\$39.22	\$43.44	\$52.67	\$97,140
35-3023	Fast Food and Counter Workers	54,876	\$17.49	\$16.36	\$17.10	\$17.57	\$36,370
47-4031	Fence Erectors	339	\$23.64	\$20.62	\$21.30	\$27.24	\$49,180
51-2051	Fiberglass Laminators and Fabricators	958	\$25.65	\$20.44	\$25.19	\$27.30	\$53,360
43-4071	File Clerks	639	\$22.39	\$18.57	\$22.24	\$24.22	\$46,560
27-4032	Film and Video Editors	344	\$40.94	\$31.54	\$31.54	\$47.05	\$85,140
13-2051	Financial and Investment Analysts	4,290	\$50.74	\$39.47	\$48.35	\$60.15	\$105,550
43-3099	Financial Clerks, All Other	518	\$24.79	\$22.20	\$24.42	\$26.48	\$51,550
13-2061	Financial Examiners	182	\$53.17	\$36.72	\$48.20	\$65.07	\$110,590
11-3031	Financial Managers	8,106	\$87.94	\$63.19	\$79.68	\$102.09	\$182,920
13-2054	Financial Risk Specialists	425	\$51.34	\$40.59	\$48.13	\$58.34	\$106,780
13-2099	Financial Specialists, All Other	-	\$42.32	\$29.36	\$39.31	\$48.03	\$88,030
27-1013	Fine Artists, Including Painters, Sculptors, and Illustrators	520	\$40.05	\$30.01	\$41.08	\$44.50	\$83,300
33-2021	Fire Inspectors and Investigators	142	\$51.07	\$45.33	\$52.21	\$60.09	\$106,220
33-2011	Firefighters	3,773	\$40.52	\$37.76	\$41.11	\$48.02	\$84,270
47-1011	First-Line Supervisors of Construction Trades and Extraction Workers	11,706	\$50.29	\$38.50	\$49.72	\$59.62	\$104,590
45-1011	First-Line Supervisors of Farming, Fishing, and Forestry Workers	173	\$28.24	\$21.23	\$23.95	\$33.94	\$58,730
33-1021	First-Line Supervisors of Firefighting and Prevention Workers	1,626	\$56.54	\$51.36	\$58.48	\$62.26	\$117,600
35-1012	First-Line Supervisors of Food Preparation and Serving Workers	19,272	\$24.19	\$18.63	\$21.93	\$27.95	\$50,320
39-1013	First-Line Supervisors of Gambling Services Workers	409	\$31.65	\$28.29	\$32.23	\$33.41	\$65,820
37-1011	First-Line Supervisors of Housekeeping and Janitorial Workers	1,616	\$27.76	\$20.80	\$28.64	\$32.19	\$57,740
37-1012	First-Line Supervisors of Landscaping, Lawn Service, and Groundskeeping Workers	1,181	\$34.11	\$24.87	\$30.14	\$41.07	\$70,940
49-1011	First-Line Supervisors of Mechanics, Installers, and Repairers	7,243	\$42.69	\$31.69	\$40.53	\$50.14	\$88,790

SOC code	Seattle-Tacoma-Bellevue, Washington MSA occupational title	Estimated employment	Average wage	Percentiles			Annual wage
				25th	50th	75th	
41-1012	First-Line Supervisors of Non-Retail Sales Workers	4,457	\$55.45	\$33.74	\$44.21	\$63.56	\$115,340
43-1011	First-Line Supervisors of Office and Administrative Support Workers	17,987	\$37.50	\$29.29	\$34.95	\$42.82	\$78,000
39-1022	First-Line Supervisors of Personal Service Workers	1,225	\$30.32	\$24.32	\$30.00	\$35.86	\$63,060
33-1012	First-Line Supervisors of Police and Detectives	1,242	\$65.81	\$59.07	\$64.53	\$73.04	\$136,880
51-1011	First-Line Supervisors of Production and Operating Workers	6,932	\$36.67	\$28.32	\$36.07	\$44.12	\$76,280
33-1099	First-Line Supervisors of Protective Service Workers, All Other	486	\$40.69	\$31.97	\$39.35	\$47.36	\$84,630
41-1011	First-Line Supervisors of Retail Sales Workers	14,328	\$27.61	\$21.73	\$24.62	\$31.25	\$57,440
33-1091	First-Line Supervisors of Security Workers	851	\$28.75	\$22.90	\$27.41	\$33.30	\$59,800
33-3031	Fish and Game Wardens	17	\$41.29	\$39.23	\$42.97	\$44.00	\$85,870
47-2042	Floor Layers, Except Carpet, Wood, and Hard Tiles	714	\$29.86	\$22.22	\$24.29	\$30.68	\$62,110
27-1023	Floral Designers	378	\$19.38	\$17.73	\$18.30	\$21.15	\$40,300
51-3091	Food and Tobacco Roasting, Baking, and Drying Machine Operators and Tenders	380	\$19.94	\$18.11	\$18.27	\$21.47	\$41,470
51-3092	Food Batchmakers	2,594	\$19.62	\$17.21	\$18.52	\$21.80	\$40,810
51-3093	Food Cooking Machine Operators and Tenders	58	\$20.76	\$18.81	\$20.55	\$23.04	\$43,180
35-9099	Food Preparation and Serving Related Workers, All Other	-	\$17.38	\$14.49	\$14.49	\$17.28	\$36,150
35-2021	Food Preparation Workers	9,827	\$19.27	\$17.27	\$18.39	\$20.72	\$40,080
51-3099	Food Processing Workers, All Other	55	\$20.85	\$19.08	\$21.00	\$22.54	\$43,360
19-4013	Food Science Technicians	-	\$23.62	\$20.04	\$20.67	\$25.21	\$49,140
19-1012	Food Scientists and Technologists	-	\$44.15	\$37.31	\$38.26	\$48.89	\$91,840
35-3041	Food Servers, Nonrestaurant	3,989	\$20.08	\$16.76	\$17.69	\$18.48	\$41,770
11-9051	Food Service Managers	1,396	\$42.75	\$29.66	\$38.23	\$50.85	\$88,910
25-1124	Foreign Language and Literature Teachers, Postsecondary	192	-	-	-	-	\$76,700
19-4092	Forensic Science Technicians	197	\$38.75	\$34.95	\$37.10	\$45.41	\$80,600
19-4071	Forest and Conservation Technicians	179	\$22.84	\$19.07	\$22.97	\$24.73	\$47,510
19-1032	Foresters	87	\$43.35	\$30.19	\$43.77	\$47.51	\$90,180
51-4071	Foundry Mold and Coremakers	56	\$23.38	\$19.29	\$23.96	\$26.89	\$48,640
13-1131	Fundraisers	1,865	\$36.39	\$29.02	\$36.23	\$41.22	\$75,700
11-2033	Fundraising Managers	502	\$65.33	\$50.00	\$59.04	\$77.12	\$135,890
51-9051	Furnace, Kiln, Oven, Drier, and Kettle Operators and Tenders	246	\$23.90	\$18.93	\$23.02	\$27.77	\$49,710
51-7021	Furniture Finishers	198	\$20.72	\$17.53	\$18.71	\$22.79	\$43,090
39-3012	Gambling and Sports Book Writers and Runners	140	\$17.79	\$16.05	\$16.70	\$20.49	\$37,010
43-3041	Gambling Cage Workers	478	\$19.35	\$16.26	\$17.97	\$22.62	\$40,240
41-2012	Gambling Change Persons and Booth Cashiers	152	\$17.81	\$16.40	\$17.20	\$18.18	\$37,040
39-3011	Gambling Dealers	2,661	\$24.54	\$15.83	\$16.51	\$29.90	\$51,040
11-9071	Gambling Managers	48	\$52.91	\$42.69	\$46.82	\$62.67	\$110,050
39-3019	Gambling Service Workers, All Other	157	\$25.85	\$17.47	\$18.30	\$40.70	\$53,760
33-9031	Gambling Surveillance Officers and Gambling Investigators	311	\$21.28	\$18.48	\$18.63	\$23.91	\$44,270
51-8092	Gas Plant Operators	87	\$42.37	\$33.30	\$50.15	\$51.64	\$88,120
11-1021	General and Operations Managers	31,518	\$72.41	\$44.75	\$61.93	\$85.23	\$150,610
29-1216	General Internal Medicine Physicians	449	\$122.24	\$82.46	-	-	\$254,260
29-9092	Genetic Counselors	75	\$45.66	\$42.69	\$46.53	\$50.20	\$94,980
19-3092	Geographers	23	\$38.66	\$25.92	\$42.17	\$49.14	\$80,420
25-1064	Geography Teachers, Postsecondary	33	-	-	-	-	\$88,400
19-4043	Geological Technicians, Except Hydrologic Technicians	38	\$28.87	\$25.63	\$28.34	\$33.03	\$60,040

SOC code	Seattle-Tacoma-Bellevue, Washington MSA occupational title	Estimated employment	Average wage	Percentiles			Annual wage
				25th	50th	75th	
19-2042	Geoscientists, Except Hydrologists and Geographers	618	\$50.51	\$36.87	\$48.64	\$61.73	\$105,060
47-2121	Glaziers	1,335	\$39.07	\$28.46	\$38.24	\$49.44	\$81,260
27-1024	Graphic Designers	3,686	\$37.31	\$28.38	\$35.95	\$43.42	\$77,590
51-4033	Grind/Lap/Polish/Buf. Mach. Tool Setters, Oprs, & Tenders, Metal & Plastic	748	\$23.13	\$19.18	\$22.40	\$25.18	\$48,110
51-9022	Grinding and Polishing Workers, Hand	-	\$22.46	\$19.22	\$19.22	\$27.34	\$46,720
37-3019	Grounds Maintenance Workers, All Other	83	\$25.91	\$20.66	\$21.26	\$29.34	\$53,890
39-5012	Hairdressers, Hairstylists, and Cosmetologists	4,222	\$23.93	\$18.64	\$22.24	\$28.23	\$49,780
47-4041	Hazardous Materials Removal Workers	647	\$32.39	\$22.11	\$28.78	\$40.82	\$67,380
17-2111	Health and Safety Engineers, Except Mining Safety Engineers and Inspectors	328	\$47.92	\$37.38	\$46.40	\$58.49	\$99,660
21-1091	Health Education Specialists	667	\$33.19	\$28.30	\$30.23	\$35.26	\$69,040
29-9021	Health Information Technologists and Medical Registrars	605	\$31.11	\$22.50	\$25.19	\$35.55	\$64,720
25-1071	Health Specialties Teachers, Postsecondary	3,377	-	-	-	-	\$149,190
29-2099	Health Technologists and Technicians, All Other	1,944	\$29.84	\$21.27	\$27.02	\$36.16	\$62,060
29-1299	Healthcare Diagnosing or Treating Practitioners, All Other	832	\$66.03	\$39.82	\$54.76	\$82.10	\$137,340
29-9099	Healthcare Practitioners and Technical Workers, All Other	449	\$37.63	\$28.97	\$30.19	\$44.93	\$78,260
21-1022	Healthcare Social Workers	2,534	\$36.90	\$28.88	\$37.83	\$44.82	\$76,750
31-9099	Healthcare Support Workers, All Other	1,813	\$26.44	\$22.58	\$25.57	\$29.27	\$54,990
29-2092	Hearing Aid Specialists	147	\$31.20	\$26.25	\$32.09	\$35.32	\$64,900
51-4191	Heat Treating Equipment Setters, Operators, and Tenders, Metal and Plastic	38	\$32.54	\$25.49	\$26.66	\$40.59	\$67,680
49-9021	Heating, Air Conditioning, and Refrigeration Mechanics and Installers	3,799	\$33.85	\$24.02	\$30.89	\$38.42	\$70,410
53-3032	Heavy and Tractor-Trailer Truck Drivers	19,124	\$30.34	\$25.49	\$29.37	\$33.45	\$63,110
47-3019	Helpers, Construction Trades, All Other	68	\$21.76	\$18.12	\$22.86	\$24.71	\$45,260
47-3011	Helpers--Brickmasons, Blockmasons, Stonemasons, and Tile and Marble Setters	132	\$31.81	\$21.24	\$30.39	\$43.63	\$66,160
47-3012	Helpers--Carpenters	285	\$20.94	\$17.99	\$18.48	\$22.09	\$43,560
47-3013	Helpers--Electricians	-	\$21.86	\$21.75	\$21.75	\$21.75	\$45,470
49-9098	Helpers--Installation, Maintenance, and Repair Workers	846	\$22.83	\$17.98	\$21.32	\$29.74	\$47,490
47-3014	Helpers--Painters, Paperhangers, Plasterers, and Stucco Masons	-	\$19.43	\$17.78	\$18.56	\$21.99	\$40,420
47-3015	Helpers--Pipelayers, Plumbers, Pipefitters, and Steamfitters	325	\$20.77	\$17.47	\$17.47	\$25.00	\$43,200
51-9198	Helpers--Production Workers	1,132	\$20.99	\$17.89	\$20.03	\$22.27	\$43,670
47-4051	Highway Maintenance Workers	763	\$32.16	\$29.19	\$32.21	\$34.86	\$66,880
19-3093	Historians	27	\$39.78	\$31.12	\$39.81	\$43.64	\$82,750
25-1125	History Teachers, Postsecondary	139	-	-	-	-	\$82,390
53-7041	Hoist and Winch Operators	22	\$29.02	\$23.15	\$27.86	\$31.92	\$60,360
49-9031	Home Appliance Repairers	544	\$26.88	\$19.16	\$27.48	\$33.25	\$55,920
31-1120	Home Health and Personal Care Aides	50,968	\$18.81	\$17.98	\$18.44	\$19.04	\$39,120
35-9031	Hosts and Hostesses, Restaurant, Lounge, and Coffee Shop	3,309	\$18.89	\$16.11	\$16.93	\$20.30	\$39,280
43-4081	Hotel, Motel, and Resort Desk Clerks	1,827	\$18.39	\$17.07	\$17.80	\$19.03	\$38,250
43-4161	Human Resources Assistants, Except Payroll and Timekeeping	1,777	\$25.25	\$22.12	\$23.91	\$28.25	\$52,520
11-3121	Human Resources Managers	3,068	\$93.16	\$62.41	\$77.02	\$100.25	\$193,780
13-1071	Human Resources Specialists	16,684	\$44.45	\$30.24	\$39.89	\$52.52	\$92,460
19-2043	Hydrologists	180	\$56.68	\$42.12	\$58.43	\$68.87	\$117,890
17-3026	Industrial Engineering Technologists and Technicians	497	\$40.72	\$31.01	\$37.60	\$49.32	\$84,710
17-2112	Industrial Engineers	5,411	\$56.63	\$41.99	\$50.57	\$64.44	\$117,800

SOC code	Seattle-Tacoma-Bellevue, Washington MSA occupational title	Estimated employment	Average wage	Percentiles			Annual wage
				25th	50th	75th	
49-9041	Industrial Machinery Mechanics	3,359	\$35.46	\$28.88	\$34.99	\$40.32	\$73,770
11-3051	Industrial Production Managers	-	\$66.03	\$52.83	\$63.20	\$75.07	\$137,330
53-7051	Industrial Truck and Tractor Operators	9,175	\$23.49	\$19.36	\$22.99	\$24.40	\$48,850
43-4199	Information and Record Clerks, All Other	3,054	\$24.92	\$21.36	\$24.32	\$28.70	\$51,830
15-1212	Information Security Analysts	4,279	\$65.59	\$50.94	\$64.76	\$80.21	\$136,430
51-9061	Inspectors, Testers, Sorters, Samplers, and Weighers	7,851	\$33.27	\$24.24	\$31.11	\$40.33	\$69,200
49-9099	Installation, Maintenance, and Repair Workers, All Other	1,358	\$25.14	\$20.07	\$22.01	\$30.21	\$52,300
25-9031	Instructional Coordinators	2,703	\$41.26	\$30.42	\$40.38	\$49.94	\$85,820
47-2131	Insulation Workers, Floor, Ceiling, and Wall	361	\$34.55	\$25.98	\$34.71	\$43.53	\$71,860
47-2132	Insulation Workers, Mechanical	189	\$46.61	\$35.03	\$57.33	\$58.90	\$96,950
13-1032	Insurance Appraisers, Auto Damage	171	\$37.77	\$30.93	\$37.29	\$49.56	\$78,570
43-9041	Insurance Claims and Policy Processing Clerks	1,582	\$28.03	\$22.06	\$24.81	\$31.10	\$58,300
41-3021	Insurance Sales Agents	6,754	\$34.58	\$23.59	\$29.53	\$39.13	\$71,920
13-2053	Insurance Underwriters	1,072	\$47.98	\$30.55	\$40.93	\$62.29	\$99,810
27-1025	Interior Designers	1,072	\$35.59	\$28.92	\$33.65	\$40.14	\$74,030
27-3091	Interpreters and Translators	757	\$34.31	\$28.52	\$35.58	\$39.65	\$71,370
43-4111	Interviewers, Except Eligibility and Loan	1,442	\$23.35	\$20.69	\$22.75	\$26.95	\$48,570
37-2011	Janitors and Cleaners, Except Maids and Housekeeping Cleaners	25,292	\$20.41	\$17.35	\$18.39	\$22.79	\$42,450
51-9071	Jewelers and Precious Stone and Metal Workers	555	\$31.30	\$27.77	\$31.87	\$36.43	\$65,110
25-2012	Kindergarten Teachers, Except Special Education	2,143	-	-	-	-	\$83,310
13-1075	Labor Relations Specialists	1,817	\$49.05	\$34.86	\$45.96	\$61.90	\$102,020
53-7062	Laborers and Freight, Stock, and Material Movers, Hand	29,948	\$21.23	\$17.95	\$19.61	\$23.06	\$44,160
17-1012	Landscape Architects	390	\$41.12	\$36.42	\$37.81	\$47.73	\$85,540
37-3011	Landscaping and Groundskeeping Workers	10,314	\$23.52	\$18.93	\$22.53	\$25.50	\$48,920
51-4034	Lathe and Turning Machine Tool Setters, Operators, and Tenders, Metal and Plastic	34	\$26.10	\$20.76	\$26.48	\$27.00	\$54,290
51-6011	Laundry and Dry-Cleaning Workers	1,507	\$17.97	\$16.70	\$17.57	\$18.84	\$37,390
25-1112	Law Teachers, Postsecondary	95	-	-	-	-	\$125,160
23-1011	Lawyers	8,798	\$83.85	\$47.79	\$67.36	\$98.95	\$174,420
43-6012	Legal Secretaries and Administrative Assistants	2,338	\$31.63	\$23.22	\$28.79	\$39.03	\$65,780
23-2099	Legal Support Workers, All Other	649	\$41.42	\$32.48	\$38.33	\$48.13	\$86,160
11-1031	Legislators	300	-	-	-	-	\$130,060
25-4022	Librarians and Media Collections Specialists	1,459	\$45.30	\$38.93	\$46.29	\$50.98	\$94,220
43-4121	Library Assistants, Clerical	842	\$19.63	\$16.98	\$18.02	\$22.64	\$40,830
25-1082	Library Science Teachers, Postsecondary	81	-	-	-	-	\$111,070
25-4031	Library Technicians	1,285	\$27.48	\$24.70	\$25.25	\$29.31	\$57,160
29-2061	Licensed Practical and Licensed Vocational Nurses	3,493	\$35.34	\$30.92	\$35.21	\$38.34	\$73,510
19-1099	Life Scientists, All Other	124	\$45.68	\$32.47	\$45.73	\$49.40	\$95,010
19-4099	Life, Physical, and Social Science Technicians, All Other	261	\$34.13	\$28.14	\$32.10	\$38.63	\$70,980
33-9092	Lifeguards, Ski Patrol, and Other Recreational Protective Service Workers	1,123	\$16.97	\$15.42	\$16.45	\$17.62	\$35,290
53-3033	Light Truck Drivers	15,037	\$24.18	\$20.03	\$21.84	\$27.69	\$50,290
27-4015	Lighting Technicians	30	-	-	-	-	-
43-4131	Loan Interviewers and Clerks	3,701	\$25.57	\$21.88	\$23.62	\$29.72	\$53,190
13-2072	Loan Officers	4,633	\$40.88	\$24.14	\$33.41	\$49.49	\$85,030
39-3093	Locker Room, Coatroom, and Dressing Room Attendants	20	\$18.11	\$16.02	\$17.63	\$19.36	\$37,670

SOC code	Seattle-Tacoma-Bellevue, Washington MSA occupational title	Estimated employment	Average wage	Percentiles			Annual wage
				25th	50th	75th	
49-9094	Locksmiths and Safe Repairers	173	\$26.04	\$17.12	\$24.72	\$29.98	\$54,150
53-4011	Locomotive Engineers	23	\$40.16	\$42.11	\$42.11	\$42.11	\$83,540
11-9081	Lodging Managers	333	\$43.92	\$30.73	\$40.49	\$47.42	\$91,350
45-4023	Log Graders and Scalers	26	\$26.43	\$23.15	\$24.54	\$29.65	\$54,980
45-4022	Logging Equipment Operators	152	\$31.54	\$30.26	\$31.43	\$34.40	\$65,600
45-4029	Logging Workers, All Other	54	\$34.18	\$28.07	\$31.61	\$36.52	\$71,100
13-1081	Logisticians	2,930	\$46.68	\$39.50	\$47.52	\$51.13	\$97,100
53-7063	Machine Feeders and Offbearers	275	\$20.83	\$18.19	\$19.89	\$22.49	\$43,320
51-4041	Machinists	4,079	\$31.76	\$25.01	\$30.06	\$36.89	\$66,050
29-2035	Magnetic Resonance Imaging Technologists	369	\$51.61	\$48.45	\$50.66	\$59.29	\$107,350
37-2012	Maids and Housekeeping Cleaners	6,475	\$18.50	\$17.22	\$17.73	\$18.52	\$38,490
43-9051	Mail Clerks and Mail Machine Operators, Except Postal Service	1,034	\$21.24	\$17.83	\$18.85	\$23.16	\$44,180
49-9071	Maintenance and Repair Workers, General	16,685	\$27.19	\$21.61	\$24.94	\$31.38	\$56,550
49-9043	Maintenance Workers, Machinery	118	\$34.56	\$27.68	\$34.71	\$38.89	\$71,880
39-5091	Makeup Artists, Theatrical and Performance	22	\$60.80	\$33.43	\$82.47	\$84.38	\$126,460
13-1111	Management Analysts	19,261	\$55.49	\$38.70	\$51.62	\$64.45	\$115,420
11-9199	Managers, All Other	8,815	\$85.95	\$58.17	\$75.03	\$99.83	\$178,770
39-5092	Manicurists and Pedicurists	3,260	\$22.07	\$17.74	\$21.33	\$22.12	\$45,910
17-2121	Marine Engineers and Naval Architects	-	\$54.09	\$48.62	\$52.21	\$61.52	\$112,510
13-1161	Market Research Analysts and Marketing Specialists	17,951	\$52.66	\$31.56	\$48.42	\$64.49	\$109,530
11-2021	Marketing Managers	6,909	\$82.15	\$49.87	\$75.69	\$102.40	\$170,870
21-1013	Marriage and Family Therapists	307	\$28.29	\$19.62	\$28.76	\$30.01	\$58,840
31-9011	Massage Therapists	1,665	\$36.54	\$27.73	\$37.16	\$44.15	\$76,010
53-7199	Material Moving Workers, All Other	90	\$27.21	\$20.67	\$20.88	\$31.22	\$56,590
17-2131	Materials Engineers	761	\$66.15	\$50.50	\$64.44	\$82.22	\$137,590
19-2032	Materials Scientists	144	\$59.80	\$49.65	\$58.86	\$65.61	\$124,390
15-2099	Mathematical Science Occupations, All Other	482	\$34.26	\$27.40	\$31.59	\$37.86	\$71,260
25-1022	Mathematical Science Teachers, Postsecondary	433	-	-	-	-	\$91,540
15-2021	Mathematicians	88	\$65.27	\$40.71	\$60.44	\$86.52	\$135,750
51-3022	Meat, Poultry, and Fish Cutters and Trimmers	1,318	\$18.59	\$17.48	\$17.88	\$18.90	\$38,670
49-9011	Mechanical Door Repairers	582	\$26.35	\$21.69	\$24.33	\$31.03	\$54,800
17-3013	Mechanical Drafters	896	\$37.93	\$28.25	\$33.28	\$47.86	\$78,890
17-3027	Mechanical Engineering Technologists and Technicians	498	\$35.07	\$28.22	\$33.29	\$39.04	\$72,940
17-2141	Mechanical Engineers	5,247	\$53.24	\$41.14	\$51.02	\$61.39	\$110,740
27-4099	Media and Communication Equipment Workers, All Other	92	\$48.72	\$36.35	\$46.33	\$58.43	\$101,340
27-3099	Media and Communication Workers, All Other	373	\$31.41	\$19.78	\$37.39	\$37.81	\$65,330
11-9111	Medical and Health Services Managers	3,926	\$72.84	\$50.47	\$64.58	\$80.85	\$151,510
51-9082	Medical Appliance Technicians	136	\$21.71	\$18.23	\$18.74	\$23.68	\$45,150
31-9092	Medical Assistants	10,363	\$25.97	\$22.91	\$25.30	\$29.25	\$54,010
29-2036	Medical Dosimetrists	122	\$86.01	\$35.63	\$73.20	-	\$178,910
31-9093	Medical Equipment Preparers	1,136	\$23.81	\$20.00	\$23.17	\$28.26	\$49,530
49-9062	Medical Equipment Repairers	793	\$43.90	\$26.34	\$35.23	\$47.10	\$91,310
29-2072	Medical Records Specialists	2,253	\$30.51	\$23.96	\$28.64	\$36.33	\$63,460
19-1042	Medical Scientists, Except Epidemiologists	5,329	\$51.85	\$32.80	\$48.19	\$62.26	\$107,840
43-6013	Medical Secretaries and Administrative Assistants	5,462	\$24.60	\$22.35	\$23.40	\$27.83	\$51,160

SOC code	Seattle-Tacoma-Bellevue, Washington MSA occupational title	Estimated employment	Average wage	Percentiles			Annual wage
				25th	50th	75th	
31-9094	Medical Transcriptionists	605	\$20.28	\$16.37	\$18.83	\$24.34	\$42,180
13-1121	Meeting, Convention, and Event Planners	1,788	\$33.06	\$24.12	\$31.29	\$39.21	\$68,750
21-1023	Mental Health and Substance Abuse Social Workers	1,674	\$29.75	\$23.37	\$27.42	\$35.81	\$61,880
27-1026	Merchandise Displayers and Window Trimmers	2,207	\$23.24	\$18.19	\$20.89	\$24.05	\$48,350
51-4199	Metal Workers and Plastic Workers, All Other	343	\$26.33	\$18.85	\$21.36	\$31.74	\$54,770
51-4051	Metal-Refining Furnace Operators and Tenders	31	\$24.69	\$22.07	\$23.18	\$26.50	\$51,340
43-5041	Meter Readers, Utilities	174	\$34.28	\$31.02	\$31.46	\$32.06	\$71,300
19-1022	Microbiologists	298	\$37.85	\$25.36	\$35.81	\$45.85	\$78,720
25-2022	Middle School Teachers, Except Special and Career/Technical Education	5,706	-	-	-	-	\$88,960
51-4035	Milling and Planing Machine Setters, Operators, and Tenders, Metal and Plastic	84	\$39.31	\$25.95	\$41.72	\$51.75	\$81,750
49-9044	Millwrights	274	\$35.41	\$28.07	\$35.25	\$42.17	\$73,650
51-2090	Miscellaneous Assemblers and Fabricators	9,150	\$22.32	\$18.09	\$21.20	\$24.00	\$46,430
47-4090	Miscellaneous Construction and Related Workers	256	\$29.07	\$26.78	\$28.78	\$29.73	\$60,470
51-9023	Mixing and Blending Machine Setters, Operators, and Tenders	872	\$25.89	\$21.28	\$24.11	\$30.40	\$53,860
49-3042	Mobile Heavy Equipment Mechanics, Except Engines	2,366	\$34.92	\$28.81	\$34.00	\$38.56	\$72,630
51-4061	Model Makers, Metal and Plastic	15	\$38.50	\$33.78	\$36.46	\$38.65	\$80,070
51-9195	Molders, Shapers, and Casters, Except Metal and Plastic	875	\$23.42	\$19.78	\$23.02	\$24.43	\$48,720
51-4072	Molding/Coremaking/ Casting Mach. Setters/Oprs. & Tenders/Metal & Plastic	1,106	\$20.87	\$18.07	\$20.80	\$22.50	\$43,400
39-4031	Morticians, Undertakers, and Funeral Arrangers	154	\$31.38	\$27.57	\$29.07	\$35.65	\$65,280
53-3099	Motor Vehicle Operators, All Other	446	\$22.24	\$17.89	\$21.88	\$26.88	\$46,250
49-3051	Motorboat Mechanics and Service Technicians	337	\$27.86	\$22.56	\$28.65	\$31.44	\$57,950
49-3052	Motorcycle Mechanics	177	\$24.70	\$22.00	\$23.08	\$26.96	\$51,380
51-4081	Multiple Machine Tool Setters, Operators, and Tenders, Metal and Plastic	378	\$26.11	\$17.94	\$22.34	\$32.17	\$54,300
25-4013	Museum Technicians and Conservators	104	\$33.33	\$20.50	\$27.41	\$34.71	\$69,330
27-2041	Music Directors and Composers	126	\$31.03	\$22.37	\$28.57	\$35.86	\$64,540
27-2042	Musicians and Singers	683	\$59.81	\$25.00	\$57.35	\$67.76	-
11-9121	Natural Sciences Managers	1,498	\$92.39	\$66.34	\$83.55	\$102.84	\$192,180
15-1244	Network and Computer Systems Administrators	4,867	\$53.30	\$40.97	\$49.55	\$62.97	\$110,870
29-1217	Neurologists	97	\$114.80	\$34.97	-	-	\$238,780
43-4141	New Accounts Clerks	173	\$24.04	\$20.80	\$22.46	\$27.19	\$49,990
27-3023	News Analysts, Reporters, and Journalists	744	\$35.26	\$18.82	\$37.86	\$41.36	\$73,340
17-2161	Nuclear Engineers	-	\$67.64	\$59.25	\$61.79	\$67.14	\$140,690
29-2033	Nuclear Medicine Technologists	149	\$56.27	\$49.35	\$56.06	\$63.20	\$117,050
29-1151	Nurse Anesthetists	257	\$105.32	\$101.56	\$106.23	\$113.40	\$219,070
29-1161	Nurse Midwives	-	\$73.12	\$67.41	\$78.28	\$80.88	\$152,090
29-1171	Nurse Practitioners	2,627	\$67.26	\$62.77	\$65.15	\$75.54	\$139,900
31-1131	Nursing Assistants	15,888	\$21.40	\$19.20	\$21.34	\$22.43	\$44,520
25-1072	Nursing Instructors and Teachers, Postsecondary	605	-	-	-	-	\$88,380
29-1218	Obstetricians and Gynecologists	136	\$115.35	\$36.34	\$109.45	-	\$239,940
19-5011	Occupational Health and Safety Specialists	1,801	\$45.82	\$38.79	\$45.48	\$53.55	\$95,300
19-5012	Occupational Health and Safety Technicians	186	\$31.54	\$20.14	\$30.08	\$36.75	\$65,590
29-1122	Occupational Therapists	2,258	\$46.43	\$40.20	\$45.72	\$50.86	\$96,560
31-2012	Occupational Therapy Aides	84	\$23.58	\$17.84	\$20.00	\$20.99	\$49,050
31-2011	Occupational Therapy Assistants	457	\$33.04	\$28.63	\$31.04	\$36.14	\$68,720

SOC code	Seattle-Tacoma-Bellevue, Washington MSA occupational title	Estimated employment	Average wage	Percentiles			Annual wage
				25th	50th	75th	
43-9199	Office and Administrative Support Workers, All Other	2,077	\$23.06	\$18.71	\$22.26	\$24.71	\$47,960
43-9061	Office Clerks, General	29,754	\$24.29	\$18.74	\$22.85	\$28.26	\$50,530
43-9071	Office Machine Operators, Except Computer	449	\$19.68	\$18.29	\$18.34	\$19.94	\$40,930
47-2073	Operating Engineers and Other Construction Equipment Operators	3,741	\$42.49	\$33.70	\$41.93	\$50.67	\$88,380
15-2031	Operations Research Analysts	2,027	\$45.81	\$31.81	\$41.27	\$53.96	\$95,290
29-2057	Ophthalmic Medical Technicians	1,039	\$25.47	\$22.66	\$23.69	\$27.55	\$52,970
29-1241	Ophthalmologists, Except Pediatric	160	\$163.90	-	-	-	\$340,900
29-2081	Opticians, Dispensing	954	\$25.13	\$18.96	\$24.55	\$29.92	\$52,270
29-1041	Optometrists	448	\$59.63	\$36.77	\$67.01	\$72.50	\$124,020
43-4151	Order Clerks	1,683	\$23.36	\$18.62	\$23.38	\$28.65	\$48,590
31-1132	Orderlies	162	\$19.48	\$17.76	\$17.78	\$21.16	\$40,530
29-1242	Orthopedic Surgeons, Except Pediatric	122	\$116.83	\$35.56	\$112.34	-	\$243,000
29-2091	Orthotists and Prosthetists	88	\$41.70	\$34.13	\$43.98	\$50.45	\$86,730
49-3053	Outdoor Power Equipment and Other Small Engine Mechanics	224	\$25.26	\$20.42	\$23.89	\$29.43	\$52,530
51-9111	Packaging and Filling Machine Operators and Tenders	3,621	\$19.39	\$16.82	\$18.42	\$21.50	\$40,320
53-7064	Packers and Packagers, Hand	4,457	\$19.19	\$17.59	\$17.95	\$20.82	\$39,920
47-2141	Painters, Construction and Maintenance	5,094	\$26.83	\$22.68	\$25.26	\$29.83	\$55,800
51-9123	Painting, Coating, and Decorating Workers	58	\$22.04	\$17.02	\$20.67	\$26.50	\$45,850
51-9196	Paper Goods Machine Setters, Operators, and Tenders	710	\$26.25	\$22.80	\$25.58	\$28.03	\$54,610
23-2011	Paralegals and Legal Assistants	5,590	\$37.61	\$27.90	\$35.58	\$47.18	\$78,230
29-2043	Paramedics	792	\$51.34	\$49.33	\$51.39	\$56.56	\$106,790
53-6021	Parking Attendants	1,995	\$18.36	\$17.05	\$18.60	\$18.86	\$38,200
41-2022	Parts Salespersons	2,897	\$21.93	\$17.27	\$19.59	\$24.33	\$45,620
53-6061	Passenger Attendants	471	\$19.13	\$17.26	\$20.01	\$20.01	\$39,790
47-2071	Paving, Surfacing, and Tamping Equipment Operators	68	\$38.38	\$32.63	\$39.57	\$46.98	\$79,840
43-3051	Payroll and Timekeeping Clerks	2,497	\$30.14	\$24.92	\$29.70	\$34.41	\$62,680
29-1221	Pediatricians, General	258	\$60.83	\$31.48	\$36.22	\$98.80	\$126,520
39-9099	Personal Care and Service Workers, All Other	556	\$23.02	\$16.75	\$19.53	\$29.04	\$47,890
13-2052	Personal Financial Advisors	4,026	\$74.82	\$31.56	\$50.28	\$97.12	\$155,630
11-9179	Personal Service Managers, All Other	32	\$35.25	\$26.81	\$29.05	\$44.05	\$73,320
37-2021	Pest Control Workers	692	\$26.35	\$19.11	\$22.82	\$28.70	\$54,800
37-3012	Pesticide Handlers, Sprayers, and Applicators, Vegetation	194	\$26.21	\$22.26	\$23.60	\$26.74	\$54,520
29-1051	Pharmacists	4,065	\$68.23	\$62.41	\$68.78	\$77.60	\$141,910
31-9095	Pharmacy Aides	759	\$18.77	\$16.52	\$17.62	\$18.71	\$39,050
29-2052	Pharmacy Technicians	4,135	\$24.97	\$22.23	\$24.23	\$29.25	\$51,940
25-1126	Philosophy and Religion Teachers, Postsecondary	180	-	-	-	-	\$71,220
31-9097	Phlebotomists	1,105	\$23.95	\$21.12	\$22.43	\$26.63	\$49,820
27-4021	Photographers	659	\$29.63	\$18.71	\$24.00	\$39.72	\$61,630
51-9151	Photographic Process Workers and Processing Machine Operators	80	\$36.76	\$31.50	\$37.95	\$41.56	\$76,460
19-2099	Physical Scientists, All Other	230	\$61.36	\$49.23	\$58.43	\$74.43	\$127,630
31-2022	Physical Therapist Aides	-	\$19.39	\$16.96	\$17.42	\$19.60	\$40,320
31-2021	Physical Therapist Assistants	795	\$31.81	\$29.16	\$31.56	\$36.12	\$66,160
29-1123	Physical Therapists	2,662	\$50.43	\$45.66	\$49.44	\$58.43	\$104,890
29-1071	Physician Assistants	1,996	\$71.91	\$63.98	\$70.92	\$81.46	\$149,560
29-1229	Physicians, All Other	3,434	\$120.27	\$66.86	-	-	\$250,170

SOC code	Seattle-Tacoma-Bellevue, Washington MSA occupational title	Estimated employment	Average wage	Percentiles			Annual wage
				25th	50th	75th	
29-1222	Physicians, Pathologists	209	\$121.55	\$45.56	-	-	\$252,820
19-2012	Physicists	157	\$55.55	\$30.55	\$62.35	\$63.43	\$115,540
25-1054	Physics Teachers, Postsecondary	194	-	-	-	-	\$93,700
47-2072	Pile Driver Operators	242	\$46.01	\$48.13	\$48.14	\$49.44	\$95,700
47-2151	Pipelayers	741	\$36.77	\$31.32	\$38.81	\$40.60	\$76,470
51-8099	Plant and System Operators, All Other	75	\$37.19	\$34.09	\$36.82	\$36.86	\$77,350
47-2161	Plasterers and Stucco Masons	214	\$36.90	\$26.35	\$38.20	\$47.90	\$76,740
51-4193	Plating Machine Setters, Operators, and Tenders, Metal and Plastic	130	\$23.45	\$19.00	\$21.36	\$25.60	\$48,770
47-2152	Plumbers, Pipefitters, and Steamfitters	5,882	\$41.46	\$28.56	\$37.97	\$52.62	\$86,230
29-1081	Podiatrists	81	\$92.31	\$67.91	\$90.77	\$108.86	\$192,010
33-3051	Police and Sheriff's Patrol Officers	4,504	\$48.78	\$43.35	\$49.12	\$53.12	\$101,470
25-1065	Political Science Teachers, Postsecondary	207	-	-	-	-	\$97,510
19-3094	Political Scientists	183	\$57.18	\$37.42	\$63.32	\$70.70	\$118,930
43-5051	Postal Service Clerks	603	\$27.87	\$24.11	\$27.51	\$32.84	\$57,970
43-5052	Postal Service Mail Carriers	3,130	\$28.57	\$22.98	\$28.28	\$34.30	\$59,430
43-5053	Postal Service Mail Sorters, Processors, and Processing Machine Operators	1,684	\$26.21	\$19.36	\$25.08	\$32.84	\$54,520
11-9131	Postmasters and Mail Superintendents	55	\$43.20	\$38.10	\$39.80	\$48.29	\$89,850
25-1199	Postsecondary Teachers, All Other	316	-	-	-	-	\$68,290
51-4052	Pourers and Casters, Metal	13	\$23.91	\$18.86	\$27.47	\$27.60	\$49,730
51-8012	Power Distributors and Dispatchers	89	\$68.28	\$58.92	\$68.34	\$75.44	\$142,010
51-8013	Power Plant Operators	124	\$55.44	\$47.77	\$54.05	\$66.78	\$115,320
49-9069	Precision Instrument and Equipment Repairers, All Other	94	\$36.96	\$31.73	\$31.73	\$50.19	\$76,870
51-5111	Prepress Technicians and Workers	229	\$24.38	\$19.08	\$21.73	\$28.85	\$50,710
25-2011	Preschool Teachers, Except Special Education	6,789	\$20.20	\$17.69	\$18.49	\$22.08	\$42,010
51-6021	Pressers, Textile, Garment, and Related Materials	290	\$17.40	\$15.75	\$17.26	\$18.43	\$36,180
51-5113	Print Binding and Finishing Workers	432	\$20.01	\$17.60	\$18.57	\$22.40	\$41,610
51-5112	Printing Press Operators	1,316	\$23.92	\$19.47	\$22.13	\$27.04	\$49,740
33-9021	Private Detectives and Investigators	407	\$33.63	\$22.50	\$29.19	\$43.76	\$69,950
21-1092	Probation Officers and Correctional Treatment Specialists	772	\$35.01	\$30.81	\$34.55	\$41.81	\$72,820
43-3061	Procurement Clerks	813	\$23.13	\$20.41	\$22.27	\$24.93	\$48,110
27-2012	Producers and Directors	1,821	\$42.44	\$25.10	\$38.06	\$50.01	\$88,270
51-9199	Production Workers, All Other	722	\$25.27	\$18.67	\$22.14	\$31.49	\$52,570
43-5061	Production, Planning, and Expediting Clerks	14,193	\$30.01	\$28.67	\$32.04	\$32.04	\$62,420
13-1082	Project Management Specialists	14,595	\$56.26	\$40.32	\$51.85	\$64.65	\$117,010
43-9081	Proofreaders and Copy Markers	70	\$21.66	\$16.95	\$22.07	\$25.51	\$45,050
13-2020	Property Appraisers and Assessors	812	\$41.28	\$29.51	\$37.97	\$49.01	\$85,860
11-9141	Property, Real Estate, and Community Association Managers	1,958	\$52.25	\$39.07	\$48.69	\$62.03	\$108,670
33-9099	Protective Service Workers, All Other	1,730	\$24.28	\$19.16	\$22.24	\$29.09	\$50,510
29-2053	Psychiatric Technicians	748	\$23.80	\$19.51	\$24.05	\$24.68	\$49,490
29-1223	Psychiatrists	278	\$94.56	\$31.25	\$87.51	-	\$196,680
19-3039	Psychologists, All Other	311	\$50.49	\$40.88	\$51.75	\$60.10	\$105,020
25-1066	Psychology Teachers, Postsecondary	632	-	-	-	-	\$74,990
11-2032	Public Relations Managers	947	\$77.55	\$60.53	\$66.88	\$88.55	\$161,310
27-3031	Public Relations Specialists	3,814	\$42.86	\$31.54	\$39.16	\$51.48	\$89,150

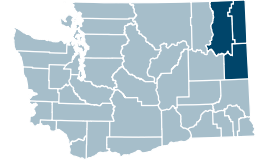
SOC code	Seattle-Tacoma-Bellevue, Washington MSA occupational title	Estimated employment	Average wage	Percentiles			Annual wage
				25th	50th	75th	
43-5031	Public Safety Telecommunicators	550	\$34.87	\$31.27	\$35.68	\$39.57	\$72,530
11-3061	Purchasing Managers	1,473	\$77.76	\$63.11	\$72.80	\$83.46	\$161,740
29-1124	Radiation Therapists	187	\$60.65	\$50.28	\$54.28	\$62.32	\$126,150
49-2021	Radio, Cellular, and Tower Equipment Installers and Repairers	195	\$35.89	\$26.00	\$36.38	\$43.98	\$74,640
29-2034	Radiologic Technologists and Technicians	1,981	\$42.50	\$37.48	\$40.08	\$49.29	\$88,400
29-1224	Radiologists	909	\$162.12	-	-	-	\$337,200
49-3043	Rail Car Repairers	77	\$25.37	\$23.83	\$24.03	\$24.03	\$52,760
53-4099	Rail Transportation Workers, All Other	40	\$33.74	\$27.78	\$36.19	\$36.19	\$70,180
53-4022	Railroad Brake, Signal, and Switch Operators and Locomotive Firers	37	\$35.85	\$25.05	\$25.05	\$49.14	\$74,570
41-9021	Real Estate Brokers	-	\$45.13	\$37.22	\$37.75	\$48.88	\$93,880
41-9022	Real Estate Sales Agents	3,628	\$34.93	\$25.29	\$32.17	\$40.93	\$72,650
43-4171	Receptionists and Information Clerks	13,802	\$20.34	\$17.54	\$19.01	\$22.72	\$42,310
25-1193	Recreation and Fitness Studies Teachers, Postsecondary	92	-	-	-	-	\$61,890
39-9032	Recreation Workers	2,481	\$20.80	\$17.18	\$18.86	\$22.45	\$43,260
29-1125	Recreational Therapists	134	\$34.47	\$29.56	\$33.32	\$39.00	\$71,690
49-3092	Recreational Vehicle Service Technicians	278	\$27.39	\$22.01	\$24.90	\$31.44	\$56,970
53-7081	Refuse and Recyclable Material Collectors	2,086	\$30.21	\$25.78	\$30.99	\$36.45	\$62,840
29-1141	Registered Nurses	37,123	\$50.74	\$40.26	\$49.36	\$60.14	\$105,540
21-1015	Rehabilitation Counselors	2,243	\$27.38	\$21.41	\$23.71	\$29.60	\$56,950
21-2099	Religious Workers, All Other	586	\$24.21	\$22.31	\$22.56	\$29.84	\$50,360
43-4181	Reservation and Transportation Ticket Agents and Travel Clerks	1,926	\$23.62	\$18.05	\$22.09	\$28.93	\$49,140
39-9041	Residential Advisors	929	\$22.48	\$19.67	\$21.03	\$24.67	\$46,760
29-1126	Respiratory Therapists	1,277	\$42.21	\$37.98	\$39.54	\$47.53	\$87,800
41-2031	Retail Salespersons	46,169	\$19.75	\$16.90	\$17.58	\$19.51	\$41,070
49-9096	Riggers	102	\$36.25	\$29.82	\$35.36	\$42.29	\$75,410
51-4023	Rolling Machine Setters, Operators, and Tenders, Metal and Plastic	111	\$30.94	\$24.23	\$27.31	\$37.59	\$64,360
47-2181	Roofers	2,967	\$31.92	\$28.09	\$29.45	\$36.22	\$66,390
53-5011	Sailors and Marine Oilers	1,158	\$28.63	\$24.07	\$28.14	\$34.21	\$59,540
41-9099	Sales and Related Workers, All Other	-	\$30.69	\$29.09	\$31.89	\$31.89	\$63,840
41-9031	Sales Engineers	504	\$65.78	\$44.73	\$63.47	\$85.53	\$136,830
11-2022	Sales Managers	6,623	\$85.42	\$63.24	\$77.95	\$101.88	\$177,670
41-4011	Sales Representatives, Wholesale & Manufacturing, Technical & Scientific Products	14,329	\$74.86	\$49.79	\$79.96	\$82.33	\$155,700
41-3091	Sales Reps. of Svcs., Exc. Advertising, Insurance, Financial Svcs., & Travel	13,950	\$39.32	\$25.52	\$31.85	\$47.68	\$81,790
41-4012	Sales Reps/Wholesale/Mfg, Except Tech/Science Products	20,091	\$39.38	\$27.63	\$34.94	\$47.14	\$81,910
51-7041	Sawing Machine Setters, Operators, and Tenders, Wood	419	\$22.77	\$18.39	\$22.96	\$26.00	\$47,360
33-9094	School Bus Monitors	193	\$19.43	\$16.07	\$17.39	\$21.34	\$40,420
19-3034	School Psychologists	733	\$49.96	\$41.31	\$51.05	\$56.15	\$103,910
25-2031	Secondary School Teachers, Except Special and Career/Technical Education	7,366	-	-	-	-	\$91,590
43-6014	Secretaries and Administrative Assistants, Except Legal, Medical, and Executive	18,432	\$26.09	\$21.56	\$25.02	\$30.05	\$54,260
41-3031	Securities, Commodities, and Financial Services Sales Agents	5,282	\$45.69	\$23.80	\$31.22	\$47.38	\$95,030
49-2098	Security and Fire Alarm Systems Installers	754	\$33.13	\$27.49	\$30.96	\$39.73	\$68,900
33-9032	Security Guards	15,072	\$20.72	\$17.99	\$18.88	\$21.83	\$43,110
25-3021	Self-Enrichment Teachers	4,838	\$24.72	\$17.75	\$22.08	\$29.76	\$51,420

SOC code	Seattle-Tacoma-Bellevue, Washington MSA occupational title	Estimated employment	Average wage	Percentiles			Annual wage
				25th	50th	75th	
51-9012	Separate/Filter/Clarify/Precipitate /Still Machine Setters/Operators/Tenders	578	\$27.17	\$22.29	\$26.50	\$29.68	\$56,520
47-4071	Septic Tank Servicers and Sewer Pipe Cleaners	518	\$30.47	\$24.14	\$28.35	\$35.86	\$63,370
27-1027	Set and Exhibit Designers	61	\$37.67	\$30.00	\$30.96	\$52.27	\$78,350
51-6031	Sewing Machine Operators	1,128	\$19.39	\$17.35	\$18.35	\$21.51	\$40,340
47-2211	Sheet Metal Workers	1,945	\$45.82	\$30.03	\$44.67	\$62.51	\$95,310
53-5031	Ship Engineers	474	\$48.72	\$39.84	\$50.38	\$55.82	\$101,330
43-5071	Shipping, Receiving, and Inventory Clerks	11,922	\$24.45	\$18.67	\$22.39	\$27.38	\$50,850
53-3053	Shuttle Drivers and Chauffeurs	2,827	\$20.20	\$17.21	\$18.00	\$22.69	\$42,010
49-9097	Signal and Track Switch Repairers	111	\$45.67	\$39.83	\$45.90	\$45.90	\$95,000
39-5094	Skincare Specialists	1,285	\$36.87	\$23.64	\$34.69	\$48.14	\$76,690
51-3023	Slaughterers and Meat Packers	287	\$19.91	\$19.41	\$19.41	\$19.41	\$41,420
11-9151	Social and Community Service Managers	1,718	\$46.42	\$35.06	\$42.60	\$52.81	\$96,560
21-1093	Social and Human Service Assistants	3,895	\$22.62	\$18.32	\$21.37	\$24.44	\$47,040
19-4061	Social Science Research Assistants	259	\$24.19	\$19.30	\$22.66	\$27.53	\$50,320
25-1069	Social Sciences Teachers, Postsecondary, All Other	40	-	-	-	-	\$65,110
19-3099	Social Scientists and Related Workers, All Other	524	\$45.75	\$30.20	\$42.02	\$50.72	\$95,160
25-1113	Social Work Teachers, Postsecondary	148	-	-	-	-	\$81,440
21-1029	Social Workers, All Other	493	\$40.84	\$32.09	\$42.59	\$49.14	\$84,950
19-3041	Sociologists	141	\$42.90	\$34.43	\$38.70	\$48.51	\$89,220
25-1067	Sociology Teachers, Postsecondary	116	-	-	-	-	\$79,310
15-1252	Software Developers	80,766	\$74.85	\$59.52	\$73.04	\$87.47	\$155,680
15-1253	Software Quality Assurance Analysts and Testers	10,215	\$54.98	\$38.67	\$54.18	\$66.76	\$114,370
19-1013	Soil and Plant Scientists	254	\$35.40	\$29.97	\$34.77	\$37.07	\$73,630
27-4014	Sound Engineering Technicians	175	\$49.80	\$29.83	\$45.22	\$66.62	\$103,570
25-2059	Special Education Teachers, All Other	62	-	-	-	-	\$77,560
25-2052	Special Education Teachers, Kindergarten and Elementary School	1,723	-	-	-	-	\$87,940
25-2057	Special Education Teachers, Middle School	715	-	-	-	-	\$89,110
25-2051	Special Education Teachers, Preschool	486	-	-	-	-	\$78,540
25-2058	Special Education Teachers, Secondary School	1,145	-	-	-	-	\$90,730
27-1014	Special Effects Artists and Animators	3,135	\$45.51	\$36.57	\$44.65	\$50.96	\$94,650
29-1127	Speech-Language Pathologists	1,820	\$47.00	\$40.62	\$47.87	\$52.38	\$97,770
51-8021	Stationary Engineers and Boiler Operators	230	\$41.46	\$34.33	\$37.75	\$49.68	\$86,240
43-9111	Statistical Assistants	118	\$26.54	\$23.07	\$26.00	\$27.96	\$55,190
15-2041	Statisticians	1,195	\$53.92	\$41.89	\$50.96	\$63.93	\$112,160
53-7065	Stockers and Order Fillers	30,217	\$20.30	\$17.74	\$19.08	\$22.40	\$42,220
47-2022	Stonemasons	72	\$32.61	\$23.86	\$28.14	\$45.23	\$67,820
47-2221	Structural Iron and Steel Workers	1,417	\$42.26	\$33.09	\$47.21	\$49.25	\$87,890
51-2041	Structural Metal Fabricators and Fitters	840	\$26.78	\$22.88	\$25.70	\$30.53	\$55,710
21-1018	Substance abuse, behavioral disorder, and mental health counselors	7,122	\$29.06	\$22.67	\$27.72	\$33.16	\$60,450
25-3031	Substitute Teachers, Short-Term	4,602	\$25.39	\$22.77	\$24.73	\$27.43	\$52,800
53-4041	Subway and Streetcar Operators	156	\$36.05	\$37.90	\$37.90	\$37.90	\$74,990
29-1249	Surgeons, All Other	368	\$97.57	\$31.30	\$36.52	-	\$202,950
29-2055	Surgical Technologists	1,125	\$34.04	\$29.42	\$31.09	\$38.09	\$70,800
19-3022	Survey Researchers	247	\$34.56	\$24.80	\$35.13	\$38.10	\$71,890
17-3031	Surveying and Mapping Technicians	425	\$29.58	\$24.01	\$28.55	\$35.88	\$61,530

SOC code	Seattle-Tacoma-Bellevue, Washington MSA occupational title	Estimated employment	Average wage	Percentiles			Annual wage
				25th	50th	75th	
17-1022	Surveyors	411	\$43.38	\$36.71	\$41.25	\$49.66	\$90,240
43-2011	Switchboard Operators, Including Answering Service	324	\$20.09	\$18.27	\$18.98	\$22.24	\$41,780
51-6052	Tailors, Dressmakers, and Custom Sewers	349	\$19.39	\$17.18	\$17.71	\$22.74	\$40,330
47-2082	Tapers	1,615	\$39.01	\$30.59	\$36.64	\$47.54	\$81,130
13-2082	Tax Preparers	1,256	\$26.88	\$22.12	\$24.18	\$30.00	\$55,910
25-3099	Teachers and Instructors, All Other	611	-	-	-	-	\$65,470
25-9045	Teaching Assistants, Except Postsecondary	17,634	-	-	-	-	\$47,620
25-9044	Teaching Assistants, Postsecondary	488	-	-	-	-	\$43,750
27-3042	Technical Writers	1,099	\$51.45	\$37.00	\$47.87	\$61.92	\$107,010
49-2022	Telecommunications Equipment Installers and Repairers, Except Line Installers	1,931	\$33.52	\$28.51	\$33.58	\$38.36	\$69,730
49-9052	Telecommunications Line Installers and Repairers	539	\$27.97	\$19.57	\$27.42	\$36.05	\$58,180
41-9041	Telemarketers	309	\$20.78	\$16.19	\$17.98	\$24.18	\$43,210
43-3071	Tellers	4,363	\$22.36	\$18.33	\$21.90	\$23.01	\$46,510
51-6062	Textile Cutting Machine Setters, Operators, and Tenders	93	\$21.30	\$18.19	\$21.83	\$22.09	\$44,300
51-6063	Textile Knitting and Weaving Machine Setters, Operators, and Tenders	-	\$20.03	\$18.06	\$21.36	\$21.60	\$41,660
51-6099	Textile, Apparel, and Furnishings Workers, All Other	89	\$27.44	\$26.44	\$26.44	\$27.07	\$57,080
29-1129	Therapists, All Other	32	\$42.95	\$40.40	\$40.40	\$46.44	\$89,340
47-2044	Tile and Stone Setters	721	\$28.99	\$23.33	\$28.46	\$36.57	\$60,300
49-3093	Tire Repairers and Changers	1,185	\$19.14	\$17.40	\$18.13	\$21.07	\$39,810
23-2093	Title Examiners, Abstractors, and Searchers	479	\$31.47	\$23.84	\$28.51	\$37.82	\$65,450
51-4111	Tool and Die Makers	866	\$37.01	\$26.97	\$40.59	\$44.57	\$76,980
51-4194	Tool Grinders, Filers, and Sharpeners	111	\$40.16	\$30.75	\$43.03	\$51.67	\$83,520
39-7010	Tour and travel guides	683	\$23.62	\$17.80	\$20.63	\$28.56	\$49,130
53-6041	Traffic Technicians	17	\$42.92	\$38.58	\$43.60	\$44.87	\$89,270
11-3131	Training and Development Managers	453	\$72.86	\$51.02	\$66.72	\$81.46	\$151,540
13-1151	Training and Development Specialists	4,821	\$42.55	\$29.85	\$39.41	\$50.95	\$88,510
53-6051	Transportation Inspectors	296	\$57.80	\$53.79	\$63.15	\$63.15	\$120,220
53-6099	Transportation Workers, All Other	124	\$24.40	\$15.58	\$19.66	\$29.99	\$50,750
11-3071	Transportation, Storage, and Distribution Managers	1,820	\$61.01	\$48.18	\$59.53	\$71.67	\$126,890
53-1047	Transportation/ Material-Moving Supervisors/No Aircraft Cargo Handling Supervisors	8,682	\$33.51	\$25.31	\$31.65	\$38.57	\$69,690
41-3041	Travel Agents	-	\$26.66	\$22.18	\$28.14	\$30.82	\$55,450
37-3013	Tree Trimmers and Pruners	659	\$31.88	\$23.13	\$32.03	\$32.03	\$66,300
25-3041	Tutors	1,626	\$22.24	\$18.11	\$22.26	\$23.09	\$46,260
27-2023	Umpires, Referees, and Other Sports Officials	97	-	-	-	-	\$39,630
51-6093	Upholsterers	209	\$27.45	\$21.31	\$25.97	\$31.36	\$57,090
19-3051	Urban and Regional Planners	1,222	\$49.08	\$42.30	\$49.82	\$51.71	\$102,090
39-3031	Ushers, Lobby Attendants, and Ticket Takers	1,305	\$18.09	\$17.26	\$17.79	\$18.12	\$37,630
29-1131	Veterinarians	1,082	\$63.20	\$47.65	\$62.70	\$74.98	\$131,450
31-9096	Veterinary Assistants and Laboratory Animal Caretakers	2,224	\$19.43	\$17.99	\$18.44	\$20.69	\$40,410
29-2056	Veterinary Technologists and Technicians	1,374	\$25.88	\$23.35	\$24.51	\$28.21	\$53,830
35-3031	Waiters and Waitresses	23,401	\$23.47	\$16.49	\$18.16	\$29.34	\$48,810
51-8031	Water and Wastewater Treatment Plant and System Operators	652	\$38.73	\$32.53	\$38.44	\$44.80	\$80,570
15-1255	Web and Digital Interface Designers	6,118	\$58.53	\$40.19	\$56.02	\$73.71	\$121,750
15-1254	Web Developers	5,229	\$68.36	\$48.89	\$76.96	\$85.96	\$142,200

SOC code	Seattle-Tacoma-Bellevue, Washington MSA occupational title	Estimated employment	Average wage	Percentiles			Annual wage
				25th	50th	75th	
43-5111	Weighers, Measurers, Checkers, and Samplers, Recordkeeping	320	\$23.17	\$17.81	\$24.43	\$26.48	\$48,190
51-4121	Welders, Cutters, Solderers, and Brazers	2,771	\$30.22	\$24.65	\$28.71	\$34.22	\$62,860
51-4122	Welding, Soldering, and Brazing Machine Setters, Operators, and Tenders	22	\$22.11	\$17.60	\$19.26	\$24.55	\$45,980
51-7099	Woodworkers, All Other	15	\$25.78	\$18.55	\$27.14	\$27.14	\$53,610
51-7042	Woodworking Machine Setters, Operators, and Tenders, Except Sawing	599	\$21.51	\$18.49	\$21.08	\$23.44	\$44,750
43-9022	Word Processors and Typists	75	\$24.07	\$19.72	\$22.36	\$25.42	\$50,060
27-3043	Writers and Authors	872	\$43.33	\$32.23	\$41.60	\$52.30	\$90,120
19-1023	Zoologists and Wildlife Biologists	1,198	\$41.40	\$31.05	\$37.61	\$47.92	\$86,110

Spokane-Spokane Valley, Washington MSA
2023 Occupational Employment
and Wage Estimates
Includes Pend Oreille, Spokane and Stevens counties



SOC code	Spokane-Spokane Valley, Washington MSA occupational title	Estimated employment	Average wage	Percentiles			Annual wage
				25th	50th	75th	
13-2011	Accountants and Auditors	2,183	\$39.12	\$29.43	\$36.12	\$44.30	\$81,360
11-3012	Administrative Services Managers	100	\$53.80	\$41.78	\$51.61	\$64.05	\$111,900
25-3011	Adult Basic, Adult Secondary Education, & English as a Second Language Instructors	126	\$24.82	\$21.17	\$28.27	\$28.29	\$51,630
11-2011	Advertising and Promotions Managers	12	\$51.99	\$41.78	\$45.48	\$59.53	\$108,150
41-3011	Advertising Sales Agents	214	\$31.52	\$17.61	\$27.91	\$42.36	\$65,550
17-2011	Aerospace Engineers	48	\$55.76	\$49.58	\$57.13	\$57.48	\$115,980
13-1011	Agents and Business Managers of Artists, Performers, and Athletes	19	\$52.47	\$33.30	\$52.42	\$68.16	\$109,130
53-1041	Aircraft Cargo Handling Supervisors	16	\$29.05	\$20.97	\$35.32	\$36.38	\$60,430
49-3011	Aircraft Mechanics and Service Technicians	154	\$31.81	\$26.89	\$29.80	\$37.29	\$66,160
39-3091	Amusement and Recreation Attendants	488	\$15.55	\$14.62	\$15.58	\$16.25	\$32,340
39-2021	Animal Caretakers	447	\$17.29	\$14.55	\$15.67	\$16.89	\$35,960
33-9011	Animal Control Workers	19	\$19.34	\$15.01	\$18.88	\$23.42	\$40,230
39-2011	Animal Trainers	32	\$20.17	\$15.93	\$21.11	\$22.71	\$41,950
23-1022	Arbitrators, Mediators, and Conciliators	18	\$53.04	\$25.97	\$54.55	\$80.73	\$110,320
17-1011	Architects, Except Landscape and Naval	155	\$36.89	\$29.75	\$36.54	\$45.37	\$76,720
17-3011	Architectural and Civil Drafters	173	\$28.24	\$23.34	\$28.22	\$31.42	\$58,750
11-9041	Architectural and Engineering Managers	186	\$71.56	\$63.46	\$69.52	\$79.70	\$148,840
25-4011	Archivists	30	\$28.92	\$25.37	\$28.91	\$31.58	\$60,150
27-1011	Art Directors	43	\$37.68	\$32.63	\$33.85	\$40.62	\$78,370
29-9091	Athletic Trainers	27	-	-	-	-	\$50,700
27-4011	Audio and Video Technicians	112	\$30.94	\$18.44	\$28.26	\$37.50	\$64,360
29-1181	Audiologists	21	\$42.48	\$36.83	\$46.25	\$46.25	\$88,360
53-6031	Automotive and Watercraft Service Attendants	293	\$16.59	\$15.21	\$16.22	\$17.00	\$34,520
49-3021	Automotive Body and Related Repairers	256	\$24.61	\$18.36	\$22.41	\$28.56	\$51,200
49-3022	Automotive Glass Installers and Repairers	65	\$25.03	\$17.74	\$22.26	\$35.46	\$52,050
49-3023	Automotive Service Technicians and Mechanics	1,235	\$25.17	\$18.60	\$23.04	\$29.65	\$52,340
49-2091	Avionics Technicians	18	\$23.89	\$20.77	\$24.17	\$27.95	\$49,690
51-3011	Bakers	442	\$18.04	\$16.15	\$17.43	\$18.54	\$37,530
35-3011	Bartenders	988	\$20.63	\$14.59	\$16.66	\$24.23	\$42,910
43-3011	Bill and Account Collectors	202	\$20.52	\$14.85	\$18.71	\$23.00	\$42,670
43-3021	Billing and Posting Clerks	1,155	\$20.80	\$17.69	\$20.34	\$22.81	\$43,260
19-1029	Biological Scientists, All Other	41	\$38.62	\$31.83	\$39.42	\$44.51	\$80,330
19-4021	Biological Technicians	182	\$24.80	\$19.24	\$23.48	\$29.99	\$51,590
47-2011	Boilermakers	14	\$32.28	\$26.73	\$32.01	\$36.17	\$67,140
43-3031	Bookkeeping, Accounting, and Auditing Clerks	2,762	\$22.91	\$19.02	\$22.24	\$24.71	\$47,650
47-2021	Brickmasons and Blockmasons	76	\$32.32	\$26.76	\$33.95	\$37.76	\$67,230
27-4012	Broadcast Technicians	32	\$24.78	\$14.63	\$21.64	\$30.17	\$51,550
43-4011	Brokerage Clerks	59	\$25.80	\$22.79	\$23.13	\$28.50	\$53,670
13-2031	Budget Analysts	46	\$37.39	\$30.81	\$37.41	\$41.97	\$77,780

SOC code	Spokane-Spokane Valley, Washington MSA occupational title	Estimated employment	Average wage	Percentiles			Annual wage
				25th	50th	75th	
49-3031	Bus and Truck Mechanics and Diesel Engine Specialists	582	\$27.86	\$22.95	\$27.95	\$31.27	\$57,950
53-3051	Bus Drivers, School	660	\$21.62	\$19.33	\$22.75	\$23.29	\$44,960
53-3052	Bus Drivers, Transit and Intercity	394	\$26.48	\$25.05	\$28.01	\$30.22	\$55,070
13-1199	Business Operations Specialists, All Other	2,402	\$34.77	\$23.53	\$31.83	\$41.09	\$72,320
25-1011	Business Teachers, Postsecondary	169	-	-	-	-	\$82,750
51-3021	Butchers and Meat Cutters	239	\$21.08	\$17.62	\$22.03	\$22.97	\$43,850
13-1020	Buyers and Purchasing Agents	866	\$31.56	\$24.29	\$29.66	\$37.20	\$65,640
51-7011	Cabinetmakers and Bench Carpenters	219	\$19.65	\$17.41	\$18.96	\$22.36	\$40,870
27-4031	Camera Operators, Television, Video, and Film	58	\$34.13	\$19.52	\$31.54	\$51.26	\$70,990
29-2031	Cardiovascular Technologists and Technicians	173	\$37.85	\$24.38	\$41.24	\$53.22	\$78,730
25-2023	Career/Technical Education Teachers, Middle School	59	-	-	-	-	\$81,380
25-1194	Career/Technical Education Teachers, Postsecondary	263	\$27.68	\$21.76	\$28.23	\$28.84	\$57,580
25-2032	Career/Technical Education Teachers, Secondary School	248	-	-	-	-	\$84,380
43-5011	Cargo and Freight Agents	43	\$23.05	\$17.51	\$22.37	\$29.56	\$47,950
47-2031	Carpenters	1,834	\$29.34	\$22.39	\$27.71	\$33.81	\$61,030
17-1021	Cartographers and Photogrammetrists	41	\$40.14	\$33.30	\$37.70	\$47.68	\$83,500
41-2011	Cashiers	4,017	\$16.34	\$14.64	\$15.28	\$16.95	\$33,980
47-2051	Cement Masons and Concrete Finishers	541	\$30.83	\$23.22	\$29.37	\$34.80	\$64,130
35-1011	Chefs and Head Cooks	240	\$27.33	\$20.67	\$26.51	\$29.84	\$56,850
19-4031	Chemical Technicians	-	\$28.14	\$24.10	\$30.42	\$30.42	\$58,540
19-2031	Chemists	35	\$37.35	\$26.87	\$38.99	\$42.92	\$77,690
11-1011	Chief Executives	209	\$133.53	\$74.96	\$103.96	-	\$277,750
21-1021	Child, Family, and School Social Workers	876	\$28.36	\$21.82	\$28.69	\$34.11	\$59,000
39-9011	Childcare Workers	347	\$16.54	\$14.92	\$15.68	\$17.04	\$34,400
29-1011	Chiropractors	57	\$41.83	\$24.42	\$32.23	\$49.78	\$87,000
17-3022	Civil Engineering Technologists and Technicians	171	\$32.53	\$25.10	\$31.69	\$37.20	\$67,660
17-2051	Civil Engineers	622	\$42.52	\$36.03	\$39.58	\$47.76	\$88,450
13-1031	Claims Adjusters, Examiners, and Investigators	554	\$32.60	\$23.60	\$31.34	\$38.19	\$67,800
53-7061	Cleaners of Vehicles and Equipment	623	\$17.35	\$14.97	\$16.54	\$18.70	\$36,090
21-2011	Clergy	79	\$30.91	\$26.92	\$30.63	\$36.29	\$64,290
19-3033	Clinical and Counseling Psychologists	117	\$54.78	\$43.51	\$50.66	\$57.79	\$113,940
29-2010	Clinical Laboratory Technologists and Technicians	925	\$29.32	\$19.52	\$28.09	\$37.58	\$60,980
27-2022	Coaches and Scouts	915	-	-	-	-	\$47,060
51-9124	Coating, Painting, and Spraying Machine Setters, Operators, and Tenders	387	\$21.71	\$17.42	\$18.45	\$24.36	\$45,150
49-9091	Coin, Vending, and Amusement Machine Servicers and Repairers	49	\$22.41	\$21.48	\$21.48	\$22.57	\$46,600
27-1021	Commercial and Industrial Designers	17	\$39.79	\$33.87	\$37.55	\$45.84	\$82,760
53-2012	Commercial Pilots	82	-	-	-	-	\$90,840
21-1099	Community and Social Service Specialists, All Other	194	\$28.33	\$17.61	\$26.10	\$38.36	\$58,930
21-1094	Community Health Workers	169	\$20.96	\$16.45	\$19.20	\$23.55	\$43,600
13-1141	Compensation, Benefits, and Job Analysis Specialists	88	\$39.10	\$29.99	\$38.22	\$45.12	\$81,320
13-1041	Compliance Officers	650	\$35.00	\$26.90	\$32.48	\$40.22	\$72,800
11-3021	Computer and Information Systems Managers	457	\$74.57	\$59.86	\$73.01	\$84.23	\$155,100
17-2061	Computer Hardware Engineers	75	-	-	-	-	-
15-1241	Computer Network Architects	126	\$58.42	\$46.04	\$54.33	\$72.41	\$121,510
15-1231	Computer Network Support Specialists	178	\$33.58	\$24.52	\$30.97	\$41.91	\$69,850

SOC code	Spokane-Spokane Valley, Washington MSA occupational title	Estimated employment	Average wage	Percentiles			Annual wage
				25th	50th	75th	
51-9161	Computer Numerically Controlled Tool Operators	106	\$24.27	\$19.52	\$24.53	\$24.53	\$50,480
51-9162	Computer Numerically Controlled Tool Programmers	69	\$31.39	\$24.65	\$30.33	\$35.52	\$65,280
15-1299	Computer Occupations, All Other	636	\$44.19	\$29.01	\$40.29	\$54.25	\$91,910
15-1251	Computer Programmers	69	\$39.28	\$27.88	\$36.51	\$42.04	\$81,710
15-1211	Computer Systems Analysts	542	\$47.76	\$37.63	\$47.51	\$56.26	\$99,330
15-1232	Computer User Support Specialists	1,104	\$28.30	\$21.77	\$27.81	\$32.59	\$58,860
49-2011	Computer, Automated Teller, and Office Machine Repairers	144	\$22.02	\$17.51	\$21.60	\$23.25	\$45,800
39-6012	Concierges	69	\$16.87	\$15.01	\$17.92	\$17.92	\$35,080
19-1031	Conservation Scientists	50	\$35.00	\$31.69	\$34.11	\$36.04	\$72,790
47-4011	Construction and Building Inspectors	209	\$36.22	\$31.37	\$37.32	\$40.39	\$75,330
47-2061	Construction Laborers	2,111	\$24.14	\$18.18	\$22.19	\$28.94	\$50,210
11-9021	Construction Managers	488	\$49.53	\$37.72	\$47.73	\$59.03	\$103,030
49-9012	Control and Valve Installers and Repairers, Except Mechanical Door	47	-	-	-	-	-
35-2011	Cooks, Fast Food	710	\$16.24	\$14.86	\$16.06	\$17.39	\$33,780
35-2012	Cooks, Institution and Cafeteria	764	\$19.42	\$17.28	\$18.83	\$21.17	\$40,400
35-2014	Cooks, Restaurant	2,217	\$18.14	\$16.68	\$17.45	\$18.57	\$37,720
35-2015	Cooks, Short Order	146	\$17.48	\$15.05	\$17.07	\$18.06	\$36,360
33-3012	Correctional Officers and Jailers	566	\$29.13	\$27.04	\$30.20	\$31.17	\$60,580
13-1051	Cost Estimators	559	\$37.62	\$29.07	\$37.89	\$43.51	\$78,250
41-2021	Counter and Rental Clerks	988	\$18.62	\$15.25	\$17.22	\$21.15	\$38,740
43-5021	Couriers and Messengers	79	\$18.62	\$16.93	\$17.09	\$20.41	\$38,720
43-4031	Court, Municipal, and License Clerks	280	\$24.94	\$19.52	\$25.07	\$30.10	\$51,870
53-7021	Crane and Tower Operators	103	\$35.60	\$31.13	\$35.17	\$38.30	\$74,050
13-2041	Credit Analysts	147	\$39.11	\$29.94	\$36.83	\$45.57	\$81,350
43-4041	Credit Authorizers, Checkers, and Clerks	18	\$22.32	\$20.33	\$22.45	\$25.37	\$46,420
13-2071	Credit Counselors	28	\$23.16	\$20.81	\$23.55	\$24.90	\$48,180
33-9091	Crossing Guards and Flaggers	383	\$26.21	\$20.63	\$25.94	\$27.10	\$54,520
51-9021	Crushing, Grinding, and Polishing Machine Setters, Operators, and Tenders	14	\$23.14	\$19.64	\$22.87	\$26.89	\$48,120
43-4051	Customer Service Representatives	3,543	\$19.71	\$16.53	\$18.20	\$21.86	\$40,990
51-9032	Cutting and Slicing Machine Setters, Operators, and Tenders	65	\$22.40	\$18.89	\$23.18	\$25.53	\$46,600
51-4031	Cutting, Punching, & Press Machine Setters, Operators, & Tenders, Metal & Plastic	299	\$21.26	\$18.62	\$20.11	\$23.29	\$44,230
43-9021	Data Entry Keyers	221	\$17.73	\$14.89	\$15.65	\$18.51	\$36,880
15-2051	Data Scientists	99	\$63.52	\$43.36	\$61.76	\$76.59	\$132,120
15-1242	Database Administrators	76	\$41.29	\$29.42	\$38.74	\$51.82	\$85,890
15-1243	Database Architects	72	\$59.06	\$46.80	\$58.62	\$72.36	\$122,850
31-9091	Dental Assistants	970	\$21.58	\$17.92	\$22.16	\$22.93	\$44,890
29-1292	Dental Hygienists	545	\$45.52	\$42.65	\$45.09	\$48.18	\$94,680
51-9081	Dental Laboratory Technicians	95	\$23.12	\$18.25	\$22.67	\$25.01	\$48,100
29-1021	Dentists, General	280	\$139.84	\$77.23	\$101.15	-	\$290,860
27-1029	Designers, All Other	35	\$26.64	\$20.00	\$24.06	\$29.66	\$55,410
29-2032	Diagnostic Medical Sonographers	112	\$47.09	\$42.38	\$47.68	\$51.73	\$97,950
29-2051	Dietetic Technicians	18	-	-	-	-	-
29-1031	Dietitians and Nutritionists	134	\$32.79	\$29.84	\$31.69	\$37.38	\$68,200
35-9011	Dining Room and Cafeteria Attendants and Bartender Helpers	394	\$15.66	\$14.49	\$14.57	\$16.15	\$32,570

SOC code	Spokane-Spokane Valley, Washington MSA occupational title	Estimated employment	Average wage	Percentiles			Annual wage
				25th	50th	75th	
21-2021	Directors, Religious Activities and Education	29	\$26.58	\$18.26	\$25.30	\$27.03	\$55,280
35-9021	Dishwashers	866	\$16.10	\$14.49	\$15.20	\$16.77	\$33,500
43-5032	Dispatchers, Except Police, Fire, and Ambulance	405	\$24.34	\$18.28	\$24.36	\$29.03	\$50,620
17-3019	Drafters, All Other	-	\$24.65	\$19.24	\$22.68	\$23.50	\$51,270
53-3031	Driver/Sales Workers	929	\$20.67	\$15.76	\$17.47	\$26.43	\$42,990
47-2081	Drywall and Ceiling Tile Installers	174	\$28.73	\$23.35	\$28.78	\$30.29	\$59,760
47-5023	Earth Drillers, Except Oil and Gas	42	\$27.95	\$22.64	\$26.60	\$29.86	\$58,140
27-3041	Editors	97	\$32.09	\$22.42	\$28.12	\$36.32	\$66,750
11-9039	Education Administrators, All Other	56	\$43.82	\$29.84	\$40.69	\$55.95	\$91,150
11-9032	Education Administrators, Kindergarten through Secondary	392	-	-	-	-	\$126,640
11-9033	Education Administrators, Postsecondary	218	\$58.33	\$36.37	\$46.23	\$63.41	\$121,320
11-9031	Education and Childcare Administrators, Preschool and Daycare	105	\$26.31	\$19.36	\$23.23	\$28.22	\$54,720
25-9099	Educational Instruction and Library Workers, All Other	159	\$24.87	\$19.32	\$22.94	\$30.45	\$51,740
21-1012	Educational, Guidance, and Career Counselors and Advisors	470	\$34.39	\$25.02	\$32.11	\$43.62	\$71,530
49-2092	Electric Motor, Power Tool, and Related Repairers	60	\$25.77	\$21.09	\$27.72	\$28.47	\$53,610
17-3023	Electrical and Electronic Engineering Technologists and Technicians	194	\$31.57	\$25.79	\$32.93	\$37.15	\$65,660
17-3012	Electrical and Electronics Drafters	49	\$33.62	\$29.99	\$31.00	\$38.92	\$69,930
49-2094	Electrical and Electronics Repairers, Commercial and Industrial Equipment	63	\$42.71	\$29.65	\$36.73	\$62.28	\$88,830
49-2095	Electrical and Electronics Repairers, Powerhouse, Substation, and Relay	26	\$50.15	\$39.94	\$59.16	\$59.16	\$104,320
17-2071	Electrical Engineers	350	\$55.05	\$44.31	\$55.06	\$67.30	\$114,510
49-9051	Electrical Power-Line Installers and Repairers	209	\$48.55	\$40.63	\$52.20	\$56.31	\$100,980
51-2028	Electrical/Electronic/Electromechanical Assemblers Only	480	\$19.69	\$17.49	\$18.28	\$21.94	\$40,950
47-2111	Electricians	1,166	\$36.56	\$27.44	\$35.89	\$45.01	\$76,040
17-2072	Electronics Engineers, Except Computer	64	\$45.93	\$38.07	\$43.30	\$55.12	\$95,530
25-2021	Elementary School Teachers, Except Special Education	2,464	-	-	-	-	\$80,860
47-4021	Elevator and Escalator Installers and Repairers	73	\$51.32	\$46.04	\$58.49	\$64.24	\$106,750
43-4061	Eligibility Interviewers, Government Programs	527	\$24.35	\$20.86	\$23.43	\$28.69	\$50,650
29-2042	Emergency Medical Technicians	364	\$19.07	\$17.70	\$17.70	\$19.47	\$39,670
51-2031	Engine and Other Machine Assemblers	70	\$26.17	\$22.73	\$27.43	\$28.58	\$54,430
17-3029	Engineering Technologists and Technicians, Except Drafters, All Other	68	\$31.70	\$24.25	\$31.65	\$37.13	\$65,940
17-2199	Engineers, All Other	81	\$47.80	\$38.12	\$46.79	\$59.48	\$99,430
11-9072	Entertainment and Recreation Managers, Except Gambling	33	\$46.44	\$31.28	\$46.05	\$56.90	\$96,590
39-1014	Entertainment and Recreation Workers Supervisors, Except Gambling Services	105	\$23.97	\$18.06	\$21.46	\$29.11	\$49,860
17-2081	Environmental Engineers	65	\$47.03	\$39.85	\$47.05	\$50.66	\$97,820
19-4042	Environmental Science and Protection Technicians, Including Health	15	\$27.32	\$22.42	\$23.32	\$38.73	\$56,830
19-2041	Environmental Scientists and Specialists, Including Health	181	\$38.34	\$30.63	\$34.97	\$39.75	\$79,750
19-1041	Epidemiologists	23	\$45.55	\$37.56	\$42.61	\$54.40	\$94,740
47-5022	Excavating and Loading Machine and Dragline Operators, Surface Mining	27	\$30.29	\$24.32	\$27.64	\$28.52	\$63,010
43-6011	Executive Secretaries and Executive Administrative Assistants	480	\$29.95	\$25.11	\$29.99	\$34.21	\$62,290
39-9031	Exercise Trainers and Group Fitness Instructors	686	\$20.55	\$14.82	\$18.95	\$22.92	\$42,740
51-9041	Extruding/Forming Machine Setters/Operators/Tenders, Synthetic/Glass	53	\$21.13	\$18.90	\$19.87	\$23.42	\$43,940
11-3013	Facilities Managers	115	\$48.56	\$36.89	\$47.24	\$60.63	\$101,000
29-1215	Family Medicine Physicians	47	-	-	-	-	-
45-2092	Farmworkers and Laborers, Crop, Nursery, and Greenhouse	169	\$17.05	\$15.08	\$16.28	\$17.84	\$35,470

SOC code	Spokane-Spokane Valley, Washington MSA occupational title	Estimated employment	Average wage	Percentiles			Annual wage
				25th	50th	75th	
45-2093	Farmworkers, Farm, Ranch, and Aquacultural Animals	43	\$18.38	\$14.49	\$16.64	\$22.11	\$38,220
35-3023	Fast Food and Counter Workers	7,805	\$15.64	\$14.49	\$14.86	\$16.45	\$32,540
51-2051	Fiberglass Laminators and Fabricators	118	\$18.63	\$17.09	\$17.97	\$21.09	\$38,750
43-4071	File Clerks	55	\$19.94	\$17.31	\$19.14	\$20.98	\$41,480
27-4032	Film and Video Editors	23	\$27.43	\$20.89	\$24.76	\$29.98	\$57,060
13-2051	Financial and Investment Analysts	216	\$37.21	\$29.78	\$36.83	\$43.02	\$77,390
43-3099	Financial Clerks, All Other	39	\$21.75	\$17.95	\$20.07	\$23.77	\$45,250
13-2061	Financial Examiners	-	\$30.38	\$23.95	\$23.95	\$36.54	\$63,180
11-3031	Financial Managers	711	\$71.52	\$51.43	\$63.97	\$85.12	\$148,760
13-2054	Financial Risk Specialists	47	\$42.89	\$34.63	\$39.61	\$50.08	\$89,220
13-2099	Financial Specialists, All Other	250	\$34.16	\$24.48	\$27.60	\$38.06	\$71,060
33-2011	Firefighters	730	\$32.07	\$20.40	\$37.38	\$37.60	\$66,700
47-1011	First-Line Supervisors of Construction Trades and Extraction Workers	1,369	\$40.24	\$30.40	\$37.75	\$47.31	\$83,690
33-1011	First-Line Supervisors of Correctional Officers	120	\$39.82	\$35.01	\$38.60	\$41.34	\$82,820
45-1011	First-Line Supervisors of Farming, Fishing, and Forestry Workers	53	\$26.86	\$20.35	\$26.69	\$31.87	\$55,870
33-1021	First-Line Supervisors of Firefighting and Prevention Workers	342	\$47.81	\$45.06	\$45.85	\$52.31	\$99,450
35-1012	First-Line Supervisors of Food Preparation and Serving Workers	2,549	\$20.91	\$17.26	\$18.51	\$23.32	\$43,500
37-1011	First-Line Supervisors of Housekeeping and Janitorial Workers	289	\$24.74	\$17.71	\$23.67	\$30.41	\$51,460
37-1012	First-Line Supervisors of Landscaping, Lawn Service, and Groundskeeping Workers	189	\$31.77	\$22.92	\$29.48	\$39.71	\$66,080
49-1011	First-Line Supervisors of Mechanics, Installers, and Repairers	983	\$37.72	\$28.99	\$37.10	\$44.12	\$78,460
41-1012	First-Line Supervisors of Non-Retail Sales Workers	559	\$38.76	\$24.63	\$32.91	\$44.53	\$80,620
43-1011	First-Line Supervisors of Office and Administrative Support Workers	2,248	\$32.06	\$24.64	\$29.71	\$36.85	\$66,680
39-1022	First-Line Supervisors of Personal Service Workers	126	\$26.83	\$21.57	\$25.13	\$29.79	\$55,800
33-1012	First-Line Supervisors of Police and Detectives	231	\$55.64	\$49.63	\$55.95	\$59.86	\$115,730
51-1011	First-Line Supervisors of Production and Operating Workers	1,300	\$32.22	\$24.84	\$30.28	\$37.11	\$67,020
33-1099	First-Line Supervisors of Protective Service Workers, All Other	67	\$31.91	\$26.84	\$30.05	\$35.01	\$66,370
41-1011	First-Line Supervisors of Retail Sales Workers	2,315	\$24.26	\$18.34	\$22.33	\$28.40	\$50,450
33-1091	First-Line Supervisors of Security Workers	151	\$23.33	\$15.07	\$21.72	\$28.63	\$48,520
27-1023	Floral Designers	81	\$17.51	\$16.51	\$17.03	\$18.79	\$36,420
51-3091	Food and Tobacco Roasting, Baking, and Drying Machine Operators and Tenders	34	\$18.55	\$16.71	\$18.30	\$19.43	\$38,580
51-3092	Food Batchmakers	216	\$18.82	\$15.54	\$17.00	\$22.26	\$39,140
35-9099	Food Preparation and Serving Related Workers, All Other	120	\$17.42	\$14.49	\$18.10	\$18.10	\$36,240
35-2021	Food Preparation Workers	1,245	\$16.84	\$14.86	\$16.68	\$17.28	\$35,020
35-3041	Food Servers, Nonrestaurant	690	\$17.81	\$15.13	\$16.01	\$17.66	\$37,050
11-9051	Food Service Managers	155	\$40.16	\$29.01	\$35.68	\$52.10	\$83,530
19-4092	Forensic Science Technicians	28	\$31.93	\$27.53	\$32.93	\$34.71	\$66,420
19-4071	Forest and Conservation Technicians	109	\$22.10	\$15.97	\$21.50	\$26.20	\$45,980
19-1032	Foresters	41	\$34.60	\$28.69	\$31.83	\$39.71	\$71,960
13-1131	Fundraisers	166	\$29.65	\$22.18	\$27.93	\$34.65	\$61,680
11-2033	Fundraising Managers	36	\$53.33	\$38.02	\$50.14	\$63.84	\$110,920
39-4021	Funeral Attendants	17	\$15.57	\$15.20	\$15.20	\$15.21	\$32,380
51-9051	Furnace, Kiln, Oven, Drier, and Kettle Operators and Tenders	58	\$23.30	\$18.27	\$24.18	\$26.84	\$48,460
51-7021	Furniture Finishers	86	\$17.65	\$15.37	\$16.63	\$17.67	\$36,710
11-1021	General and Operations Managers	3,754	\$63.35	\$36.84	\$49.74	\$74.88	\$131,770

SOC code	Spokane-Spokane Valley, Washington MSA occupational title	Estimated employment	Average wage	Percentiles			Annual wage
				25th	50th	75th	
29-9092	Genetic Counselors	18	\$36.68	\$37.27	\$37.87	\$37.87	\$76,290
19-2042	Geoscientists, Except Hydrologists and Geographers	27	\$41.37	\$28.50	\$37.13	\$49.60	\$86,050
47-2121	Glaziers	126	\$31.47	\$22.36	\$27.84	\$40.59	\$65,450
27-1024	Graphic Designers	300	\$26.60	\$20.60	\$23.19	\$31.13	\$55,340
51-4033	Grind/Lap/Polish/Buf. Mach. Tool Setters, Oprs, & Tenders, Metal & Plastic	281	\$19.11	\$17.22	\$18.08	\$21.62	\$39,740
37-3019	Grounds Maintenance Workers, All Other	27	\$20.87	\$15.83	\$18.74	\$23.34	\$43,420
39-5012	Hairdressers, Hairstylists, and Cosmetologists	542	\$21.86	\$17.76	\$21.48	\$24.66	\$45,470
47-4041	Hazardous Materials Removal Workers	94	\$24.13	\$17.55	\$20.87	\$22.77	\$50,200
17-2111	Health and Safety Engineers, Except Mining Safety Engineers and Inspectors	17	\$50.98	\$43.33	\$55.57	\$55.57	\$106,040
21-1091	Health Education Specialists	107	\$32.71	\$29.16	\$29.84	\$35.35	\$68,040
29-9021	Health Information Technologists and Medical Registrars	102	\$32.20	\$16.69	\$24.52	\$41.19	\$66,980
29-2099	Health Technologists and Technicians, All Other	322	\$26.58	\$18.20	\$22.99	\$31.68	\$55,280
29-1299	Healthcare Diagnosing or Treating Practitioners, All Other	76	\$45.99	\$31.80	\$39.42	\$48.83	\$95,660
29-9099	Healthcare Practitioners and Technical Workers, All Other	25	\$38.50	\$20.21	\$34.88	\$53.23	\$80,080
21-1022	Healthcare Social Workers	373	\$30.80	\$23.83	\$30.60	\$36.89	\$64,070
31-9099	Healthcare Support Workers, All Other	312	\$21.73	\$17.35	\$21.02	\$23.63	\$45,210
49-9021	Heating, Air Conditioning, and Refrigeration Mechanics and Installers	574	\$28.26	\$22.02	\$28.68	\$31.84	\$58,780
53-3032	Heavy and Tractor-Trailer Truck Drivers	3,469	\$26.83	\$23.28	\$26.54	\$29.48	\$55,800
47-3011	Helpers--Brickmasons, Blockmasons, Stonemasons, and Tile and Marble Setters	34	\$26.23	\$18.77	\$30.16	\$30.21	\$54,550
47-5081	Helpers--Extraction Workers	17	\$22.29	\$22.33	\$22.33	\$22.33	\$46,360
49-9098	Helpers--Installation, Maintenance, and Repair Workers	97	\$18.37	\$14.76	\$17.30	\$20.00	\$38,200
47-3014	Helpers--Painters, Paperhangers, Plasterers, and Stucco Masons	47	\$17.99	\$18.00	\$18.39	\$18.69	\$37,430
47-3015	Helpers--Pipelayers, Plumbers, Pipefitters, and Steamfitters	83	\$21.66	\$15.40	\$22.03	\$29.12	\$45,050
51-9198	Helpers--Production Workers	183	\$17.77	\$16.27	\$17.50	\$18.29	\$36,970
47-4051	Highway Maintenance Workers	301	\$26.44	\$24.54	\$25.37	\$29.23	\$55,000
49-9031	Home Appliance Repairers	73	\$21.78	\$18.22	\$21.42	\$24.25	\$45,310
31-1120	Home Health and Personal Care Aides	10,322	\$17.58	\$16.24	\$17.54	\$18.48	\$36,560
35-9031	Hosts and Hostesses, Restaurant, Lounge, and Coffee Shop	519	\$15.99	\$14.49	\$14.94	\$16.37	\$33,260
43-4081	Hotel, Motel, and Resort Desk Clerks	405	\$16.12	\$14.58	\$15.89	\$17.05	\$33,540
43-4161	Human Resources Assistants, Except Payroll and Timekeeping	244	\$22.44	\$19.67	\$22.11	\$24.23	\$46,680
11-3121	Human Resources Managers	201	\$66.41	\$48.99	\$61.59	\$73.01	\$138,130
13-1071	Human Resources Specialists	1,348	\$35.79	\$24.99	\$30.89	\$40.87	\$74,430
19-2043	Hydrologists	34	\$44.25	\$37.69	\$44.20	\$47.34	\$92,030
17-3026	Industrial Engineering Technologists and Technicians	34	\$29.98	\$24.83	\$29.43	\$33.30	\$62,350
17-2112	Industrial Engineers	236	\$44.17	\$36.09	\$40.70	\$51.80	\$91,870
49-9041	Industrial Machinery Mechanics	619	\$29.52	\$23.56	\$28.80	\$33.10	\$61,400
11-3051	Industrial Production Managers	195	\$57.08	\$45.46	\$52.88	\$63.24	\$118,720
53-7051	Industrial Truck and Tractor Operators	1,510	\$21.04	\$17.72	\$21.33	\$21.33	\$43,770
43-4199	Information and Record Clerks, All Other	347	\$20.26	\$18.05	\$19.41	\$22.69	\$42,140
15-1212	Information Security Analysts	113	\$53.68	\$40.23	\$48.60	\$57.85	\$111,660
51-9061	Inspectors, Testers, Sorters, Samplers, and Weighers	688	\$24.76	\$18.63	\$23.80	\$30.67	\$51,500
49-9099	Installation, Maintenance, and Repair Workers, All Other	165	\$21.43	\$17.65	\$20.62	\$22.36	\$44,580
25-9031	Instructional Coordinators	228	\$35.32	\$26.44	\$31.74	\$48.22	\$73,460
43-9041	Insurance Claims and Policy Processing Clerks	297	\$23.85	\$18.77	\$22.44	\$26.84	\$49,610

SOC code	Spokane-Spokane Valley, Washington MSA occupational title	Estimated employment	Average wage	Percentiles			Annual wage
				25th	50th	75th	
41-3021	Insurance Sales Agents	1,284	\$29.56	\$19.95	\$26.13	\$34.64	\$61,490
13-2053	Insurance Underwriters	205	\$42.99	\$28.28	\$37.72	\$49.58	\$89,420
27-1025	Interior Designers	107	\$28.27	\$22.66	\$27.40	\$35.06	\$58,810
27-3091	Interpreters and Translators	17	\$29.06	\$19.82	\$25.13	\$36.21	\$60,430
43-4111	Interviewers, Except Eligibility and Loan	255	\$20.66	\$18.17	\$20.22	\$23.15	\$42,980
37-2011	Janitors and Cleaners, Except Maids and Housekeeping Cleaners	3,796	\$18.14	\$15.03	\$16.82	\$19.80	\$37,740
51-9071	Jewelers and Precious Stone and Metal Workers	42	\$25.85	\$21.12	\$22.44	\$29.67	\$53,770
23-1023	Judges, Magistrate Judges, and Magistrates	56	\$70.95	\$47.99	\$55.93	\$100.62	\$147,570
25-2012	Kindergarten Teachers, Except Special Education	362	-	-	-	-	\$75,700
13-1075	Labor Relations Specialists	198	\$38.41	\$28.64	\$33.91	\$47.75	\$79,890
53-7062	Laborers and Freight, Stock, and Material Movers, Hand	4,602	\$18.93	\$16.31	\$17.99	\$21.03	\$39,370
17-1012	Landscape Architects	32	\$32.81	\$26.78	\$32.55	\$36.64	\$68,250
37-3011	Landscaping and Groundskeeping Workers	1,761	\$20.16	\$17.02	\$18.04	\$21.91	\$41,920
51-6011	Laundry and Dry-Cleaning Workers	299	\$16.04	\$14.80	\$15.57	\$16.69	\$33,370
23-1011	Lawyers	813	\$58.60	\$39.99	\$51.36	\$69.30	\$121,880
43-6012	Legal Secretaries and Administrative Assistants	235	\$23.75	\$19.47	\$22.50	\$27.56	\$49,400
23-2099	Legal Support Workers, All Other	114	\$28.79	\$21.78	\$27.96	\$30.49	\$59,870
11-1031	Legislators	69	-	-	-	-	\$108,630
25-4022	Librarians and Media Collections Specialists	114	\$34.51	\$28.43	\$30.99	\$44.88	\$71,780
43-4121	Library Assistants, Clerical	198	\$18.28	\$14.88	\$19.17	\$19.42	\$38,030
25-4031	Library Technicians	47	\$21.61	\$18.18	\$20.37	\$22.81	\$44,960
29-2061	Licensed Practical and Licensed Vocational Nurses	569	\$31.27	\$28.77	\$30.98	\$34.83	\$65,050
19-4099	Life, Physical, and Social Science Technicians, All Other	51	\$25.97	\$18.69	\$22.75	\$32.10	\$54,010
33-9092	Lifeguards, Ski Patrol, and Other Recreational Protective Service Workers	175	\$14.92	\$14.49	\$14.49	\$14.63	\$31,030
53-3033	Light Truck Drivers	1,964	\$21.61	\$16.93	\$19.51	\$24.46	\$44,960
43-4131	Loan Interviewers and Clerks	469	\$23.38	\$19.20	\$22.90	\$27.04	\$48,630
13-2072	Loan Officers	898	\$37.17	\$22.97	\$29.25	\$45.10	\$77,300
49-9094	Locksmiths and Safe Repairers	26	\$21.94	\$16.94	\$22.24	\$22.73	\$45,640
11-9081	Lodging Managers	64	\$35.05	\$23.26	\$30.10	\$40.51	\$72,900
45-4022	Logging Equipment Operators	137	\$28.75	\$25.13	\$28.97	\$29.50	\$59,810
45-4029	Logging Workers, All Other	34	\$29.85	\$24.48	\$28.68	\$30.58	\$62,090
13-1081	Logisticians	112	\$38.81	\$29.54	\$34.27	\$43.23	\$80,710
53-7063	Machine Feeders and Offbearers	95	\$18.04	\$16.04	\$17.38	\$19.23	\$37,520
51-4041	Machinists	589	\$25.51	\$20.67	\$25.07	\$29.67	\$53,060
29-2035	Magnetic Resonance Imaging Technologists	49	\$42.39	\$38.82	\$41.02	\$48.89	\$88,160
37-2012	Maids and Housekeeping Cleaners	1,315	\$15.91	\$14.88	\$15.85	\$16.33	\$33,100
43-9051	Mail Clerks and Mail Machine Operators, Except Postal Service	152	\$17.31	\$15.23	\$16.04	\$17.85	\$36,010
49-9071	Maintenance and Repair Workers, General	2,469	\$23.43	\$17.95	\$22.25	\$27.01	\$48,740
49-9043	Maintenance Workers, Machinery	39	\$28.12	\$23.13	\$27.96	\$31.28	\$58,490
13-1111	Management Analysts	955	\$45.70	\$32.58	\$44.19	\$53.36	\$95,050
11-9199	Managers, All Other	668	\$63.66	\$46.58	\$58.14	\$76.14	\$132,400
39-5092	Manicurists and Pedicurists	285	\$19.89	\$16.50	\$17.99	\$22.73	\$41,360
13-1161	Market Research Analysts and Marketing Specialists	1,091	\$34.09	\$23.67	\$29.84	\$41.02	\$70,900
11-2021	Marketing Managers	333	\$59.21	\$41.25	\$52.51	\$67.44	\$123,150
21-1013	Marriage and Family Therapists	21	\$33.08	\$23.45	\$31.96	\$37.42	\$68,800

SOC code	Spokane-Spokane Valley, Washington MSA occupational title	Estimated employment	Average wage	Percentiles			Annual wage
				25th	50th	75th	
31-9011	Massage Therapists	236	\$30.07	\$21.81	\$30.00	\$38.74	\$62,540
17-2131	Materials Engineers	15	\$46.84	\$40.04	\$44.10	\$56.10	\$97,430
19-2032	Materials Scientists	31	\$44.87	\$29.49	\$39.02	\$65.00	\$93,330
15-2099	Mathematical Science Occupations, All Other	21	\$26.99	\$19.93	\$25.18	\$28.33	\$56,130
51-3022	Meat, Poultry, and Fish Cutters and Trimmers	58	\$17.12	\$15.62	\$17.10	\$18.57	\$35,610
17-3013	Mechanical Drafters	178	\$27.64	\$24.02	\$27.77	\$30.90	\$57,500
17-3027	Mechanical Engineering Technologists and Technicians	64	\$30.73	\$23.66	\$30.08	\$38.39	\$63,910
17-2141	Mechanical Engineers	337	\$44.27	\$32.13	\$39.72	\$50.74	\$92,070
27-3099	Media and Communication Workers, All Other	12	\$23.93	\$14.49	\$20.91	\$29.77	\$49,780
11-9111	Medical and Health Services Managers	497	\$63.28	\$40.56	\$56.03	\$69.66	\$131,620
31-9092	Medical Assistants	1,530	\$21.40	\$18.48	\$21.53	\$22.95	\$44,510
31-9093	Medical Equipment Preparers	270	\$21.46	\$18.99	\$19.73	\$23.70	\$44,630
49-9062	Medical Equipment Repairers	72	\$38.24	\$26.23	\$34.01	\$41.73	\$79,530
29-2072	Medical Records Specialists	380	\$24.66	\$19.75	\$22.55	\$29.38	\$51,300
19-1042	Medical Scientists, Except Epidemiologists	161	\$35.64	\$24.25	\$31.06	\$41.91	\$74,130
43-6013	Medical Secretaries and Administrative Assistants	654	\$21.14	\$18.27	\$21.82	\$22.68	\$43,980
31-9094	Medical Transcriptionists	145	\$18.55	\$14.89	\$16.78	\$22.19	\$38,590
13-1121	Meeting, Convention, and Event Planners	159	\$26.38	\$21.20	\$24.06	\$31.39	\$54,880
21-1023	Mental Health and Substance Abuse Social Workers	356	\$24.41	\$14.85	\$21.03	\$33.30	\$50,770
27-1026	Merchandise Displayers and Window Trimmers	286	\$19.11	\$16.56	\$17.39	\$20.36	\$39,760
43-5041	Meter Readers, Utilities	57	\$31.38	\$24.65	\$31.78	\$31.78	\$65,270
25-2022	Middle School Teachers, Except Special and Career/Technical Education	880	-	-	-	-	\$80,820
49-9044	Millwrights	92	\$29.74	\$27.57	\$30.32	\$32.75	\$61,850
17-2151	Mining and Geological Engineers, Including Mining Safety Engineers	11	\$44.84	\$32.12	\$44.51	\$55.95	\$93,260
51-2090	Miscellaneous Assemblers and Fabricators	1,297	\$19.99	\$17.22	\$18.94	\$21.84	\$41,580
47-4090	Miscellaneous Construction and Related Workers	-	\$28.17	\$21.06	\$28.70	\$33.66	\$58,600
51-9023	Mixing and Blending Machine Setters, Operators, and Tenders	102	\$23.05	\$18.49	\$21.58	\$27.12	\$47,940
49-3042	Mobile Heavy Equipment Mechanics, Except Engines	356	\$29.91	\$24.20	\$28.97	\$33.94	\$62,220
51-9195	Molders, Shapers, and Casters, Except Metal and Plastic	162	\$21.39	\$18.05	\$21.44	\$24.66	\$44,500
51-4072	Molding/Coremaking/ Casting Mach. Setters/Oprs. & Tenders/Metal & Plastic	372	\$19.23	\$17.09	\$18.00	\$18.65	\$40,000
39-4031	Morticians, Undertakers, and Funeral Arrangers	47	\$32.32	\$25.28	\$28.64	\$38.64	\$67,230
53-3099	Motor Vehicle Operators, All Other	42	\$20.42	\$16.01	\$17.71	\$24.76	\$42,470
49-3051	Motorboat Mechanics and Service Technicians	33	\$23.10	\$17.70	\$22.45	\$30.05	\$48,050
49-3052	Motorcycle Mechanics	48	\$21.05	\$17.95	\$21.19	\$22.15	\$43,790
51-4081	Multiple Machine Tool Setters, Operators, and Tenders, Metal and Plastic	45	\$24.17	\$18.17	\$28.20	\$28.89	\$50,270
27-2041	Music Directors and Composers	20	\$29.65	\$21.92	\$25.53	\$29.35	\$61,670
11-9121	Natural Sciences Managers	53	\$64.17	\$47.06	\$55.06	\$71.85	\$133,480
15-1244	Network and Computer Systems Administrators	349	\$42.55	\$35.06	\$41.60	\$48.91	\$88,490
43-4141	New Accounts Clerks	41	\$21.46	\$18.46	\$19.62	\$23.23	\$44,630
27-3023	News Analysts, Reporters, and Journalists	116	\$25.36	\$17.16	\$21.91	\$29.61	\$52,750
29-2033	Nuclear Medicine Technologists	30	\$51.00	\$48.85	\$50.16	\$52.35	\$106,080
29-1151	Nurse Anesthetists	41	\$109.00	\$94.82	\$99.95	-	\$226,720
29-1161	Nurse Midwives	13	\$61.17	\$58.70	\$62.70	\$64.79	\$127,220
29-1171	Nurse Practitioners	261	\$59.90	\$53.79	\$60.13	\$63.27	\$124,600

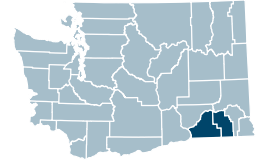
SOC code	Spokane-Spokane Valley, Washington MSA occupational title	Estimated employment	Average wage	Percentiles			Annual wage
				25th	50th	75th	
31-1131	Nursing Assistants	2,497	\$18.58	\$17.03	\$18.06	\$19.36	\$38,640
25-1072	Nursing Instructors and Teachers, Postsecondary	203	-	-	-	-	\$70,000
29-1218	Obstetricians and Gynecologists	47	\$104.59	\$84.60	\$92.12	-	\$217,540
19-5011	Occupational Health and Safety Specialists	131	\$37.38	\$31.23	\$37.69	\$42.55	\$77,750
29-1122	Occupational Therapists	245	\$42.59	\$36.93	\$41.29	\$48.29	\$88,590
31-2011	Occupational Therapy Assistants	80	\$29.42	\$24.62	\$29.47	\$32.06	\$61,200
43-9199	Office and Administrative Support Workers, All Other	493	\$19.52	\$17.67	\$17.83	\$21.11	\$40,600
43-9061	Office Clerks, General	4,616	\$21.00	\$17.05	\$19.43	\$23.66	\$43,680
43-9071	Office Machine Operators, Except Computer	-	\$18.05	\$16.30	\$17.27	\$19.02	\$37,550
47-2073	Operating Engineers and Other Construction Equipment Operators	619	\$33.55	\$25.70	\$31.36	\$40.29	\$69,790
15-2031	Operations Research Analysts	65	\$35.14	\$29.20	\$35.59	\$39.34	\$73,080
51-9083	Ophthalmic Laboratory Technicians	28	\$18.16	\$15.24	\$19.04	\$21.29	\$37,760
29-2057	Ophthalmic Medical Technicians	272	\$22.67	\$19.15	\$21.84	\$27.56	\$47,150
29-1241	Ophthalmologists, Except Pediatric	47	\$191.40	\$98.35	-	-	\$398,100
29-2081	Opticians, Dispensing	166	\$22.30	\$18.02	\$20.88	\$26.67	\$46,380
29-1041	Optometrists	68	\$67.10	\$50.00	\$63.69	\$83.54	\$139,560
43-4151	Order Clerks	279	\$20.03	\$16.51	\$21.18	\$23.14	\$41,660
49-3053	Outdoor Power Equipment and Other Small Engine Mechanics	54	\$22.70	\$18.18	\$21.34	\$28.17	\$47,220
51-9111	Packaging and Filling Machine Operators and Tenders	366	\$18.80	\$15.57	\$17.26	\$22.25	\$39,100
53-7064	Packers and Packers, Hand	747	\$17.86	\$14.69	\$16.43	\$18.41	\$37,150
47-2141	Painters, Construction and Maintenance	493	\$24.18	\$22.18	\$23.14	\$28.28	\$50,290
23-2011	Paralegals and Legal Assistants	507	\$29.28	\$23.22	\$26.08	\$32.89	\$60,900
29-2043	Paramedics	172	\$32.06	\$22.95	\$27.74	\$44.37	\$66,690
53-6021	Parking Attendants	204	\$16.01	\$14.49	\$15.83	\$16.78	\$33,300
33-3041	Parking Enforcement Workers	19	\$23.84	\$22.41	\$22.41	\$26.25	\$49,590
41-2022	Parts Salespersons	671	\$19.56	\$16.43	\$17.80	\$21.74	\$40,680
43-3051	Payroll and Timekeeping Clerks	296	\$25.60	\$22.38	\$24.99	\$28.77	\$53,250
39-9099	Personal Care and Service Workers, All Other	-	\$21.09	\$17.44	\$17.78	\$22.74	\$43,870
13-2052	Personal Financial Advisors	370	\$59.28	\$26.63	\$37.11	\$72.67	\$123,310
37-2021	Pest Control Workers	128	\$23.05	\$17.43	\$21.22	\$27.04	\$47,940
37-3012	Pesticide Handlers, Sprayers, and Applicators, Vegetation	101	\$22.21	\$18.50	\$22.33	\$23.33	\$46,190
29-1051	Pharmacists	732	\$64.18	\$60.64	\$65.67	\$75.60	\$133,500
31-9095	Pharmacy Aides	123	\$18.19	\$16.01	\$16.65	\$18.89	\$37,830
29-2052	Pharmacy Technicians	697	\$22.33	\$19.01	\$22.04	\$24.37	\$46,440
25-1126	Philosophy and Religion Teachers, Postsecondary	42	-	-	-	-	\$60,710
31-9097	Phlebotomists	310	\$20.43	\$18.29	\$19.17	\$21.79	\$42,490
27-4021	Photographers	152	\$18.66	\$14.49	\$17.39	\$20.82	\$38,820
31-2022	Physical Therapist Aides	106	\$17.60	\$15.64	\$16.50	\$17.28	\$36,610
31-2021	Physical Therapist Assistants	190	\$28.34	\$26.35	\$28.00	\$31.60	\$58,940
29-1123	Physical Therapists	468	\$44.06	\$37.49	\$41.73	\$48.59	\$91,650
29-1071	Physician Assistants	173	\$61.17	\$53.46	\$59.31	\$69.61	\$127,230
29-1229	Physicians, All Other	477	\$118.06	\$66.89	\$114.88	-	\$245,560
29-1222	Physicians, Pathologists	38	\$139.07	\$112.83	-	-	\$289,270
47-2151	Pipelayers	86	\$31.33	\$25.24	\$32.35	\$32.35	\$65,170
51-8099	Plant and System Operators, All Other	18	\$30.24	\$28.59	\$32.48	\$32.48	\$62,890

SOC code	Spokane-Spokane Valley, Washington MSA occupational title	Estimated employment	Average wage	Percentiles			Annual wage
				25th	50th	75th	
51-4193	Plating Machine Setters, Operators, and Tenders, Metal and Plastic	36	\$19.31	\$16.73	\$19.63	\$19.63	\$40,170
47-2152	Plumbers, Pipefitters, and Steamfitters	842	\$32.67	\$22.29	\$29.79	\$39.74	\$67,960
33-3051	Police and Sheriff's Patrol Officers	657	\$39.37	\$33.56	\$41.59	\$45.28	\$81,900
43-5051	Postal Service Clerks	153	\$26.58	\$24.17	\$26.70	\$29.23	\$55,290
43-5052	Postal Service Mail Carriers	564	\$26.50	\$19.06	\$25.48	\$34.30	\$55,110
43-5053	Postal Service Mail Sorters, Processors, and Processing Machine Operators	311	\$24.58	\$19.12	\$23.62	\$28.48	\$51,120
11-9131	Postmasters and Mail Superintendents	27	\$38.58	\$36.17	\$37.92	\$40.64	\$80,240
25-2011	Preschool Teachers, Except Special Education	748	\$17.82	\$14.86	\$16.94	\$18.34	\$37,070
51-5113	Print Binding and Finishing Workers	40	\$17.07	\$15.00	\$16.36	\$16.95	\$35,500
51-5112	Printing Press Operators	183	\$20.92	\$17.18	\$20.48	\$23.45	\$43,520
33-9021	Private Detectives and Investigators	64	\$24.48	\$16.43	\$19.11	\$30.54	\$50,910
21-1092	Probation Officers and Correctional Treatment Specialists	212	\$32.31	\$30.44	\$32.19	\$35.43	\$67,200
43-3061	Procurement Clerks	160	\$20.55	\$17.99	\$19.98	\$22.50	\$42,750
27-2012	Producers and Directors	205	\$29.77	\$21.17	\$25.16	\$35.77	\$61,930
51-9199	Production Workers, All Other	82	\$22.22	\$15.33	\$19.09	\$28.98	\$46,220
43-5061	Production, Planning, and Expediting Clerks	647	\$23.88	\$17.75	\$22.11	\$28.86	\$49,670
13-1082	Project Management Specialists	696	\$46.63	\$35.78	\$45.95	\$53.22	\$96,990
43-9081	Proofreaders and Copy Markers	20	\$20.34	\$17.91	\$21.00	\$23.25	\$42,300
13-2020	Property Appraisers and Assessors	109	\$35.57	\$22.85	\$27.86	\$43.61	\$73,980
11-9141	Property, Real Estate, and Community Association Managers	156	\$47.75	\$36.40	\$45.97	\$58.70	\$99,310
33-9099	Protective Service Workers, All Other	449	\$18.43	\$14.49	\$17.07	\$23.47	\$38,330
29-1223	Psychiatrists	38	\$103.16	\$63.87	-	-	\$214,570
19-3039	Psychologists, All Other	17	\$45.90	\$38.15	\$55.95	\$57.46	\$95,480
11-2032	Public Relations Managers	63	\$59.71	\$44.00	\$55.22	\$65.32	\$124,190
27-3031	Public Relations Specialists	258	\$34.83	\$27.48	\$33.01	\$40.25	\$72,440
43-5031	Public Safety Telecommunicators	100	\$28.04	\$21.96	\$27.05	\$32.03	\$58,310
11-3061	Purchasing Managers	82	\$62.88	\$51.65	\$59.74	\$65.34	\$130,780
49-2021	Radio, Cellular, and Tower Equipment Installers and Repairers	38	\$26.84	\$22.90	\$27.28	\$28.58	\$55,830
29-2034	Radiologic Technologists and Technicians	297	\$33.91	\$29.29	\$35.24	\$37.74	\$70,540
41-9022	Real Estate Sales Agents	247	\$35.18	\$25.21	\$33.30	\$42.36	\$73,180
43-4171	Receptionists and Information Clerks	2,184	\$17.78	\$15.55	\$17.35	\$18.90	\$36,970
39-9032	Recreation Workers	379	\$17.76	\$15.43	\$15.91	\$18.04	\$36,940
29-1125	Recreational Therapists	48	\$28.35	\$24.07	\$28.57	\$31.36	\$58,980
49-3092	Recreational Vehicle Service Technicians	81	\$28.16	\$21.66	\$25.22	\$38.42	\$58,560
53-7081	Refuse and Recyclable Material Collectors	248	\$27.05	\$22.83	\$26.63	\$33.40	\$56,270
29-1141	Registered Nurses	6,787	\$47.16	\$38.59	\$48.21	\$51.87	\$98,090
21-1015	Rehabilitation Counselors	871	\$23.31	\$19.44	\$21.87	\$24.16	\$48,480
43-4181	Reservation and Transportation Ticket Agents and Travel Clerks	73	\$17.27	\$14.62	\$17.38	\$18.16	\$35,930
39-9041	Residential Advisors	226	\$17.82	\$15.50	\$16.39	\$18.48	\$37,060
29-1126	Respiratory Therapists	414	\$38.06	\$33.38	\$40.20	\$40.39	\$79,160
41-2031	Retail Salespersons	7,883	\$17.95	\$14.81	\$15.93	\$17.19	\$37,330
47-2181	Roofers	467	\$27.35	\$23.49	\$28.19	\$29.32	\$56,890
41-9099	Sales and Related Workers, All Other	74	\$21.93	\$14.56	\$17.09	\$25.44	\$45,600
41-9031	Sales Engineers	36	\$54.15	\$34.01	\$43.14	\$75.35	\$112,630

SOC code	Spokane-Spokane Valley, Washington MSA occupational title	Estimated employment	Average wage	Percentiles			Annual wage
				25th	50th	75th	
11-2022	Sales Managers	651	\$71.97	\$47.58	\$64.40	\$86.84	\$149,690
41-4011	Sales Representatives, Wholesale & Manufacturing, Technical & Scientific Products	250	\$62.11	\$38.50	\$60.09	\$77.48	\$129,200
41-3091	Sales Reps. of Svcs., Exc. Advertising, Insurance, Financial Svcs., & Travel	987	\$35.08	\$22.54	\$30.56	\$41.46	\$72,970
41-4012	Sales Reps/Wholesale/Mfg, Except Tech/Science Products	2,983	\$34.87	\$22.98	\$29.74	\$39.14	\$72,520
51-7041	Sawing Machine Setters, Operators, and Tenders, Wood	172	\$20.04	\$17.11	\$19.40	\$22.31	\$41,670
33-9094	School Bus Monitors	79	\$15.51	\$14.49	\$14.49	\$15.37	\$32,260
19-3034	School Psychologists	108	\$43.24	\$37.57	\$45.32	\$48.78	\$89,940
25-2031	Secondary School Teachers, Except Special and Career/Technical Education	1,120	-	-	-	-	\$83,910
43-6014	Secretaries and Administrative Assistants, Except Legal, Medical, and Executive	2,912	\$21.67	\$18.57	\$21.63	\$24.16	\$45,070
41-3031	Securities, Commodities, and Financial Services Sales Agents	579	\$39.78	\$22.49	\$28.09	\$36.71	\$82,740
49-2098	Security and Fire Alarm Systems Installers	116	\$30.06	\$24.26	\$28.66	\$36.27	\$62,530
33-9032	Security Guards	2,180	\$18.39	\$15.30	\$17.12	\$18.60	\$38,240
25-3021	Self-Enrichment Teachers	436	\$22.77	\$16.67	\$20.26	\$28.41	\$47,360
51-9012	Separate/Filter/Clarify/Precipitate /Still Machine Setters/Operators/Tenders	130	\$24.85	\$20.73	\$25.23	\$27.43	\$51,690
47-4071	Septic Tank Servicers and Sewer Pipe Cleaners	115	\$27.52	\$21.89	\$28.09	\$32.01	\$57,250
51-6031	Sewing Machine Operators	146	\$16.78	\$15.01	\$16.38	\$17.65	\$34,910
47-2211	Sheet Metal Workers	194	\$31.53	\$21.94	\$28.34	\$39.05	\$65,590
43-5071	Shipping, Receiving, and Inventory Clerks	1,486	\$19.81	\$16.92	\$18.88	\$22.35	\$41,200
53-3053	Shuttle Drivers and Chauffeurs	282	\$19.83	\$15.52	\$18.25	\$23.62	\$41,240
11-9151	Social and Community Service Managers	337	\$40.61	\$30.89	\$37.87	\$48.12	\$84,470
21-1093	Social and Human Service Assistants	-	\$19.41	\$16.99	\$17.94	\$21.83	\$40,380
19-4061	Social Science Research Assistants	18	\$24.37	\$18.09	\$23.85	\$30.95	\$50,700
19-3099	Social Scientists and Related Workers, All Other	64	\$37.65	\$31.83	\$37.02	\$43.24	\$78,300
21-1029	Social Workers, All Other	93	\$31.86	\$26.31	\$33.71	\$39.26	\$66,260
19-3041	Sociologists	14	\$36.28	\$29.97	\$34.11	\$40.13	\$75,470
15-1252	Software Developers	1,809	\$53.23	\$36.80	\$50.61	\$66.51	\$110,710
15-1253	Software Quality Assurance Analysts and Testers	325	\$35.97	\$24.04	\$28.44	\$46.00	\$74,820
19-1013	Soil and Plant Scientists	25	\$32.73	\$27.77	\$29.90	\$32.89	\$68,070
27-4014	Sound Engineering Technicians	14	\$42.74	\$27.34	\$45.80	\$46.68	\$88,900
25-2052	Special Education Teachers, Kindergarten and Elementary School	227	-	-	-	-	\$75,850
25-2057	Special Education Teachers, Middle School	138	-	-	-	-	\$77,220
25-2051	Special Education Teachers, Preschool	50	-	-	-	-	\$73,330
25-2058	Special Education Teachers, Secondary School	206	-	-	-	-	\$81,760
27-1014	Special Effects Artists and Animators	-	\$36.06	\$26.34	\$33.56	\$44.35	\$75,010
29-1127	Speech-Language Pathologists	288	\$41.17	\$36.43	\$39.27	\$47.07	\$85,640
51-8021	Stationary Engineers and Boiler Operators	56	\$32.13	\$29.06	\$30.34	\$35.86	\$66,830
15-2041	Statisticians	40	\$43.53	\$33.68	\$41.45	\$51.42	\$90,540
53-7065	Stockers and Order Fillers	4,228	\$19.01	\$16.16	\$17.86	\$20.70	\$39,530
47-2221	Structural Iron and Steel Workers	175	\$34.03	\$27.00	\$37.71	\$39.35	\$70,780
51-2041	Structural Metal Fabricators and Fitters	173	\$23.62	\$20.12	\$23.27	\$27.49	\$49,140
21-1018	Substance abuse, behavioral disorder, and mental health counselors	1,599	\$25.62	\$18.46	\$22.88	\$30.59	\$53,290
25-3031	Substitute Teachers, Short-Term	1,000	\$19.56	\$18.91	\$19.40	\$19.40	\$40,680

SOC code	Spokane-Spokane Valley, Washington MSA occupational title	Estimated employment	Average wage	Percentiles			Annual wage
				25th	50th	75th	
29-9093	Surgical Assistants	36	\$29.51	\$30.94	\$30.94	\$34.84	\$61,370
29-2055	Surgical Technologists	323	\$31.29	\$25.91	\$30.97	\$35.58	\$65,080
19-3022	Survey Researchers	19	\$33.00	\$26.58	\$31.58	\$34.60	\$68,630
17-3031	Surveying and Mapping Technicians	87	\$24.02	\$18.52	\$23.54	\$28.13	\$49,950
17-1022	Surveyors	52	\$41.03	\$37.12	\$40.57	\$46.79	\$85,340
43-2011	Switchboard Operators, Including Answering Service	119	\$17.35	\$15.95	\$16.09	\$18.13	\$36,080
47-2082	Tapers	139	\$28.23	\$22.51	\$28.59	\$31.17	\$58,720
13-2081	Tax Examiners and Collectors, and Revenue Agents	37	\$35.74	\$30.92	\$32.48	\$39.42	\$74,340
13-2082	Tax Preparers	81	\$24.71	\$22.19	\$22.59	\$23.27	\$51,410
25-3099	Teachers and Instructors, All Other	175	-	-	-	-	\$55,130
25-9045	Teaching Assistants, Except Postsecondary	2,781	-	-	-	-	\$37,420
27-3042	Technical Writers	67	\$37.61	\$29.06	\$37.26	\$48.01	\$78,220
49-2022	Telecommunications Equipment Installers and Repairers, Except Line Installers	315	\$30.63	\$23.74	\$31.65	\$36.36	\$63,700
49-9052	Telecommunications Line Installers and Repairers	64	\$24.60	\$17.25	\$19.46	\$31.86	\$51,180
43-3071	Tellers	1,322	\$19.83	\$17.84	\$18.25	\$21.63	\$41,240
51-6062	Textile Cutting Machine Setters, Operators, and Tenders	21	\$18.61	\$17.08	\$19.04	\$20.28	\$38,700
47-2044	Tile and Stone Setters	124	\$22.84	\$18.70	\$21.38	\$26.27	\$47,510
49-3093	Tire Repairers and Changers	276	\$17.62	\$16.81	\$17.23	\$17.82	\$36,640
23-2093	Title Examiners, Abstractors, and Searchers	53	\$28.21	\$22.17	\$27.01	\$31.57	\$58,670
51-4111	Tool and Die Makers	22	\$26.17	\$21.25	\$25.92	\$32.57	\$54,430
39-7010	Tour and travel guides	44	\$18.67	\$16.04	\$18.18	\$21.98	\$38,820
11-3131	Training and Development Managers	56	\$54.22	\$38.13	\$52.67	\$64.12	\$112,780
13-1151	Training and Development Specialists	500	\$32.78	\$22.83	\$29.74	\$38.57	\$68,180
53-6051	Transportation Inspectors	47	\$41.34	\$31.30	\$40.05	\$51.42	\$86,000
11-3071	Transportation, Storage, and Distribution Managers	219	\$48.41	\$39.91	\$46.15	\$57.03	\$100,690
53-1047	Transportation/ Material-Moving Supervisors/No Aircraft Cargo Handling Supervisors	1,134	\$29.94	\$22.80	\$29.95	\$34.96	\$62,270
41-3041	Travel Agents	30	\$20.64	\$17.72	\$22.06	\$22.55	\$42,940
37-3013	Tree Trimmers and Pruners	62	\$28.90	\$23.13	\$23.44	\$34.21	\$60,110
25-3041	Tutors	131	\$18.88	\$14.49	\$15.00	\$21.04	\$39,270
51-6093	Upholsterers	28	\$20.33	\$15.83	\$19.04	\$22.88	\$42,290
19-3051	Urban and Regional Planners	116	\$39.52	\$35.36	\$40.44	\$43.69	\$82,210
29-1131	Veterinarians	146	\$56.70	\$40.86	\$58.03	\$64.79	\$117,930
31-9096	Veterinary Assistants and Laboratory Animal Caretakers	265	\$17.09	\$15.03	\$17.14	\$17.52	\$35,550
29-2056	Veterinary Technologists and Technicians	175	\$22.64	\$18.84	\$22.29	\$24.18	\$47,090
35-3031	Waiters and Waitresses	3,061	\$21.10	\$14.49	\$16.57	\$25.85	\$43,880
51-8031	Water and Wastewater Treatment Plant and System Operators	124	\$33.68	\$30.10	\$36.39	\$37.67	\$70,050
15-1255	Web and Digital Interface Designers	174	\$35.53	\$24.81	\$32.28	\$43.42	\$73,910
15-1254	Web Developers	164	\$37.28	\$26.88	\$30.58	\$45.41	\$77,540
43-5111	Weighers, Measurers, Checkers, and Samplers, Recordkeeping	44	\$19.76	\$16.42	\$18.45	\$23.31	\$41,110
51-4121	Welders, Cutters, Solderers, and Brazers	671	\$25.51	\$22.31	\$24.29	\$28.50	\$53,060
51-7042	Woodworking Machine Setters, Operators, and Tenders, Except Sawing	164	\$19.70	\$17.41	\$17.57	\$22.39	\$40,980
43-9022	Word Processors and Typists	12	\$21.39	\$18.65	\$22.46	\$26.21	\$44,480
27-3043	Writers and Authors	58	\$31.54	\$25.38	\$29.72	\$37.25	\$65,610
19-1023	Zoologists and Wildlife Biologists	66	\$33.33	\$27.56	\$31.69	\$37.69	\$69,320

Walla Walla, Washington MSA
2023 Occupational Employment
and Wage Estimates
Includes Columbia and Walla Walla counties



SOC code	Walla Walla, Washington MSA occupational title	Estimated employment	Average wage	Percentiles			Annual wage
				25th	50th	75th	
13-2011	Accountants and Auditors	216	\$39.47	\$29.31	\$36.03	\$46.48	\$82,090
45-2091	Agricultural Equipment Operators	11	\$19.93	\$19.20	\$19.20	\$19.51	\$41,450
39-3091	Amusement and Recreation Attendants	34	\$15.68	\$14.49	\$14.94	\$16.29	\$32,600
39-2021	Animal Caretakers	31	\$17.36	\$14.59	\$15.07	\$16.67	\$36,120
11-9041	Architectural and Engineering Managers	40	\$68.35	\$60.72	\$65.72	\$69.70	\$142,180
49-3021	Automotive Body and Related Repairers	19	\$22.25	\$18.63	\$21.45	\$27.86	\$46,280
49-3023	Automotive Service Technicians and Mechanics	74	\$23.31	\$17.27	\$21.65	\$27.93	\$48,490
51-3011	Bakers	54	\$16.67	\$14.96	\$16.08	\$18.12	\$34,670
35-3011	Bartenders	144	\$19.96	\$14.59	\$16.18	\$23.31	\$41,510
43-3021	Billing and Posting Clerks	46	\$21.92	\$18.41	\$22.01	\$24.07	\$45,580
19-4021	Biological Technicians	40	\$20.25	\$17.36	\$20.03	\$21.50	\$42,120
43-3031	Bookkeeping, Accounting, and Auditing Clerks	261	\$23.39	\$19.69	\$22.43	\$26.45	\$48,640
49-3031	Bus and Truck Mechanics and Diesel Engine Specialists	37	\$27.48	\$23.71	\$28.69	\$30.52	\$57,150
53-3051	Bus Drivers, School	81	\$22.56	\$21.37	\$22.23	\$24.90	\$46,920
13-1199	Business Operations Specialists, All Other	400	\$39.41	\$29.09	\$38.86	\$49.60	\$81,980
51-3021	Butchers and Meat Cutters	25	\$19.54	\$16.15	\$19.35	\$21.95	\$40,640
13-1020	Buyers and Purchasing Agents	89	\$35.77	\$26.31	\$31.83	\$44.51	\$74,400
25-2032	Career/Technical Education Teachers, Secondary School	42	-	-	-	-	\$78,070
47-2031	Carpenters	199	\$27.06	\$22.27	\$26.36	\$30.00	\$56,280
41-2011	Cashiers	524	\$15.77	\$14.76	\$15.14	\$16.18	\$32,800
47-2051	Cement Masons and Concrete Finishers	90	\$33.70	\$22.10	\$27.79	\$47.46	\$70,090
35-1011	Chefs and Head Cooks	31	\$26.88	\$20.51	\$26.27	\$29.87	\$55,900
11-1011	Chief Executives	22	\$85.50	\$59.69	\$65.76	\$107.92	\$177,850
21-1021	Child, Family, and School Social Workers	74	\$27.74	\$22.84	\$26.01	\$34.11	\$57,690
39-9011	Childcare Workers	45	\$15.18	\$14.49	\$14.66	\$15.26	\$31,570
17-2051	Civil Engineers	195	\$49.28	\$47.06	\$49.60	\$54.44	\$102,500
53-7061	Cleaners of Vehicles and Equipment	69	\$16.94	\$15.13	\$16.57	\$17.53	\$35,240
21-2011	Clergy	24	\$31.79	\$27.84	\$30.00	\$38.15	\$66,130
19-3033	Clinical and Counseling Psychologists	27	\$47.86	\$40.60	\$41.57	\$46.89	\$99,540
27-2022	Coaches and Scouts	67	-	-	-	-	\$48,630
51-9124	Coating, Painting, and Spraying Machine Setters, Operators, and Tenders	15	\$22.19	\$18.00	\$21.77	\$25.81	\$46,150
21-1099	Community and Social Service Specialists, All Other	23	\$22.55	\$17.16	\$22.66	\$24.86	\$46,900
21-1094	Community Health Workers	23	\$24.95	\$21.43	\$24.79	\$29.63	\$51,890
13-1041	Compliance Officers	48	\$34.59	\$26.39	\$33.64	\$41.68	\$71,940
11-3021	Computer and Information Systems Managers	21	\$58.19	\$46.28	\$55.63	\$67.42	\$121,040
15-1241	Computer Network Architects	11	\$47.25	\$38.21	\$43.80	\$59.30	\$98,270
15-1299	Computer Occupations, All Other	83	\$47.37	\$35.92	\$43.87	\$64.21	\$98,530
15-1211	Computer Systems Analysts	24	\$45.59	\$36.53	\$42.24	\$59.45	\$94,830
15-1232	Computer User Support Specialists	54	\$31.06	\$23.29	\$31.14	\$37.02	\$64,600
47-4011	Construction and Building Inspectors	37	\$39.23	\$31.57	\$40.32	\$45.78	\$81,590

SOC code	Walla Walla, Washington MSA occupational title	Estimated employment	Average wage	Percentiles			Annual wage
				25th	50th	75th	
47-2061	Construction Laborers	109	\$22.88	\$18.02	\$21.28	\$22.75	\$47,590
11-9021	Construction Managers	35	\$48.04	\$38.05	\$46.67	\$55.00	\$99,920
35-2011	Cooks, Fast Food	131	\$16.00	\$15.94	\$16.27	\$16.27	\$33,270
35-2012	Cooks, Institution and Cafeteria	134	\$19.23	\$17.02	\$18.47	\$20.77	\$39,990
35-2014	Cooks, Restaurant	236	\$18.74	\$16.99	\$17.69	\$21.33	\$38,970
13-1051	Cost Estimators	42	\$36.98	\$29.27	\$33.35	\$43.90	\$76,920
41-2021	Counter and Rental Clerks	68	\$17.94	\$14.95	\$17.03	\$20.16	\$37,310
43-4031	Court, Municipal, and License Clerks	44	-	-	-	-	-
13-2041	Credit Analysts	14	\$41.36	\$29.52	\$39.04	\$57.71	\$86,020
43-4051	Customer Service Representatives	288	\$20.07	\$16.40	\$18.45	\$21.96	\$41,740
51-9032	Cutting and Slicing Machine Setters, Operators, and Tenders	32	\$20.06	\$18.76	\$19.86	\$22.74	\$41,720
43-9021	Data Entry Keyers	17	\$24.38	\$16.51	\$26.69	\$29.46	\$50,710
41-9011	Demonstrators and Product Promoters	206	\$17.40	\$14.49	\$16.47	\$17.19	\$36,180
31-9091	Dental Assistants	70	\$21.37	\$19.01	\$21.57	\$22.13	\$44,460
29-1292	Dental Hygienists	44	\$46.90	\$43.70	\$48.69	\$49.81	\$97,550
29-1021	Dentists, General	23	\$87.16	\$77.66	\$85.05	\$85.38	\$181,300
29-1031	Dietitians and Nutritionists	17	\$33.22	\$27.98	\$33.95	\$36.10	\$69,090
35-9011	Dining Room and Cafeteria Attendants and Bartender Helpers	67	\$16.04	\$14.49	\$14.74	\$16.49	\$33,360
35-9021	Dishwashers	91	\$16.20	\$14.51	\$15.36	\$16.75	\$33,690
43-5032	Dispatchers, Except Police, Fire, and Ambulance	19	\$24.02	\$18.93	\$22.97	\$28.11	\$49,970
53-3031	Driver/Sales Workers	44	\$25.72	\$15.49	\$24.03	\$30.74	\$53,490
27-3041	Editors	20	\$29.46	\$18.85	\$27.99	\$34.42	\$61,280
11-9032	Education Administrators, Kindergarten through Secondary	46	-	-	-	-	\$125,900
25-9099	Educational Instruction and Library Workers, All Other	-	\$24.37	\$21.75	\$23.05	\$27.41	\$50,690
21-1012	Educational, Guidance, and Career Counselors and Advisors	35	\$34.86	\$28.39	\$31.89	\$45.38	\$72,510
17-2071	Electrical Engineers	44	\$46.22	\$38.19	\$48.33	\$51.66	\$96,130
49-9051	Electrical Power-Line Installers and Repairers	47	\$45.98	\$37.07	\$51.66	\$56.39	\$95,640
47-2111	Electricians	106	\$32.37	\$25.68	\$35.13	\$38.06	\$67,330
25-2021	Elementary School Teachers, Except Special Education	278	-	-	-	-	\$80,100
17-2081	Environmental Engineers	15	\$47.12	\$44.74	\$49.60	\$52.93	\$98,010
19-2041	Environmental Scientists and Specialists, Including Health	27	\$39.41	\$29.42	\$40.32	\$47.06	\$81,980
43-6011	Executive Secretaries and Executive Administrative Assistants	41	\$30.13	\$25.71	\$29.77	\$36.22	\$62,660
49-3041	Farm Equipment Mechanics and Service Technicians	24	\$25.86	\$22.11	\$22.90	\$28.14	\$53,800
45-2092	Farmworkers and Laborers, Crop, Nursery, and Greenhouse	206	\$16.81	\$15.59	\$16.51	\$17.95	\$34,970
35-3023	Fast Food and Counter Workers	721	\$15.51	\$14.49	\$14.67	\$16.09	\$32,260
13-2051	Financial and Investment Analysts	24	\$34.07	\$26.66	\$34.67	\$37.75	\$70,860
11-3031	Financial Managers	52	\$64.72	\$51.60	\$63.51	\$80.00	\$134,610
13-2099	Financial Specialists, All Other	29	\$34.62	\$25.06	\$27.49	\$43.24	\$72,000
27-1013	Fine Artists, Including Painters, Sculptors, and Illustrators	14	-	-	-	-	-
33-2011	Firefighters	62	\$25.16	\$15.56	\$25.39	\$30.93	\$52,340
47-1011	First-Line Supervisors of Construction Trades and Extraction Workers	87	\$38.43	\$29.96	\$37.68	\$48.46	\$79,920
45-1011	First-Line Supervisors of Farming, Fishing, and Forestry Workers	26	\$33.02	\$22.99	\$31.63	\$34.16	\$68,680
33-1021	First-Line Supervisors of Firefighting and Prevention Workers	38	\$39.17	\$37.74	\$37.74	\$46.42	\$81,480
35-1012	First-Line Supervisors of Food Preparation and Serving Workers	284	\$21.45	\$16.93	\$19.14	\$24.24	\$44,610
37-1011	First-Line Supervisors of Housekeeping and Janitorial Workers	32	\$26.48	\$18.69	\$24.59	\$31.80	\$55,080

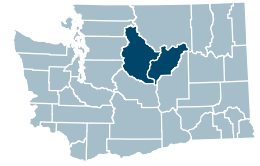
SOC code	Walla Walla, Washington MSA occupational title	Estimated employment	Average wage	Percentiles			Annual wage
				25th	50th	75th	
37-1012	First-Line Supervisors of Landscaping, Lawn Service, and Groundskeeping Workers	14	\$32.65	\$22.77	\$33.19	\$36.13	\$67,920
49-1011	First-Line Supervisors of Mechanics, Installers, and Repairers	130	\$41.16	\$33.44	\$39.59	\$47.62	\$85,610
41-1012	First-Line Supervisors of Non-Retail Sales Workers	55	\$31.39	\$21.42	\$28.33	\$34.00	\$65,290
43-1011	First-Line Supervisors of Office and Administrative Support Workers	206	\$31.59	\$25.20	\$29.66	\$35.99	\$65,700
33-1012	First-Line Supervisors of Police and Detectives	26	-	-	-	-	-
51-1011	First-Line Supervisors of Production and Operating Workers	217	\$32.01	\$28.24	\$31.63	\$35.67	\$66,570
41-1011	First-Line Supervisors of Retail Sales Workers	229	\$23.14	\$18.29	\$20.22	\$26.19	\$48,140
51-3092	Food Batchmakers	35	\$15.97	\$14.49	\$16.00	\$16.44	\$33,220
35-2021	Food Preparation Workers	162	\$16.17	\$14.87	\$15.91	\$16.73	\$33,640
11-9051	Food Service Managers	20	\$37.68	\$28.82	\$33.38	\$46.41	\$78,370
13-1131	Fundraisers	27	\$32.43	\$23.61	\$27.85	\$35.89	\$67,450
11-1021	General and Operations Managers	371	\$51.10	\$30.97	\$44.86	\$60.67	\$106,290
27-1024	Graphic Designers	32	\$29.04	\$22.08	\$28.97	\$34.41	\$60,390
21-1091	Health Education Specialists	18	-	-	-	-	-
29-2099	Health Technologists and Technicians, All Other	31	-	-	-	-	-
21-1022	Healthcare Social Workers	33	\$29.09	\$23.08	\$31.05	\$32.40	\$60,520
31-9099	Healthcare Support Workers, All Other	54	\$22.50	\$20.01	\$22.34	\$24.51	\$46,800
49-9021	Heating, Air Conditioning, and Refrigeration Mechanics and Installers	77	\$27.44	\$21.52	\$27.95	\$30.93	\$57,080
53-3032	Heavy and Tractor-Trailer Truck Drivers	237	\$25.01	\$21.10	\$23.58	\$28.71	\$52,030
51-9198	Helpers--Production Workers	78	\$18.50	\$17.00	\$19.25	\$19.25	\$38,480
31-1120	Home Health and Personal Care Aides	1,184	\$17.28	\$15.40	\$17.27	\$17.38	\$35,940
35-9031	Hosts and Hostesses, Restaurant, Lounge, and Coffee Shop	58	\$17.04	\$14.77	\$15.89	\$17.06	\$35,430
43-4081	Hotel, Motel, and Resort Desk Clerks	62	\$16.20	\$14.49	\$14.80	\$17.61	\$33,700
43-4161	Human Resources Assistants, Except Payroll and Timekeeping	18	\$21.45	\$19.39	\$21.50	\$23.30	\$44,610
11-3121	Human Resources Managers	13	\$58.58	\$49.93	\$57.04	\$58.23	\$121,840
13-1071	Human Resources Specialists	106	\$36.15	\$28.15	\$34.11	\$38.68	\$75,200
17-2112	Industrial Engineers	17	\$40.35	\$32.97	\$36.95	\$45.90	\$83,920
49-9041	Industrial Machinery Mechanics	91	\$31.42	\$23.31	\$29.42	\$34.85	\$65,350
11-3051	Industrial Production Managers	51	\$57.02	\$48.24	\$57.63	\$65.32	\$118,600
53-7051	Industrial Truck and Tractor Operators	183	\$20.73	\$20.12	\$21.45	\$21.53	\$43,120
51-9061	Inspectors, Testers, Sorters, Samplers, and Weighers	52	\$24.10	\$23.09	\$24.49	\$24.49	\$50,130
25-9031	Instructional Coordinators	25	\$35.04	\$28.57	\$31.25	\$42.99	\$72,870
41-3021	Insurance Sales Agents	47	\$30.66	\$18.41	\$24.57	\$34.23	\$63,770
37-2011	Janitors and Cleaners, Except Maids and Housekeeping Cleaners	-	\$18.96	\$17.29	\$19.60	\$19.60	\$39,450
23-1023	Judges, Magistrate Judges, and Magistrates	13	\$87.15	\$50.31	\$62.74	-	\$181,270
25-2012	Kindergarten Teachers, Except Special Education	41	-	-	-	-	\$75,980
53-7062	Laborers and Freight, Stock, and Material Movers, Hand	696	\$19.12	\$16.22	\$16.97	\$22.41	\$39,770
37-3011	Landscaping and Groundskeeping Workers	260	\$20.45	\$16.45	\$17.64	\$22.52	\$42,530
51-6011	Laundry and Dry-Cleaning Workers	21	\$16.64	\$15.67	\$16.11	\$17.80	\$34,610
23-1011	Lawyers	39	-	-	-	-	-
43-6012	Legal Secretaries and Administrative Assistants	20	\$20.65	\$17.09	\$18.38	\$25.17	\$42,950
11-1031	Legislators	26	-	-	-	-	\$94,680
25-4022	Librarians and Media Collections Specialists	27	\$32.77	\$29.67	\$30.29	\$41.07	\$68,160
43-4121	Library Assistants, Clerical	25	\$16.95	\$15.29	\$15.29	\$18.54	\$35,250

SOC code	Walla Walla, Washington MSA occupational title	Estimated employment	Average wage	Percentiles			Annual wage
				25th	50th	75th	
25-4031	Library Technicians	19	\$22.34	\$17.86	\$24.15	\$25.98	\$46,470
29-2061	Licensed Practical and Licensed Vocational Nurses	77	\$31.20	\$28.80	\$30.97	\$35.32	\$64,900
53-3033	Light Truck Drivers	147	\$20.11	\$17.06	\$18.70	\$22.41	\$41,820
43-4131	Loan Interviewers and Clerks	38	\$22.93	\$20.09	\$21.68	\$24.48	\$47,700
13-2072	Loan Officers	87	\$37.07	\$22.07	\$28.84	\$43.88	\$77,100
13-1081	Logisticians	34	\$42.93	\$35.01	\$41.38	\$49.60	\$89,300
37-2012	Maids and Housekeeping Cleaners	166	\$15.89	\$14.75	\$15.33	\$16.60	\$33,060
43-9051	Mail Clerks and Mail Machine Operators, Except Postal Service	16	\$17.91	\$15.77	\$18.50	\$20.00	\$37,260
49-9071	Maintenance and Repair Workers, General	365	\$23.79	\$18.02	\$22.98	\$28.62	\$49,490
13-1111	Management Analysts	109	\$43.49	\$35.01	\$41.97	\$48.33	\$90,470
11-9199	Managers, All Other	63	\$62.61	\$50.51	\$60.74	\$69.70	\$130,240
39-5092	Manicurists and Pedicurists	17	\$18.63	\$14.77	\$18.32	\$20.20	\$38,750
13-1161	Market Research Analysts and Marketing Specialists	75	\$30.61	\$22.62	\$27.33	\$33.12	\$63,660
11-2021	Marketing Managers	15	\$40.71	\$33.64	\$38.34	\$49.40	\$84,680
31-9011	Massage Therapists	12	\$34.69	\$31.00	\$36.75	\$37.65	\$72,150
17-2141	Mechanical Engineers	84	\$43.17	\$30.89	\$47.61	\$49.60	\$89,790
11-9111	Medical and Health Services Managers	61	\$60.43	\$48.91	\$60.41	\$65.66	\$125,700
31-9092	Medical Assistants	66	\$21.01	\$19.44	\$19.59	\$22.84	\$43,710
31-9093	Medical Equipment Preparers	26	\$19.57	\$16.28	\$19.73	\$24.02	\$40,710
29-2072	Medical Records Specialists	51	\$25.87	\$21.33	\$26.47	\$30.00	\$53,810
43-6013	Medical Secretaries and Administrative Assistants	37	\$19.39	\$18.17	\$19.33	\$20.71	\$40,340
13-1121	Meeting, Convention, and Event Planners	17	\$22.69	\$19.33	\$21.80	\$25.53	\$47,190
21-1023	Mental Health and Substance Abuse Social Workers	11	\$28.16	\$20.85	\$26.84	\$34.97	\$58,580
27-1026	Merchandise Displayers and Window Trimmers	15	\$17.03	\$16.43	\$16.43	\$16.82	\$35,410
25-2022	Middle School Teachers, Except Special and Career/Technical Education	86	-	-	-	-	\$76,080
51-2090	Miscellaneous Assemblers and Fabricators	122	\$20.05	\$17.53	\$18.45	\$21.87	\$41,710
51-9023	Mixing and Blending Machine Setters, Operators, and Tenders	16	\$22.52	\$19.11	\$20.10	\$23.46	\$46,840
49-3042	Mobile Heavy Equipment Mechanics, Except Engines	11	\$27.81	\$21.45	\$27.08	\$32.38	\$57,850
11-9121	Natural Sciences Managers	26	\$56.11	\$48.39	\$57.51	\$58.98	\$116,710
15-1244	Network and Computer Systems Administrators	48	\$42.84	\$33.85	\$41.75	\$49.88	\$89,110
29-1171	Nurse Practitioners	25	\$58.19	\$48.71	\$54.49	\$65.68	\$121,040
31-1131	Nursing Assistants	363	\$18.71	\$17.46	\$18.31	\$18.92	\$38,910
19-5011	Occupational Health and Safety Specialists	31	\$37.76	\$31.37	\$38.19	\$44.51	\$78,540
43-9199	Office and Administrative Support Workers, All Other	64	\$20.08	\$14.68	\$21.81	\$22.91	\$41,760
43-9061	Office Clerks, General	547	\$20.05	\$17.12	\$19.27	\$21.99	\$41,700
47-2073	Operating Engineers and Other Construction Equipment Operators	72	\$32.71	\$26.22	\$28.62	\$36.68	\$68,040
29-2081	Opticians, Dispensing	28	\$21.76	\$18.35	\$19.80	\$22.79	\$45,260
29-1041	Optometrists	14	\$57.88	\$48.08	\$62.76	\$82.93	\$120,390
51-9111	Packaging and Filling Machine Operators and Tenders	114	\$17.66	\$14.66	\$16.46	\$20.05	\$36,740
53-7064	Packers and Packagers, Hand	73	\$16.25	\$14.90	\$16.10	\$17.53	\$33,790
47-2141	Painters, Construction and Maintenance	73	\$22.83	\$18.24	\$22.31	\$23.64	\$47,480
23-2011	Paralegals and Legal Assistants	27	\$25.34	\$21.03	\$24.66	\$30.48	\$52,700
41-2022	Parts Salespersons	55	\$19.56	\$16.95	\$17.46	\$21.77	\$40,680
43-3051	Payroll and Timekeeping Clerks	34	\$24.72	\$20.65	\$24.49	\$29.31	\$51,420
13-2052	Personal Financial Advisors	17	\$48.97	\$26.37	\$36.87	\$67.17	\$101,860

SOC code	Walla Walla, Washington MSA occupational title	Estimated employment	Average wage	Percentiles			Annual wage
				25th	50th	75th	
37-3012	Pesticide Handlers, Sprayers, and Applicators, Vegetation	19	\$23.32	\$23.15	\$23.15	\$23.15	\$48,500
29-1051	Pharmacists	61	\$63.76	\$59.79	\$69.82	\$76.72	\$132,610
31-9095	Pharmacy Aides	12	\$16.09	\$15.61	\$16.13	\$16.19	\$33,460
29-2052	Pharmacy Technicians	64	\$22.27	\$19.32	\$22.60	\$25.14	\$46,310
31-2022	Physical Therapist Aides	19	\$17.24	\$16.00	\$16.31	\$19.06	\$35,860
29-1123	Physical Therapists	56	\$48.12	\$43.12	\$51.99	\$51.99	\$100,090
29-1071	Physician Assistants	17	\$70.93	\$61.36	\$76.21	\$78.11	\$147,530
29-1229	Physicians, All Other	21	\$119.80	\$110.10	-	-	\$249,180
47-2152	Plumbers, Pipefitters, and Steamfitters	74	\$31.80	\$23.46	\$30.15	\$36.31	\$66,140
43-5051	Postal Service Clerks	15	\$25.76	\$19.12	\$26.60	\$32.27	\$53,570
43-5052	Postal Service Mail Carriers	60	\$26.25	\$21.14	\$24.81	\$33.35	\$54,610
51-8012	Power Distributors and Dispatchers	-	\$46.50	\$35.13	\$42.59	\$64.03	\$96,710
25-2011	Preschool Teachers, Except Special Education	54	\$18.11	\$14.82	\$17.43	\$19.68	\$37,670
51-5112	Printing Press Operators	70	\$19.99	\$16.27	\$21.71	\$21.71	\$41,570
43-3061	Procurement Clerks	17	\$20.85	\$18.52	\$19.35	\$24.17	\$43,370
27-2012	Producers and Directors	13	\$36.18	\$24.04	\$27.21	\$32.57	\$75,250
43-5061	Production, Planning, and Expediting Clerks	70	\$25.26	\$19.41	\$23.49	\$30.99	\$52,540
13-1082	Project Management Specialists	38	\$48.43	\$32.91	\$49.75	\$57.13	\$100,740
13-2020	Property Appraisers and Assessors	21	\$32.39	\$22.27	\$30.17	\$39.40	\$67,360
33-9099	Protective Service Workers, All Other	26	\$21.97	\$18.14	\$18.80	\$19.10	\$45,690
27-3031	Public Relations Specialists	29	\$36.35	\$28.98	\$32.89	\$41.43	\$75,610
41-9022	Real Estate Sales Agents	44	\$41.44	\$30.69	\$41.97	\$50.22	\$86,190
43-4171	Receptionists and Information Clerks	153	\$17.82	\$15.02	\$17.44	\$19.19	\$37,060
39-9032	Recreation Workers	31	\$18.75	\$15.45	\$17.48	\$21.00	\$39,010
53-7081	Refuse and Recyclable Material Collectors	24	\$26.05	\$24.58	\$26.49	\$31.67	\$54,190
21-1015	Rehabilitation Counselors	29	\$29.92	\$21.80	\$26.55	\$36.73	\$62,230
41-2031	Retail Salespersons	621	\$17.86	\$14.76	\$15.73	\$17.58	\$37,140
11-2022	Sales Managers	32	\$76.33	\$60.21	\$75.21	\$87.95	\$158,770
41-3091	Sales Reps. of Svcs., Exc. Advertising, Insurance, Financial Svcs., & Travel	55	\$29.23	\$18.65	\$26.15	\$34.53	\$60,800
41-4012	Sales Reps/Wholesale/Mfg, Except Tech/Science Products	218	\$37.04	\$26.66	\$32.90	\$45.79	\$77,050
19-3034	School Psychologists	11	\$45.39	\$38.83	\$48.38	\$51.46	\$94,420
25-2031	Secondary School Teachers, Except Special and Career/Technical Education	136	-	-	-	-	\$80,080
43-6014	Secretaries and Administrative Assistants, Except Legal, Medical, and Executive	344	\$22.04	\$19.13	\$22.24	\$23.95	\$45,840
41-3031	Securities, Commodities, and Financial Services Sales Agents	42	\$36.75	\$22.32	\$28.75	\$47.87	\$76,440
33-9032	Security Guards	43	\$22.53	\$16.38	\$22.69	\$23.08	\$46,860
25-3021	Self-Enrichment Teachers	47	\$22.35	\$17.49	\$21.63	\$23.35	\$46,480
51-9012	Separate/Filter/Clarify/Precipitate /Still Machine Setters/Operators/Tenders	134	\$25.13	\$19.18	\$22.60	\$29.36	\$52,270
43-5071	Shipping, Receiving, and Inventory Clerks	124	\$20.04	\$16.81	\$18.81	\$23.08	\$41,690
53-3053	Shuttle Drivers and Chauffeurs	40	\$17.20	\$15.00	\$17.58	\$17.70	\$35,780
11-9151	Social and Community Service Managers	35	\$39.98	\$30.51	\$37.88	\$47.17	\$83,170
21-1093	Social and Human Service Assistants	85	\$21.65	\$17.99	\$23.25	\$23.85	\$45,040
15-1252	Software Developers	96	\$56.35	\$39.10	\$61.73	\$71.45	\$117,210
25-2052	Special Education Teachers, Kindergarten and Elementary School	23	-	-	-	-	\$78,230
25-2057	Special Education Teachers, Middle School	12	-	-	-	-	\$65,810

SOC code	Walla Walla, Washington MSA occupational title	Estimated employment	Average wage	Percentiles			Annual wage
				25th	50th	75th	
25-2058	Special Education Teachers, Secondary School	21	-	-	-	-	\$75,040
29-1127	Speech-Language Pathologists	28	\$43.42	\$38.92	\$44.07	\$48.81	\$90,320
51-8021	Stationary Engineers and Boiler Operators	14	\$31.83	\$30.65	\$31.32	\$33.11	\$66,210
53-7065	Stockers and Order Fillers	429	\$16.94	\$16.01	\$16.01	\$17.35	\$35,230
21-1018	Substance abuse, behavioral disorder, and mental health counselors	68	\$25.83	\$20.99	\$23.09	\$29.52	\$53,730
25-3031	Substitute Teachers, Short-Term	111	\$24.86	\$25.20	\$26.19	\$26.19	\$51,700
25-9045	Teaching Assistants, Except Postsecondary	372	-	-	-	-	\$38,880
27-3042	Technical Writers	11	\$35.07	\$30.69	\$33.32	\$36.07	\$72,950
43-3071	Tellers	133	\$20.15	\$17.60	\$17.99	\$21.74	\$41,920
13-1151	Training and Development Specialists	40	\$34.92	\$21.58	\$34.93	\$46.77	\$72,630
53-1047	Transportation/ Material-Moving Supervisors/No Aircraft Cargo Handling Supervisors	83	\$31.18	\$23.00	\$29.97	\$36.77	\$64,860
25-3041	Tutors	17	\$15.40	\$14.49	\$14.85	\$14.89	\$32,030
29-1131	Veterinarians	12	\$53.25	\$45.83	\$49.83	\$63.06	\$110,760
35-3031	Waiters and Waitresses	323	\$21.29	\$14.49	\$16.47	\$25.90	\$44,270
51-8031	Water and Wastewater Treatment Plant and System Operators	33	\$29.98	\$26.82	\$32.40	\$32.40	\$62,350
15-1254	Web Developers	11	\$35.62	\$22.44	\$31.75	\$42.82	\$74,090
51-4121	Welders, Cutters, Solderers, and Brazers	95	\$25.46	\$21.41	\$24.29	\$29.49	\$52,950
19-1023	Zoologists and Wildlife Biologists	25	\$34.17	\$29.43	\$32.45	\$38.60	\$71,080

Wenatchee, Washington MSA
2023 Occupational Employment
and Wage Estimates
Includes Chelan and Douglas counties



SOC code	Wenatchee, Washington MSA occupational title	Estimated employment	Average wage	Percentiles			Annual wage
				25th	50th	75th	
13-2011	Accountants and Auditors	330	\$39.21	\$29.93	\$36.75	\$46.68	\$81,560
11-3012	Administrative Services Managers	20	\$55.21	\$43.97	\$53.70	\$77.89	\$114,830
25-3011	Adult Basic, Adult Secondary Education, & English as a Second Language Instructors	24	\$31.64	\$31.31	\$31.31	\$31.31	\$65,800
45-2091	Agricultural Equipment Operators	100	\$18.49	\$16.99	\$18.13	\$18.47	\$38,450
45-2011	Agricultural Inspectors	-	\$21.23	\$17.01	\$18.20	\$27.33	\$44,150
45-2099	Agricultural Workers, All Other	-	\$25.95	\$23.95	\$27.13	\$27.13	\$53,980
39-2021	Animal Caretakers	62	\$16.85	\$14.63	\$16.27	\$16.71	\$35,050
17-1011	Architects, Except Landscape and Naval	25	\$34.04	\$24.93	\$37.53	\$39.80	\$70,810
17-3011	Architectural and Civil Drafters	39	\$29.39	\$23.29	\$28.89	\$37.68	\$61,130
11-9041	Architectural and Engineering Managers	22	\$74.70	\$60.93	\$71.49	\$83.48	\$155,380
53-6031	Automotive and Watercraft Service Attendants	63	\$16.78	\$15.98	\$16.34	\$17.48	\$34,910
49-3021	Automotive Body and Related Repairers	35	\$22.07	\$20.08	\$22.14	\$22.65	\$45,900
49-3023	Automotive Service Technicians and Mechanics	200	\$24.45	\$18.03	\$22.93	\$29.00	\$50,850
51-3011	Bakers	77	\$17.85	\$15.75	\$16.85	\$19.06	\$37,120
35-3011	Bartenders	308	\$20.37	\$14.76	\$16.60	\$25.62	\$42,370
43-3011	Bill and Account Collectors	26	\$19.04	\$15.24	\$16.78	\$22.60	\$39,590
43-3021	Billing and Posting Clerks	115	\$22.09	\$18.60	\$22.52	\$24.01	\$45,940
19-4021	Biological Technicians	82	\$21.47	\$17.36	\$20.86	\$24.72	\$44,660
43-3031	Bookkeeping, Accounting, and Auditing Clerks	567	\$23.63	\$19.39	\$22.93	\$26.68	\$49,140
49-3031	Bus and Truck Mechanics and Diesel Engine Specialists	96	\$28.75	\$23.33	\$28.69	\$32.06	\$59,810
53-3051	Bus Drivers, School	144	\$23.70	\$22.65	\$23.80	\$24.88	\$49,300
13-1199	Business Operations Specialists, All Other	457	\$32.73	\$23.25	\$28.84	\$38.09	\$68,080
51-3021	Butchers and Meat Cutters	55	\$20.22	\$15.90	\$18.82	\$22.56	\$42,050
13-1020	Buyers and Purchasing Agents	148	\$31.80	\$23.15	\$30.58	\$40.05	\$66,150
51-7011	Cabinetmakers and Bench Carpenters	27	\$20.85	\$18.20	\$19.29	\$22.47	\$43,370
25-2023	Career/Technical Education Teachers, Middle School	22	-	-	-	-	\$85,040
25-2032	Career/Technical Education Teachers, Secondary School	85	-	-	-	-	\$84,210
47-2031	Carpenters	334	\$29.37	\$22.48	\$27.38	\$32.64	\$61,090
17-1021	Cartographers and Photogrammetrists	18	\$43.55	\$38.62	\$46.35	\$47.97	\$90,590
41-2011	Cashiers	1,206	\$16.26	\$14.85	\$15.24	\$16.96	\$33,810
47-2051	Cement Masons and Concrete Finishers	134	\$25.85	\$20.87	\$22.93	\$29.37	\$53,760
35-1011	Chefs and Head Cooks	70	\$27.53	\$21.01	\$28.34	\$30.63	\$57,260
19-4031	Chemical Technicians	13	\$32.37	\$17.74	\$34.15	\$43.86	\$67,330
11-1011	Chief Executives	31	\$100.43	\$64.33	\$85.64	-	\$208,890
21-1021	Child, Family, and School Social Workers	98	\$29.82	\$22.70	\$30.01	\$34.97	\$62,020
39-9011	Childcare Workers	57	\$16.09	\$15.84	\$15.84	\$16.31	\$33,460
29-1011	Chiropractors	28	\$30.14	\$20.19	\$20.86	\$32.96	\$62,700
17-3022	Civil Engineering Technologists and Technicians	17	\$35.35	\$33.30	\$36.36	\$38.19	\$73,530
17-2051	Civil Engineers	169	\$45.14	\$36.73	\$43.69	\$49.89	\$93,890

SOC code	Wenatchee, Washington MSA occupational title	Estimated employment	Average wage	Percentiles			Annual wage
				25th	50th	75th	
13-1031	Claims Adjusters, Examiners, and Investigators	19	\$42.31	\$38.19	\$41.38	\$48.33	\$88,000
53-7061	Cleaners of Vehicles and Equipment	217	\$16.67	\$14.88	\$15.75	\$18.75	\$34,670
51-9192	Cleaning, Washing, and Metal Pickling Equipment Operators and Tenders	-	\$16.61	\$15.27	\$16.50	\$16.50	\$34,540
27-2022	Coaches and Scouts	224	-	-	-	-	\$46,950
51-9124	Coating, Painting, and Spraying Machine Setters, Operators, and Tenders	25	\$20.87	\$17.16	\$18.82	\$21.66	\$43,410
21-1099	Community and Social Service Specialists, All Other	40	\$23.74	\$14.91	\$22.07	\$27.78	\$49,370
21-1094	Community Health Workers	14	\$23.31	\$17.89	\$21.37	\$28.35	\$48,490
13-1041	Compliance Officers	105	\$33.75	\$25.75	\$31.69	\$38.58	\$70,190
11-3021	Computer and Information Systems Managers	54	\$75.30	\$57.19	\$69.50	\$81.82	\$156,620
15-1241	Computer Network Architects	21	\$53.20	\$40.64	\$46.90	\$66.15	\$110,660
15-1231	Computer Network Support Specialists	30	\$36.46	\$28.87	\$37.34	\$44.12	\$75,850
15-1299	Computer Occupations, All Other	49	\$36.93	\$25.57	\$30.56	\$41.29	\$76,820
15-1251	Computer Programmers	13	\$39.00	\$31.59	\$34.09	\$39.64	\$81,120
15-1211	Computer Systems Analysts	43	\$47.15	\$35.94	\$44.54	\$61.19	\$98,080
15-1232	Computer User Support Specialists	125	\$27.84	\$21.52	\$26.34	\$33.82	\$57,910
49-2011	Computer, Automated Teller, and Office Machine Repairers	18	\$27.18	\$23.98	\$29.99	\$29.99	\$56,540
19-1031	Conservation Scientists	19	\$37.79	\$30.74	\$35.01	\$39.92	\$78,610
47-4011	Construction and Building Inspectors	57	\$39.66	\$37.22	\$39.34	\$43.86	\$82,490
47-2061	Construction Laborers	461	\$24.18	\$18.13	\$22.44	\$27.61	\$50,290
11-9021	Construction Managers	86	\$51.54	\$45.93	\$51.57	\$52.40	\$107,200
35-2011	Cooks, Fast Food	95	\$15.52	\$14.66	\$15.03	\$15.75	\$32,280
35-2012	Cooks, Institution and Cafeteria	171	\$19.08	\$17.11	\$18.66	\$20.81	\$39,690
35-2014	Cooks, Restaurant	673	\$18.65	\$16.93	\$17.84	\$20.46	\$38,790
33-3012	Correctional Officers and Jailers	14	\$23.96	\$21.58	\$23.47	\$24.55	\$49,840
13-1051	Cost Estimators	71	\$35.11	\$29.12	\$35.04	\$39.71	\$73,030
41-2021	Counter and Rental Clerks	285	\$18.80	\$16.19	\$17.95	\$21.22	\$39,110
43-4031	Court, Municipal, and License Clerks	49	\$28.83	\$27.43	\$29.17	\$32.67	\$59,960
13-2041	Credit Analysts	22	\$43.35	\$31.36	\$45.72	\$52.21	\$90,170
33-9091	Crossing Guards and Flaggers	35	\$22.86	\$16.01	\$20.99	\$25.24	\$47,550
43-4051	Customer Service Representatives	495	\$20.43	\$15.92	\$18.18	\$22.71	\$42,500
51-4031	Cutting, Punching, & Press Machine Setters, Operators, & Tenders, Metal & Plastic	13	\$20.31	\$17.80	\$19.25	\$22.96	\$42,240
41-9011	Demonstrators and Product Promoters	144	\$17.39	\$14.71	\$16.74	\$19.00	\$36,160
31-9091	Dental Assistants	192	\$22.55	\$18.86	\$21.98	\$23.50	\$46,900
29-1292	Dental Hygienists	109	\$47.85	\$48.16	\$49.55	\$50.66	\$99,530
29-1021	Dentists, General	56	\$99.46	\$63.12	\$78.27	\$100.88	\$206,870
33-3021	Detectives and Criminal Investigators	13	\$51.00	\$46.15	\$47.91	\$52.46	\$106,080
35-9011	Dining Room and Cafeteria Attendants and Bartender Helpers	121	\$16.18	\$14.58	\$16.04	\$16.44	\$33,660
35-9021	Dishwashers	268	\$16.63	\$14.72	\$15.27	\$16.95	\$34,590
43-5032	Dispatchers, Except Police, Fire, and Ambulance	38	\$25.44	\$19.37	\$23.00	\$30.49	\$52,920
53-3031	Driver/Sales Workers	103	\$24.44	\$15.94	\$23.12	\$28.58	\$50,830
47-2081	Drywall and Ceiling Tile Installers	45	\$30.09	\$23.76	\$29.17	\$37.93	\$62,590
27-3041	Editors	14	\$31.74	\$22.72	\$28.89	\$34.61	\$66,030
11-9032	Education Administrators, Kindergarten through Secondary	113	-	-	-	-	\$130,090
11-9031	Education and Childcare Administrators, Preschool and Daycare	18	\$26.88	\$21.96	\$23.79	\$29.05	\$55,900
21-1012	Educational, Guidance, and Career Counselors and Advisors	78	\$37.11	\$30.11	\$36.53	\$47.61	\$77,190

SOC code	Wenatchee, Washington MSA occupational title	Estimated employment	Average wage	Percentiles			Annual wage
				25th	50th	75th	
17-3023	Electrical and Electronic Engineering Technologists and Technicians	17	\$33.53	\$29.38	\$32.79	\$37.75	\$69,750
17-2071	Electrical Engineers	72	\$50.64	\$47.06	\$47.94	\$62.47	\$105,340
49-9051	Electrical Power-Line Installers and Repairers	65	\$49.96	\$50.69	\$50.69	\$54.33	\$103,920
51-2028	Electrical/Electronic/Electromechanical Assemblers Only	112	\$18.78	\$15.32	\$18.67	\$19.39	\$39,060
47-2111	Electricians	307	\$37.59	\$29.07	\$38.69	\$50.77	\$78,180
17-2072	Electronics Engineers, Except Computer	10	\$51.87	\$30.84	\$49.43	\$73.00	\$107,880
25-2021	Elementary School Teachers, Except Special Education	586	-	-	-	-	\$77,330
43-4061	Eligibility Interviewers, Government Programs	34	\$26.16	\$21.81	\$28.00	\$29.43	\$54,400
29-2042	Emergency Medical Technicians	105	\$17.51	\$14.85	\$16.75	\$19.53	\$36,410
39-1014	Entertainment and Recreation Workers Supervisors, Except Gambling Services	31	\$27.06	\$18.73	\$26.69	\$31.66	\$56,280
19-2041	Environmental Scientists and Specialists, Including Health	28	\$39.56	\$28.69	\$32.82	\$43.84	\$82,280
43-6011	Executive Secretaries and Executive Administrative Assistants	82	\$32.57	\$29.22	\$31.71	\$35.47	\$67,750
39-9031	Exercise Trainers and Group Fitness Instructors	97	\$22.80	\$17.07	\$21.31	\$26.84	\$47,430
11-3013	Facilities Managers	31	\$56.66	\$44.24	\$56.68	\$66.77	\$117,860
45-2092	Farmworkers and Laborers, Crop, Nursery, and Greenhouse	580	\$17.14	\$15.51	\$17.29	\$17.48	\$35,640
45-2093	Farmworkers, Farm, Ranch, and Aquacultural Animals	21	\$22.66	\$20.39	\$23.55	\$27.33	\$47,140
35-3023	Fast Food and Counter Workers	1,538	\$15.81	\$14.56	\$14.94	\$16.44	\$32,880
13-2051	Financial and Investment Analysts	15	\$44.39	\$37.17	\$44.08	\$50.22	\$92,340
11-3031	Financial Managers	125	\$70.51	\$55.27	\$63.79	\$79.09	\$146,650
13-2099	Financial Specialists, All Other	14	\$29.87	\$23.65	\$25.55	\$29.74	\$62,130
33-2011	Firefighters	176	\$33.88	\$28.07	\$37.80	\$39.72	\$70,460
47-1011	First-Line Supervisors of Construction Trades and Extraction Workers	245	\$41.86	\$31.69	\$40.02	\$50.27	\$87,070
45-1011	First-Line Supervisors of Farming, Fishing, and Forestry Workers	139	\$25.43	\$18.61	\$23.31	\$30.64	\$52,890
33-1021	First-Line Supervisors of Firefighting and Prevention Workers	85	\$47.90	\$44.72	\$48.75	\$53.38	\$99,630
35-1012	First-Line Supervisors of Food Preparation and Serving Workers	518	\$22.04	\$17.17	\$20.83	\$24.64	\$45,830
37-1011	First-Line Supervisors of Housekeeping and Janitorial Workers	76	\$22.93	\$17.90	\$20.28	\$27.97	\$47,690
37-1012	First-Line Supervisors of Landscaping, Lawn Service, and Groundskeeping Workers	32	\$30.27	\$22.80	\$28.65	\$40.39	\$62,970
49-1011	First-Line Supervisors of Mechanics, Installers, and Repairers	279	\$38.05	\$28.43	\$36.65	\$46.21	\$79,140
41-1012	First-Line Supervisors of Non-Retail Sales Workers	75	\$37.07	\$26.07	\$34.31	\$42.86	\$77,110
43-1011	First-Line Supervisors of Office and Administrative Support Workers	430	\$30.79	\$24.26	\$29.32	\$35.59	\$64,050
33-1012	First-Line Supervisors of Police and Detectives	57	\$55.60	\$50.97	\$57.21	\$57.81	\$115,640
51-1011	First-Line Supervisors of Production and Operating Workers	208	\$32.82	\$23.02	\$31.31	\$38.65	\$68,260
41-1011	First-Line Supervisors of Retail Sales Workers	550	\$24.17	\$18.29	\$21.88	\$27.76	\$50,270
27-1023	Floral Designers	18	\$17.22	\$15.94	\$16.45	\$19.36	\$35,820
51-3092	Food Batchmakers	42	\$16.02	\$14.68	\$16.02	\$16.46	\$33,310
35-2021	Food Preparation Workers	279	\$17.36	\$15.96	\$17.08	\$17.74	\$36,100
35-3041	Food Servers, Nonrestaurant	83	\$17.11	\$15.21	\$16.15	\$16.83	\$35,580
11-9051	Food Service Managers	48	\$41.69	\$29.61	\$38.40	\$48.23	\$86,710
13-1131	Fundraisers	20	\$32.73	\$24.56	\$31.40	\$36.95	\$68,080
11-1021	General and Operations Managers	718	\$58.71	\$34.25	\$47.09	\$66.80	\$122,110
45-2041	Graders and Sorters, Agricultural Products	579	\$16.15	\$14.63	\$16.57	\$16.76	\$33,580
27-1024	Graphic Designers	33	\$26.72	\$19.40	\$22.23	\$33.48	\$55,570
51-4033	Grind/Lap/Polish/Buf. Mach. Tool Setters, Oprs, & Tenders, Metal & Plastic	28	\$18.31	\$17.65	\$17.96	\$18.82	\$38,080

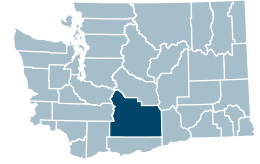
SOC code	Wenatchee, Washington MSA occupational title	Estimated employment	Average wage	Percentiles			Annual wage
				25th	50th	75th	
29-2099	Health Technologists and Technicians, All Other	54	\$25.37	\$17.96	\$23.05	\$27.57	\$52,760
29-9099	Healthcare Practitioners and Technical Workers, All Other	11	\$41.26	\$23.01	\$38.80	\$50.81	\$85,820
21-1022	Healthcare Social Workers	74	\$30.77	\$24.38	\$30.39	\$35.62	\$64,000
31-9099	Healthcare Support Workers, All Other	40	\$26.37	\$22.11	\$25.73	\$29.52	\$54,850
49-9021	Heating, Air Conditioning, and Refrigeration Mechanics and Installers	125	\$26.88	\$22.25	\$23.43	\$29.94	\$55,910
53-3032	Heavy and Tractor-Trailer Truck Drivers	456	\$26.08	\$22.48	\$24.45	\$28.50	\$54,240
51-9198	Helpers--Production Workers	58	\$16.46	\$15.10	\$15.76	\$17.08	\$34,230
47-4051	Highway Maintenance Workers	81	\$28.87	\$27.33	\$28.00	\$30.80	\$60,040
31-1120	Home Health and Personal Care Aides	610	\$17.54	\$16.63	\$17.63	\$18.20	\$36,470
35-9031	Hosts and Hostesses, Restaurant, Lounge, and Coffee Shop	144	\$16.13	\$14.67	\$15.96	\$16.57	\$33,560
43-4081	Hotel, Motel, and Resort Desk Clerks	234	\$16.49	\$14.79	\$15.29	\$17.31	\$34,310
43-4161	Human Resources Assistants, Except Payroll and Timekeeping	38	\$21.17	\$17.59	\$21.11	\$23.86	\$44,040
11-3121	Human Resources Managers	25	\$61.72	\$50.14	\$62.28	\$74.37	\$128,370
13-1071	Human Resources Specialists	201	\$33.57	\$23.85	\$30.28	\$40.68	\$69,820
17-2112	Industrial Engineers	30	\$41.75	\$34.93	\$41.79	\$45.67	\$86,830
49-9041	Industrial Machinery Mechanics	208	\$36.74	\$22.78	\$34.05	\$50.30	\$76,410
11-3051	Industrial Production Managers	34	\$59.74	\$48.03	\$59.35	\$67.73	\$124,250
53-7051	Industrial Truck and Tractor Operators	388	\$19.09	\$17.67	\$17.95	\$19.01	\$39,720
43-4199	Information and Record Clerks, All Other	43	\$21.53	\$18.52	\$21.29	\$23.69	\$44,780
15-1212	Information Security Analysts	11	\$45.04	\$33.32	\$46.05	\$50.87	\$93,690
51-9061	Inspectors, Testers, Sorters, Samplers, and Weighers	275	\$21.79	\$16.66	\$18.16	\$23.34	\$45,310
25-9031	Instructional Coordinators	39	\$37.88	\$30.59	\$35.28	\$47.44	\$78,800
43-9041	Insurance Claims and Policy Processing Clerks	-	\$20.87	\$17.75	\$19.80	\$24.72	\$43,400
41-3021	Insurance Sales Agents	115	\$33.07	\$23.42	\$24.91	\$35.58	\$68,790
37-2011	Janitors and Cleaners, Except Maids and Housekeeping Cleaners	656	\$18.59	\$15.85	\$17.43	\$21.34	\$38,660
25-2012	Kindergarten Teachers, Except Special Education	73	-	-	-	-	\$71,240
13-1075	Labor Relations Specialists	13	\$57.78	\$41.33	\$60.03	\$62.68	\$120,180
53-7062	Laborers and Freight, Stock, and Material Movers, Hand	849	\$17.08	\$14.78	\$16.08	\$17.63	\$35,520
37-3011	Landscaping and Groundskeeping Workers	457	\$19.33	\$16.39	\$17.79	\$21.84	\$40,200
51-6011	Laundry and Dry-Cleaning Workers	57	\$15.99	\$15.06	\$15.67	\$16.82	\$33,260
23-1011	Lawyers	80	\$56.80	\$34.85	\$51.48	\$65.34	\$118,140
43-6012	Legal Secretaries and Administrative Assistants	32	\$24.21	\$18.57	\$21.75	\$24.83	\$50,350
11-1031	Legislators	40	-	-	-	-	\$145,220
25-4022	Librarians and Media Collections Specialists	19	\$39.21	\$33.95	\$39.01	\$48.29	\$81,570
43-4121	Library Assistants, Clerical	36	\$19.93	\$18.64	\$21.11	\$21.11	\$41,460
29-2061	Licensed Practical and Licensed Vocational Nurses	75	\$29.27	\$24.38	\$29.65	\$31.36	\$60,880
53-3033	Light Truck Drivers	329	\$20.98	\$17.06	\$20.39	\$22.45	\$43,640
43-4131	Loan Interviewers and Clerks	50	\$21.94	\$18.52	\$22.41	\$23.08	\$45,640
13-2072	Loan Officers	113	\$40.11	\$23.83	\$30.89	\$46.63	\$83,420
11-9081	Lodging Managers	36	\$32.54	\$23.18	\$28.65	\$39.11	\$67,680
51-4041	Machinists	162	\$23.28	\$18.84	\$21.36	\$26.59	\$48,420
37-2012	Maids and Housekeeping Cleaners	553	\$16.30	\$15.09	\$15.99	\$17.25	\$33,900
49-9071	Maintenance and Repair Workers, General	808	\$23.20	\$17.70	\$22.22	\$27.75	\$48,250
13-1111	Management Analysts	103	\$43.88	\$31.69	\$40.53	\$49.73	\$91,270
11-9199	Managers, All Other	84	\$58.61	\$46.12	\$52.59	\$71.28	\$121,900

SOC code	Wenatchee, Washington MSA occupational title	Estimated employment	Average wage	Percentiles			Annual wage
				25th	50th	75th	
13-1161	Market Research Analysts and Marketing Specialists	146	\$39.30	\$24.49	\$34.41	\$48.09	\$81,750
11-2021	Marketing Managers	48	\$56.14	\$37.83	\$47.41	\$76.79	\$116,770
31-9011	Massage Therapists	54	\$33.13	\$29.15	\$31.59	\$38.41	\$68,910
17-3013	Mechanical Drafters	21	\$27.55	\$19.90	\$26.68	\$30.98	\$57,300
17-2141	Mechanical Engineers	47	\$44.25	\$35.06	\$41.48	\$52.07	\$92,050
11-9111	Medical and Health Services Managers	102	\$55.24	\$38.41	\$49.31	\$65.29	\$114,890
31-9092	Medical Assistants	403	\$20.65	\$19.17	\$19.39	\$22.46	\$42,950
31-9093	Medical Equipment Preparers	34	\$21.89	\$16.62	\$20.91	\$24.65	\$45,520
29-2072	Medical Records Specialists	39	\$22.16	\$18.78	\$22.08	\$23.99	\$46,090
43-6013	Medical Secretaries and Administrative Assistants	121	\$21.15	\$19.27	\$19.52	\$22.94	\$44,000
13-1121	Meeting, Convention, and Event Planners	37	\$27.65	\$17.57	\$24.21	\$35.11	\$57,510
27-1026	Merchandise Displayers and Window Trimmers	56	\$18.43	\$15.48	\$16.87	\$20.30	\$38,330
43-5041	Meter Readers, Utilities	16	\$28.80	\$25.08	\$28.76	\$29.71	\$59,900
25-2022	Middle School Teachers, Except Special and Career/Technical Education	188	-	-	-	-	\$77,070
51-2090	Miscellaneous Assemblers and Fabricators	264	\$18.71	\$15.20	\$17.63	\$20.42	\$38,920
51-9023	Mixing and Blending Machine Setters, Operators, and Tenders	18	\$22.69	\$17.98	\$22.79	\$24.96	\$47,190
49-3042	Mobile Heavy Equipment Mechanics, Except Engines	75	\$27.17	\$23.04	\$25.69	\$31.25	\$56,520
11-9121	Natural Sciences Managers	19	\$59.17	\$49.60	\$61.64	\$66.57	\$123,080
15-1244	Network and Computer Systems Administrators	87	\$43.63	\$35.38	\$42.26	\$48.34	\$90,750
43-4141	New Accounts Clerks	16	\$20.10	\$18.82	\$18.96	\$20.09	\$41,800
29-1171	Nurse Practitioners	64	\$62.19	\$56.25	\$64.46	\$66.38	\$129,350
31-1131	Nursing Assistants	405	\$17.87	\$15.09	\$17.63	\$18.83	\$37,170
19-5011	Occupational Health and Safety Specialists	36	\$37.57	\$29.51	\$39.76	\$47.20	\$78,150
29-1122	Occupational Therapists	53	\$43.24	\$37.80	\$42.18	\$51.82	\$89,940
43-9199	Office and Administrative Support Workers, All Other	22	\$23.15	\$19.10	\$24.39	\$24.39	\$48,160
43-9061	Office Clerks, General	806	\$21.38	\$17.56	\$20.30	\$23.46	\$44,460
47-2073	Operating Engineers and Other Construction Equipment Operators	163	\$33.54	\$27.50	\$29.54	\$39.86	\$69,760
29-2081	Opticians, Dispensing	24	\$24.33	\$17.98	\$21.96	\$32.12	\$50,600
43-4151	Order Clerks	25	\$20.14	\$17.78	\$19.40	\$22.69	\$41,890
49-3053	Outdoor Power Equipment and Other Small Engine Mechanics	25	\$22.86	\$19.87	\$23.20	\$24.67	\$47,540
51-9111	Packaging and Filling Machine Operators and Tenders	124	\$16.88	\$15.04	\$16.08	\$17.25	\$35,110
53-7064	Packers and Packagers, Hand	1,410	\$16.96	\$15.05	\$17.00	\$17.65	\$35,270
47-2141	Painters, Construction and Maintenance	140	\$24.10	\$19.28	\$23.23	\$28.02	\$50,120
23-2011	Paralegals and Legal Assistants	76	\$29.28	\$23.15	\$29.81	\$33.38	\$60,890
29-2043	Paramedics	55	\$32.24	\$23.14	\$28.41	\$45.15	\$67,060
53-6021	Parking Attendants	20	\$16.82	\$14.49	\$15.22	\$18.65	\$34,990
41-2022	Parts Salespersons	119	\$20.95	\$16.75	\$18.82	\$23.63	\$43,570
43-3051	Payroll and Timekeeping Clerks	62	\$24.36	\$19.90	\$24.92	\$27.54	\$50,670
29-1051	Pharmacists	131	\$65.26	\$61.19	\$66.62	\$69.81	\$135,740
31-9095	Pharmacy Aides	21	\$18.63	\$15.58	\$16.49	\$20.74	\$38,750
29-2052	Pharmacy Technicians	129	\$22.20	\$18.66	\$23.09	\$24.15	\$46,180
27-4021	Photographers	19	\$18.38	\$14.49	\$15.98	\$21.49	\$38,220
31-2022	Physical Therapist Aides	30	\$18.46	\$15.37	\$16.24	\$18.79	\$38,400
31-2021	Physical Therapist Assistants	32	\$29.84	\$26.56	\$28.35	\$34.98	\$62,060
29-1123	Physical Therapists	92	\$46.38	\$40.99	\$49.05	\$51.05	\$96,480

SOC code	Wenatchee, Washington MSA occupational title	Estimated employment	Average wage	Percentiles			Annual wage
				25th	50th	75th	
29-1071	Physician Assistants	68	\$67.14	\$61.36	\$65.85	\$77.47	\$139,660
29-1229	Physicians, All Other	39	\$119.48	\$81.93	\$109.29	-	\$248,510
47-2151	Pipelayers	30	\$28.73	\$23.79	\$30.50	\$35.40	\$59,750
47-2152	Plumbers, Pipefitters, and Steamfitters	173	\$30.55	\$19.71	\$28.67	\$35.74	\$63,540
33-3051	Police and Sheriff's Patrol Officers	160	\$41.44	\$36.10	\$44.28	\$46.52	\$86,200
43-5051	Postal Service Clerks	34	\$26.52	\$24.17	\$26.86	\$29.74	\$55,150
43-5052	Postal Service Mail Carriers	92	\$26.24	\$21.19	\$24.86	\$34.30	\$54,580
43-5053	Postal Service Mail Sorters, Processors, and Processing Machine Operators	27	\$26.03	\$19.12	\$25.57	\$32.84	\$54,140
11-9131	Postmasters and Mail Superintendents	13	\$37.48	\$36.11	\$38.10	\$39.79	\$77,960
25-2011	Preschool Teachers, Except Special Education	153	\$18.06	\$16.00	\$17.46	\$17.98	\$37,550
51-5112	Printing Press Operators	32	\$19.61	\$15.81	\$19.83	\$21.72	\$40,780
21-1092	Probation Officers and Correctional Treatment Specialists	22	\$32.19	\$30.16	\$30.92	\$34.54	\$66,960
43-3061	Procurement Clerks	20	\$21.15	\$18.32	\$20.68	\$23.79	\$43,990
27-2012	Producers and Directors	24	\$29.51	\$21.33	\$22.43	\$34.54	\$61,380
43-5061	Production, Planning, and Expediting Clerks	136	\$21.61	\$17.08	\$18.82	\$24.70	\$44,950
13-1082	Project Management Specialists	96	\$47.32	\$34.20	\$49.00	\$56.76	\$98,420
11-9141	Property, Real Estate, and Community Association Managers	65	\$48.88	\$35.39	\$46.10	\$69.82	\$101,670
33-9099	Protective Service Workers, All Other	48	\$20.70	\$17.36	\$19.10	\$21.36	\$43,050
27-3031	Public Relations Specialists	53	\$34.58	\$26.44	\$33.88	\$38.99	\$71,930
43-5031	Public Safety Telecommunicators	49	\$25.97	\$24.08	\$29.40	\$29.40	\$54,010
11-3061	Purchasing Managers	12	\$68.71	\$59.32	\$62.78	\$76.44	\$142,930
41-9021	Real Estate Brokers	-	\$26.26	\$22.97	\$25.12	\$25.12	\$54,610
41-9022	Real Estate Sales Agents	82	\$31.74	\$22.29	\$29.09	\$39.58	\$66,020
43-4171	Receptionists and Information Clerks	392	\$17.75	\$15.58	\$17.27	\$18.88	\$36,910
39-9032	Recreation Workers	77	\$17.75	\$14.82	\$16.54	\$18.13	\$36,910
53-7081	Refuse and Recyclable Material Collectors	50	\$24.98	\$22.19	\$24.00	\$27.10	\$51,950
29-1141	Registered Nurses	1,132	\$45.04	\$40.14	\$41.45	\$50.29	\$93,680
21-1015	Rehabilitation Counselors	27	\$27.52	\$24.14	\$24.85	\$30.16	\$57,240
39-9041	Residential Advisors	13	\$18.68	\$17.14	\$17.74	\$18.51	\$38,850
29-1126	Respiratory Therapists	33	-	-	-	-	-
41-2031	Retail Salespersons	1,601	\$17.98	\$14.94	\$15.98	\$17.64	\$37,400
47-2181	Roofers	69	\$29.60	\$23.01	\$28.66	\$33.00	\$61,570
11-2022	Sales Managers	105	\$73.73	\$51.35	\$63.77	\$83.66	\$153,360
41-4011	Sales Representatives, Wholesale & Manufacturing, Technical & Scientific Products	17	\$49.25	\$37.09	\$46.27	\$59.29	\$102,440
41-3091	Sales Reps. of Svcs., Exc. Advertising, Insurance, Financial Svcs., & Travel	207	\$31.99	\$19.44	\$28.09	\$38.74	\$66,530
41-4012	Sales Reps/Wholesale/Mfg, Except Tech/Science Products	434	\$41.97	\$27.21	\$36.05	\$50.80	\$87,290
19-3034	School Psychologists	22	\$42.22	\$36.91	\$37.25	\$50.00	\$87,820
25-2031	Secondary School Teachers, Except Special and Career/Technical Education	298	-	-	-	-	\$80,700
43-6014	Secretaries and Administrative Assistants, Except Legal, Medical, and Executive	564	\$23.18	\$19.23	\$22.44	\$24.78	\$48,210
41-3031	Securities, Commodities, and Financial Services Sales Agents	75	\$33.38	\$21.71	\$24.83	\$37.85	\$69,440
33-9032	Security Guards	141	\$18.05	\$15.26	\$16.55	\$18.03	\$37,540
25-3021	Self-Enrichment Teachers	107	\$21.58	\$17.54	\$20.62	\$23.84	\$44,880

SOC code	Wenatchee, Washington MSA occupational title	Estimated employment	Average wage	Percentiles			Annual wage
				25th	50th	75th	
51-9012	Separate/Filter/Clarify/Precipitate /Still Machine Setters/Operators/Tenders	62	\$25.52	\$21.71	\$22.46	\$30.52	\$53,080
47-4071	Septic Tank Servicers and Sewer Pipe Cleaners	25	\$26.35	\$18.94	\$23.74	\$34.35	\$54,810
51-6031	Sewing Machine Operators	23	\$16.12	\$14.99	\$15.75	\$16.59	\$33,540
47-2211	Sheet Metal Workers	22	\$29.65	\$22.88	\$26.91	\$39.75	\$61,660
43-5071	Shipping, Receiving, and Inventory Clerks	282	\$19.68	\$17.18	\$17.86	\$20.99	\$40,930
53-3053	Shuttle Drivers and Chauffeurs	83	\$17.14	\$14.90	\$15.68	\$18.66	\$35,660
39-5094	Skincare Specialists	12	\$31.84	\$19.00	\$29.62	\$38.39	\$66,220
11-9151	Social and Community Service Managers	31	\$38.76	\$30.63	\$34.02	\$46.67	\$80,630
21-1093	Social and Human Service Assistants	-	\$20.50	\$18.34	\$19.50	\$21.76	\$42,640
15-1252	Software Developers	143	\$56.02	\$44.24	\$57.97	\$67.29	\$116,520
19-1013	Soil and Plant Scientists	34	\$40.50	\$26.88	\$33.25	\$52.73	\$84,230
25-2052	Special Education Teachers, Kindergarten and Elementary School	42	-	-	-	-	\$70,190
25-2057	Special Education Teachers, Middle School	21	-	-	-	-	\$71,320
25-2051	Special Education Teachers, Preschool	11	-	-	-	-	\$75,460
25-2058	Special Education Teachers, Secondary School	37	-	-	-	-	\$80,960
29-1127	Speech-Language Pathologists	58	\$42.68	\$36.50	\$42.11	\$49.76	\$88,780
53-7065	Stockers and Order Fillers	855	\$17.93	\$15.63	\$16.75	\$19.58	\$37,300
21-1018	Substance abuse, behavioral disorder, and mental health counselors	93	\$30.56	\$20.06	\$27.68	\$37.96	\$63,560
25-3031	Substitute Teachers, Short-Term	194	\$20.25	\$18.57	\$19.35	\$21.43	\$42,120
17-3031	Surveying and Mapping Technicians	17	\$23.48	\$18.85	\$23.25	\$26.28	\$48,830
17-1022	Surveyors	15	\$37.76	\$34.64	\$37.00	\$39.26	\$78,540
25-3099	Teachers and Instructors, All Other	22	-	-	-	-	\$55,640
25-9045	Teaching Assistants, Except Postsecondary	720	-	-	-	-	\$38,870
49-2022	Telecommunications Equipment Installers and Repairers, Except Line Installers	47	\$32.31	\$30.32	\$34.74	\$34.74	\$67,200
49-9052	Telecommunications Line Installers and Repairers	23	\$30.49	\$24.22	\$28.85	\$36.16	\$63,420
43-3071	Tellers	154	\$18.52	\$17.60	\$17.78	\$18.94	\$38,520
49-3093	Tire Repairers and Changers	61	\$18.18	\$17.13	\$17.20	\$17.46	\$37,810
13-1151	Training and Development Specialists	58	\$29.61	\$21.85	\$28.28	\$33.49	\$61,590
11-3071	Transportation, Storage, and Distribution Managers	19	\$53.90	\$45.23	\$57.51	\$62.66	\$112,110
53-1047	Transportation/ Material-Moving Supervisors/No Aircraft Cargo Handling Supervisors	251	\$27.73	\$21.73	\$25.13	\$31.53	\$57,670
19-3051	Urban and Regional Planners	39	\$39.02	\$34.97	\$37.35	\$44.77	\$81,160
35-3031	Waiters and Waitresses	860	\$20.24	\$14.66	\$16.79	\$24.12	\$42,100
51-8031	Water and Wastewater Treatment Plant and System Operators	54	\$33.70	\$29.77	\$35.67	\$36.68	\$70,090
15-1255	Web and Digital Interface Designers	28	\$35.48	\$22.87	\$34.48	\$44.77	\$73,800
51-4121	Welders, Cutters, Solderers, and Brazers	57	\$24.80	\$19.74	\$23.36	\$28.36	\$51,580
19-1023	Zoologists and Wildlife Biologists	74	\$39.12	\$34.50	\$36.73	\$43.24	\$81,370

Yakima, Washington MSA
2023 Occupational Employment
and Wage Estimates
Includes Yakima County



SOC code	Yakima, Washington MSA occupational title	Estimated employment	Average wage	Percentiles			Annual wage
				25th	50th	75th	
13-2011	Accountants and Auditors	559	\$36.66	\$29.29	\$35.28	\$41.38	\$76,250
11-3012	Administrative Services Managers	33	\$52.82	\$43.40	\$57.53	\$61.76	\$109,870
25-3011	Adult Basic, Adult Secondary Education, & English as a Second Language Instructors	100	\$23.84	\$14.94	\$19.01	\$23.77	\$49,580
41-3011	Advertising Sales Agents	48	\$28.76	\$17.29	\$22.86	\$35.37	\$59,810
45-2091	Agricultural Equipment Operators	265	\$17.89	\$16.82	\$17.99	\$18.20	\$37,200
45-2011	Agricultural Inspectors	243	\$21.79	\$17.21	\$18.06	\$27.33	\$45,330
19-4012	Agricultural Technicians	22	\$18.68	\$16.60	\$17.52	\$19.41	\$38,850
49-3011	Aircraft Mechanics and Service Technicians	15	\$27.70	\$19.77	\$25.14	\$32.32	\$57,610
39-3091	Amusement and Recreation Attendants	166	\$16.01	\$14.49	\$16.31	\$16.74	\$33,300
39-2021	Animal Caretakers	82	\$17.68	\$14.79	\$15.38	\$18.34	\$36,770
17-1011	Architects, Except Landscape and Naval	29	\$38.43	\$31.47	\$36.55	\$39.72	\$79,930
17-3011	Architectural and Civil Drafters	38	\$28.33	\$23.36	\$25.43	\$32.95	\$58,930
11-9041	Architectural and Engineering Managers	37	\$70.17	\$61.13	\$64.90	\$75.32	\$145,940
53-6031	Automotive and Watercraft Service Attendants	157	\$16.53	\$15.19	\$16.34	\$16.84	\$34,380
49-3021	Automotive Body and Related Repairers	50	\$21.78	\$17.94	\$21.39	\$23.35	\$45,300
49-3022	Automotive Glass Installers and Repairers	20	\$21.76	\$17.37	\$19.03	\$26.40	\$45,260
49-3023	Automotive Service Technicians and Mechanics	359	\$24.28	\$17.87	\$22.37	\$28.73	\$50,500
51-3011	Bakers	145	\$18.02	\$15.46	\$16.88	\$18.46	\$37,490
35-3011	Bartenders	365	\$20.73	\$14.67	\$16.54	\$23.71	\$43,120
43-3011	Bill and Account Collectors	46	\$23.08	\$16.29	\$22.44	\$24.58	\$48,000
43-3021	Billing and Posting Clerks	367	\$21.08	\$18.37	\$19.42	\$23.05	\$43,850
19-4021	Biological Technicians	49	\$23.85	\$17.76	\$21.50	\$27.33	\$49,600
43-3031	Bookkeeping, Accounting, and Auditing Clerks	1,029	\$23.14	\$19.04	\$22.34	\$25.51	\$48,120
43-4011	Brokerage Clerks	20	\$24.58	\$23.11	\$23.96	\$28.56	\$51,130
49-3031	Bus and Truck Mechanics and Diesel Engine Specialists	276	\$26.71	\$22.62	\$25.62	\$31.23	\$55,560
53-3051	Bus Drivers, School	472	\$22.48	\$19.79	\$23.98	\$25.35	\$46,750
13-1199	Business Operations Specialists, All Other	656	\$34.11	\$24.82	\$31.83	\$39.91	\$70,940
25-1011	Business Teachers, Postsecondary	14	-	-	-	-	\$64,180
51-3021	Butchers and Meat Cutters	94	\$20.69	\$18.38	\$19.70	\$22.64	\$43,030
13-1020	Buyers and Purchasing Agents	287	\$30.70	\$24.27	\$28.88	\$36.98	\$63,860
51-7011	Cabinetmakers and Bench Carpenters	21	\$21.19	\$18.26	\$21.27	\$23.00	\$44,080
25-2023	Career/Technical Education Teachers, Middle School	40	-	-	-	-	\$86,840
25-1194	Career/Technical Education Teachers, Postsecondary	182	\$32.86	\$27.47	\$31.41	\$37.93	\$68,360
25-2032	Career/Technical Education Teachers, Secondary School	194	-	-	-	-	\$84,510
43-5011	Cargo and Freight Agents	31	\$33.22	\$18.71	\$26.26	\$37.00	\$69,100
47-2031	Carpenters	474	\$29.08	\$22.37	\$24.91	\$32.05	\$60,490
47-2041	Carpet Installers	13	\$23.36	\$19.21	\$21.18	\$29.19	\$48,600
17-1021	Cartographers and Photogrammetrists	11	\$39.13	\$33.30	\$39.40	\$46.53	\$81,390
41-2011	Cashiers	2,239	\$16.11	\$14.66	\$15.21	\$16.83	\$33,510

SOC code	Yakima, Washington MSA occupational title	Estimated employment	Average wage	Percentiles			Annual wage
				25th	50th	75th	
47-2051	Cement Masons and Concrete Finishers	88	\$29.50	\$22.61	\$28.27	\$30.45	\$61,370
35-1011	Chefs and Head Cooks	66	\$27.40	\$20.86	\$24.45	\$32.55	\$57,000
19-4031	Chemical Technicians	17	\$23.77	\$20.67	\$22.02	\$25.40	\$49,450
19-2031	Chemists	20	\$38.57	\$28.00	\$38.50	\$44.77	\$80,230
11-1011	Chief Executives	69	\$106.15	\$70.82	\$90.02	-	\$220,790
21-1021	Child, Family, and School Social Workers	344	\$29.40	\$22.16	\$29.56	\$34.97	\$61,150
39-9011	Childcare Workers	157	\$16.41	\$15.12	\$15.71	\$16.90	\$34,120
29-1011	Chiropractors	-	\$33.69	\$24.18	\$30.67	\$38.09	\$70,070
17-3022	Civil Engineering Technologists and Technicians	49	\$30.76	\$24.38	\$30.64	\$35.36	\$63,990
17-2051	Civil Engineers	174	\$41.89	\$37.01	\$41.06	\$47.33	\$87,120
13-1031	Claims Adjusters, Examiners, and Investigators	51	\$34.57	\$30.90	\$35.81	\$38.19	\$71,900
53-7061	Cleaners of Vehicles and Equipment	416	\$17.03	\$14.49	\$16.34	\$18.03	\$35,420
21-2011	Clergy	13	\$28.63	\$26.07	\$29.64	\$30.09	\$59,550
19-3033	Clinical and Counseling Psychologists	17	\$48.43	\$38.44	\$48.06	\$50.83	\$100,720
29-2010	Clinical Laboratory Technologists and Technicians	85	\$30.03	\$20.56	\$31.92	\$36.71	\$62,460
27-2022	Coaches and Scouts	254	-	-	-	-	\$51,090
51-9124	Coating, Painting, and Spraying Machine Setters, Operators, and Tenders	148	\$19.38	\$16.30	\$18.30	\$20.14	\$40,310
21-1099	Community and Social Service Specialists, All Other	104	\$26.67	\$17.46	\$25.94	\$31.24	\$55,470
21-1094	Community Health Workers	87	\$23.56	\$19.17	\$21.13	\$27.91	\$49,000
13-1141	Compensation, Benefits, and Job Analysis Specialists	19	\$31.34	\$26.00	\$32.64	\$34.27	\$65,190
13-1041	Compliance Officers	232	\$35.27	\$27.51	\$32.19	\$38.60	\$73,360
11-3021	Computer and Information Systems Managers	73	\$69.38	\$49.25	\$58.99	\$74.43	\$144,320
15-1241	Computer Network Architects	15	\$42.14	\$34.01	\$42.61	\$46.58	\$87,650
15-1231	Computer Network Support Specialists	45	\$37.66	\$31.68	\$37.78	\$39.39	\$78,340
51-9161	Computer Numerically Controlled Tool Operators	25	\$20.30	\$18.36	\$19.02	\$22.71	\$42,220
51-9162	Computer Numerically Controlled Tool Programmers	27	\$30.97	\$23.35	\$28.83	\$36.67	\$64,410
15-1299	Computer Occupations, All Other	111	\$38.56	\$25.58	\$31.24	\$41.65	\$80,190
15-1251	Computer Programmers	10	\$43.19	\$33.57	\$41.09	\$42.04	\$89,830
15-1211	Computer Systems Analysts	59	\$45.41	\$38.67	\$44.19	\$52.62	\$94,450
15-1232	Computer User Support Specialists	290	\$29.42	\$22.22	\$28.54	\$33.71	\$61,190
49-2011	Computer, Automated Teller, and Office Machine Repairers	26	\$23.20	\$18.31	\$23.04	\$29.75	\$48,250
19-1031	Conservation Scientists	29	\$33.68	\$29.43	\$33.30	\$36.91	\$70,040
47-4011	Construction and Building Inspectors	58	\$36.67	\$31.45	\$37.68	\$39.58	\$76,280
47-2061	Construction Laborers	707	\$24.35	\$19.06	\$22.76	\$28.26	\$50,640
11-9021	Construction Managers	94	\$47.29	\$37.60	\$47.32	\$57.01	\$98,360
35-2011	Cooks, Fast Food	436	\$16.07	\$15.63	\$16.21	\$16.69	\$33,420
35-2012	Cooks, Institution and Cafeteria	406	\$19.87	\$17.87	\$19.80	\$20.77	\$41,320
35-2014	Cooks, Restaurant	620	\$18.37	\$16.70	\$17.23	\$20.30	\$38,210
35-2015	Cooks, Short Order	89	\$16.95	\$15.01	\$16.79	\$17.79	\$35,250
33-3012	Correctional Officers and Jailers	187	\$29.16	\$25.48	\$30.16	\$33.17	\$60,650
13-1051	Cost Estimators	116	\$35.19	\$26.53	\$32.58	\$40.76	\$73,200
41-2021	Counter and Rental Clerks	301	\$18.43	\$15.26	\$16.76	\$21.33	\$38,330
43-5021	Couriers and Messengers	12	\$15.41	\$14.66	\$15.15	\$15.34	\$32,050
43-4031	Court, Municipal, and License Clerks	96	\$23.20	\$14.50	\$23.77	\$27.94	\$48,250
13-2041	Credit Analysts	14	\$34.28	\$25.74	\$30.14	\$40.13	\$71,290

SOC code	Yakima, Washington MSA occupational title	Estimated employment	Average wage	Percentiles			Annual wage
				25th	50th	75th	
43-4051	Customer Service Representatives	855	\$19.97	\$16.13	\$19.09	\$22.57	\$41,550
51-9032	Cutting and Slicing Machine Setters, Operators, and Tenders	58	\$20.39	\$17.07	\$19.54	\$22.63	\$42,420
51-4031	Cutting, Punching, & Press Machine Setters, Operators, & Tenders, Metal & Plastic	95	\$20.27	\$18.02	\$18.64	\$22.39	\$42,160
43-9021	Data Entry Keyers	28	\$19.82	\$16.80	\$18.68	\$22.32	\$41,220
41-9011	Demonstrators and Product Promoters	59	\$16.69	\$14.63	\$16.65	\$17.01	\$34,710
31-9091	Dental Assistants	440	\$20.92	\$18.24	\$21.41	\$22.45	\$43,520
29-1292	Dental Hygienists	212	\$49.33	\$46.60	\$48.41	\$51.27	\$102,600
51-9081	Dental Laboratory Technicians	13	\$22.62	\$18.02	\$22.59	\$24.49	\$47,050
29-1021	Dentists, General	90	-	-	-	-	-
33-3021	Detectives and Criminal Investigators	32	\$51.60	\$38.53	\$51.72	\$66.16	\$107,330
29-2032	Diagnostic Medical Sonographers	37	\$42.77	\$40.89	\$40.89	\$48.82	\$88,960
29-1031	Dietitians and Nutritionists	46	\$32.82	\$30.70	\$31.85	\$37.56	\$68,270
35-9011	Dining Room and Cafeteria Attendants and Bartender Helpers	144	\$16.48	\$14.49	\$15.38	\$16.34	\$34,270
35-9021	Dishwashers	290	\$16.58	\$14.79	\$16.19	\$16.88	\$34,490
43-5032	Dispatchers, Except Police, Fire, and Ambulance	156	\$22.90	\$17.52	\$21.96	\$28.05	\$47,630
53-3031	Driver/Sales Workers	405	\$22.07	\$15.16	\$16.20	\$26.67	\$45,910
47-2081	Drywall and Ceiling Tile Installers	67	\$27.78	\$15.80	\$26.21	\$38.81	\$57,790
27-3041	Editors	23	\$31.68	\$21.59	\$28.57	\$43.49	\$65,900
11-9039	Education Administrators, All Other	12	\$49.89	\$32.03	\$48.11	\$62.43	\$103,770
11-9032	Education Administrators, Kindergarten through Secondary	284	-	-	-	-	\$130,500
11-9031	Education and Childcare Administrators, Preschool and Daycare	56	\$27.29	\$21.74	\$23.10	\$30.13	\$56,770
25-9099	Educational Instruction and Library Workers, All Other	109	\$25.26	\$18.04	\$23.97	\$29.45	\$52,550
21-1012	Educational, Guidance, and Career Counselors and Advisors	172	\$39.71	\$31.11	\$39.45	\$50.18	\$82,600
17-3023	Electrical and Electronic Engineering Technologists and Technicians	20	\$34.65	\$29.15	\$35.56	\$37.75	\$72,080
49-2094	Electrical and Electronics Repairers, Commercial and Industrial Equipment	39	\$32.14	\$27.15	\$28.18	\$34.28	\$66,840
17-2071	Electrical Engineers	38	\$50.72	\$33.33	\$47.64	\$64.76	\$105,510
49-9051	Electrical Power-Line Installers and Repairers	26	\$46.15	\$37.44	\$49.92	\$50.35	\$96,000
51-2028	Electrical/Electronic/Electromechanical Assemblers Only	50	\$19.85	\$17.56	\$18.23	\$21.84	\$41,290
47-2111	Electricians	447	\$34.34	\$24.89	\$36.02	\$40.05	\$71,430
17-2072	Electronics Engineers, Except Computer	13	\$46.39	\$37.95	\$47.55	\$54.67	\$96,480
25-2021	Elementary School Teachers, Except Special Education	1,378	-	-	-	-	\$79,400
43-4061	Eligibility Interviewers, Government Programs	189	\$26.96	\$24.16	\$28.02	\$30.16	\$56,070
39-1014	Entertainment and Recreation Workers Supervisors, Except Gambling Services	28	\$26.98	\$17.79	\$26.28	\$36.26	\$56,110
17-2081	Environmental Engineers	14	\$41.43	\$36.02	\$39.58	\$50.63	\$86,180
19-4042	Environmental Science and Protection Technicians, Including Health	11	\$20.52	\$19.27	\$21.25	\$21.25	\$42,680
19-2041	Environmental Scientists and Specialists, Including Health	87	\$32.81	\$28.59	\$30.89	\$37.41	\$68,250
43-6011	Executive Secretaries and Executive Administrative Assistants	152	\$32.48	\$28.25	\$31.54	\$35.27	\$67,560
39-9031	Exercise Trainers and Group Fitness Instructors	162	\$22.79	\$17.47	\$22.40	\$26.91	\$47,400
11-3013	Facilities Managers	46	\$47.81	\$37.96	\$48.58	\$56.10	\$99,440
29-1215	Family Medicine Physicians	27	\$62.77	\$28.69	\$28.69	\$108.53	\$130,550
49-3041	Farm Equipment Mechanics and Service Technicians	171	\$26.05	\$19.01	\$23.92	\$29.23	\$54,180
11-9013	Farmers, Ranchers, and Other Agricultural Managers	34	\$45.15	\$34.59	\$47.69	\$50.48	\$93,920
45-2092	Farmworkers and Laborers, Crop, Nursery, and Greenhouse	2,592	\$16.34	\$14.61	\$16.87	\$17.20	\$33,990
45-2093	Farmworkers, Farm, Ranch, and Aquacultural Animals	76	\$18.39	\$14.52	\$16.93	\$20.83	\$38,260

SOC code	Yakima, Washington MSA occupational title	Estimated employment	Average wage	Percentiles			Annual wage
				25th	50th	75th	
35-3023	Fast Food and Counter Workers	2,855	\$15.68	\$14.49	\$14.89	\$16.32	\$32,620
47-4031	Fence Erectors	39	\$19.90	\$17.69	\$18.34	\$23.57	\$41,390
51-2051	Fiberglass Laminators and Fabricators	99	\$18.35	\$15.85	\$18.19	\$18.67	\$38,170
43-4071	File Clerks	12	\$19.08	\$15.61	\$17.18	\$21.91	\$39,690
13-2051	Financial and Investment Analysts	39	\$34.27	\$26.69	\$30.92	\$37.93	\$71,280
11-3031	Financial Managers	189	\$70.35	\$55.26	\$62.50	\$80.99	\$146,330
13-2099	Financial Specialists, All Other	41	\$35.75	\$22.61	\$29.41	\$43.60	\$74,350
33-2011	Firefighters	422	\$24.85	\$14.52	\$21.41	\$35.37	\$51,680
47-1011	First-Line Supervisors of Construction Trades and Extraction Workers	347	\$38.54	\$29.80	\$37.23	\$45.78	\$80,150
33-1011	First-Line Supervisors of Correctional Officers	29	\$38.11	\$36.72	\$36.72	\$40.09	\$79,270
45-1011	First-Line Supervisors of Farming, Fishing, and Forestry Workers	364	\$23.58	\$18.31	\$18.89	\$27.69	\$49,050
33-1021	First-Line Supervisors of Firefighting and Prevention Workers	131	\$40.47	\$34.76	\$41.70	\$52.12	\$84,170
35-1012	First-Line Supervisors of Food Preparation and Serving Workers	873	\$20.38	\$16.93	\$18.16	\$22.85	\$42,390
37-1011	First-Line Supervisors of Housekeeping and Janitorial Workers	80	\$24.24	\$19.18	\$22.50	\$30.08	\$50,410
37-1012	First-Line Supervisors of Landscaping, Lawn Service, and Groundskeeping Workers	45	\$29.37	\$22.06	\$25.89	\$36.02	\$61,100
49-1011	First-Line Supervisors of Mechanics, Installers, and Repairers	410	\$35.19	\$28.92	\$34.86	\$39.71	\$73,200
41-1012	First-Line Supervisors of Non-Retail Sales Workers	103	\$40.14	\$29.52	\$34.74	\$47.19	\$83,490
43-1011	First-Line Supervisors of Office and Administrative Support Workers	821	\$31.12	\$24.73	\$30.44	\$35.93	\$64,730
39-1022	First-Line Supervisors of Personal Service Workers	34	\$23.56	\$20.97	\$21.99	\$26.69	\$49,000
33-1012	First-Line Supervisors of Police and Detectives	109	\$49.44	\$42.45	\$48.08	\$59.27	\$102,840
51-1011	First-Line Supervisors of Production and Operating Workers	560	\$31.69	\$24.52	\$30.05	\$37.57	\$65,900
41-1011	First-Line Supervisors of Retail Sales Workers	844	\$24.07	\$18.35	\$22.29	\$28.33	\$50,060
33-1091	First-Line Supervisors of Security Workers	20	\$24.30	\$18.88	\$23.64	\$27.23	\$50,540
27-1023	Floral Designers	31	\$17.12	\$15.62	\$17.10	\$17.69	\$35,610
51-3092	Food Batchmakers	270	\$17.31	\$14.49	\$15.81	\$18.29	\$36,000
35-2021	Food Preparation Workers	648	\$16.90	\$14.79	\$16.43	\$17.78	\$35,150
51-3099	Food Processing Workers, All Other	21	\$20.42	\$18.96	\$19.58	\$23.38	\$42,470
19-4013	Food Science Technicians	44	\$24.04	\$19.17	\$23.86	\$25.31	\$50,010
35-3041	Food Servers, Nonrestaurant	186	\$16.21	\$15.09	\$16.02	\$16.81	\$33,720
11-9051	Food Service Managers	56	\$39.62	\$29.10	\$37.27	\$47.31	\$82,400
19-4071	Forest and Conservation Technicians	46	\$21.16	\$15.97	\$19.35	\$24.61	\$44,020
19-1032	Foresters	11	\$34.10	\$29.43	\$32.89	\$34.20	\$70,920
13-1131	Fundraisers	50	\$31.56	\$24.42	\$30.46	\$37.37	\$65,650
43-3041	Gambling Cage Workers	-	\$16.49	\$14.49	\$15.51	\$15.51	\$34,310
39-3011	Gambling Dealers	172	\$17.83	\$14.76	\$15.89	\$16.17	\$37,090
33-9031	Gambling Surveillance Officers and Gambling Investigators	14	\$16.23	\$15.21	\$16.82	\$16.82	\$33,760
11-1021	General and Operations Managers	1,191	\$56.92	\$35.61	\$48.43	\$64.56	\$118,390
45-2041	Graders and Sorters, Agricultural Products	980	\$16.20	\$15.09	\$16.41	\$16.51	\$33,700
27-1024	Graphic Designers	47	\$26.01	\$20.79	\$24.31	\$30.63	\$54,090
51-4033	Grind/Lap/Polish/Buf. Mach. Tool Setters, Oprs, & Tenders, Metal & Plastic	117	\$18.40	\$18.17	\$18.17	\$18.17	\$38,270
39-5012	Hairdressers, Hairstylists, and Cosmetologists	67	\$19.77	\$17.75	\$18.74	\$21.06	\$41,120
47-4041	Hazardous Materials Removal Workers	34	\$20.02	\$17.22	\$17.22	\$23.00	\$41,630
21-1091	Health Education Specialists	17	\$30.57	\$23.76	\$29.86	\$36.72	\$63,590
29-9021	Health Information Technologists and Medical Registrars	28	\$21.08	\$15.88	\$19.01	\$19.97	\$43,840

SOC code	Yakima, Washington MSA occupational title	Estimated employment	Average wage	Percentiles			Annual wage
				25th	50th	75th	
29-2099	Health Technologists and Technicians, All Other	130	\$22.13	\$17.89	\$18.34	\$24.38	\$46,040
29-1299	Healthcare Diagnosing or Treating Practitioners, All Other	-	\$69.58	\$41.97	\$60.12	\$114.31	\$144,730
29-9099	Healthcare Practitioners and Technical Workers, All Other	11	\$29.65	\$22.60	\$30.28	\$37.57	\$61,670
21-1022	Healthcare Social Workers	272	\$27.91	\$24.52	\$25.33	\$30.81	\$58,060
31-9099	Healthcare Support Workers, All Other	119	\$23.38	\$19.55	\$23.32	\$25.21	\$48,630
49-9021	Heating, Air Conditioning, and Refrigeration Mechanics and Installers	197	\$27.29	\$22.49	\$24.65	\$30.46	\$56,750
53-3032	Heavy and Tractor-Trailer Truck Drivers	1,716	\$25.54	\$21.35	\$23.97	\$28.52	\$53,110
49-9098	Helpers--Installation, Maintenance, and Repair Workers	38	\$17.66	\$14.90	\$16.59	\$19.90	\$36,740
51-9198	Helpers--Production Workers	94	\$18.09	\$16.17	\$17.43	\$18.33	\$37,620
47-4051	Highway Maintenance Workers	135	\$26.23	\$23.93	\$26.81	\$28.00	\$54,570
49-9031	Home Appliance Repairers	23	\$26.96	\$21.51	\$25.31	\$32.04	\$56,070
31-1120	Home Health and Personal Care Aides	4,765	\$17.73	\$16.51	\$17.78	\$17.90	\$36,870
35-9031	Hosts and Hostesses, Restaurant, Lounge, and Coffee Shop	118	\$16.45	\$14.49	\$15.38	\$16.51	\$34,210
43-4081	Hotel, Motel, and Resort Desk Clerks	144	\$15.70	\$14.71	\$14.92	\$16.70	\$32,650
43-4161	Human Resources Assistants, Except Payroll and Timekeeping	90	\$21.47	\$19.04	\$21.95	\$24.03	\$44,660
11-3121	Human Resources Managers	56	\$60.67	\$47.65	\$55.28	\$71.06	\$126,200
13-1071	Human Resources Specialists	337	\$33.39	\$26.01	\$30.96	\$37.36	\$69,450
17-2112	Industrial Engineers	81	\$41.97	\$31.87	\$37.71	\$49.28	\$87,310
49-9041	Industrial Machinery Mechanics	462	\$28.38	\$23.75	\$28.42	\$30.73	\$59,030
11-3051	Industrial Production Managers	99	\$58.51	\$48.07	\$58.00	\$66.29	\$121,700
53-7051	Industrial Truck and Tractor Operators	1,367	\$19.52	\$17.19	\$17.82	\$22.30	\$40,600
43-4199	Information and Record Clerks, All Other	85	\$21.29	\$18.46	\$22.22	\$23.54	\$44,290
15-1212	Information Security Analysts	16	\$53.51	\$45.33	\$52.64	\$55.30	\$111,300
51-9061	Inspectors, Testers, Sorters, Samplers, and Weighers	503	\$21.95	\$16.82	\$19.69	\$24.23	\$45,660
49-9099	Installation, Maintenance, and Repair Workers, All Other	70	\$23.76	\$17.57	\$21.33	\$29.83	\$49,430
25-9031	Instructional Coordinators	113	\$40.50	\$30.68	\$41.58	\$49.85	\$84,230
47-2132	Insulation Workers, Mechanical	17	\$34.05	\$23.71	\$31.16	\$38.75	\$70,820
43-9041	Insurance Claims and Policy Processing Clerks	-	\$20.36	\$15.74	\$20.45	\$21.84	\$42,340
41-3021	Insurance Sales Agents	204	\$33.07	\$18.13	\$21.33	\$30.43	\$68,780
27-1025	Interior Designers	13	\$35.04	\$24.12	\$31.36	\$36.34	\$72,890
27-3091	Interpreters and Translators	14	\$25.13	\$21.14	\$25.32	\$28.38	\$52,280
43-4111	Interviewers, Except Eligibility and Loan	76	\$18.97	\$17.63	\$17.87	\$21.35	\$39,470
37-2011	Janitors and Cleaners, Except Maids and Housekeeping Cleaners	1,531	\$18.64	\$15.84	\$16.79	\$21.69	\$38,780
23-1023	Judges, Magistrate Judges, and Magistrates	40	\$73.21	\$52.27	\$65.61	\$98.47	\$152,280
25-2012	Kindergarten Teachers, Except Special Education	220	-	-	-	-	\$75,720
13-1075	Labor Relations Specialists	25	\$44.04	\$32.32	\$38.89	\$48.92	\$91,600
53-7062	Laborers and Freight, Stock, and Material Movers, Hand	1,677	\$18.00	\$15.43	\$17.49	\$18.73	\$37,430
37-3011	Landscaping and Groundskeeping Workers	572	\$19.38	\$15.31	\$17.38	\$21.73	\$40,310
51-6011	Laundry and Dry-Cleaning Workers	83	\$15.93	\$14.49	\$15.62	\$16.94	\$33,140
23-1011	Lawyers	163	\$56.47	\$39.40	\$60.08	\$63.43	\$117,460
43-6012	Legal Secretaries and Administrative Assistants	79	\$22.32	\$18.04	\$22.45	\$23.94	\$46,430
11-1031	Legislators	52	-	-	-	-	\$119,660
25-4022	Librarians and Media Collections Specialists	83	\$40.08	\$31.37	\$40.60	\$49.95	\$83,370
43-4121	Library Assistants, Clerical	102	\$17.33	\$15.11	\$16.29	\$17.27	\$36,050
25-4031	Library Technicians	57	\$24.48	\$22.51	\$22.51	\$25.63	\$50,920

SOC code	Yakima, Washington MSA occupational title	Estimated employment	Average wage	Percentiles			Annual wage
				25th	50th	75th	
29-2061	Licensed Practical and Licensed Vocational Nurses	209	\$30.63	\$26.32	\$30.42	\$33.66	\$63,720
33-9092	Lifeguards, Ski Patrol, and Other Recreational Protective Service Workers	91	\$14.60	\$14.49	\$14.49	\$14.49	\$30,370
53-3033	Light Truck Drivers	647	\$21.09	\$16.87	\$19.08	\$22.12	\$43,870
43-4131	Loan Interviewers and Clerks	56	\$22.30	\$19.52	\$21.36	\$24.19	\$46,380
13-2072	Loan Officers	128	\$39.44	\$22.50	\$30.71	\$44.56	\$82,030
11-9081	Lodging Managers	33	\$31.41	\$19.03	\$24.17	\$36.49	\$65,330
13-1081	Logisticians	17	\$37.57	\$28.16	\$37.49	\$43.33	\$78,140
51-4041	Machinists	183	\$23.10	\$19.02	\$22.05	\$27.61	\$48,040
37-2012	Maids and Housekeeping Cleaners	516	\$16.04	\$15.01	\$15.81	\$16.77	\$33,350
43-9051	Mail Clerks and Mail Machine Operators, Except Postal Service	17	\$16.73	\$14.81	\$15.90	\$17.67	\$34,800
49-9071	Maintenance and Repair Workers, General	1,214	\$22.76	\$17.57	\$22.04	\$27.23	\$47,340
49-9043	Maintenance Workers, Machinery	41	\$21.84	\$17.68	\$17.75	\$23.21	\$45,420
13-1111	Management Analysts	156	\$37.44	\$28.69	\$34.11	\$44.06	\$77,880
11-9199	Managers, All Other	135	\$57.30	\$38.03	\$50.29	\$61.24	\$119,190
13-1161	Market Research Analysts and Marketing Specialists	175	\$29.88	\$20.81	\$25.57	\$36.36	\$62,140
11-2021	Marketing Managers	71	\$62.02	\$43.20	\$58.00	\$74.28	\$129,010
31-9011	Massage Therapists	98	\$33.75	\$24.96	\$34.77	\$40.63	\$70,200
25-1022	Mathematical Science Teachers, Postsecondary	-	-	-	-	-	\$68,310
51-3022	Meat, Poultry, and Fish Cutters and Trimmers	241	\$17.98	\$17.31	\$17.31	\$17.31	\$37,410
17-3013	Mechanical Drafters	33	\$28.65	\$20.62	\$25.14	\$33.43	\$59,600
17-2141	Mechanical Engineers	92	\$43.28	\$30.46	\$40.14	\$51.41	\$90,030
11-9111	Medical and Health Services Managers	150	\$61.46	\$45.52	\$56.31	\$65.12	\$127,840
31-9092	Medical Assistants	637	\$19.92	\$18.01	\$19.28	\$21.73	\$41,430
31-9093	Medical Equipment Preparers	49	\$19.17	\$16.47	\$19.23	\$20.39	\$39,860
49-9062	Medical Equipment Repairers	14	\$29.94	\$21.43	\$32.03	\$37.41	\$62,280
29-2072	Medical Records Specialists	125	\$23.75	\$19.50	\$23.62	\$28.96	\$49,390
43-6013	Medical Secretaries and Administrative Assistants	226	\$19.36	\$17.72	\$18.35	\$20.79	\$40,270
31-9094	Medical Transcriptionists	15	\$17.15	\$14.49	\$16.25	\$16.75	\$35,670
13-1121	Meeting, Convention, and Event Planners	26	\$31.33	\$22.11	\$28.10	\$38.52	\$65,160
21-1023	Mental Health and Substance Abuse Social Workers	122	\$22.48	\$17.85	\$20.07	\$25.84	\$46,750
27-1026	Merchandise Displayers and Window Trimmers	63	\$19.90	\$16.63	\$17.03	\$21.07	\$41,400
25-2022	Middle School Teachers, Except Special and Career/Technical Education	443	-	-	-	-	\$80,450
51-2090	Miscellaneous Assemblers and Fabricators	569	\$18.48	\$15.90	\$17.60	\$20.06	\$38,440
51-9023	Mixing and Blending Machine Setters, Operators, and Tenders	131	\$20.99	\$17.60	\$20.17	\$23.06	\$43,650
49-3042	Mobile Heavy Equipment Mechanics, Except Engines	127	\$25.94	\$22.04	\$24.87	\$30.75	\$53,960
51-4072	Molding/Coremaking/ Casting Mach. Setters/Oprs. & Tenders/Metal & Plastic	165	\$19.32	\$17.68	\$18.03	\$20.63	\$40,180
11-9121	Natural Sciences Managers	17	\$63.81	\$48.68	\$52.30	\$74.39	\$132,710
15-1244	Network and Computer Systems Administrators	106	\$41.30	\$33.29	\$40.38	\$47.12	\$85,900
43-4141	New Accounts Clerks	18	\$20.38	\$18.75	\$20.77	\$21.15	\$42,380
27-3023	News Analysts, Reporters, and Journalists	37	\$20.07	\$16.85	\$17.11	\$22.61	\$41,740
29-1171	Nurse Practitioners	96	\$58.29	\$51.77	\$56.72	\$62.16	\$121,250
31-1131	Nursing Assistants	1,046	\$18.62	\$17.50	\$18.27	\$19.11	\$38,730
19-5011	Occupational Health and Safety Specialists	59	\$33.27	\$20.69	\$36.08	\$42.40	\$69,200
29-1122	Occupational Therapists	61	\$43.19	\$37.23	\$43.27	\$49.35	\$89,840
31-2011	Occupational Therapy Assistants	19	\$33.64	\$30.68	\$33.17	\$37.51	\$69,970

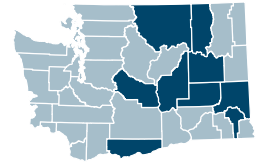
SOC code	Yakima, Washington MSA occupational title	Estimated employment	Average wage	Percentiles			Annual wage
				25th	50th	75th	
43-9199	Office and Administrative Support Workers, All Other	81	\$18.82	\$14.95	\$19.08	\$21.40	\$39,140
43-9061	Office Clerks, General	1,522	\$20.44	\$17.22	\$18.58	\$22.65	\$42,510
43-9071	Office Machine Operators, Except Computer	15	\$18.00	\$16.43	\$17.39	\$17.39	\$37,450
47-2073	Operating Engineers and Other Construction Equipment Operators	159	\$32.08	\$25.25	\$29.25	\$36.00	\$66,730
29-2081	Opticians, Dispensing	62	\$21.95	\$16.96	\$21.04	\$25.21	\$45,660
29-1041	Optometrists	21	\$59.55	\$48.13	\$62.02	\$68.17	\$123,870
49-3053	Outdoor Power Equipment and Other Small Engine Mechanics	50	\$23.11	\$18.08	\$24.38	\$29.71	\$48,070
51-9111	Packaging and Filling Machine Operators and Tenders	513	\$19.15	\$15.20	\$17.35	\$22.61	\$39,830
53-7064	Packers and Packagers, Hand	2,819	\$16.47	\$14.63	\$15.13	\$17.00	\$34,250
47-2141	Painters, Construction and Maintenance	172	\$22.59	\$18.71	\$23.05	\$23.50	\$46,980
23-2011	Paralegals and Legal Assistants	198	\$27.51	\$23.06	\$26.69	\$31.34	\$57,210
29-2043	Paramedics	49	\$33.17	\$22.21	\$28.88	\$47.29	\$68,990
53-6021	Parking Attendants	76	\$16.01	\$14.49	\$15.02	\$16.66	\$33,300
41-2022	Parts Salespersons	275	\$20.39	\$16.74	\$18.32	\$23.19	\$42,410
43-3051	Payroll and Timekeeping Clerks	137	\$25.20	\$21.80	\$25.23	\$29.82	\$52,410
13-2052	Personal Financial Advisors	73	\$54.10	\$23.83	\$29.56	\$68.33	\$112,530
37-2021	Pest Control Workers	10	\$27.88	\$23.50	\$28.76	\$31.15	\$57,980
37-3012	Pesticide Handlers, Sprayers, and Applicators, Vegetation	38	\$21.27	\$15.86	\$21.13	\$23.55	\$44,230
29-1051	Pharmacists	197	\$63.86	\$61.94	\$65.86	\$70.95	\$132,820
31-9095	Pharmacy Aides	64	\$17.07	\$15.23	\$16.37	\$18.34	\$35,500
29-2052	Pharmacy Technicians	251	\$20.94	\$18.29	\$21.78	\$22.86	\$43,550
31-9097	Phlebotomists	61	\$19.41	\$16.31	\$17.62	\$19.46	\$40,380
27-4021	Photographers	18	\$21.15	\$14.49	\$17.80	\$21.36	\$43,990
31-2022	Physical Therapist Aides	35	\$20.88	\$15.03	\$16.85	\$18.27	\$43,430
31-2021	Physical Therapist Assistants	64	\$29.30	\$26.85	\$28.58	\$35.99	\$60,950
29-1123	Physical Therapists	121	\$48.03	\$40.16	\$47.68	\$51.06	\$99,900
29-1071	Physician Assistants	63	\$68.32	\$52.71	\$58.37	\$71.25	\$142,100
29-1229	Physicians, All Other	143	\$96.50	\$58.12	\$96.25	\$112.98	\$200,720
47-2161	Plasterers and Stucco Masons	30	\$20.34	\$17.94	\$20.07	\$22.59	\$42,310
47-2152	Plumbers, Pipefitters, and Steamfitters	238	\$32.00	\$20.57	\$29.00	\$39.07	\$66,560
33-3051	Police and Sheriff's Patrol Officers	352	\$38.24	\$35.08	\$38.19	\$43.65	\$79,540
43-5051	Postal Service Clerks	44	\$27.88	\$25.69	\$27.99	\$32.84	\$57,990
43-5052	Postal Service Mail Carriers	221	\$26.03	\$19.06	\$23.92	\$34.30	\$54,130
43-5053	Postal Service Mail Sorters, Processors, and Processing Machine Operators	46	\$25.01	\$19.12	\$23.62	\$29.45	\$52,010
11-9131	Postmasters and Mail Superintendents	11	\$42.41	\$39.80	\$42.52	\$44.66	\$88,220
25-2011	Preschool Teachers, Except Special Education	447	\$17.18	\$14.88	\$16.17	\$17.88	\$35,740
51-5112	Printing Press Operators	79	\$20.51	\$17.78	\$19.21	\$23.08	\$42,670
21-1092	Probation Officers and Correctional Treatment Specialists	72	\$31.85	\$27.69	\$30.13	\$34.55	\$66,250
43-3061	Procurement Clerks	60	\$22.17	\$19.10	\$21.20	\$24.51	\$46,110
27-2012	Producers and Directors	28	\$26.82	\$16.85	\$23.45	\$33.41	\$55,790
51-9199	Production Workers, All Other	63	\$16.16	\$14.66	\$16.00	\$16.00	\$33,610
43-5061	Production, Planning, and Expediting Clerks	207	\$24.24	\$17.98	\$23.04	\$28.45	\$50,430
13-1082	Project Management Specialists	103	\$45.17	\$33.39	\$44.62	\$51.99	\$93,960
13-2020	Property Appraisers and Assessors	38	\$37.26	\$23.67	\$27.82	\$50.61	\$77,500
11-9141	Property, Real Estate, and Community Association Managers	-	\$40.39	\$31.45	\$38.24	\$45.33	\$84,010

SOC code	Yakima, Washington MSA occupational title	Estimated employment	Average wage	Percentiles			Annual wage
				25th	50th	75th	
33-9099	Protective Service Workers, All Other	100	\$18.97	\$15.35	\$18.91	\$21.35	\$39,460
11-2032	Public Relations Managers	14	\$55.99	\$38.29	\$49.64	\$61.48	\$116,460
27-3031	Public Relations Specialists	86	\$35.10	\$29.42	\$33.91	\$39.95	\$73,010
43-5031	Public Safety Telecommunicators	74	\$26.47	\$22.99	\$25.69	\$29.96	\$55,060
11-3061	Purchasing Managers	19	\$67.62	\$52.61	\$64.03	\$76.24	\$140,660
29-2034	Radiologic Technologists and Technicians	76	\$32.69	\$25.53	\$30.80	\$36.34	\$67,990
41-9022	Real Estate Sales Agents	53	\$34.48	\$25.87	\$30.78	\$38.37	\$71,710
43-4171	Receptionists and Information Clerks	941	\$17.77	\$15.95	\$17.58	\$18.54	\$36,950
39-9032	Recreation Workers	145	\$17.25	\$14.60	\$16.36	\$17.55	\$35,880
49-3092	Recreational Vehicle Service Technicians	13	\$19.80	\$18.50	\$18.80	\$18.80	\$41,170
53-7081	Refuse and Recyclable Material Collectors	64	\$27.08	\$26.20	\$26.20	\$28.43	\$56,320
29-1141	Registered Nurses	1,559	\$42.98	\$38.00	\$39.69	\$50.88	\$89,400
21-1015	Rehabilitation Counselors	183	\$25.31	\$20.07	\$23.00	\$28.47	\$52,640
39-9041	Residential Advisors	33	\$18.26	\$16.66	\$17.52	\$18.47	\$37,980
41-2031	Retail Salespersons	2,461	\$18.25	\$15.13	\$16.00	\$17.44	\$37,960
47-2181	Roofers	114	\$29.39	\$24.70	\$29.64	\$30.90	\$61,120
41-9099	Sales and Related Workers, All Other	22	\$21.60	\$14.73	\$15.06	\$21.24	\$44,940
11-2022	Sales Managers	179	\$70.33	\$56.85	\$65.00	\$83.82	\$146,290
41-4011	Sales Representatives, Wholesale & Manufacturing, Technical & Scientific Products	38	\$73.93	\$46.90	\$66.64	\$94.30	\$153,780
41-3091	Sales Reps. of Svcs., Exc. Advertising, Insurance, Financial Svcs., & Travel	254	\$31.79	\$22.34	\$27.65	\$37.89	\$66,110
41-4012	Sales Reps/Wholesale/Mfg, Except Tech/Science Products	889	\$38.26	\$25.29	\$33.00	\$46.70	\$79,580
19-3034	School Psychologists	56	\$44.55	\$39.03	\$48.46	\$48.64	\$92,660
25-2031	Secondary School Teachers, Except Special and Career/Technical Education	604	-	-	-	-	\$80,800
43-6014	Secretaries and Administrative Assistants, Except Legal, Medical, and Executive	1,065	\$22.67	\$19.12	\$22.78	\$24.71	\$47,160
41-3031	Securities, Commodities, and Financial Services Sales Agents	135	\$26.49	\$20.37	\$22.36	\$29.14	\$55,100
49-2098	Security and Fire Alarm Systems Installers	26	\$28.26	\$23.35	\$28.37	\$31.07	\$58,770
33-9032	Security Guards	391	\$18.25	\$15.25	\$16.53	\$20.00	\$37,960
25-3021	Self-Enrichment Teachers	149	\$21.73	\$16.27	\$20.31	\$24.47	\$45,210
51-9012	Separate/Filter/Clarify/Precipitate /Still Machine Setters/Operators/Tenders	69	\$24.45	\$19.52	\$24.23	\$26.23	\$50,850
47-4071	Septic Tank Servicers and Sewer Pipe Cleaners	43	\$23.76	\$19.24	\$21.45	\$29.17	\$49,420
51-6031	Sewing Machine Operators	17	\$20.02	\$14.77	\$18.20	\$20.63	\$41,650
47-2211	Sheet Metal Workers	98	\$33.71	\$25.08	\$36.32	\$42.35	\$70,110
43-5071	Shipping, Receiving, and Inventory Clerks	609	\$19.71	\$17.08	\$18.46	\$21.40	\$41,000
53-3053	Shuttle Drivers and Chauffeurs	139	\$17.73	\$16.11	\$16.71	\$20.74	\$36,880
39-5094	Skincare Specialists	29	\$34.92	\$19.97	\$22.73	\$36.49	\$72,640
11-9151	Social and Community Service Managers	104	\$42.92	\$32.16	\$40.41	\$47.85	\$89,270
21-1093	Social and Human Service Assistants	300	\$20.01	\$17.03	\$18.86	\$23.37	\$41,610
15-1252	Software Developers	107	\$56.62	\$43.73	\$56.22	\$69.07	\$117,760
19-1013	Soil and Plant Scientists	36	\$40.04	\$28.04	\$32.50	\$52.31	\$83,280
25-2052	Special Education Teachers, Kindergarten and Elementary School	137	-	-	-	-	\$75,720
25-2057	Special Education Teachers, Middle School	68	-	-	-	-	\$77,360
25-2051	Special Education Teachers, Preschool	32	-	-	-	-	\$74,730
25-2058	Special Education Teachers, Secondary School	89	-	-	-	-	\$79,880

SOC code	Yakima, Washington MSA occupational title	Estimated employment	Average wage	Percentiles			Annual wage
				25th	50th	75th	
29-1127	Speech-Language Pathologists	88	\$42.89	\$35.03	\$43.23	\$49.54	\$89,210
53-7065	Stockers and Order Fillers	2,028	\$18.81	\$16.01	\$16.96	\$21.19	\$39,130
51-2041	Structural Metal Fabricators and Fitters	61	\$23.20	\$19.05	\$23.56	\$26.48	\$48,260
21-1018	Substance abuse, behavioral disorder, and mental health counselors	570	\$24.22	\$18.60	\$22.23	\$27.45	\$50,380
25-3031	Substitute Teachers, Short-Term	579	\$23.65	\$22.89	\$23.73	\$24.02	\$49,200
29-2055	Surgical Technologists	70	\$26.93	\$25.25	\$25.25	\$30.56	\$56,010
17-3031	Surveying and Mapping Technicians	11	\$24.60	\$17.26	\$24.02	\$28.21	\$51,160
43-2011	Switchboard Operators, Including Answering Service	13	\$18.79	\$17.47	\$17.67	\$18.89	\$39,080
51-6052	Tailors, Dressmakers, and Custom Sewers	15	\$17.81	\$15.75	\$15.75	\$20.23	\$37,040
47-2082	Tapers	34	\$28.94	\$22.94	\$23.96	\$30.57	\$60,190
13-2082	Tax Preparers	46	\$21.95	\$16.83	\$21.99	\$23.27	\$45,650
25-3099	Teachers and Instructors, All Other	71	-	-	-	-	\$53,210
25-9045	Teaching Assistants, Except Postsecondary	1,995	-	-	-	-	\$40,420
49-2022	Telecommunications Equipment Installers and Repairers, Except Line Installers	50	\$30.78	\$26.92	\$34.86	\$35.76	\$64,030
49-9052	Telecommunications Line Installers and Repairers	22	\$25.41	\$17.41	\$27.47	\$27.76	\$52,850
43-3071	Tellers	293	\$19.23	\$17.67	\$18.24	\$21.31	\$40,000
47-2044	Tile and Stone Setters	30	\$22.22	\$15.94	\$22.81	\$28.23	\$46,210
49-3093	Tire Repairers and Changers	124	\$17.77	\$16.17	\$17.17	\$17.91	\$36,960
23-2093	Title Examiners, Abstractors, and Searchers	22	\$23.33	\$19.00	\$21.86	\$26.17	\$48,520
51-4111	Tool and Die Makers	18	\$28.77	\$23.65	\$29.00	\$33.07	\$59,830
13-1151	Training and Development Specialists	142	\$29.46	\$21.32	\$27.24	\$36.27	\$61,280
11-3071	Transportation, Storage, and Distribution Managers	63	\$49.62	\$39.25	\$47.49	\$57.73	\$103,200
53-1047	Transportation/ Material-Moving Supervisors/No Aircraft Cargo Handling Supervisors	590	\$27.80	\$21.14	\$24.88	\$32.71	\$57,830
41-3041	Travel Agents	12	\$21.54	\$18.03	\$18.22	\$22.85	\$44,790
37-3013	Tree Trimmers and Pruners	19	\$27.27	\$23.88	\$23.88	\$29.56	\$56,710
25-3041	Tutors	14	\$20.05	\$15.68	\$20.34	\$22.67	\$41,700
19-3051	Urban and Regional Planners	59	\$38.41	\$33.30	\$38.60	\$44.55	\$79,900
29-1131	Veterinarians	59	\$53.66	\$38.99	\$48.83	\$67.94	\$111,620
31-9096	Veterinary Assistants and Laboratory Animal Caretakers	110	\$17.04	\$16.44	\$16.44	\$17.28	\$35,450
29-2056	Veterinary Technologists and Technicians	69	\$22.75	\$18.79	\$22.76	\$23.16	\$47,320
35-3031	Waiters and Waitresses	797	\$20.59	\$14.61	\$16.63	\$23.90	\$42,820
51-8031	Water and Wastewater Treatment Plant and System Operators	84	\$30.03	\$25.81	\$29.85	\$36.04	\$62,460
15-1255	Web and Digital Interface Designers	28	\$35.77	\$24.15	\$30.01	\$46.86	\$74,390
15-1254	Web Developers	15	\$30.54	\$22.87	\$27.67	\$38.95	\$63,530
51-4121	Welders, Cutters, Solderers, and Brazers	228	\$23.78	\$19.29	\$23.17	\$26.59	\$49,450
19-1023	Zoologists and Wildlife Biologists	36	\$37.41	\$30.16	\$36.73	\$41.38	\$77,800

Eastern Washington Nonmetropolitan Area (NMA)

2023 Occupational Employment and Wage Estimates
Includes Adams, Ferry, Garfield, Grant, Kittitas, Klickitat,
Lincoln, Okanogan and Whitman counties



SOC code	Eastern Washington Nonmetropolitan Area (NMA) occupational title	Estimated employment	Average wage	Percentiles			Annual wage
				25th	50th	75th	
13-2011	Accountants and Auditors	675	\$37.25	\$29.28	\$36.26	\$43.16	\$77,470
11-3012	Administrative Services Managers	47	\$53.79	\$39.60	\$49.52	\$64.65	\$111,870
25-3011	Adult Basic, Adult Secondary Education, & English as a Second Language Instructors	40	\$28.11	\$24.18	\$30.54	\$30.54	\$58,480
41-3011	Advertising Sales Agents	17	\$26.49	\$17.36	\$19.64	\$28.83	\$55,100
17-2011	Aerospace Engineers	20	\$55.93	\$41.21	\$55.59	\$66.85	\$116,320
45-2091	Agricultural Equipment Operators	120	\$19.76	\$17.76	\$18.33	\$20.75	\$41,090
45-2011	Agricultural Inspectors	312	\$17.99	\$16.97	\$16.97	\$17.17	\$37,420
25-1041	Agricultural Sciences Teachers, Postsecondary	72	-	-	-	-	\$130,380
19-4012	Agricultural Technicians	145	\$22.35	\$18.32	\$21.80	\$24.16	\$46,490
45-2099	Agricultural Workers, All Other	96	\$19.08	\$16.13	\$16.13	\$19.69	\$39,680
49-3011	Aircraft Mechanics and Service Technicians	49	\$32.74	\$23.12	\$32.18	\$40.80	\$68,100
39-3091	Amusement and Recreation Attendants	128	\$16.24	\$15.01	\$15.71	\$16.33	\$33,770
39-2021	Animal Caretakers	186	\$16.76	\$14.95	\$15.93	\$16.63	\$34,860
33-9011	Animal Control Workers	20	\$22.75	\$17.14	\$23.98	\$24.71	\$47,320
17-3011	Architectural and Civil Drafters	50	\$26.53	\$22.00	\$23.24	\$30.96	\$55,180
11-9041	Architectural and Engineering Managers	91	\$70.71	\$60.32	\$65.48	\$74.22	\$147,070
25-4011	Archivists	12	\$34.72	\$28.94	\$36.62	\$38.48	\$72,230
25-1121	Art, Drama, and Music Teachers, Postsecondary	114	-	-	-	-	\$66,510
29-9091	Athletic Trainers	19	-	-	-	-	\$58,190
27-4011	Audio and Video Technicians	13	\$26.14	\$19.78	\$26.85	\$32.01	\$54,360
53-6031	Automotive and Watercraft Service Attendants	119	\$16.44	\$15.09	\$16.50	\$16.92	\$34,200
49-3021	Automotive Body and Related Repairers	53	\$21.14	\$18.61	\$20.56	\$22.41	\$43,960
49-3022	Automotive Glass Installers and Repairers	10	\$20.83	\$16.75	\$17.54	\$21.87	\$43,330
49-3023	Automotive Service Technicians and Mechanics	393	\$28.36	\$20.57	\$25.25	\$34.73	\$58,980
51-3011	Bakers	127	\$17.68	\$16.26	\$17.37	\$18.50	\$36,770
35-3011	Bartenders	540	\$20.05	\$15.82	\$16.66	\$22.27	\$41,700
43-3011	Bill and Account Collectors	25	\$23.60	\$15.90	\$19.66	\$29.60	\$49,090
43-3021	Billing and Posting Clerks	286	\$22.46	\$19.03	\$22.09	\$24.11	\$46,710
25-1042	Biological Science Teachers, Postsecondary	-	-	-	-	-	\$101,340
19-1029	Biological Scientists, All Other	79	\$36.23	\$24.16	\$33.95	\$41.38	\$75,360
19-4021	Biological Technicians	276	\$23.03	\$18.13	\$22.22	\$30.09	\$47,900
43-3031	Bookkeeping, Accounting, and Auditing Clerks	1,176	\$23.70	\$19.58	\$23.05	\$27.20	\$49,290
49-3031	Bus and Truck Mechanics and Diesel Engine Specialists	269	\$28.82	\$23.57	\$28.73	\$31.17	\$59,950
53-3051	Bus Drivers, School	490	\$23.42	\$22.81	\$24.01	\$25.14	\$48,710
13-1199	Business Operations Specialists, All Other	879	\$35.60	\$27.07	\$31.71	\$39.81	\$74,040
25-1011	Business Teachers, Postsecondary	122	-	-	-	-	\$120,660
51-3021	Butchers and Meat Cutters	105	\$19.50	\$15.44	\$17.83	\$22.67	\$40,560
13-1020	Buyers and Purchasing Agents	438	\$31.61	\$25.64	\$28.09	\$35.82	\$65,760
25-2023	Career/Technical Education Teachers, Middle School	37	-	-	-	-	\$81,400

SOC code	Eastern Washington Nonmetropolitan Area (NMA) occupational title	Estimated employment	Average wage	Percentiles			Annual wage
				25th	50th	75th	
25-2032	Career/Technical Education Teachers, Secondary School	168	-	-	-	-	\$83,980
47-2031	Carpenters	708	\$31.94	\$22.12	\$28.02	\$35.95	\$66,430
17-1021	Cartographers and Photogrammetrists	33	\$35.85	\$29.25	\$37.26	\$41.28	\$74,570
41-2011	Cashiers	2,625	\$16.19	\$14.86	\$15.39	\$16.97	\$33,680
47-2051	Cement Masons and Concrete Finishers	176	\$29.45	\$23.02	\$27.75	\$35.04	\$61,250
35-1011	Chefs and Head Cooks	82	\$28.37	\$22.52	\$23.77	\$30.55	\$59,000
51-9011	Chemical Equipment Operators and Tenders	80	\$25.14	\$20.49	\$24.61	\$24.61	\$52,280
19-4031	Chemical Technicians	106	\$26.00	\$23.36	\$24.07	\$30.15	\$54,070
19-2031	Chemists	65	\$37.34	\$27.06	\$35.19	\$40.58	\$77,660
11-1011	Chief Executives	131	\$84.92	\$60.46	\$73.63	\$93.36	\$176,630
21-1021	Child, Family, and School Social Workers	200	\$30.85	\$26.71	\$32.48	\$34.54	\$64,160
39-9011	Childcare Workers	145	\$16.50	\$15.13	\$15.98	\$16.85	\$34,320
29-1011	Chiropractors	21	\$28.43	\$20.31	\$25.00	\$33.28	\$59,140
17-3022	Civil Engineering Technologists and Technicians	118	\$29.34	\$23.62	\$29.26	\$34.27	\$61,020
17-2051	Civil Engineers	327	\$44.33	\$35.15	\$43.42	\$48.57	\$92,200
53-7061	Cleaners of Vehicles and Equipment	265	\$17.74	\$15.98	\$18.10	\$18.77	\$36,890
19-3033	Clinical and Counseling Psychologists	28	\$43.97	\$36.67	\$40.71	\$46.75	\$91,460
29-2010	Clinical Laboratory Technologists and Technicians	173	\$30.59	\$23.39	\$30.37	\$38.24	\$63,630
27-2022	Coaches and Scouts	544	-	-	-	-	\$61,160
51-9124	Coating, Painting, and Spraying Machine Setters, Operators, and Tenders	46	\$21.27	\$18.51	\$20.01	\$22.50	\$44,250
21-1099	Community and Social Service Specialists, All Other	43	\$24.48	\$18.08	\$22.90	\$28.76	\$50,910
21-1094	Community Health Workers	47	\$21.40	\$16.43	\$18.00	\$28.69	\$44,500
13-1141	Compensation, Benefits, and Job Analysis Specialists	25	\$33.27	\$25.32	\$28.69	\$39.01	\$69,210
13-1041	Compliance Officers	208	\$39.51	\$30.16	\$40.73	\$45.78	\$82,170
11-3021	Computer and Information Systems Managers	178	\$70.21	\$48.76	\$63.24	\$82.30	\$146,030
15-1241	Computer Network Architects	45	\$63.65	\$43.80	\$51.99	\$75.21	\$132,390
15-1231	Computer Network Support Specialists	47	\$39.90	\$30.46	\$41.27	\$47.89	\$82,990
51-9162	Computer Numerically Controlled Tool Programmers	21	\$35.26	\$24.05	\$36.20	\$43.09	\$73,330
15-1299	Computer Occupations, All Other	102	\$43.70	\$29.15	\$40.69	\$53.13	\$90,890
15-1251	Computer Programmers	26	\$48.65	\$34.29	\$44.86	\$61.18	\$101,180
25-1021	Computer Science Teachers, Postsecondary	-	-	-	-	-	\$86,910
15-1211	Computer Systems Analysts	187	\$47.42	\$39.54	\$41.62	\$52.82	\$98,620
15-1232	Computer User Support Specialists	279	\$31.30	\$24.72	\$30.95	\$35.48	\$65,110
19-1031	Conservation Scientists	118	\$33.25	\$24.59	\$32.48	\$36.87	\$69,170
47-4011	Construction and Building Inspectors	86	\$39.22	\$30.04	\$38.56	\$41.97	\$81,580
47-2061	Construction Laborers	988	\$25.03	\$18.37	\$23.09	\$28.15	\$52,060
11-9021	Construction Managers	159	\$51.46	\$32.04	\$45.89	\$63.03	\$107,030
49-9012	Control and Valve Installers and Repairers, Except Mechanical Door	45	\$44.27	\$31.40	\$49.20	\$60.27	\$92,070
53-7011	Conveyor Operators and Tenders	62	\$18.65	\$18.04	\$18.17	\$18.45	\$38,790
35-2011	Cooks, Fast Food	282	\$16.01	\$15.27	\$16.32	\$16.45	\$33,290
35-2012	Cooks, Institution and Cafeteria	689	\$18.76	\$15.63	\$18.49	\$20.86	\$39,030
35-2014	Cooks, Restaurant	707	\$18.59	\$16.99	\$17.54	\$20.48	\$38,660
35-2015	Cooks, Short Order	121	\$17.25	\$14.82	\$16.86	\$17.94	\$35,880
33-3012	Correctional Officers and Jailers	104	\$26.37	\$23.06	\$24.55	\$29.17	\$54,850
13-1051	Cost Estimators	103	\$38.12	\$24.37	\$37.21	\$46.16	\$79,290

SOC code	Eastern Washington Nonmetropolitan Area (NMA) occupational title	Estimated employment	Average wage	Percentiles			Annual wage
				25th	50th	75th	
41-2021	Counter and Rental Clerks	299	\$18.24	\$15.09	\$17.00	\$19.08	\$37,940
43-5021	Couriers and Messengers	21	\$18.50	\$16.25	\$17.00	\$20.00	\$38,490
43-4031	Court, Municipal, and License Clerks	171	\$24.99	\$21.81	\$23.46	\$28.60	\$51,980
33-9091	Crossing Guards and Flaggers	36	\$25.09	\$23.92	\$25.00	\$25.00	\$52,180
51-9021	Crushing, Grinding, and Polishing Machine Setters, Operators, and Tenders	26	\$25.65	\$21.37	\$22.91	\$30.07	\$53,350
25-4012	Curators	18	\$29.49	\$22.71	\$24.12	\$35.24	\$61,350
43-4051	Customer Service Representatives	704	\$21.36	\$16.62	\$19.45	\$24.32	\$44,430
51-9032	Cutting and Slicing Machine Setters, Operators, and Tenders	103	\$18.25	\$15.83	\$17.74	\$18.20	\$37,960
43-9021	Data Entry Keyers	20	\$18.66	\$16.02	\$18.00	\$20.03	\$38,800
15-2051	Data Scientists	15	\$70.26	\$63.23	\$72.90	\$78.20	\$146,150
41-9011	Demonstrators and Product Promoters	154	\$16.35	\$14.49	\$15.90	\$17.18	\$34,000
31-9091	Dental Assistants	270	\$22.15	\$19.08	\$22.27	\$23.36	\$46,080
29-1292	Dental Hygienists	154	\$51.00	\$49.14	\$51.02	\$56.33	\$106,090
29-1021	Dentists, General	76	\$90.67	\$48.09	\$81.90	-	\$188,590
33-3021	Detectives and Criminal Investigators	55	\$44.83	\$44.05	\$45.78	\$45.87	\$93,250
29-2032	Diagnostic Medical Sonographers	54	\$44.65	\$39.45	\$48.15	\$50.68	\$92,880
29-1031	Dietitians and Nutritionists	26	\$34.28	\$30.55	\$34.19	\$38.32	\$71,300
35-9011	Dining Room and Cafeteria Attendants and Bartender Helpers	172	\$16.18	\$14.82	\$15.85	\$16.44	\$33,660
35-9021	Dishwashers	344	\$17.24	\$15.02	\$16.17	\$17.19	\$35,860
43-5032	Dispatchers, Except Police, Fire, and Ambulance	125	\$25.40	\$19.45	\$23.83	\$30.27	\$52,830
53-3031	Driver/Sales Workers	190	\$21.34	\$15.97	\$16.30	\$24.48	\$44,380
47-2081	Drywall and Ceiling Tile Installers	61	\$30.76	\$22.43	\$29.44	\$37.54	\$63,990
25-1063	Economics Teachers, Postsecondary	34	-	-	-	-	\$123,910
27-3041	Editors	43	\$29.79	\$19.15	\$28.14	\$35.06	\$61,950
11-9032	Education Administrators, Kindergarten through Secondary	265	-	-	-	-	\$121,240
11-9033	Education Administrators, Postsecondary	154	\$68.37	\$48.78	\$62.91	\$82.58	\$142,220
11-9031	Education and Childcare Administrators, Preschool and Daycare	47	\$27.50	\$21.44	\$24.10	\$29.81	\$57,190
25-1081	Education Teachers, Postsecondary	-	-	-	-	-	\$64,350
25-9099	Educational Instruction and Library Workers, All Other	60	\$27.93	\$23.76	\$29.27	\$30.46	\$58,080
21-1012	Educational, Guidance, and Career Counselors and Advisors	398	\$31.23	\$24.35	\$30.58	\$36.53	\$64,960
17-3023	Electrical and Electronic Engineering Technologists and Technicians	105	\$34.16	\$24.05	\$30.32	\$44.29	\$71,040
49-2093	Electrical and Electronics Installers and Repairers, Transportation Equipment	34	\$59.53	\$61.16	\$61.16	\$61.16	\$123,820
49-2094	Electrical and Electronics Repairers, Commercial and Industrial Equipment	40	\$37.24	\$29.58	\$34.97	\$40.57	\$77,470
49-2095	Electrical and Electronics Repairers, Powerhouse, Substation, and Relay	22	\$49.06	\$41.69	\$44.68	\$59.90	\$102,040
17-2071	Electrical Engineers	259	\$48.12	\$33.84	\$46.30	\$62.93	\$100,080
49-9051	Electrical Power-Line Installers and Repairers	228	\$50.34	\$49.12	\$51.70	\$52.43	\$104,720
51-2028	Electrical/Electronic/Electromechanical Assemblers Only	717	\$20.59	\$17.94	\$17.94	\$21.41	\$42,820
47-2111	Electricians	583	\$36.84	\$28.96	\$36.37	\$48.22	\$76,640
17-2072	Electronics Engineers, Except Computer	17	\$56.88	\$47.92	\$58.45	\$64.42	\$118,310
25-2021	Elementary School Teachers, Except Special Education	1,477	-	-	-	-	\$77,360
43-4061	Eligibility Interviewers, Government Programs	105	\$26.11	\$21.80	\$26.69	\$29.43	\$54,310
29-2042	Emergency Medical Technicians	111	\$17.78	\$17.02	\$17.27	\$17.32	\$36,980
29-1214	Emergency Medicine Physicians	29	\$139.79	-	-	-	\$290,770
17-3029	Engineering Technologists and Technicians, Except Drafters, All Other	111	\$25.99	\$20.48	\$24.12	\$30.48	\$54,070

SOC code	Eastern Washington Nonmetropolitan Area (NMA) occupational title	Estimated employment	Average wage	Percentiles			Annual wage
				25th	50th	75th	
17-2199	Engineers, All Other	17	\$42.59	\$31.16	\$46.89	\$56.92	\$88,580
25-1123	English Language and Literature Teachers, Postsecondary	96	-	-	-	-	\$63,580
11-9072	Entertainment and Recreation Managers, Except Gambling	19	\$45.32	\$29.07	\$46.87	\$60.24	\$94,270
39-1014	Entertainment and Recreation Workers Supervisors, Except Gambling Services	34	\$30.50	\$25.36	\$29.80	\$39.20	\$63,440
17-2081	Environmental Engineers	27	\$41.26	\$36.26	\$36.54	\$49.85	\$85,830
19-4042	Environmental Science and Protection Technicians, Including Health	23	\$23.50	\$22.89	\$23.41	\$23.41	\$48,890
19-2041	Environmental Scientists and Specialists, Including Health	86	\$36.91	\$25.85	\$32.57	\$38.60	\$76,770
47-5022	Excavating and Loading Machine and Dragline Operators, Surface Mining	42	\$25.13	\$23.22	\$23.32	\$25.95	\$52,280
43-6011	Executive Secretaries and Executive Administrative Assistants	196	\$30.82	\$27.46	\$31.07	\$33.54	\$64,100
39-9031	Exercise Trainers and Group Fitness Instructors	81	\$22.78	\$17.64	\$22.00	\$27.17	\$47,370
51-9041	Extruding/Forming Machine Setters/Operators/Tenders, Synthetic/Glass	40	\$23.16	\$18.75	\$20.68	\$31.62	\$48,170
11-3013	Facilities Managers	77	\$48.76	\$38.32	\$48.28	\$57.30	\$101,410
45-4021	Fallers	18	\$40.85	\$23.92	\$36.59	\$42.56	\$84,960
29-1215	Family Medicine Physicians	64	\$142.65	\$112.46	-	-	\$296,720
25-9021	Farm and Home Management Educators	18	\$30.74	\$25.05	\$25.05	\$30.61	\$63,940
49-3041	Farm Equipment Mechanics and Service Technicians	302	\$25.38	\$21.70	\$23.09	\$28.52	\$52,790
11-9013	Farmers, Ranchers, and Other Agricultural Managers	34	\$42.33	\$30.73	\$35.07	\$48.24	\$88,040
45-2092	Farmworkers and Laborers, Crop, Nursery, and Greenhouse	1,687	\$17.28	\$15.47	\$16.32	\$17.48	\$35,950
45-2093	Farmworkers, Farm, Ranch, and Aquacultural Animals	106	\$19.66	\$16.43	\$17.52	\$21.87	\$40,900
35-3023	Fast Food and Counter Workers	3,317	\$15.89	\$14.75	\$15.01	\$16.70	\$33,050
13-2051	Financial and Investment Analysts	56	\$40.56	\$31.34	\$38.43	\$47.27	\$84,360
11-3031	Financial Managers	211	\$67.19	\$49.56	\$61.66	\$77.51	\$139,760
13-2099	Financial Specialists, All Other	164	\$28.15	\$24.32	\$24.32	\$31.51	\$58,560
33-2011	Firefighters	198	\$30.63	\$26.69	\$30.96	\$32.96	\$63,720
47-1011	First-Line Supervisors of Construction Trades and Extraction Workers	506	\$42.19	\$33.30	\$37.36	\$53.95	\$87,750
33-1011	First-Line Supervisors of Correctional Officers	35	\$35.01	\$28.78	\$36.80	\$37.15	\$72,810
45-1011	First-Line Supervisors of Farming, Fishing, and Forestry Workers	289	\$28.47	\$21.92	\$28.29	\$34.02	\$59,220
33-1021	First-Line Supervisors of Firefighting and Prevention Workers	124	\$44.96	\$37.32	\$46.18	\$49.04	\$93,510
35-1012	First-Line Supervisors of Food Preparation and Serving Workers	977	\$21.42	\$17.41	\$19.27	\$23.38	\$44,550
37-1011	First-Line Supervisors of Housekeeping and Janitorial Workers	93	\$24.62	\$18.52	\$23.53	\$28.67	\$51,220
37-1012	First-Line Supervisors of Landscaping, Lawn Service, and Groundskeeping Workers	71	\$28.68	\$18.01	\$25.80	\$35.67	\$59,640
49-1011	First-Line Supervisors of Mechanics, Installers, and Repairers	571	\$39.34	\$29.43	\$36.78	\$47.08	\$81,820
41-1012	First-Line Supervisors of Non-Retail Sales Workers	111	\$39.78	\$25.46	\$32.96	\$46.10	\$82,750
43-1011	First-Line Supervisors of Office and Administrative Support Workers	838	\$29.97	\$24.35	\$28.32	\$34.34	\$62,330
39-1022	First-Line Supervisors of Personal Service Workers	24	\$24.99	\$17.85	\$22.16	\$30.71	\$51,980
33-1012	First-Line Supervisors of Police and Detectives	154	\$46.71	\$39.54	\$46.19	\$52.47	\$97,160
51-1011	First-Line Supervisors of Production and Operating Workers	749	\$33.06	\$25.00	\$31.12	\$39.10	\$68,760
33-1099	First-Line Supervisors of Protective Service Workers, All Other	13	\$30.01	\$24.38	\$28.85	\$35.01	\$62,420
41-1011	First-Line Supervisors of Retail Sales Workers	852	\$24.78	\$18.42	\$22.46	\$28.66	\$51,530
33-1091	First-Line Supervisors of Security Workers	20	\$28.38	\$21.00	\$26.96	\$34.54	\$59,030
33-3031	Fish and Game Wardens	14	\$42.08	\$41.46	\$42.97	\$44.00	\$87,520
47-2042	Floor Layers, Except Carpet, Wood, and Hard Tiles	21	-	-	-	-	-
27-1023	Floral Designers	34	\$17.23	\$15.50	\$17.28	\$18.05	\$35,830

SOC code	Eastern Washington Nonmetropolitan Area (NMA) occupational title	Estimated employment	Average wage	Percentiles			Annual wage
				25th	50th	75th	
51-3091	Food and Tobacco Roasting, Baking, and Drying Machine Operators and Tenders	110	\$16.99	\$15.11	\$15.11	\$17.71	\$35,340
51-3092	Food Batchmakers	160	\$18.91	\$16.28	\$17.72	\$22.42	\$39,340
51-3093	Food Cooking Machine Operators and Tenders	47	-	-	-	-	-
35-2021	Food Preparation Workers	449	\$17.13	\$15.16	\$16.85	\$18.09	\$35,640
51-3099	Food Processing Workers, All Other	19	\$22.75	\$17.47	\$18.82	\$25.30	\$47,320
19-4013	Food Science Technicians	51	\$20.08	\$18.82	\$18.82	\$21.40	\$41,770
19-1012	Food Scientists and Technologists	11	\$29.04	\$22.58	\$28.28	\$34.40	\$60,400
35-3041	Food Servers, Nonrestaurant	87	\$18.08	\$15.17	\$15.65	\$16.82	\$37,610
11-9051	Food Service Managers	78	\$40.28	\$28.46	\$38.73	\$49.10	\$83,770
25-1124	Foreign Language and Literature Teachers, Postsecondary	27	-	-	-	-	\$66,040
19-4071	Forest and Conservation Technicians	302	\$21.11	\$15.97	\$19.35	\$25.16	\$43,910
19-1032	Foresters	39	\$29.51	\$26.31	\$28.94	\$33.95	\$61,380
13-1131	Fundraisers	69	\$31.78	\$24.33	\$30.76	\$37.03	\$66,100
11-2033	Fundraising Managers	31	\$66.40	\$39.88	\$47.38	\$79.80	\$138,110
51-9051	Furnace, Kiln, Oven, Drier, and Kettle Operators and Tenders	27	\$22.14	\$17.24	\$22.30	\$27.21	\$46,060
11-1021	General and Operations Managers	1,409	\$56.96	\$36.36	\$47.95	\$66.00	\$118,490
29-1216	General Internal Medicine Physicians	14	\$152.55	\$96.72	-	-	\$317,300
19-2042	Geoscientists, Except Hydrologists and Geographers	19	\$43.14	\$37.46	\$38.29	\$48.29	\$89,730
47-2121	Glaziers	35	\$26.51	\$19.99	\$28.50	\$28.51	\$55,140
45-2041	Graders and Sorters, Agricultural Products	351	\$16.70	\$15.31	\$16.70	\$16.77	\$34,740
27-1024	Graphic Designers	67	\$29.27	\$23.01	\$29.84	\$34.85	\$60,880
51-4033	Grind/Lap/Polish/Buf. Mach. Tool Setters, Oprs, & Tenders, Metal & Plastic	64	\$18.86	\$17.38	\$18.01	\$19.71	\$39,230
47-4041	Hazardous Materials Removal Workers	46	\$29.88	\$18.04	\$22.67	\$45.41	\$62,150
17-2111	Health and Safety Engineers, Except Mining Safety Engineers and Inspectors	19	\$34.26	\$25.26	\$30.56	\$42.57	\$71,270
21-1091	Health Education Specialists	28	\$26.32	\$21.47	\$25.62	\$29.86	\$54,740
29-9021	Health Information Technologists and Medical Registrars	20	\$26.11	\$19.60	\$19.68	\$25.10	\$54,310
29-2099	Health Technologists and Technicians, All Other	81	\$28.94	\$18.48	\$25.43	\$38.26	\$60,200
29-1299	Healthcare Diagnosing or Treating Practitioners, All Other	13	\$65.37	\$39.27	\$45.43	\$112.96	\$135,980
29-9099	Healthcare Practitioners and Technical Workers, All Other	17	\$32.48	\$29.44	\$29.49	\$39.21	\$67,550
21-1022	Healthcare Social Workers	103	\$29.05	\$21.15	\$28.36	\$35.59	\$60,430
31-9099	Healthcare Support Workers, All Other	81	\$23.07	\$19.77	\$22.17	\$24.83	\$47,990
49-9021	Heating, Air Conditioning, and Refrigeration Mechanics and Installers	172	\$28.30	\$22.73	\$26.76	\$31.00	\$58,860
53-3032	Heavy and Tractor-Trailer Truck Drivers	1,829	\$27.99	\$22.68	\$27.11	\$30.16	\$58,230
49-9098	Helpers--Installation, Maintenance, and Repair Workers	79	\$21.38	\$16.24	\$19.47	\$29.39	\$44,480
51-9198	Helpers--Production Workers	139	\$16.81	\$15.12	\$16.49	\$18.31	\$34,960
47-4051	Highway Maintenance Workers	239	\$27.10	\$25.37	\$27.33	\$28.09	\$56,370
25-1125	History Teachers, Postsecondary	39	-	-	-	-	\$68,020
31-1120	Home Health and Personal Care Aides	3,222	\$18.21	\$16.72	\$18.55	\$18.55	\$37,890
35-9031	Hosts and Hostesses, Restaurant, Lounge, and Coffee Shop	136	\$16.20	\$14.77	\$15.88	\$16.65	\$33,700
43-4081	Hotel, Motel, and Resort Desk Clerks	299	\$16.33	\$14.92	\$15.70	\$17.23	\$33,970
43-4161	Human Resources Assistants, Except Payroll and Timekeeping	122	\$22.45	\$19.39	\$22.97	\$23.81	\$46,690
11-3121	Human Resources Managers	74	\$57.70	\$49.54	\$57.79	\$66.98	\$120,010
13-1071	Human Resources Specialists	322	\$35.31	\$27.89	\$32.34	\$39.69	\$73,440

SOC code	Eastern Washington Nonmetropolitan Area (NMA) occupational title	Estimated employment	Average wage	Percentiles			Annual wage
				25th	50th	75th	
19-2043	Hydrologists	11	\$48.12	\$28.99	\$44.04	\$61.15	\$100,090
17-3026	Industrial Engineering Technologists and Technicians	39	\$28.14	\$25.25	\$27.24	\$33.66	\$58,530
17-2112	Industrial Engineers	121	\$43.85	\$36.07	\$42.07	\$49.11	\$91,210
49-9041	Industrial Machinery Mechanics	731	\$32.58	\$23.47	\$29.58	\$38.14	\$67,770
11-3051	Industrial Production Managers	117	\$60.08	\$49.74	\$59.25	\$64.74	\$124,970
53-7051	Industrial Truck and Tractor Operators	792	\$19.49	\$17.89	\$18.84	\$20.76	\$40,540
43-4199	Information and Record Clerks, All Other	91	\$20.68	\$15.97	\$19.81	\$23.47	\$43,010
15-1212	Information Security Analysts	17	\$53.66	\$33.53	\$50.79	\$65.90	\$111,600
51-9061	Inspectors, Testers, Sorters, Samplers, and Weighers	457	\$22.18	\$18.20	\$21.42	\$23.55	\$46,120
49-9099	Installation, Maintenance, and Repair Workers, All Other	42	\$37.22	\$21.68	\$32.12	\$62.76	\$77,420
25-9031	Instructional Coordinators	117	\$37.52	\$30.66	\$32.69	\$48.40	\$78,040
47-2131	Insulation Workers, Floor, Ceiling, and Wall	21	\$22.14	\$16.00	\$18.84	\$28.00	\$46,060
43-9041	Insurance Claims and Policy Processing Clerks	34	\$24.06	\$20.86	\$24.16	\$25.96	\$50,040
41-3021	Insurance Sales Agents	188	\$28.40	\$17.85	\$22.28	\$29.53	\$59,070
27-3091	Interpreters and Translators	11	\$25.79	\$21.37	\$26.50	\$30.73	\$53,650
43-4111	Interviewers, Except Eligibility and Loan	128	\$19.04	\$17.34	\$18.20	\$21.09	\$39,590
37-2011	Janitors and Cleaners, Except Maids and Housekeeping Cleaners	1,502	\$18.71	\$15.63	\$18.12	\$21.23	\$38,920
23-1023	Judges, Magistrate Judges, and Magistrates	39	\$71.46	\$47.99	\$53.48	\$96.41	\$148,630
23-1012	Judicial Law Clerks	12	\$25.29	\$19.24	\$22.79	\$33.96	\$52,600
25-2012	Kindergarten Teachers, Except Special Education	194	-	-	-	-	\$73,220
53-7062	Laborers and Freight, Stock, and Material Movers, Hand	1,439	\$18.88	\$15.98	\$17.63	\$21.16	\$39,270
37-3011	Landscaping and Groundskeeping Workers	966	\$18.25	\$15.50	\$16.58	\$18.74	\$37,960
51-6011	Laundry and Dry-Cleaning Workers	72	\$16.68	\$15.16	\$16.11	\$17.30	\$34,690
23-1011	Lawyers	133	\$56.64	\$37.78	\$50.85	\$63.54	\$117,820
43-6012	Legal Secretaries and Administrative Assistants	120	\$21.16	\$16.58	\$20.00	\$21.73	\$44,000
23-2099	Legal Support Workers, All Other	13	\$34.11	\$24.28	\$30.01	\$41.78	\$70,960
11-1031	Legislators	155	-	-	-	-	-
25-4022	Librarians and Media Collections Specialists	103	\$32.00	\$22.60	\$31.12	\$40.45	\$66,570
43-4121	Library Assistants, Clerical	66	\$17.62	\$15.33	\$16.98	\$19.68	\$36,640
25-4031	Library Technicians	79	\$23.85	\$22.28	\$23.05	\$28.02	\$49,610
29-2061	Licensed Practical and Licensed Vocational Nurses	132	\$29.88	\$26.47	\$29.91	\$31.73	\$62,140
33-9092	Lifeguards, Ski Patrol, and Other Recreational Protective Service Workers	46	\$15.18	\$14.49	\$14.49	\$14.92	\$31,570
53-3033	Light Truck Drivers	645	\$22.50	\$17.26	\$20.32	\$23.58	\$46,790
43-4131	Loan Interviewers and Clerks	27	\$23.78	\$18.32	\$22.51	\$29.33	\$49,470
13-2072	Loan Officers	78	\$49.37	\$22.88	\$33.74	\$47.10	\$102,690
11-9081	Lodging Managers	65	\$30.93	\$22.24	\$29.31	\$38.35	\$64,340
45-4022	Logging Equipment Operators	75	\$27.89	\$25.86	\$28.76	\$29.21	\$58,020
13-1081	Logisticians	28	\$38.36	\$29.48	\$38.93	\$44.51	\$79,790
53-7063	Machine Feeders and Offbearers	36	\$18.35	\$16.52	\$17.36	\$20.07	\$38,160
51-4041	Machinists	185	\$25.26	\$22.41	\$22.41	\$29.75	\$52,550
29-2035	Magnetic Resonance Imaging Technologists	25	\$43.86	\$33.81	\$43.81	\$49.46	\$91,230
37-2012	Maids and Housekeeping Cleaners	768	\$16.48	\$15.21	\$16.13	\$16.94	\$34,280
49-9071	Maintenance and Repair Workers, General	1,456	\$23.48	\$18.05	\$22.15	\$27.80	\$48,830
49-9043	Maintenance Workers, Machinery	39	\$30.07	\$24.57	\$34.17	\$34.90	\$62,550
13-1111	Management Analysts	117	\$41.62	\$30.53	\$39.72	\$48.27	\$86,580

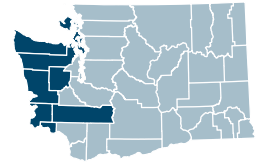
SOC code	Eastern Washington Nonmetropolitan Area (NMA) occupational title	Estimated employment	Average wage	Percentiles			Annual wage
				25th	50th	75th	
11-9199	Managers, All Other	232	\$60.58	\$45.34	\$52.93	\$70.01	\$126,010
13-1161	Market Research Analysts and Marketing Specialists	184	\$31.47	\$21.56	\$28.24	\$36.56	\$65,460
11-2021	Marketing Managers	70	\$63.39	\$42.30	\$55.04	\$79.22	\$131,840
31-9011	Massage Therapists	63	\$34.17	\$30.63	\$37.51	\$38.24	\$71,070
17-2131	Materials Engineers	28	\$30.65	\$26.01	\$26.01	\$31.29	\$63,750
15-2099	Mathematical Science Occupations, All Other	12	\$28.65	\$24.39	\$26.99	\$32.08	\$59,590
25-1022	Mathematical Science Teachers, Postsecondary	67	-	-	-	-	\$80,290
17-3013	Mechanical Drafters	73	\$33.42	\$25.69	\$34.79	\$34.79	\$69,520
17-3027	Mechanical Engineering Technologists and Technicians	72	\$28.85	\$23.45	\$29.43	\$30.10	\$60,010
17-2141	Mechanical Engineers	197	\$46.90	\$35.74	\$45.48	\$56.89	\$97,550
11-9111	Medical and Health Services Managers	181	\$59.88	\$45.58	\$52.91	\$64.74	\$124,540
31-9092	Medical Assistants	547	\$21.26	\$19.15	\$20.17	\$23.40	\$44,220
31-9093	Medical Equipment Preparers	37	\$24.06	\$18.60	\$20.56	\$33.04	\$50,040
29-2072	Medical Records Specialists	155	\$23.46	\$18.39	\$22.34	\$26.81	\$48,790
43-6013	Medical Secretaries and Administrative Assistants	228	\$20.35	\$18.52	\$18.94	\$22.34	\$42,320
31-9094	Medical Transcriptionists	31	\$18.80	\$16.63	\$16.71	\$22.54	\$39,110
13-1121	Meeting, Convention, and Event Planners	49	\$26.29	\$22.96	\$24.45	\$29.21	\$54,670
21-1023	Mental Health and Substance Abuse Social Workers	37	\$27.04	\$16.86	\$31.25	\$34.11	\$56,240
27-1026	Merchandise Displayers and Window Trimmers	43	\$18.15	\$16.41	\$16.72	\$18.92	\$37,760
43-5041	Meter Readers, Utilities	48	\$27.00	\$25.42	\$26.88	\$29.44	\$56,170
25-2022	Middle School Teachers, Except Special and Career/Technical Education	503	-	-	-	-	\$80,100
49-9044	Millwrights	27	\$31.43	\$24.21	\$28.13	\$31.80	\$65,380
51-2090	Miscellaneous Assemblers and Fabricators	573	\$20.90	\$18.85	\$20.42	\$21.04	\$43,470
51-9023	Mixing and Blending Machine Setters, Operators, and Tenders	109	\$20.70	\$16.91	\$19.20	\$22.12	\$43,050
49-3042	Mobile Heavy Equipment Mechanics, Except Engines	191	\$29.68	\$22.51	\$28.66	\$35.18	\$61,740
39-4031	Morticians, Undertakers, and Funeral Arrangers	17	\$27.18	\$26.00	\$27.46	\$27.69	\$56,540
49-3052	Motorcycle Mechanics	18	\$20.09	\$18.44	\$19.28	\$22.74	\$41,790
25-4013	Museum Technicians and Conservators	11	\$22.99	\$15.04	\$17.14	\$25.59	\$47,820
11-9121	Natural Sciences Managers	41	\$61.55	\$48.07	\$52.93	\$72.46	\$128,030
15-1244	Network and Computer Systems Administrators	156	\$41.76	\$37.01	\$40.88	\$46.72	\$86,850
27-3023	News Analysts, Reporters, and Journalists	21	\$17.67	\$15.07	\$15.09	\$17.54	\$36,750
29-1151	Nurse Anesthetists	23	-	\$102.32	\$102.32	-	-
29-1171	Nurse Practitioners	112	\$63.90	\$56.28	\$63.16	\$64.08	\$132,910
31-1131	Nursing Assistants	797	\$19.02	\$17.44	\$19.31	\$20.35	\$39,570
19-5011	Occupational Health and Safety Specialists	93	\$39.03	\$32.89	\$39.42	\$41.56	\$81,180
19-5012	Occupational Health and Safety Technicians	16	\$36.53	\$28.46	\$43.89	\$43.89	\$75,980
29-1122	Occupational Therapists	43	\$45.04	\$39.06	\$46.70	\$53.30	\$93,680
43-9199	Office and Administrative Support Workers, All Other	289	\$20.89	\$19.32	\$19.32	\$24.28	\$43,450
43-9061	Office Clerks, General	1,449	\$20.89	\$16.96	\$19.50	\$23.02	\$43,450
47-2073	Operating Engineers and Other Construction Equipment Operators	636	\$30.53	\$23.91	\$27.66	\$33.50	\$63,500
29-2057	Ophthalmic Medical Technicians	50	\$22.20	\$19.55	\$22.00	\$22.36	\$46,170
29-2081	Opticians, Dispensing	57	\$20.19	\$14.49	\$19.00	\$23.76	\$41,990
29-1041	Optometrists	29	\$60.10	\$49.21	\$58.18	\$79.40	\$125,010
49-3053	Outdoor Power Equipment and Other Small Engine Mechanics	35	\$20.52	\$17.27	\$21.20	\$22.71	\$42,680
51-9111	Packaging and Filling Machine Operators and Tenders	603	\$18.45	\$15.53	\$18.32	\$21.89	\$38,380

SOC code	Eastern Washington Nonmetropolitan Area (NMA) occupational title	Estimated employment	Average wage	Percentiles			Annual wage
				25th	50th	75th	
53-7064	Packers and Packers, Hand	1,102	\$16.21	\$14.85	\$15.90	\$16.72	\$33,730
47-2141	Painters, Construction and Maintenance	107	\$22.63	\$18.00	\$22.45	\$24.00	\$47,060
23-2011	Paralegals and Legal Assistants	83	\$27.83	\$24.43	\$25.81	\$31.62	\$57,890
29-2043	Paramedics	168	\$31.14	\$24.57	\$30.49	\$35.56	\$64,770
53-6021	Parking Attendants	29	\$15.69	\$14.49	\$14.49	\$16.53	\$32,640
41-2022	Parts Salespersons	295	\$20.29	\$16.97	\$17.75	\$22.46	\$42,210
43-3051	Payroll and Timekeeping Clerks	129	\$25.05	\$21.98	\$23.24	\$28.58	\$52,090
13-2052	Personal Financial Advisors	61	\$71.34	\$24.03	\$27.33	\$69.29	\$148,390
37-3012	Pesticide Handlers, Sprayers, and Applicators, Vegetation	25	\$22.67	\$21.43	\$23.09	\$23.89	\$47,150
29-1051	Pharmacists	171	\$62.72	\$60.53	\$64.08	\$68.88	\$130,460
31-9095	Pharmacy Aides	42	\$17.88	\$15.57	\$17.53	\$20.32	\$37,190
29-2052	Pharmacy Technicians	196	\$21.50	\$18.48	\$21.62	\$23.25	\$44,730
25-1126	Philosophy and Religion Teachers, Postsecondary	24	-	-	-	-	\$69,050
31-9097	Phlebotomists	59	\$21.62	\$18.54	\$20.13	\$22.54	\$44,970
27-4021	Photographers	31	\$19.44	\$14.52	\$17.65	\$21.98	\$40,440
31-2022	Physical Therapist Aides	30	\$19.37	\$15.77	\$17.46	\$18.26	\$40,290
31-2021	Physical Therapist Assistants	51	\$29.03	\$26.93	\$29.10	\$34.80	\$60,390
29-1123	Physical Therapists	104	\$48.65	\$40.42	\$50.72	\$52.74	\$101,200
29-1071	Physician Assistants	106	\$64.21	\$57.15	\$63.75	\$67.38	\$133,550
29-1229	Physicians, All Other	113	\$133.62	\$85.62	-	-	\$277,920
25-1054	Physics Teachers, Postsecondary	26	-	-	-	-	\$108,310
47-2151	Pipelayers	39	\$29.93	\$24.77	\$31.33	\$33.25	\$62,250
47-2152	Plumbers, Pipefitters, and Steamfitters	208	\$30.80	\$22.32	\$29.11	\$35.18	\$64,060
33-3051	Police and Sheriff's Patrol Officers	454	\$37.39	\$30.94	\$36.69	\$44.32	\$77,760
43-5051	Postal Service Clerks	137	\$26.45	\$24.17	\$27.51	\$29.23	\$55,010
43-5052	Postal Service Mail Carriers	216	\$24.49	\$19.06	\$22.52	\$27.80	\$50,940
11-9131	Postmasters and Mail Superintendents	45	\$37.44	\$36.01	\$37.17	\$39.95	\$77,870
25-1199	Postsecondary Teachers, All Other	39	-	-	-	-	\$68,120
51-8012	Power Distributors and Dispatchers	73	\$55.25	\$51.70	\$54.34	\$62.76	\$114,930
25-2011	Preschool Teachers, Except Special Education	440	\$18.98	\$16.79	\$17.82	\$21.01	\$39,480
51-5112	Printing Press Operators	53	\$19.17	\$15.58	\$17.63	\$22.42	\$39,870
33-9021	Private Detectives and Investigators	13	\$40.40	\$20.00	\$49.21	\$50.62	\$84,020
21-1092	Probation Officers and Correctional Treatment Specialists	64	\$31.42	\$27.69	\$30.55	\$32.10	\$65,340
43-3061	Procurement Clerks	40	\$22.12	\$18.41	\$19.35	\$23.66	\$46,010
27-2012	Producers and Directors	43	\$29.66	\$25.42	\$28.07	\$33.02	\$61,700
43-5061	Production, Planning, and Expediting Clerks	290	\$24.02	\$19.26	\$21.92	\$27.23	\$49,950
13-1082	Project Management Specialists	274	\$44.38	\$32.79	\$44.87	\$50.34	\$92,310
13-2020	Property Appraisers and Assessors	61	\$30.19	\$22.70	\$29.40	\$31.63	\$62,790
11-9141	Property, Real Estate, and Community Association Managers	36	\$41.34	\$31.77	\$40.32	\$46.02	\$85,990
33-9099	Protective Service Workers, All Other	96	\$19.51	\$16.87	\$19.26	\$20.82	\$40,590
25-1066	Psychology Teachers, Postsecondary	-	-	-	-	-	\$76,460
11-2032	Public Relations Managers	33	\$53.93	\$39.20	\$48.26	\$65.31	\$112,180
27-3031	Public Relations Specialists	104	\$33.59	\$25.77	\$32.13	\$35.58	\$69,860
43-5031	Public Safety Telecommunicators	161	\$25.51	\$21.69	\$24.66	\$29.36	\$53,060
11-3061	Purchasing Managers	25	\$60.19	\$52.71	\$61.91	\$63.50	\$125,190

SOC code	Eastern Washington Nonmetropolitan Area (NMA) occupational title	Estimated employment	Average wage	Percentiles			Annual wage
				25th	50th	75th	
49-2021	Radio, Cellular, and Tower Equipment Installers and Repairers	36	\$38.48	\$32.59	\$37.26	\$51.75	\$80,030
29-2034	Radiologic Technologists and Technicians	155	\$35.86	\$30.52	\$36.43	\$39.75	\$74,580
41-9022	Real Estate Sales Agents	42	\$34.84	\$23.00	\$31.83	\$41.97	\$72,470
43-4171	Receptionists and Information Clerks	655	\$17.85	\$15.29	\$17.21	\$19.17	\$37,140
39-9032	Recreation Workers	182	\$18.74	\$14.98	\$16.80	\$19.69	\$38,980
53-7081	Refuse and Recyclable Material Collectors	192	\$23.44	\$19.01	\$23.72	\$27.31	\$48,760
29-1141	Registered Nurses	1,361	\$44.93	\$38.68	\$41.24	\$49.89	\$93,450
21-1015	Rehabilitation Counselors	84	\$27.00	\$21.87	\$25.20	\$30.16	\$56,160
39-9041	Residential Advisors	54	\$23.13	\$20.65	\$22.89	\$25.41	\$48,120
29-1126	Respiratory Therapists	40	\$44.58	\$38.53	\$40.87	\$48.15	\$92,730
41-2031	Retail Salespersons	2,227	\$18.05	\$15.46	\$16.57	\$17.83	\$37,540
47-2181	Roofers	50	\$24.29	\$18.00	\$24.02	\$29.57	\$50,510
11-2022	Sales Managers	154	\$78.11	\$59.29	\$73.08	\$89.53	\$162,470
41-4011	Sales Representatives, Wholesale & Manufacturing, Technical & Scientific Products	141	\$53.45	\$36.35	\$45.75	\$70.83	\$111,180
41-3091	Sales Reps. of Svcs., Exc. Advertising, Insurance, Financial Svcs., & Travel	259	\$36.89	\$22.28	\$31.71	\$43.63	\$76,720
41-4012	Sales Reps/Wholesale/Mfg, Except Tech/Science Products	884	\$40.33	\$27.51	\$35.21	\$45.79	\$83,880
51-7041	Sawing Machine Setters, Operators, and Tenders, Wood	41	\$22.30	\$18.74	\$22.27	\$24.13	\$46,380
19-3034	School Psychologists	42	\$42.26	\$36.93	\$39.86	\$49.67	\$87,900
25-2031	Secondary School Teachers, Except Special and Career/Technical Education	776	-	-	-	-	\$79,300
43-6014	Secretaries and Administrative Assistants, Except Legal, Medical, and Executive	1,374	\$22.39	\$18.88	\$22.37	\$24.92	\$46,570
41-3031	Securities, Commodities, and Financial Services Sales Agents	61	\$24.82	\$17.93	\$22.43	\$28.30	\$51,620
33-9032	Security Guards	261	\$23.27	\$16.33	\$21.99	\$27.95	\$48,410
25-3021	Self-Enrichment Teachers	124	\$21.12	\$16.74	\$18.83	\$23.54	\$43,940
51-9012	Separate/Filter/Clarify/Precipitate /Still Machine Setters/Operators/Tenders	93	\$25.60	\$19.13	\$22.59	\$30.84	\$53,240
47-4071	Septic Tank Servicers and Sewer Pipe Cleaners	39	\$25.77	\$20.19	\$23.88	\$30.69	\$53,590
51-6031	Sewing Machine Operators	74	\$18.26	\$16.55	\$18.02	\$19.18	\$37,980
43-5071	Shipping, Receiving, and Inventory Clerks	483	\$20.95	\$17.42	\$19.44	\$22.53	\$43,580
53-3053	Shuttle Drivers and Chauffeurs	-	\$18.39	\$15.49	\$17.04	\$20.71	\$38,250
11-9151	Social and Community Service Managers	88	\$39.59	\$31.13	\$36.42	\$47.67	\$82,340
21-1093	Social and Human Service Assistants	203	\$20.46	\$16.88	\$18.66	\$22.72	\$42,550
15-1252	Software Developers	525	\$59.38	\$43.72	\$60.58	\$73.67	\$123,500
15-1253	Software Quality Assurance Analysts and Testers	37	\$41.83	\$28.74	\$38.99	\$50.44	\$87,010
19-1013	Soil and Plant Scientists	153	\$31.91	\$23.39	\$30.91	\$32.96	\$66,360
25-2052	Special Education Teachers, Kindergarten and Elementary School	115	-	-	-	-	\$72,420
25-2057	Special Education Teachers, Middle School	69	-	-	-	-	\$73,220
25-2051	Special Education Teachers, Preschool	33	-	-	-	-	\$71,930
25-2058	Special Education Teachers, Secondary School	112	-	-	-	-	\$75,690
29-1127	Speech-Language Pathologists	71	\$43.11	\$36.34	\$43.94	\$50.05	\$89,680
51-8021	Stationary Engineers and Boiler Operators	15	\$30.39	\$29.37	\$30.30	\$31.45	\$63,200
53-7065	Stockers and Order Fillers	1,522	\$17.52	\$16.05	\$16.63	\$18.86	\$36,450
21-1018	Substance abuse, behavioral disorder, and mental health counselors	189	\$28.97	\$22.40	\$24.65	\$31.65	\$60,270
25-3031	Substitute Teachers, Short-Term	600	\$22.50	\$20.17	\$22.27	\$23.68	\$46,800

SOC code	Eastern Washington Nonmetropolitan Area (NMA) occupational title	Estimated employment	Average wage	Percentiles			Annual wage
				25th	50th	75th	
29-1249	Surgeons, All Other	20	\$166.77	-	-	-	\$346,870
29-2055	Surgical Technologists	67	\$28.63	\$24.50	\$29.98	\$31.43	\$59,540
17-3031	Surveying and Mapping Technicians	49	\$24.21	\$22.42	\$23.40	\$27.18	\$50,360
17-1022	Surveyors	38	\$38.06	\$27.67	\$37.20	\$46.29	\$79,160
47-2082	Tapers	80	\$26.65	\$21.36	\$24.30	\$29.76	\$55,430
25-3099	Teachers and Instructors, All Other	30	-	-	-	-	\$55,580
25-9045	Teaching Assistants, Except Postsecondary	2,021	-	-	-	-	\$38,390
25-9044	Teaching Assistants, Postsecondary	656	-	-	-	-	\$35,740
27-3042	Technical Writers	24	\$37.06	\$32.50	\$36.90	\$41.79	\$77,080
49-2022	Telecommunications Equipment Installers and Repairers, Except Line Installers	106	\$32.33	\$23.53	\$33.59	\$36.61	\$67,250
49-9052	Telecommunications Line Installers and Repairers	65	\$30.29	\$24.07	\$28.60	\$37.44	\$63,010
43-3071	Tellers	318	\$18.40	\$17.32	\$17.56	\$17.91	\$38,280
47-2044	Tile and Stone Setters	30	\$25.76	\$23.14	\$23.53	\$28.97	\$53,580
49-3093	Tire Repairers and Changers	164	\$17.19	\$15.74	\$17.18	\$17.59	\$35,760
23-2093	Title Examiners, Abstractors, and Searchers	20	\$22.42	\$18.83	\$19.16	\$26.42	\$46,640
39-7010	Tour and travel guides	39	\$19.51	\$17.36	\$18.61	\$22.76	\$40,580
11-3131	Training and Development Managers	15	\$56.46	\$49.78	\$51.37	\$64.09	\$117,430
13-1151	Training and Development Specialists	115	\$35.99	\$22.76	\$32.56	\$46.31	\$74,860
11-3071	Transportation, Storage, and Distribution Managers	63	\$49.75	\$41.19	\$44.42	\$54.07	\$103,490
53-1047	Transportation/ Material-Moving Supervisors/No Aircraft Cargo Handling Supervisors	645	\$30.15	\$22.12	\$27.33	\$36.54	\$62,700
37-3013	Tree Trimmers and Pruners	18	\$22.09	\$16.81	\$18.04	\$22.30	\$45,950
19-3051	Urban and Regional Planners	81	\$37.71	\$29.20	\$36.37	\$45.14	\$78,440
29-1131	Veterinarians	60	\$52.70	\$40.52	\$46.71	\$59.94	\$109,610
31-9096	Veterinary Assistants and Laboratory Animal Caretakers	130	\$17.04	\$15.10	\$17.04	\$17.67	\$35,450
29-2056	Veterinary Technologists and Technicians	87	\$24.15	\$19.04	\$24.18	\$31.03	\$50,230
35-3031	Waiters and Waitresses	1,137	\$19.92	\$14.78	\$16.58	\$23.29	\$41,430
51-8031	Water and Wastewater Treatment Plant and System Operators	141	\$29.50	\$24.23	\$30.42	\$32.59	\$61,360
15-1255	Web and Digital Interface Designers	56	\$45.19	\$28.89	\$41.01	\$57.76	\$94,000
15-1254	Web Developers	43	\$50.23	\$33.17	\$46.05	\$76.95	\$104,490
43-5111	Weighers, Measurers, Checkers, and Samplers, Recordkeeping	36	\$19.81	\$17.63	\$19.24	\$21.94	\$41,210
51-4121	Welders, Cutters, Solderers, and Brazers	213	\$25.08	\$20.14	\$23.56	\$28.41	\$52,170
49-9081	Wind Turbine Service Technicians	22	\$30.15	\$25.75	\$28.33	\$34.42	\$62,700
51-7042	Woodworking Machine Setters, Operators, and Tenders, Except Sawing	110	\$20.95	\$18.40	\$19.93	\$24.38	\$43,570
43-9022	Word Processors and Typists	15	\$20.12	\$17.81	\$19.38	\$20.83	\$41,840
19-1023	Zoologists and Wildlife Biologists	111	\$36.18	\$30.92	\$36.07	\$38.06	\$75,250

Western Washington Nonmetropolitan Area (NMA)
2023 Occupational Employment and Wage Estimates
 Includes Clallam, Grays Harbor, Island, Jefferson, Lewis, Mason,
 Pacific, San Juan and Wahkiakum counties



SOC code	Western Washington Nonmetropolitan Area (NMA) occupational title	Estimated employment	Average wage	Percentiles			Annual wage
				25th	50th	75th	
13-2011	Accountants and Auditors	761	\$40.12	\$29.54	\$37.02	\$45.12	\$83,440
11-3012	Administrative Services Managers	46	\$54.63	\$33.45	\$50.97	\$68.84	\$113,630
25-3011	Adult Basic, Adult Secondary Education, & English as a Second Language Instructors	74	\$30.48	\$23.12	\$29.40	\$38.87	\$63,390
41-3011	Advertising Sales Agents	50	\$27.44	\$17.37	\$22.94	\$32.11	\$57,080
17-2011	Aerospace Engineers	23	\$39.63	\$30.08	\$32.72	\$43.52	\$82,420
19-4012	Agricultural Technicians	24	\$19.62	\$17.45	\$17.81	\$21.80	\$40,820
49-3011	Aircraft Mechanics and Service Technicians	68	\$33.83	\$29.12	\$34.09	\$37.82	\$70,370
39-3091	Amusement and Recreation Attendants	219	\$15.82	\$14.78	\$15.76	\$16.57	\$32,910
39-2021	Animal Caretakers	310	\$17.27	\$15.46	\$16.75	\$17.69	\$35,920
33-9011	Animal Control Workers	24	\$23.12	\$17.14	\$23.98	\$25.15	\$48,090
17-1011	Architects, Except Landscape and Naval	18	\$32.78	\$23.70	\$30.75	\$40.60	\$68,180
17-3011	Architectural and Civil Drafters	44	\$30.45	\$23.98	\$30.74	\$36.17	\$63,340
11-9041	Architectural and Engineering Managers	45	\$73.35	\$62.83	\$66.79	\$83.20	\$152,570
25-4011	Archivists	29	\$27.83	\$22.10	\$28.34	\$30.76	\$57,890
25-1121	Art, Drama, and Music Teachers, Postsecondary	30	-	-	-	-	\$63,390
53-6031	Automotive and Watercraft Service Attendants	174	\$16.90	\$15.29	\$16.42	\$17.30	\$35,150
49-3021	Automotive Body and Related Repairers	128	\$22.75	\$19.24	\$21.61	\$23.84	\$47,320
49-3023	Automotive Service Technicians and Mechanics	477	\$25.84	\$18.27	\$22.65	\$28.88	\$53,740
33-3011	Bailiffs	27	\$16.57	\$14.58	\$14.71	\$17.21	\$34,470
51-3011	Bakers	313	\$17.43	\$15.82	\$16.94	\$18.50	\$36,250
35-3011	Bartenders	798	\$19.81	\$15.09	\$16.54	\$22.13	\$41,200
49-3091	Bicycle Repairers	38	\$18.10	\$17.97	\$18.00	\$18.02	\$37,640
43-3011	Bill and Account Collectors	70	\$21.13	\$16.23	\$17.46	\$23.70	\$43,950
43-3021	Billing and Posting Clerks	383	\$22.72	\$18.84	\$22.33	\$25.24	\$47,260
25-1042	Biological Science Teachers, Postsecondary	12	-	-	-	-	\$59,500
19-1029	Biological Scientists, All Other	31	\$37.86	\$29.81	\$35.26	\$41.97	\$78,750
19-4021	Biological Technicians	142	\$20.84	\$18.13	\$20.39	\$22.91	\$43,360
43-3031	Bookkeeping, Accounting, and Auditing Clerks	1,614	\$24.28	\$20.00	\$23.45	\$27.43	\$50,500
27-3011	Broadcast Announcers and Radio Disc Jockeys	13	\$19.18	\$15.49	\$15.86	\$23.17	\$39,880
49-3031	Bus and Truck Mechanics and Diesel Engine Specialists	312	\$30.49	\$27.52	\$29.75	\$32.31	\$63,420
53-3051	Bus Drivers, School	510	\$24.99	\$23.20	\$25.07	\$26.32	\$51,980
53-3052	Bus Drivers, Transit and Intercity	333	\$25.57	\$23.82	\$27.92	\$28.48	\$53,180
13-1199	Business Operations Specialists, All Other	1,177	\$35.19	\$25.91	\$33.91	\$45.58	\$73,200
25-1011	Business Teachers, Postsecondary	22	-	-	-	-	\$63,780
51-3021	Butchers and Meat Cutters	159	\$21.73	\$17.49	\$22.74	\$24.83	\$45,190
13-1020	Buyers and Purchasing Agents	342	\$32.04	\$23.58	\$28.61	\$37.76	\$66,640
51-7011	Cabinetmakers and Bench Carpenters	69	\$22.60	\$19.41	\$21.92	\$24.42	\$47,020
53-5021	Captains, Mates, and Pilots of Water Vessels	40	\$49.06	\$37.50	\$44.62	\$64.16	\$102,040
25-2023	Career/Technical Education Teachers, Middle School	33	-	-	-	-	\$87,370
25-1194	Career/Technical Education Teachers, Postsecondary	152	\$29.10	\$23.92	\$29.55	\$31.57	\$60,520

SOC code	Western Washington Nonmetropolitan Area (NMA) occupational title	Estimated employment	Average wage	Percentiles			Annual wage
				25th	50th	75th	
25-2032	Career/Technical Education Teachers, Secondary School	219	-	-	-	-	\$83,950
47-2031	Carpenters	1,419	\$29.93	\$23.00	\$27.78	\$31.86	\$62,260
47-2041	Carpet Installers	48	\$22.37	\$18.35	\$21.43	\$25.00	\$46,520
17-1021	Cartographers and Photogrammetrists	31	\$35.92	\$31.58	\$36.70	\$38.92	\$74,710
41-2011	Cashiers	3,747	\$16.75	\$14.96	\$16.01	\$17.19	\$34,840
47-2051	Cement Masons and Concrete Finishers	150	\$30.04	\$21.98	\$28.61	\$39.02	\$62,480
35-1011	Chefs and Head Cooks	137	\$28.83	\$21.14	\$28.78	\$31.77	\$59,970
51-9011	Chemical Equipment Operators and Tenders	71	\$30.03	\$21.90	\$30.08	\$37.62	\$62,460
19-4031	Chemical Technicians	24	\$26.37	\$21.78	\$25.11	\$27.75	\$54,850
19-2031	Chemists	13	\$40.11	\$28.50	\$39.96	\$47.46	\$83,430
11-1011	Chief Executives	143	\$89.44	\$58.80	\$77.09	\$109.31	\$186,030
21-1021	Child, Family, and School Social Workers	419	\$29.37	\$23.51	\$30.05	\$34.11	\$61,090
39-9011	Childcare Workers	226	\$16.97	\$15.13	\$16.03	\$17.32	\$35,290
29-1011	Chiropractors	15	\$34.20	\$25.00	\$34.03	\$36.29	\$71,140
17-3022	Civil Engineering Technologists and Technicians	68	\$30.98	\$29.40	\$30.92	\$33.20	\$64,450
17-2051	Civil Engineers	208	\$42.86	\$36.31	\$40.71	\$48.44	\$89,140
13-1031	Claims Adjusters, Examiners, and Investigators	34	\$38.50	\$31.83	\$38.65	\$43.34	\$80,080
53-7061	Cleaners of Vehicles and Equipment	333	\$18.39	\$15.22	\$17.17	\$20.67	\$38,260
21-2011	Clergy	21	\$31.62	\$23.07	\$32.62	\$35.93	\$65,770
19-3033	Clinical and Counseling Psychologists	54	\$46.76	\$40.60	\$45.72	\$57.17	\$97,250
29-2010	Clinical Laboratory Technologists and Technicians	180	\$32.71	\$22.86	\$32.25	\$39.45	\$68,040
27-2022	Coaches and Scouts	442	-	-	-	-	\$50,590
51-9124	Coating, Painting, and Spraying Machine Setters, Operators, and Tenders	143	\$22.79	\$19.08	\$21.63	\$24.80	\$47,410
49-9091	Coin, Vending, and Amusement Machine Servicers and Repairers	33	\$21.80	\$18.76	\$19.02	\$23.37	\$45,330
21-1099	Community and Social Service Specialists, All Other	98	\$22.35	\$15.08	\$20.43	\$26.08	\$46,500
21-1094	Community Health Workers	112	\$22.51	\$17.74	\$19.66	\$25.45	\$46,820
13-1141	Compensation, Benefits, and Job Analysis Specialists	30	\$33.98	\$25.87	\$37.00	\$37.71	\$70,680
13-1041	Compliance Officers	180	\$37.50	\$28.49	\$35.49	\$45.28	\$77,990
11-3021	Computer and Information Systems Managers	141	\$74.02	\$52.79	\$66.92	\$101.22	\$153,960
15-1241	Computer Network Architects	17	\$65.62	\$47.18	\$59.88	\$72.26	\$136,490
15-1231	Computer Network Support Specialists	42	\$31.06	\$23.23	\$28.52	\$37.57	\$64,590
51-9161	Computer Numerically Controlled Tool Operators	13	\$20.54	\$18.50	\$19.97	\$19.97	\$42,720
15-1299	Computer Occupations, All Other	197	\$43.27	\$31.67	\$38.65	\$48.93	\$90,010
15-1251	Computer Programmers	24	\$40.64	\$31.78	\$34.29	\$57.06	\$84,520
25-1021	Computer Science Teachers, Postsecondary	11	-	-	-	-	\$78,220
15-1211	Computer Systems Analysts	150	\$47.87	\$36.53	\$42.97	\$55.61	\$99,570
15-1232	Computer User Support Specialists	367	\$29.58	\$22.68	\$28.27	\$33.69	\$61,530
19-1031	Conservation Scientists	92	\$34.01	\$30.92	\$33.30	\$38.19	\$70,730
47-4011	Construction and Building Inspectors	121	\$36.74	\$30.18	\$37.17	\$40.98	\$76,420
47-2061	Construction Laborers	1,355	\$25.91	\$20.00	\$23.66	\$29.08	\$53,890
11-9021	Construction Managers	222	\$47.99	\$38.16	\$40.55	\$59.37	\$99,820
49-9012	Control and Valve Installers and Repairers, Except Mechanical Door	42	\$46.91	\$35.89	\$52.18	\$53.58	\$97,560
35-2011	Cooks, Fast Food	272	\$15.96	\$14.78	\$15.56	\$16.60	\$33,210
35-2012	Cooks, Institution and Cafeteria	545	\$20.75	\$17.49	\$20.90	\$23.40	\$43,160
35-2014	Cooks, Restaurant	1,324	\$18.55	\$16.88	\$17.31	\$20.21	\$38,580

SOC code	Western Washington Nonmetropolitan Area (NMA) occupational title	Estimated employment	Average wage	Percentiles			Annual wage
				25th	50th	75th	
35-2015	Cooks, Short Order	151	\$17.43	\$16.26	\$17.27	\$18.05	\$36,260
33-3012	Correctional Officers and Jailers	1,216	\$27.82	\$24.55	\$29.46	\$30.20	\$57,870
13-1051	Cost Estimators	177	\$36.78	\$28.53	\$35.79	\$43.20	\$76,500
41-2021	Counter and Rental Clerks	501	\$18.22	\$15.12	\$17.31	\$20.58	\$37,890
43-5021	Couriers and Messengers	19	\$17.81	\$15.36	\$17.33	\$20.00	\$37,050
43-4031	Court, Municipal, and License Clerks	270	\$25.71	\$22.67	\$24.81	\$29.12	\$53,480
13-2041	Credit Analysts	18	\$34.32	\$23.73	\$29.68	\$39.60	\$71,390
33-9091	Crossing Guards and Flaggers	78	\$26.38	\$20.82	\$25.18	\$30.11	\$54,880
51-9021	Crushing, Grinding, and Polishing Machine Setters, Operators, and Tenders	28	\$28.10	\$29.40	\$29.87	\$29.87	\$58,460
25-4012	Curators	44	\$30.97	\$17.51	\$23.66	\$30.39	\$64,410
43-4051	Customer Service Representatives	1,308	\$20.02	\$15.92	\$18.29	\$22.24	\$41,630
51-4031	Cutting, Punching, & Press Machine Setters, Operators, & Tenders, Metal & Plastic	33	\$20.34	\$17.85	\$19.55	\$22.37	\$42,310
43-9021	Data Entry Keyers	69	\$21.42	\$17.19	\$19.39	\$26.28	\$44,560
15-2051	Data Scientists	15	\$51.28	\$39.99	\$39.99	\$50.47	\$106,660
15-1242	Database Administrators	-	\$45.43	\$40.94	\$46.35	\$53.78	\$94,490
41-9011	Demonstrators and Product Promoters	58	\$16.80	\$15.31	\$16.07	\$16.82	\$34,940
31-9091	Dental Assistants	389	\$23.08	\$20.75	\$22.55	\$23.77	\$48,010
29-1292	Dental Hygienists	170	\$52.30	\$49.50	\$51.59	\$57.65	\$108,790
29-1021	Dentists, General	124	\$101.20	\$84.68	\$90.41	-	\$210,490
33-3021	Detectives and Criminal Investigators	47	\$48.89	\$40.60	\$46.33	\$49.81	\$101,680
29-2032	Diagnostic Medical Sonographers	69	\$44.85	\$40.06	\$48.74	\$52.63	\$93,280
29-1031	Dietitians and Nutritionists	44	\$33.65	\$28.61	\$34.29	\$37.61	\$70,000
35-9011	Dining Room and Cafeteria Attendants and Bartender Helpers	270	\$16.48	\$14.71	\$15.37	\$16.65	\$34,270
35-9021	Dishwashers	639	\$16.69	\$14.80	\$16.04	\$16.63	\$34,710
43-5032	Dispatchers, Except Police, Fire, and Ambulance	196	\$28.47	\$20.00	\$26.70	\$33.00	\$59,220
53-3031	Driver/Sales Workers	211	\$23.44	\$15.98	\$23.10	\$27.59	\$48,760
47-2081	Drywall and Ceiling Tile Installers	99	\$29.67	\$23.92	\$30.87	\$32.18	\$61,720
27-3041	Editors	47	\$29.18	\$17.97	\$26.83	\$35.74	\$60,690
11-9039	Education Administrators, All Other	30	\$38.85	\$30.60	\$35.13	\$45.67	\$80,810
11-9032	Education Administrators, Kindergarten through Secondary	316	-	-	-	-	\$124,830
11-9033	Education Administrators, Postsecondary	48	\$41.81	\$31.00	\$39.71	\$47.61	\$86,970
11-9031	Education and Childcare Administrators, Preschool and Daycare	34	\$26.38	\$19.71	\$23.30	\$29.53	\$54,860
25-9099	Educational Instruction and Library Workers, All Other	58	\$26.91	\$20.06	\$22.78	\$37.91	\$55,980
21-1012	Educational, Guidance, and Career Counselors and Advisors	200	\$39.88	\$31.94	\$39.81	\$49.90	\$82,960
17-3023	Electrical and Electronic Engineering Technologists and Technicians	79	\$39.77	\$32.19	\$39.12	\$46.33	\$82,730
49-2094	Electrical and Electronics Repairers, Commercial and Industrial Equipment	48	\$35.95	\$30.36	\$35.46	\$35.46	\$74,780
49-2095	Electrical and Electronics Repairers, Powerhouse, Substation, and Relay	39	\$51.54	\$44.68	\$54.99	\$58.93	\$107,210
17-2071	Electrical Engineers	107	\$57.39	\$43.42	\$59.67	\$71.25	\$119,370
49-9051	Electrical Power-Line Installers and Repairers	242	\$50.75	\$51.40	\$51.96	\$54.25	\$105,550
51-2028	Electrical/Electronic/Electromechanical Assemblers Only	81	\$18.02	\$15.18	\$17.48	\$19.41	\$37,480
47-2111	Electricians	715	\$33.12	\$23.24	\$31.69	\$38.32	\$68,900
17-2072	Electronics Engineers, Except Computer	22	\$53.48	\$38.81	\$50.63	\$67.20	\$111,230
25-2021	Elementary School Teachers, Except Special Education	1,538	-	-	-	-	\$80,990
43-4061	Eligibility Interviewers, Government Programs	98	\$26.80	\$23.00	\$28.69	\$30.16	\$55,740

SOC code	Western Washington Nonmetropolitan Area (NMA) occupational title	Estimated employment	Average wage	Percentiles			Annual wage
				25th	50th	75th	
11-9161	Emergency Management Directors	12	\$42.09	\$39.86	\$40.61	\$46.63	\$87,540
29-2042	Emergency Medical Technicians	189	\$18.58	\$14.49	\$17.40	\$18.69	\$38,640
29-1214	Emergency Medicine Physicians	14	-	-	-	-	-
17-3029	Engineering Technologists and Technicians, Except Drafters, All Other	25	\$38.85	\$36.79	\$40.99	\$45.68	\$80,800
17-2199	Engineers, All Other	19	\$50.48	\$42.59	\$50.38	\$58.43	\$104,990
25-1123	English Language and Literature Teachers, Postsecondary	23	-	-	-	-	\$60,810
11-9072	Entertainment and Recreation Managers, Except Gambling	13	\$49.37	\$34.07	\$47.41	\$62.94	\$102,690
39-1014	Entertainment and Recreation Workers Supervisors, Except Gambling Services	98	\$24.83	\$18.84	\$23.18	\$28.72	\$51,640
19-4042	Environmental Science and Protection Technicians, Including Health	23	\$20.84	\$19.54	\$19.54	\$24.06	\$43,350
19-2041	Environmental Scientists and Specialists, Including Health	123	\$32.24	\$24.11	\$30.16	\$35.14	\$67,060
47-5022	Excavating and Loading Machine and Dragline Operators, Surface Mining	115	\$26.08	\$23.04	\$24.90	\$29.75	\$54,250
43-6011	Executive Secretaries and Executive Administrative Assistants	263	\$31.32	\$25.37	\$31.53	\$35.24	\$65,150
39-9031	Exercise Trainers and Group Fitness Instructors	336	\$21.47	\$16.10	\$18.96	\$24.00	\$44,670
11-3013	Facilities Managers	58	\$50.15	\$36.85	\$49.20	\$60.59	\$104,310
29-1215	Family Medicine Physicians	-	-	\$112.05	-	-	-
45-2092	Farmworkers and Laborers, Crop, Nursery, and Greenhouse	246	\$18.64	\$16.66	\$17.18	\$19.48	\$38,760
45-2093	Farmworkers, Farm, Ranch, and Aquacultural Animals	126	\$20.55	\$16.56	\$19.88	\$24.16	\$42,730
35-3023	Fast Food and Counter Workers	4,468	\$16.02	\$14.75	\$15.98	\$16.80	\$33,330
47-4031	Fence Erectors	28	\$21.43	\$18.59	\$20.28	\$23.60	\$44,570
51-2051	Fiberglass Laminators and Fabricators	68	\$22.34	\$17.50	\$22.26	\$27.25	\$46,470
43-4071	File Clerks	19	\$19.27	\$17.84	\$18.32	\$20.80	\$40,080
13-2051	Financial and Investment Analysts	62	\$37.35	\$28.72	\$37.20	\$41.21	\$77,690
43-3099	Financial Clerks, All Other	22	\$18.84	\$17.48	\$18.43	\$20.55	\$39,190
11-3031	Financial Managers	236	\$62.88	\$43.69	\$60.27	\$74.53	\$130,780
13-2099	Financial Specialists, All Other	70	\$36.29	\$24.76	\$28.13	\$38.65	\$75,480
33-2011	Firefighters	355	\$27.55	\$14.49	\$27.40	\$37.60	\$57,310
47-1011	First-Line Supervisors of Construction Trades and Extraction Workers	687	\$38.44	\$31.45	\$38.68	\$43.49	\$79,960
33-1011	First-Line Supervisors of Correctional Officers	256	\$36.54	\$34.14	\$35.14	\$38.60	\$76,010
45-1011	First-Line Supervisors of Farming, Fishing, and Forestry Workers	98	\$30.34	\$22.96	\$30.00	\$33.92	\$63,110
33-1021	First-Line Supervisors of Firefighting and Prevention Workers	101	\$46.19	\$35.44	\$46.53	\$53.63	\$96,070
35-1012	First-Line Supervisors of Food Preparation and Serving Workers	1,485	\$21.82	\$17.33	\$20.87	\$24.09	\$45,380
39-1013	First-Line Supervisors of Gambling Services Workers	69	\$27.63	\$22.77	\$24.00	\$35.93	\$57,470
37-1011	First-Line Supervisors of Housekeeping and Janitorial Workers	157	\$23.19	\$17.91	\$19.75	\$27.68	\$48,240
37-1012	First-Line Supervisors of Landscaping, Lawn Service, and Groundskeeping Workers	78	\$31.28	\$24.03	\$28.65	\$41.82	\$65,060
49-1011	First-Line Supervisors of Mechanics, Installers, and Repairers	675	\$39.20	\$29.24	\$37.61	\$47.63	\$81,530
41-1012	First-Line Supervisors of Non-Retail Sales Workers	76	\$44.49	\$28.49	\$36.89	\$51.11	\$92,540
43-1011	First-Line Supervisors of Office and Administrative Support Workers	1,068	\$31.00	\$23.56	\$29.37	\$36.26	\$64,470
39-1022	First-Line Supervisors of Personal Service Workers	57	\$24.94	\$20.29	\$22.10	\$27.38	\$51,870
33-1012	First-Line Supervisors of Police and Detectives	194	\$49.20	\$45.01	\$50.12	\$55.37	\$102,340
51-1011	First-Line Supervisors of Production and Operating Workers	727	\$32.41	\$24.92	\$30.65	\$37.78	\$67,400
33-1099	First-Line Supervisors of Protective Service Workers, All Other	30	\$28.68	\$23.10	\$29.17	\$33.33	\$59,650
41-1011	First-Line Supervisors of Retail Sales Workers	1,288	\$24.99	\$18.82	\$22.88	\$28.61	\$51,980
33-1091	First-Line Supervisors of Security Workers	39	\$27.36	\$20.33	\$24.78	\$33.68	\$56,900
33-3031	Fish and Game Wardens	25	\$33.34	\$26.89	\$27.76	\$44.00	\$69,350

SOC code	Western Washington Nonmetropolitan Area (NMA) occupational title	Estimated employment	Average wage	Percentiles			Annual wage
				25th	50th	75th	
27-1023	Floral Designers	157	\$16.48	\$14.49	\$17.14	\$17.14	\$34,270
51-3091	Food and Tobacco Roasting, Baking, and Drying Machine Operators and Tenders	47	\$23.02	\$17.07	\$28.13	\$28.14	\$47,880
51-3092	Food Batchmakers	100	\$17.49	\$15.26	\$16.33	\$18.71	\$36,390
35-2021	Food Preparation Workers	797	\$17.04	\$15.04	\$16.85	\$18.11	\$35,430
51-3099	Food Processing Workers, All Other	17	\$18.29	\$16.32	\$18.50	\$19.27	\$38,030
35-3041	Food Servers, Nonrestaurant	209	\$16.86	\$15.21	\$16.24	\$16.50	\$35,080
11-9051	Food Service Managers	93	\$39.14	\$30.16	\$33.98	\$46.76	\$81,410
19-4092	Forensic Science Technicians	18	\$29.29	\$24.16	\$29.47	\$32.39	\$60,930
19-4071	Forest and Conservation Technicians	82	\$21.41	\$19.16	\$21.01	\$23.00	\$44,540
19-1032	Foresters	120	\$35.89	\$29.43	\$36.31	\$41.06	\$74,660
13-1131	Fundraisers	95	\$28.13	\$21.45	\$28.07	\$31.46	\$58,510
11-2033	Fundraising Managers	22	\$62.82	\$55.29	\$67.35	\$67.35	\$130,660
51-9051	Furnace, Kiln, Oven, Drier, and Kettle Operators and Tenders	185	\$23.45	\$17.31	\$24.39	\$27.74	\$48,770
43-3041	Gambling Cage Workers	77	\$16.66	\$15.27	\$16.55	\$16.87	\$34,660
41-2012	Gambling Change Persons and Booth Cashiers	73	\$16.74	\$14.91	\$14.92	\$16.94	\$34,820
11-9071	Gambling Managers	17	\$51.47	\$43.22	\$52.12	\$60.86	\$107,060
33-9031	Gambling Surveillance Officers and Gambling Investigators	41	\$19.80	\$16.90	\$17.72	\$22.56	\$41,190
11-1021	General and Operations Managers	1,946	\$54.12	\$35.03	\$47.35	\$62.95	\$112,580
47-2121	Glaziers	33	\$25.94	\$17.90	\$25.00	\$28.51	\$53,950
27-1024	Graphic Designers	105	\$26.90	\$18.55	\$21.71	\$30.94	\$55,950
51-4033	Grind/Lap/Polish/Buf. Mach. Tool Setters, Oprs, & Tenders, Metal & Plastic	29	\$19.14	\$15.63	\$19.01	\$21.42	\$39,810
39-5012	Hairdressers, Hairstylists, and Cosmetologists	170	\$21.62	\$17.82	\$21.01	\$26.27	\$44,960
47-4041	Hazardous Materials Removal Workers	28	\$25.20	\$18.18	\$20.40	\$24.68	\$52,420
21-1091	Health Education Specialists	46	\$32.08	\$24.92	\$30.08	\$38.93	\$66,730
29-9021	Health Information Technologists and Medical Registrars	46	\$24.84	\$17.97	\$22.95	\$25.88	\$51,670
29-2099	Health Technologists and Technicians, All Other	140	\$27.64	\$20.46	\$23.96	\$33.78	\$57,490
29-9099	Healthcare Practitioners and Technical Workers, All Other	12	\$37.10	\$30.82	\$38.81	\$43.82	\$77,170
21-1022	Healthcare Social Workers	169	\$29.96	\$22.28	\$29.25	\$35.59	\$62,330
31-9099	Healthcare Support Workers, All Other	147	\$23.08	\$19.39	\$21.65	\$24.82	\$48,010
49-9021	Heating, Air Conditioning, and Refrigeration Mechanics and Installers	212	\$25.24	\$19.69	\$23.21	\$29.24	\$52,490
53-3032	Heavy and Tractor-Trailer Truck Drivers	1,727	\$28.12	\$23.43	\$26.55	\$30.95	\$58,480
49-9098	Helpers--Installation, Maintenance, and Repair Workers	113	\$20.15	\$16.75	\$16.75	\$20.57	\$41,920
51-9198	Helpers--Production Workers	126	\$17.36	\$15.34	\$16.54	\$19.64	\$36,120
47-4051	Highway Maintenance Workers	259	\$27.54	\$25.15	\$28.00	\$29.75	\$57,270
31-1120	Home Health and Personal Care Aides	4,994	\$17.86	\$16.90	\$17.27	\$18.68	\$37,140
35-9031	Hosts and Hostesses, Restaurant, Lounge, and Coffee Shop	266	\$16.19	\$14.95	\$15.68	\$16.60	\$33,680
43-4081	Hotel, Motel, and Resort Desk Clerks	541	\$16.60	\$14.87	\$16.23	\$17.25	\$34,540
43-4161	Human Resources Assistants, Except Payroll and Timekeeping	106	\$23.24	\$20.28	\$23.51	\$25.88	\$48,340
11-3121	Human Resources Managers	71	\$59.93	\$49.15	\$56.47	\$68.03	\$124,650
13-1071	Human Resources Specialists	416	\$33.96	\$25.64	\$31.00	\$39.13	\$70,630
17-2112	Industrial Engineers	50	\$39.63	\$30.86	\$37.13	\$40.42	\$82,430
49-9041	Industrial Machinery Mechanics	398	\$29.74	\$23.55	\$29.33	\$36.21	\$61,870
11-3051	Industrial Production Managers	126	\$58.41	\$46.68	\$57.86	\$65.31	\$121,490
53-7051	Industrial Truck and Tractor Operators	574	\$22.27	\$19.53	\$21.82	\$25.20	\$46,320

SOC code	Western Washington Nonmetropolitan Area (NMA) occupational title	Estimated employment	Average wage	Percentiles			Annual wage
				25th	50th	75th	
43-4199	Information and Record Clerks, All Other	164	\$20.25	\$17.36	\$18.62	\$22.72	\$42,120
51-9061	Inspectors, Testers, Sorters, Samplers, and Weighers	260	\$23.25	\$17.63	\$21.54	\$28.63	\$48,370
49-9099	Installation, Maintenance, and Repair Workers, All Other	45	\$26.59	\$18.67	\$26.17	\$34.30	\$55,300
25-9031	Instructional Coordinators	121	\$34.59	\$24.74	\$29.50	\$46.33	\$71,950
43-9041	Insurance Claims and Policy Processing Clerks	-	\$22.78	\$19.24	\$23.00	\$23.81	\$47,380
41-3021	Insurance Sales Agents	185	\$30.45	\$21.50	\$21.68	\$32.02	\$63,330
13-2053	Insurance Underwriters	33	\$26.33	\$15.96	\$24.80	\$24.80	\$54,760
43-4111	Interviewers, Except Eligibility and Loan	270	\$19.44	\$17.75	\$18.82	\$21.27	\$40,430
37-2011	Janitors and Cleaners, Except Maids and Housekeeping Cleaners	1,753	\$19.01	\$15.49	\$17.55	\$22.14	\$39,530
51-9071	Jewelers and Precious Stone and Metal Workers	22	-	-	-	-	-
23-1023	Judges, Magistrate Judges, and Magistrates	87	\$73.73	\$50.31	\$64.14	\$95.81	\$153,360
23-1012	Judicial Law Clerks	21	\$25.69	\$19.66	\$24.03	\$28.45	\$53,430
25-2012	Kindergarten Teachers, Except Special Education	239	-	-	-	-	\$76,630
13-1075	Labor Relations Specialists	39	\$42.30	\$30.56	\$37.69	\$54.69	\$87,980
53-7062	Laborers and Freight, Stock, and Material Movers, Hand	2,058	\$18.77	\$15.96	\$17.83	\$20.54	\$39,040
37-3011	Landscaping and Groundskeeping Workers	1,110	\$19.14	\$16.35	\$18.11	\$21.10	\$39,820
51-6011	Laundry and Dry-Cleaning Workers	127	\$16.37	\$15.22	\$16.13	\$16.70	\$34,040
23-1011	Lawyers	184	\$58.11	\$40.79	\$52.18	\$65.92	\$120,880
43-6012	Legal Secretaries and Administrative Assistants	90	\$21.59	\$18.68	\$21.13	\$21.97	\$44,910
23-2099	Legal Support Workers, All Other	38	\$28.78	\$21.63	\$26.52	\$31.93	\$59,860
11-1031	Legislators	200	-	-	-	-	\$121,320
25-4022	Librarians and Media Collections Specialists	144	\$31.01	\$26.78	\$28.45	\$34.71	\$64,500
43-4121	Library Assistants, Clerical	210	\$18.89	\$18.14	\$18.74	\$18.99	\$39,300
25-4031	Library Technicians	38	\$22.42	\$18.49	\$23.01	\$23.31	\$46,620
29-2061	Licensed Practical and Licensed Vocational Nurses	293	\$31.17	\$28.06	\$30.83	\$35.05	\$64,830
19-4099	Life, Physical, and Social Science Technicians, All Other	13	\$28.55	\$21.50	\$26.36	\$34.86	\$59,380
33-9092	Lifeguards, Ski Patrol, and Other Recreational Protective Service Workers	161	\$14.96	\$14.49	\$14.62	\$15.02	\$31,110
53-3033	Light Truck Drivers	753	\$22.46	\$16.71	\$19.81	\$25.64	\$46,710
43-4131	Loan Interviewers and Clerks	133	\$22.30	\$18.94	\$21.81	\$23.89	\$46,380
13-2072	Loan Officers	220	\$33.50	\$23.02	\$27.20	\$37.31	\$69,690
11-9081	Lodging Managers	96	\$31.31	\$24.09	\$27.99	\$37.28	\$65,120
45-4023	Log Graders and Scalers	98	\$27.21	\$22.99	\$28.35	\$29.71	\$56,600
45-4022	Logging Equipment Operators	438	\$29.66	\$28.50	\$29.28	\$30.26	\$61,700
45-4029	Logging Workers, All Other	241	\$29.02	\$28.77	\$28.78	\$28.93	\$60,370
13-1081	Logisticians	73	\$37.62	\$30.01	\$36.07	\$40.99	\$78,240
53-7063	Machine Feeders and Offbearers	294	\$21.26	\$17.88	\$21.95	\$22.23	\$44,220
51-4041	Machinists	141	\$26.78	\$22.52	\$26.75	\$31.46	\$55,700
29-2035	Magnetic Resonance Imaging Technologists	31	\$44.63	\$38.92	\$41.98	\$49.23	\$92,820
37-2012	Maids and Housekeeping Cleaners	1,428	\$16.32	\$15.03	\$16.13	\$16.72	\$33,940
43-9051	Mail Clerks and Mail Machine Operators, Except Postal Service	36	\$19.14	\$16.07	\$17.71	\$21.36	\$39,800
49-9071	Maintenance and Repair Workers, General	1,783	\$23.58	\$17.94	\$21.90	\$28.05	\$49,040
49-9043	Maintenance Workers, Machinery	35	\$27.24	\$26.39	\$26.88	\$29.45	\$56,670
13-1111	Management Analysts	162	\$40.37	\$30.59	\$37.50	\$48.20	\$83,960
11-9199	Managers, All Other	228	\$58.91	\$46.49	\$57.47	\$63.36	\$122,540
39-5092	Manicurists and Pedicurists	114	\$19.82	\$16.21	\$18.24	\$21.42	\$41,220

SOC code	Western Washington Nonmetropolitan Area (NMA) occupational title	Estimated employment	Average wage	Percentiles			Annual wage
				25th	50th	75th	
13-1161	Market Research Analysts and Marketing Specialists	506	\$26.17	\$19.62	\$20.35	\$30.48	\$54,440
11-2021	Marketing Managers	79	\$75.19	\$45.49	\$63.77	\$92.48	\$156,380
21-1013	Marriage and Family Therapists	29	\$30.23	\$19.66	\$23.77	\$35.79	\$62,880
31-9011	Massage Therapists	107	\$30.78	\$21.72	\$30.53	\$39.00	\$64,020
25-1022	Mathematical Science Teachers, Postsecondary	21	-	-	-	-	\$65,570
51-3022	Meat, Poultry, and Fish Cutters and Trimmers	615	\$15.42	\$14.55	\$14.72	\$15.70	\$32,080
17-3013	Mechanical Drafters	42	\$28.47	\$23.14	\$29.02	\$32.34	\$59,210
17-2141	Mechanical Engineers	60	\$42.03	\$32.87	\$38.61	\$48.92	\$87,430
11-9111	Medical and Health Services Managers	239	\$64.83	\$40.39	\$50.40	\$62.80	\$134,840
31-9092	Medical Assistants	660	\$21.94	\$19.45	\$21.95	\$24.13	\$45,630
31-9093	Medical Equipment Preparers	58	\$20.43	\$16.92	\$19.42	\$22.67	\$42,480
49-9062	Medical Equipment Repairers	13	\$34.02	\$30.19	\$31.10	\$37.54	\$70,760
29-2072	Medical Records Specialists	150	\$24.82	\$19.22	\$23.64	\$28.27	\$51,620
43-6013	Medical Secretaries and Administrative Assistants	401	\$22.39	\$18.97	\$22.42	\$24.57	\$46,580
31-9094	Medical Transcriptionists	34	\$19.65	\$15.74	\$16.58	\$23.74	\$40,870
13-1121	Meeting, Convention, and Event Planners	104	\$24.05	\$18.49	\$22.96	\$28.10	\$50,020
21-1023	Mental Health and Substance Abuse Social Workers	103	\$26.75	\$20.58	\$26.01	\$33.20	\$55,630
27-1026	Merchandise Displayers and Window Trimmers	80	\$18.73	\$16.78	\$17.07	\$17.93	\$38,960
51-4199	Metal Workers and Plastic Workers, All Other	23	\$17.55	\$15.26	\$17.17	\$19.04	\$36,510
43-5041	Meter Readers, Utilities	48	\$26.06	\$22.08	\$26.88	\$26.88	\$54,210
25-2022	Middle School Teachers, Except Special and Career/Technical Education	483	-	-	-	-	\$83,200
49-9044	Millwrights	233	\$32.95	\$31.17	\$32.05	\$34.03	\$68,530
51-2090	Miscellaneous Assemblers and Fabricators	693	\$20.09	\$17.85	\$19.22	\$21.19	\$41,790
51-9023	Mixing and Blending Machine Setters, Operators, and Tenders	131	\$22.48	\$19.44	\$22.58	\$23.69	\$46,760
49-3042	Mobile Heavy Equipment Mechanics, Except Engines	308	\$31.45	\$27.32	\$29.99	\$35.49	\$65,420
51-4072	Molding/Coremaking/ Casting Mach. Setters/Oprs. & Tenders/Metal & Plastic	26	\$19.56	\$17.04	\$17.60	\$18.02	\$40,670
39-4031	Morticians, Undertakers, and Funeral Arrangers	37	\$27.22	\$21.40	\$26.89	\$28.13	\$56,610
49-3051	Motorboat Mechanics and Service Technicians	78	\$24.97	\$22.79	\$24.44	\$28.62	\$51,930
53-5022	Motorboat Operators	12	\$29.64	\$21.64	\$28.51	\$35.14	\$61,660
25-4013	Museum Technicians and Conservators	18	\$21.93	\$15.44	\$19.31	\$26.94	\$45,610
11-9121	Natural Sciences Managers	31	\$59.16	\$48.46	\$52.93	\$71.47	\$123,050
15-1244	Network and Computer Systems Administrators	124	\$40.75	\$35.13	\$40.11	\$46.55	\$84,760
43-4141	New Accounts Clerks	27	\$21.31	\$18.41	\$21.02	\$22.45	\$44,320
27-3023	News Analysts, Reporters, and Journalists	37	\$19.22	\$17.57	\$17.74	\$22.77	\$39,970
29-2033	Nuclear Medicine Technologists	12	\$49.36	\$46.29	\$49.12	\$54.20	\$102,660
29-1151	Nurse Anesthetists	17	\$125.13	\$102.00	-	-	\$260,260
29-1171	Nurse Practitioners	185	\$62.38	\$55.18	\$61.99	\$65.46	\$129,740
31-1131	Nursing Assistants	1,026	\$19.49	\$17.54	\$18.45	\$21.41	\$40,540
25-1072	Nursing Instructors and Teachers, Postsecondary	25	-	-	-	-	\$76,440
19-5011	Occupational Health and Safety Specialists	86	\$37.14	\$31.45	\$36.77	\$41.97	\$77,250
29-1122	Occupational Therapists	90	\$45.56	\$38.45	\$45.67	\$51.40	\$94,770
31-2011	Occupational Therapy Assistants	14	\$31.72	\$30.11	\$31.89	\$35.06	\$65,970
43-9199	Office and Administrative Support Workers, All Other	177	\$19.91	\$15.31	\$18.92	\$23.74	\$41,400
43-9061	Office Clerks, General	2,248	\$20.91	\$16.96	\$19.74	\$23.43	\$43,490
47-2073	Operating Engineers and Other Construction Equipment Operators	625	\$33.06	\$23.88	\$29.38	\$41.35	\$68,760

SOC code	Western Washington Nonmetropolitan Area (NMA) occupational title	Estimated employment	Average wage	Percentiles			Annual wage
				25th	50th	75th	
29-2057	Ophthalmic Medical Technicians	29	\$19.87	\$17.34	\$18.88	\$21.27	\$41,320
29-1241	Ophthalmologists, Except Pediatric	-	\$106.72	\$95.62	\$95.62	\$95.62	\$221,970
29-2081	Opticians, Dispensing	68	\$21.37	\$17.32	\$21.79	\$24.07	\$44,450
29-1041	Optometrists	27	\$58.26	\$52.63	\$58.18	\$63.83	\$121,190
43-4151	Order Clerks	56	\$20.39	\$16.52	\$20.00	\$22.38	\$42,410
49-3053	Outdoor Power Equipment and Other Small Engine Mechanics	47	\$20.34	\$16.77	\$17.92	\$22.57	\$42,310
51-9111	Packaging and Filling Machine Operators and Tenders	253	\$18.11	\$15.00	\$16.44	\$21.36	\$37,680
53-7064	Packers and Packagers, Hand	334	\$17.85	\$15.44	\$16.64	\$18.58	\$37,120
47-2141	Painters, Construction and Maintenance	219	\$24.85	\$22.22	\$23.17	\$24.10	\$51,690
51-9196	Paper Goods Machine Setters, Operators, and Tenders	173	\$27.51	\$21.26	\$28.14	\$35.70	\$57,230
23-2011	Paralegals and Legal Assistants	196	\$27.61	\$23.44	\$29.22	\$30.28	\$57,440
29-2043	Paramedics	166	\$33.07	\$23.77	\$31.33	\$35.98	\$68,790
53-6021	Parking Attendants	57	\$15.74	\$14.49	\$15.31	\$16.36	\$32,730
41-2022	Parts Salespersons	266	\$18.99	\$16.59	\$17.64	\$21.24	\$39,490
43-3051	Payroll and Timekeeping Clerks	145	\$26.47	\$23.02	\$25.72	\$30.38	\$55,050
29-1221	Pediatricians, General	-	\$99.06	\$84.58	\$106.27	\$106.27	\$206,050
39-9099	Personal Care and Service Workers, All Other	-	\$26.95	\$19.86	\$28.35	\$28.85	\$56,050
13-2052	Personal Financial Advisors	155	\$100.40	\$24.09	\$35.83	\$72.72	\$208,830
37-2021	Pest Control Workers	113	\$23.17	\$17.58	\$21.03	\$26.63	\$48,190
37-3012	Pesticide Handlers, Sprayers, and Applicators, Vegetation	-	\$26.07	\$20.66	\$23.89	\$24.99	\$54,230
29-1051	Pharmacists	281	\$64.42	\$61.12	\$64.98	\$71.89	\$133,980
31-9095	Pharmacy Aides	64	\$17.81	\$16.60	\$16.79	\$19.00	\$37,050
29-2052	Pharmacy Technicians	358	\$21.98	\$18.36	\$22.01	\$23.75	\$45,710
31-9097	Phlebotomists	95	\$22.34	\$19.36	\$23.85	\$23.91	\$46,470
27-4021	Photographers	15	\$24.81	\$20.41	\$21.77	\$28.87	\$51,600
31-2022	Physical Therapist Aides	23	\$18.61	\$16.58	\$16.71	\$16.93	\$38,710
31-2021	Physical Therapist Assistants	101	\$26.78	\$19.60	\$27.61	\$32.36	\$55,710
29-1123	Physical Therapists	229	\$48.32	\$40.59	\$48.50	\$51.67	\$100,500
29-1071	Physician Assistants	108	\$65.87	\$59.01	\$62.65	\$76.21	\$137,020
29-1229	Physicians, All Other	208	\$121.98	\$90.36	-	-	\$253,720
47-2151	Pipelayers	53	\$28.75	\$24.77	\$30.21	\$31.58	\$59,790
47-2152	Plumbers, Pipefitters, and Steamfitters	317	\$31.41	\$22.15	\$28.70	\$36.58	\$65,340
33-3051	Police and Sheriff's Patrol Officers	689	\$35.78	\$29.43	\$37.14	\$40.49	\$74,430
43-5051	Postal Service Clerks	206	\$26.16	\$24.11	\$26.62	\$28.73	\$54,410
43-5052	Postal Service Mail Carriers	356	\$25.19	\$19.06	\$23.96	\$29.24	\$52,390
11-9131	Postmasters and Mail Superintendents	54	\$38.07	\$35.93	\$37.47	\$41.60	\$79,180
25-1199	Postsecondary Teachers, All Other	10	-	-	-	-	\$62,410
25-2011	Preschool Teachers, Except Special Education	332	\$19.16	\$16.30	\$17.31	\$20.93	\$39,860
51-6021	Pressers, Textile, Garment, and Related Materials	14	\$16.77	\$15.90	\$17.13	\$17.50	\$34,880
51-5112	Printing Press Operators	34	\$19.77	\$16.52	\$18.00	\$22.39	\$41,120
21-1092	Probation Officers and Correctional Treatment Specialists	302	\$31.79	\$30.13	\$31.71	\$34.14	\$66,130
43-3061	Procurement Clerks	103	\$21.99	\$19.09	\$22.55	\$24.17	\$45,750
27-2012	Producers and Directors	53	\$28.72	\$20.09	\$23.17	\$29.58	\$59,740
51-9199	Production Workers, All Other	31	\$23.67	\$24.34	\$24.35	\$24.35	\$49,230
43-5061	Production, Planning, and Expediting Clerks	225	\$25.31	\$17.10	\$23.09	\$31.03	\$52,630

SOC code	Western Washington Nonmetropolitan Area (NMA) occupational title	Estimated employment	Average wage	Percentiles			Annual wage
				25th	50th	75th	
13-1082	Project Management Specialists	140	\$42.70	\$29.19	\$39.07	\$51.37	\$88,820
13-2020	Property Appraisers and Assessors	91	\$32.17	\$24.73	\$30.72	\$38.14	\$66,910
11-9141	Property, Real Estate, and Community Association Managers	85	-	-	-	-	-
33-9099	Protective Service Workers, All Other	135	\$20.02	\$17.36	\$18.57	\$22.38	\$41,640
29-1223	Psychiatrists	18	\$92.28	\$65.92	\$79.96	-	\$191,930
25-1066	Psychology Teachers, Postsecondary	16	-	-	-	-	\$60,880
11-2032	Public Relations Managers	16	\$52.84	\$42.37	\$48.02	\$65.37	\$109,910
27-3031	Public Relations Specialists	97	\$35.69	\$25.30	\$31.84	\$43.17	\$74,240
11-3061	Purchasing Managers	21	\$54.45	\$51.23	\$51.24	\$60.46	\$113,260
49-2021	Radio, Cellular, and Tower Equipment Installers and Repairers	19	\$41.08	\$37.26	\$37.26	\$51.75	\$85,440
29-2034	Radiologic Technologists and Technicians	153	\$37.71	\$30.89	\$39.50	\$45.65	\$78,430
41-9022	Real Estate Sales Agents	60	\$32.07	\$27.20	\$29.90	\$35.93	\$66,700
43-4171	Receptionists and Information Clerks	1,137	\$18.31	\$15.56	\$17.35	\$20.48	\$38,080
25-1193	Recreation and Fitness Studies Teachers, Postsecondary	14	-	-	-	-	\$61,290
39-9032	Recreation Workers	316	\$16.83	\$14.71	\$16.10	\$17.52	\$35,010
29-1125	Recreational Therapists	19	\$28.82	\$25.66	\$28.00	\$31.94	\$59,940
53-7081	Refuse and Recyclable Material Collectors	243	\$25.93	\$23.13	\$27.48	\$28.91	\$53,930
29-1141	Registered Nurses	2,169	\$46.71	\$39.17	\$48.11	\$51.36	\$97,150
21-1015	Rehabilitation Counselors	171	\$24.11	\$18.31	\$22.35	\$27.69	\$50,140
21-2099	Religious Workers, All Other	15	\$25.44	\$20.70	\$23.68	\$31.58	\$52,910
43-4181	Reservation and Transportation Ticket Agents and Travel Clerks	35	\$18.82	\$16.55	\$16.84	\$20.38	\$39,140
39-9041	Residential Advisors	61	\$20.31	\$17.47	\$19.43	\$22.82	\$42,250
29-1126	Respiratory Therapists	98	\$40.12	\$32.56	\$38.11	\$44.38	\$83,450
41-2031	Retail Salespersons	3,773	\$18.13	\$15.20	\$16.62	\$18.02	\$37,700
49-9096	Riggers	12	\$29.88	\$26.97	\$29.84	\$32.06	\$62,140
47-2181	Roofers	270	\$27.52	\$23.23	\$27.96	\$29.42	\$57,250
53-5011	Sailors and Marine Oilers	61	\$27.71	\$22.74	\$31.63	\$32.49	\$57,640
41-9099	Sales and Related Workers, All Other	29	\$27.25	\$15.52	\$17.36	\$23.98	\$56,680
11-2022	Sales Managers	133	\$72.30	\$52.69	\$67.09	\$77.79	\$150,380
41-4011	Sales Representatives, Wholesale & Manufacturing, Technical & Scientific Products	49	\$75.79	\$49.85	\$63.73	\$99.20	\$157,640
41-3091	Sales Reps. of Svcs., Exc. Advertising, Insurance, Financial Svcs., & Travel	396	\$31.79	\$19.00	\$26.98	\$38.69	\$66,130
41-4012	Sales Reps/Wholesale/Mfg, Except Tech/Science Products	700	\$39.76	\$25.03	\$33.15	\$47.14	\$82,700
51-7041	Sawing Machine Setters, Operators, and Tenders, Wood	425	\$23.59	\$18.91	\$23.75	\$27.61	\$49,060
19-3034	School Psychologists	63	\$48.23	\$45.58	\$50.53	\$51.88	\$100,310
25-2031	Secondary School Teachers, Except Special and Career/Technical Education	790	-	-	-	-	\$85,940
43-6014	Secretaries and Administrative Assistants, Except Legal, Medical, and Executive	1,675	\$23.06	\$19.00	\$22.85	\$25.57	\$47,950
41-3031	Securities, Commodities, and Financial Services Sales Agents	82	\$26.03	\$18.73	\$22.43	\$28.75	\$54,140
49-2098	Security and Fire Alarm Systems Installers	12	\$30.81	\$27.32	\$27.90	\$37.50	\$64,090
33-9032	Security Guards	863	\$28.68	\$16.51	\$17.72	\$43.30	\$59,650
25-3021	Self-Enrichment Teachers	274	\$20.47	\$17.04	\$19.03	\$22.34	\$42,570
51-9012	Separate/Filter/Clarify/Precipitate /Still Machine Setters/Operators/Tenders	70	\$24.16	\$19.67	\$23.22	\$27.12	\$50,250
47-4071	Septic Tank Servicers and Sewer Pipe Cleaners	61	\$24.64	\$18.11	\$23.65	\$29.71	\$51,240

SOC code	Western Washington Nonmetropolitan Area (NMA) occupational title	Estimated employment	Average wage	Percentiles			Annual wage
				25th	50th	75th	
51-6031	Sewing Machine Operators	75	\$18.97	\$17.62	\$18.02	\$21.78	\$39,460
47-2211	Sheet Metal Workers	59	\$35.68	\$28.62	\$36.66	\$39.98	\$74,220
43-5071	Shipping, Receiving, and Inventory Clerks	609	\$21.20	\$17.29	\$20.25	\$23.31	\$44,090
53-3053	Shuttle Drivers and Chauffeurs	144	\$17.15	\$14.58	\$16.39	\$17.48	\$35,680
39-5094	Skincare Specialists	42	\$30.49	\$18.77	\$26.32	\$39.10	\$63,420
11-9151	Social and Community Service Managers	188	\$35.76	\$23.87	\$34.77	\$44.76	\$74,380
21-1093	Social and Human Service Assistants	391	\$20.96	\$17.29	\$19.35	\$23.65	\$43,590
19-3099	Social Scientists and Related Workers, All Other	13	\$39.11	\$31.95	\$37.48	\$43.34	\$81,340
15-1252	Software Developers	299	\$56.15	\$38.17	\$58.93	\$73.64	\$116,790
15-1253	Software Quality Assurance Analysts and Testers	16	\$47.49	\$36.06	\$47.78	\$61.77	\$98,790
19-1013	Soil and Plant Scientists	19	\$31.36	\$27.04	\$28.47	\$34.40	\$65,230
25-2052	Special Education Teachers, Kindergarten and Elementary School	168	-	-	-	-	\$79,100
25-2057	Special Education Teachers, Middle School	63	-	-	-	-	\$79,260
25-2051	Special Education Teachers, Preschool	31	-	-	-	-	\$76,050
25-2058	Special Education Teachers, Secondary School	124	-	-	-	-	\$82,170
29-1127	Speech-Language Pathologists	126	\$45.40	\$38.53	\$46.00	\$49.73	\$94,420
51-8021	Stationary Engineers and Boiler Operators	15	\$32.61	\$31.55	\$32.49	\$35.86	\$67,830
53-7065	Stockers and Order Fillers	2,610	\$18.64	\$16.61	\$17.66	\$20.94	\$38,780
21-1018	Substance abuse, behavioral disorder, and mental health counselors	671	\$26.57	\$19.05	\$23.10	\$29.49	\$55,260
25-3031	Substitute Teachers, Short-Term	551	\$21.97	\$19.50	\$20.88	\$24.20	\$45,700
29-1249	Surgeons, All Other	15	-	-	-	-	-
29-2055	Surgical Technologists	74	\$29.59	\$24.73	\$31.14	\$32.15	\$61,540
17-3031	Surveying and Mapping Technicians	65	\$27.22	\$23.93	\$26.49	\$30.07	\$56,610
17-1022	Surveyors	66	\$37.93	\$31.67	\$37.24	\$45.32	\$78,900
47-2082	Tapers	62	\$28.34	\$21.82	\$29.40	\$31.00	\$58,940
53-3054	Taxi Drivers	25	\$17.11	\$15.13	\$17.67	\$18.03	\$35,590
25-3099	Teachers and Instructors, All Other	71	-	-	-	-	\$72,270
25-9045	Teaching Assistants, Except Postsecondary	2,182	-	-	-	-	\$41,010
25-9044	Teaching Assistants, Postsecondary	20	-	-	-	-	\$42,480
49-2022	Telecommunications Equipment Installers and Repairers, Except Line Installers	147	\$30.65	\$23.72	\$30.92	\$35.53	\$63,750
49-9052	Telecommunications Line Installers and Repairers	32	\$30.60	\$23.87	\$29.82	\$37.15	\$63,650
43-3071	Tellers	599	\$18.81	\$17.71	\$18.10	\$19.26	\$39,120
47-2044	Tile and Stone Setters	42	\$25.32	\$22.89	\$24.14	\$28.97	\$52,670
49-3093	Tire Repairers and Changers	131	\$17.11	\$15.91	\$17.07	\$17.48	\$35,590
23-2093	Title Examiners, Abstractors, and Searchers	108	\$23.76	\$18.70	\$22.18	\$29.70	\$49,430
51-4194	Tool Grinders, Filers, and Sharpeners	76	\$31.50	\$30.57	\$31.77	\$32.43	\$65,530
39-7010	Tour and travel guides	23	\$18.79	\$16.56	\$18.61	\$22.44	\$39,080
13-1151	Training and Development Specialists	128	\$32.51	\$22.56	\$30.17	\$44.38	\$67,620
53-6051	Transportation Inspectors	19	\$36.92	\$25.07	\$31.30	\$40.05	\$76,790
11-3071	Transportation, Storage, and Distribution Managers	53	\$51.92	\$41.20	\$48.41	\$59.92	\$107,980
53-1047	Transportation/ Material-Moving Supervisors/No Aircraft Cargo Handling Supervisors	529	\$29.49	\$22.61	\$28.68	\$34.00	\$61,350
41-3041	Travel Agents	53	\$20.30	\$17.80	\$17.81	\$21.85	\$42,220
37-3013	Tree Trimmers and Pruners	129	\$20.74	\$15.78	\$18.04	\$18.04	\$43,140
25-3041	Tutors	42	\$17.01	\$14.82	\$15.36	\$17.15	\$35,370

SOC code	Western Washington Nonmetropolitan Area (NMA) occupational title	Estimated employment	Average wage	Percentiles			Annual wage
				25th	50th	75th	
19-3051	Urban and Regional Planners	90	\$37.88	\$30.55	\$37.11	\$46.67	\$78,800
39-3031	Ushers, Lobby Attendants, and Ticket Takers	86	\$16.01	\$14.49	\$14.49	\$16.41	\$33,310
29-1131	Veterinarians	114	\$56.07	\$43.26	\$57.67	\$65.83	\$116,630
31-9096	Veterinary Assistants and Laboratory Animal Caretakers	191	\$17.27	\$15.12	\$17.37	\$17.80	\$35,910
29-2056	Veterinary Technologists and Technicians	82	\$23.19	\$19.16	\$22.82	\$24.43	\$48,240
35-3031	Waiters and Waitresses	1,963	\$19.34	\$14.72	\$16.23	\$20.31	\$40,230
51-8031	Water and Wastewater Treatment Plant and System Operators	275	\$30.81	\$24.88	\$31.07	\$35.26	\$64,090
15-1255	Web and Digital Interface Designers	50	\$34.55	\$23.98	\$31.51	\$42.44	\$71,860
15-1254	Web Developers	26	\$34.84	\$26.00	\$29.23	\$50.48	\$72,470
43-5111	Weighers, Measurers, Checkers, and Samplers, Recordkeeping	55	\$20.52	\$17.66	\$21.16	\$22.50	\$42,670
51-4121	Welders, Cutters, Solderers, and Brazers	258	\$25.87	\$21.72	\$24.65	\$28.20	\$53,800
51-7042	Woodworking Machine Setters, Operators, and Tenders, Except Sawing	395	\$23.25	\$18.75	\$22.89	\$26.35	\$48,360
27-3043	Writers and Authors	22	\$38.63	\$33.03	\$34.14	\$42.03	\$80,350
19-1023	Zoologists and Wildlife Biologists	131	\$34.13	\$29.21	\$34.97	\$38.15	\$70,990