

# 2022 OCCUPATIONAL EMPLOYMENT AND WAGE ESTIMATES

Occupations  
Employment estimates  
Average wages  
Wage percentiles  
Annual wages



**Employment Security Department**  
WASHINGTON STATE

Data Architecture, Transformation and Analytics  
July 2022



# 2022 Occupational Employment and Wage Estimates

Published July 2022

Washington State Employment Security Department  
Cami Feeks, *Commissioner*

Data Architecture, Transformation and Analytics  
Gustavo Aviles, *Interim Chief Analytics Officer*

Occupational Employment and Wage Statistics  
Gina Nguyen, *Supervisor*

This workforce product was funded by a grant awarded by the U.S. Department of Labor's Employment and Training Administration. The product was created by the recipient and does not necessarily reflect the official position of the U.S. Department of Labor. The Department of Labor makes no guarantees, warranties, or assurances of any kind, expressed or implied, with respect to such information, including any information on linked sites and including, but not limited to, accuracy of the information or its completeness, timeliness, usefulness, adequacy, continued availability, or ownership. This product is copyrighted by the institution that created it. Internal use by an organization and/or personal use by an individual for non-commercial purposes is permissible. All other uses require the prior authorization of the copyright owner.

For more information or to get this report in an alternative format, call the Employment Security Department Labor Market Information Center at 1-833-572-8421.

Employment Security Department is an equal opportunity employer/program. Auxiliary aids and services are available upon request to individuals with disabilities. Language assistance services for limited English proficient individuals are available free of charge. Washington Relay Service: 711.

# Contents

Introduction, notes on estimates and estimation changes .....	iii
Definitions .....	iv
Effects of COVID-19 pandemic on the May 2020 occupational employment and wage statistics .....	v
Map of survey areas .....	vi
Washington statewide.....	1
Metropolitan statistical areas (MSAs)	
Bellingham.....	19
Bremerton-Silverdale .....	29
Kennewick-Richland.....	37
Clarkston (WA) and Lewiston (ID).....	47
Longview .....	53
Mount Vernon-Anacortes.....	61
Olympia-Tumwater.....	69
Vancouver (WA) and Portland-Hillsboro (OR).....	79
Seattle-Tacoma-Bellevue .....	97
Spokane-Spokane Valley .....	113
Walla Walla.....	125
Wenatchee.....	131
Yakima.....	139
Nonmetropolitan areas (NMAs)	
Eastern Washington.....	149
Western Washington .....	159



# Introduction

Occupational Employment and Wage Statistics (OEWS) is a program of the U.S. Department of Labor, Bureau of Labor Statistics (BLS). This federal-state cooperative program produces employment and wage estimates for nearly 867 occupations.

Each year, the Employment Security Department's Data Architecture, Transformation and Analytics (DATA) Division compiles occupational employment and wage estimates for Washington state. The data are presented statewide, for metropolitan statistical areas (MSAs) and for nonmetropolitan areas (NMAs). All data are at the cross-industry level. For more information go to <https://esd.wa.gov/labormarketinfo/occupations>.

## Notes on estimates

These occupational employment and wage estimates are based on the spring 2021 Occupational Employment Statistics survey. Data collected from the survey includes employment counts, occupations and wages from more than 4,221 Washington state employers. Data from the spring 2021 survey are combined with the fall 2018, spring and fall 2019 and spring and fall 2020 survey panels to create a sample size of more than 26,000 employers. Wage estimates are updated to a March 2022 level using Employment Cost Index (ECI) factors. Employment estimates are benchmarked to an average of November 2020 and May 2021 employment.

The estimates in this publication are based on the 2010 Office of Management and Budget (OMB) area definitions, the 2017 North American Industry Classification System (NAICS) codes at the four-digit level and the full 2018 Standard Occupational Classification (SOC) code manual. Occupation and wage estimates are not provided for farms, the self-employed, owner/partners in unincorporated firms, the military, household workers or unpaid family workers. Estimates for some occupations or wage levels may be suppressed because they do not meet BLS publication standards or due to small sample size. These include occupations with an estimated employment of fewer than 10 people. Dashes shown in the data columns indicate suppressed data.

## Estimation changes

The OWES program now uses a new estimation methodology for May 2021 estimates. The new model-based estimation methodology, called MB3, has advantages over the previous methodology, as described in the Monthly Labor Review article "Model-Based Estimates for the Occupational Employment Statistics program." More information on MB3 is available at <https://www.bls.gov/oes/mb3-methods.pdf>. The May 2021 percentile wages can be estimated to \$100.00+ per hour or \$208,000+ per year. All of the microdata in the estimates were collected under these newer wage intervals. National estimates, state estimates, and more information about the program are available online at [www.bls.gov/oes](http://www.bls.gov/oes). If you have questions regarding the data, contact the Employment Security Department Labor Market Information Center at 1-833-572-8421.

# Definitions

**25th Percentile** – Twenty-five percent of all wage earners earn below the wage rate specified.

**50th Percentile** – Fifty percent of all wage earners earn below the wage rate specified. The 50th percentile is the median wage.

**75th Percentile** – Seventy-five percent of all wage earners earn below the wage rate specified.

**Annual wage** – In instances where hourly rates are reported, the annual wage is calculated by multiplying the hourly rate by 2,080 hours. This is the annual equivalent of working full-time at 40 hours per week.

**Average wage** – The sum of all reported wage rates divided by the number of rates.

**Employment cost index (ECI)** – The employment cost index measures changes in wages, salaries and benefits for civilian workers. This includes private industry and state and local government. The ECI is published by the federal Bureau of Labor Statistics and can be found at <http://stats.bls.gov/ncs/ect/>.

**Estimated employment** – An estimate of the total number of workers employed in a specific occupation.

**Metropolitan Statistical Area (MSA)** – A county or group of counties that are economically related having a principal city or urbanized area with a population of at least 50,000 people. A MSA may include contiguous counties from neighboring states and is also called a metro area.

**Nonmetropolitan Area (NMA)** – One of two groups of counties in Washington state not included in a metropolitan statistical area. Each county group is considered economically related.

**Standard Occupational Classification (SOC)** – The SOC system is used to sort and define nearly 867 occupations. The standardized system allows comparable research and reporting by individual states and the federal government. For more information on the SOC system, go to [www.bls.gov/soc](http://www.bls.gov/soc).

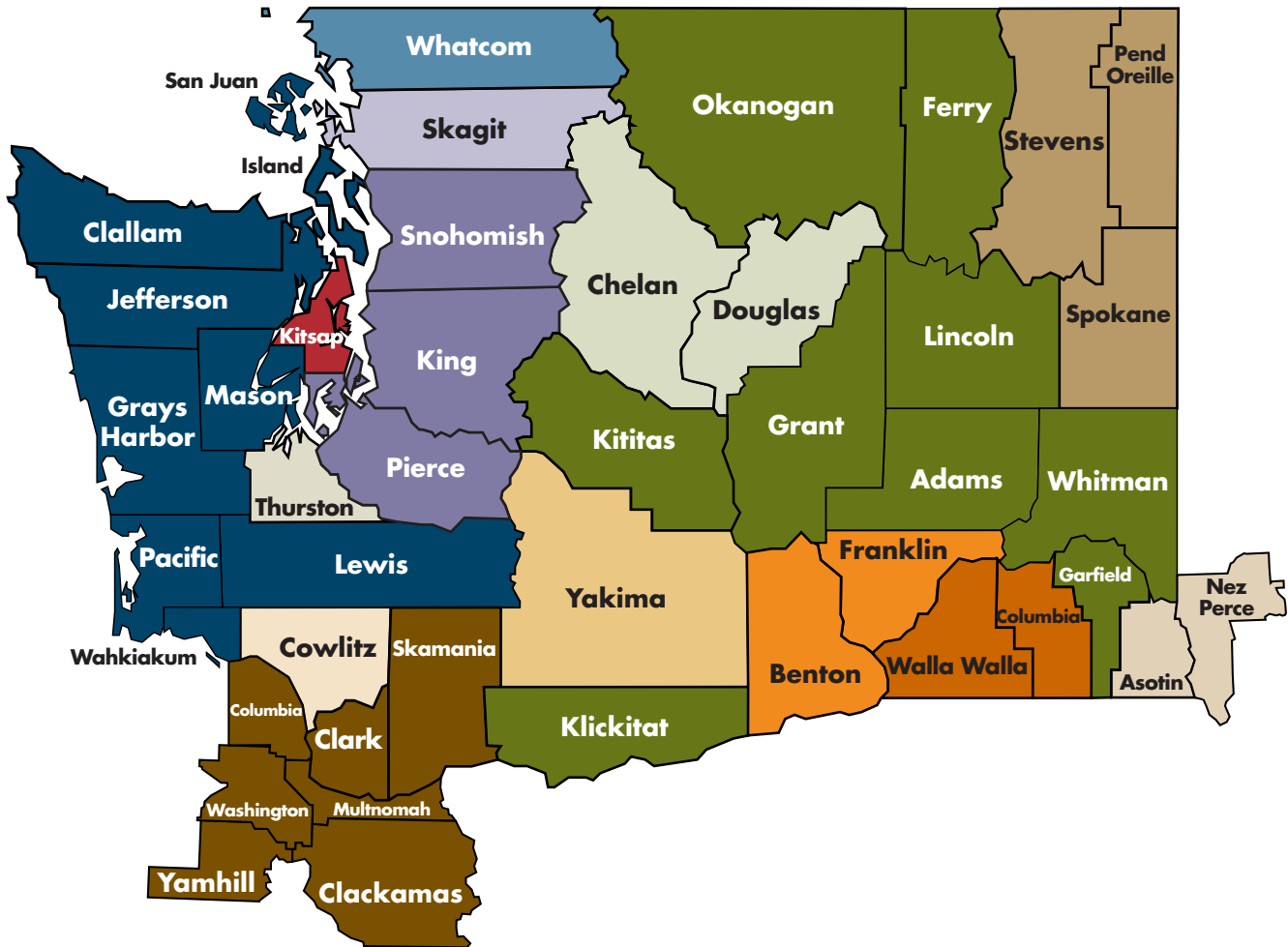
# Effects of COVID-19 pandemic on the May 2021 occupational employment and wage statistics

Due to features of the Occupational Employment and Wage Statistics (OEWS) methodology, the May 2021 OEWS estimates do not fully reflect the impact of the COVID-19 pandemic. Estimates for a given reference period are based on a sample of 1.1 million business establishments collected in six semiannual panels for three consecutive years. Each year, two new semiannual survey panels are added, and the two oldest panels are dropped. Older panel wage data are aged to reflect the reference date of the estimates, and employment data are benchmarked to reflect known employment for the average of the two most recent panels. Using six data panels to produce each set of estimates allows data to be produced at very detailed levels of occupation, geography, and industry, but also means that sudden changes in staffing patterns or wages are reflected in the OEWS estimates only gradually.

In addition, as a result of the pandemic, response rates for the November 2020 and May 2021 panels were lower in some areas. This is due to the timing of attempts to collect data from employers during the months following both reference dates. Lower response rates may negatively affect data availability and data quality. To minimize the impact, a supplemental nonresponse follow-up mailing and additional targeted nonresponse follow-up were conducted. To reduce follow-up questions from sampled establishments, the program made changes on the data collection website to clarify that establishments where all employees were working remotely, or were not working but received pay, should report their employment and wage data.

If you have questions, **contact the Occupational Employment and Wage Statistics staff.**

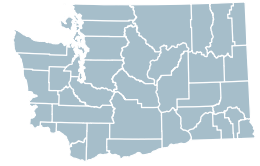
# Map of survey areas



- Bellingham, WA MSA – Whatcom County
- Bremerton-Silverdale, WA MSA – Kitsap County
- Kennewick-Richland, WA MSA – Benton and Franklin counties
- Clarkston (WA) and Lewiston (ID) MSA – Asotin, WA and Nez Perce, ID counties
- Longview, WA MSA – Cowlitz County
- Mount Vernon-Anacortes, WA MSA – Skagit County
- Olympia-Tumwater, WA MSA – Thurston County
- Vancouver (WA) and Portland-Hillsboro (OR) MSA – Clark and Skamania, WA; Clackamas, Columbia, Multnomah, Washington and Yamhill, OR counties
- Seattle-Tacoma-Bellevue, WA MSA – King, Pierce and Snohomish counties
- Spokane-Spokane Valley, WA MSA – Pend Oreille, Spokane and Stevens counties
- Walla Walla, WA MSA – Columbia and Walla Walla counties
- Wenatchee, WA MSA – Chelan and Douglas counties
- Yakima, WA MSA – Yakima County
- Western WA NMA – Clallam, Grays Harbor, Island, Jefferson, Lewis, Mason, Pacific, San Juan and Wahkiakum counties
- Eastern WA NMA – Adams, Ferry, Garfield, Grant, Kittitas, Klickitat, Lincoln, Okanogan and Whitman counties



**Washington statewide**  
**2022 Occupational Employment**  
**and Wage Estimates**  
Includes all counties in Washington state



SOC code	Washington statewide occupational title	Estimated employment	Average wage	Percentiles			Annual wage
				25th	50th	75th	
13-2011	Accountants and Auditors	31,367	\$42.01	\$30.42	\$38.31	\$48.60	\$87,370
27-2011	Actors	315	\$34.99	\$15.90	\$23.30	\$47.36	-
15-2011	Actuaries	212	\$57.56	\$45.27	\$49.57	\$69.68	\$119,720
29-1291	Acupuncturists	470	\$26.59	\$23.20	\$23.20	\$29.36	\$55,300
51-9191	Adhesive Bonding Machine Operators and Tenders	360	\$26.91	\$18.18	\$23.55	\$36.23	\$55,970
23-1021	Administrative Law Judges, Adjudicators, and Hearing Officers	293	\$54.76	\$44.77	\$49.56	\$59.85	\$113,890
11-3012	Administrative Services Managers	1,836	\$65.18	\$47.91	\$61.24	\$77.66	\$135,580
25-3011	Adult Literacy, Remedial Educ., GED Teachers/Instructors	1,536	\$29.67	\$23.90	\$29.26	\$36.55	\$61,700
11-2011	Advertising and Promotions Managers	240	\$71.80	\$58.00	\$63.59	\$77.91	\$149,340
41-3011	Advertising Sales Agents	5,033	\$44.31	\$23.98	\$38.84	\$61.20	\$92,170
17-3021	Aerospace Engineering and Operations Technologists and Technicians	257	\$44.78	\$38.26	\$48.79	\$48.79	\$93,130
17-2011	Aerospace Engineers	4,109	\$64.41	\$49.40	\$63.17	\$80.84	\$133,970
13-1011	Agents and Business Managers of Artists, Performers, and Athletes	202	\$49.46	\$29.85	\$35.45	\$57.33	\$102,870
17-2021	Agricultural Engineers	33	\$38.59	\$29.68	\$34.68	\$44.21	\$80,270
45-2091	Agricultural Equipment Operators	810	\$17.28	\$14.45	\$14.66	\$18.04	\$35,940
45-2011	Agricultural Inspectors	588	\$24.28	\$15.50	\$24.72	\$28.01	\$50,500
25-1041	Agricultural Sciences Teachers, Postsecondary	458	-	-	-	-	\$126,720
19-4012	Agricultural Technicians	941	\$22.69	\$18.15	\$21.04	\$26.85	\$47,190
45-2099	Agricultural Workers, All Other	199	\$16.85	\$14.43	\$14.55	\$17.77	\$35,040
53-2021	Air Traffic Controllers	589	\$65.40	\$47.33	\$68.26	\$79.13	\$136,030
53-1041	Aircraft Cargo Handling Supervisors	66	\$34.04	\$24.22	\$30.49	\$39.12	\$70,800
49-3011	Aircraft Mechanics and Service Technicians	4,629	\$33.14	\$23.65	\$36.66	\$38.55	\$68,920
53-6032	Aircraft Service Attendants	32	\$20.75	\$18.12	\$20.22	\$23.46	\$43,160
53-2022	Airfield Operations Specialists	148	\$38.67	\$30.89	\$38.36	\$48.67	\$80,420
53-2011	Airline Pilots, Copilots, and Flight Engineers	3,250	-	-	-	-	\$222,340
53-3011	Ambulance Drivers and Attendants, Except Emergency Med. Technicians	37	\$16.06	\$13.69	\$14.84	\$17.67	\$33,410
39-3091	Amusement and Recreation Attendants	3,893	\$15.83	\$14.34	\$14.65	\$17.12	\$32,930
39-2021	Animal Caretakers	4,377	\$17.15	\$14.54	\$16.57	\$17.82	\$35,680
33-9011	Animal Control Workers	193	\$26.45	\$16.48	\$28.49	\$31.36	\$55,010
19-1011	Animal Scientists	172	\$32.55	\$27.08	\$34.62	\$34.62	\$67,700
39-2011	Animal Trainers	330	\$18.38	\$14.67	\$16.76	\$22.00	\$38,240
19-3091	Anthropologists and Archeologists	195	\$36.91	\$29.13	\$37.13	\$42.17	\$76,770
25-1061	Anthropology and Archeology Teachers, Postsecondary	218	-	-	-	-	\$86,190
17-1011	Architects, Except Landscape and Naval	4,179	\$43.74	\$36.13	\$39.20	\$48.28	\$90,990
17-3011	Architectural and Civil Drafters	2,064	\$30.62	\$23.52	\$29.41	\$35.94	\$63,690
11-9041	Architectural and Engineering Managers	4,767	\$79.55	\$63.37	\$78.48	\$92.56	\$165,470
25-4011	Archivists	291	\$33.57	\$29.00	\$33.26	\$37.72	\$69,830
25-1062	Area, Ethnic, and Cultural Studies Teachers, Postsecondary	120	-	-	-	-	\$70,150
27-1011	Art Directors	789	\$54.28	\$39.03	\$56.11	\$63.77	\$112,900
25-1121	Art, Drama, and Music Teachers, Postsecondary	1,617	-	-	-	-	\$70,550

SOC code	Washington statewide occupational title	Estimated employment	Average wage	Percentiles			Annual wage
				25th	50th	75th	
27-1019	Artists and Related Workers, All Other	66	\$31.76	\$18.65	\$24.91	\$43.12	\$66,050
27-2021	Athletes and Sports Competitors	135	-	-	-	-	\$163,060
29-9091	Athletic Trainers	468	-	-	-	-	\$53,090
19-2021	Atmospheric and Space Scientists	129	\$47.34	\$35.81	\$45.22	\$53.38	\$98,460
25-1051	Atmospheric, Earth, Marine, and Space Sciences Teachers, Postsecondary	148	-	-	-	-	\$88,260
27-4011	Audio and Video Technicians	933	\$36.44	\$23.57	\$30.06	\$47.65	\$75,790
29-1181	Audiologists	369	\$45.81	\$38.54	\$48.02	\$49.05	\$95,280
49-2097	Audiovisual Equipment Installers and Repairers	443	\$26.64	\$22.90	\$26.31	\$29.97	\$55,420
53-6031	Automotive and Watercraft Service Attendants	3,365	\$17.03	\$14.54	\$17.01	\$17.94	\$35,410
49-3021	Automotive Body and Related Repairers	2,435	\$26.89	\$21.58	\$22.91	\$29.68	\$55,930
49-3022	Automotive Glass Installers and Repairers	663	\$22.53	\$17.98	\$22.04	\$27.71	\$46,860
49-3023	Automotive Service Technicians and Mechanics	10,586	\$25.83	\$18.23	\$23.26	\$29.43	\$53,720
39-6011	Baggage Porters and Bellhops	214	\$16.68	\$14.44	\$15.84	\$18.63	\$34,700
33-3011	Bailiffs	185	\$29.77	\$17.92	\$30.75	\$38.52	\$61,910
51-3011	Bakers	5,625	\$17.75	\$14.66	\$17.59	\$18.18	\$36,930
39-5011	Barbers	703	\$25.60	\$14.23	\$24.08	\$30.63	\$53,250
35-3011	Bartenders	9,811	\$21.21	\$14.77	\$17.16	\$23.82	\$44,120
49-3091	Bicycle Repairers	373	\$18.17	\$16.79	\$17.75	\$19.76	\$37,790
43-3011	Bill and Account Collectors	2,608	\$24.31	\$17.74	\$22.38	\$28.26	\$50,560
43-3021	Billing and Posting Clerks	12,748	\$21.67	\$17.89	\$21.75	\$23.29	\$45,080
19-1021	Biochemists and Biophysicists	333	\$42.55	\$27.27	\$37.82	\$49.16	\$88,500
17-2031	Bioengineers and Biomedical Engineers	739	\$52.60	\$38.15	\$47.91	\$61.24	\$109,420
25-1042	Biological Science Teachers, Postsecondary	819	-	-	-	-	\$90,580
19-1029	Biological Scientists, All Other	1,237	\$44.10	\$30.14	\$39.05	\$48.97	\$91,720
19-4021	Biological Technicians	4,292	\$25.43	\$21.35	\$23.83	\$29.63	\$52,880
47-2011	Boilermakers	195	\$37.21	\$33.03	\$37.13	\$48.09	\$77,390
43-3031	Bookkeeping, Accounting, and Auditing Clerks	33,170	\$24.74	\$20.90	\$23.23	\$28.86	\$51,460
47-2021	Brickmasons and Blockmasons	1,018	\$34.79	\$28.01	\$30.63	\$46.46	\$72,370
53-6011	Bridge and Lock Tenders	60	\$32.39	\$29.37	\$30.71	\$38.63	\$67,370
27-3011	Broadcast Announcers and Radio Disc Jockeys	297	\$26.28	\$14.69	\$18.31	\$29.29	\$54,650
27-4012	Broadcast Technicians	392	\$28.98	\$16.48	\$23.32	\$36.68	\$60,280
43-4011	Brokerage Clerks	440	\$31.69	\$29.28	\$33.36	\$33.36	\$65,910
13-2031	Budget Analysts	775	\$41.69	\$36.31	\$39.28	\$49.17	\$86,720
49-3031	Bus and Truck Mechanics and Diesel Engine Specialists	6,595	\$30.65	\$23.51	\$29.22	\$36.77	\$63,760
53-3051	Bus Drivers, School	8,351	\$24.12	\$22.26	\$23.40	\$28.86	\$50,160
53-3052	Bus Drivers, Transit and Intercity	8,240	\$29.58	\$24.04	\$29.82	\$37.31	\$61,520
13-1199	Business Operations Specialists, All Other	40,719	\$40.43	\$29.13	\$37.35	\$48.26	\$84,080
25-1011	Business Teachers, Postsecondary	1,402	-	-	-	-	\$108,160
51-3021	Butchers and Meat Cutters	3,658	\$20.59	\$17.71	\$21.30	\$23.06	\$42,830
13-1020	Buyers and Purchasing Agents	15,228	\$37.52	\$28.86	\$36.39	\$46.18	\$78,040
51-7011	Cabinetmakers and Bench Carpenters	2,060	\$20.79	\$17.23	\$19.58	\$23.10	\$43,230
17-3028	Calibration Technologists and Technicians	94	-	-	-	-	-
49-9061	Camera and Photographic Equipment Repairers	33	\$21.41	\$14.39	\$17.85	\$22.61	\$44,540
27-4031	Camera Operators, Television, Video, and Film	470	\$34.40	\$22.71	\$29.13	\$48.46	\$71,550
53-5021	Captains, Mates, and Pilots of Water Vessels	1,253	\$46.63	\$38.39	\$45.86	\$55.48	\$97,000

SOC code	Washington statewide occupational title	Estimated employment	Average wage	Percentiles			Annual wage
				25th	50th	75th	
29-1212	Cardiologists	148	\$173.19	-	-	-	\$360,230
29-2031	Cardiovascular Technologists and Technicians	1,161	\$35.96	\$23.06	\$35.97	\$47.78	\$74,800
25-2023	Career/Technical Education Teachers, Middle School	511	-	-	-	-	\$89,820
25-1194	Career/Technical Education Teachers, Postsecondary	3,739	\$34.87	\$27.77	\$30.65	\$37.98	\$72,530
25-2032	Career/Technical Education Teachers, Secondary School	2,868	-	-	-	-	\$86,790
43-5011	Cargo and Freight Agents	1,718	\$25.26	\$18.36	\$22.79	\$28.60	\$52,530
47-2031	Carpenters	26,204	\$31.86	\$23.14	\$29.18	\$37.50	\$66,260
47-2041	Carpet Installers	569	\$24.66	\$17.46	\$22.61	\$29.41	\$51,290
17-1021	Cartographers and Photogrammetrists	557	\$40.78	\$33.69	\$38.23	\$47.77	\$84,820
41-2011	Cashiers	59,047	\$16.30	\$14.25	\$14.66	\$17.57	\$33,910
47-2051	Cement Masons and Concrete Finishers	5,302	\$30.38	\$22.90	\$29.15	\$35.70	\$63,180
35-1011	Chefs and Head Cooks	2,833	\$30.43	\$23.10	\$29.19	\$36.07	\$63,280
17-2041	Chemical Engineers	463	\$56.52	\$43.30	\$50.36	\$73.03	\$117,560
51-9011	Chemical Equipment Operators and Tenders	1,033	\$29.03	\$18.37	\$28.47	\$36.57	\$60,370
51-8091	Chemical Plant and System Operators	171	\$35.19	\$25.09	\$36.26	\$43.70	\$73,190
19-4031	Chemical Technicians	1,246	\$26.72	\$21.80	\$26.17	\$29.34	\$55,580
25-1052	Chemistry Teachers, Postsecondary	519	-	-	-	-	\$97,410
19-2031	Chemists	1,568	\$44.60	\$29.86	\$40.57	\$56.98	\$92,770
11-1011	Chief Executives	2,992	\$134.42	\$82.20	-	-	\$279,590
21-1021	Child, Family, and School Social Workers	9,026	\$28.96	\$22.86	\$28.82	\$34.61	\$60,230
39-9011	Childcare Workers	5,559	\$16.35	\$14.17	\$15.94	\$17.77	\$34,020
29-1011	Chiropractors	960	\$44.77	\$23.76	\$45.77	\$60.46	\$93,120
27-2032	Choreographers	88	\$28.30	\$23.59	\$30.06	\$30.06	\$58,870
17-3022	Civil Engineering Technologists and Technicians	1,530	\$33.86	\$29.02	\$34.97	\$37.67	\$70,430
17-2051	Civil Engineers	11,609	\$46.80	\$37.69	\$45.95	\$53.30	\$97,340
13-1031	Claims Adjusters, Examiners, and Investigators	4,953	\$37.22	\$29.45	\$37.42	\$43.53	\$77,420
53-7061	Cleaners of Vehicles and Equipment	7,188	\$17.24	\$14.56	\$16.97	\$18.18	\$35,860
51-9192	Cleaning, Washing, and Metal Pickling Equipment Operators and Tenders	155	\$18.35	\$17.85	\$18.13	\$18.28	\$38,170
21-2011	Clergy	716	\$34.08	\$28.86	\$35.30	\$37.51	\$70,890
19-3033	Clinical and Counseling Psychologists	971	\$49.61	\$37.55	\$46.70	\$60.72	\$103,190
29-2010	Clinical Laboratory Technologists and Technicians	6,156	\$30.82	\$22.59	\$29.33	\$37.73	\$64,100
27-2022	Coaches and Scouts	8,660	-	-	-	-	\$51,770
51-9124	Coating, Painting, and Spraying Machine Setters, Operators, and Tenders	3,509	\$26.35	\$18.09	\$22.75	\$29.77	\$54,800
51-2021	Coil Winders, Tapers, and Finishers	-	\$19.98	\$18.10	\$18.11	\$20.00	\$41,560
49-9091	Coin, Vending, and Amusement Machine Servicers and Repairers	479	\$23.08	\$18.34	\$22.42	\$26.92	\$48,010
27-1021	Commercial and Industrial Designers	293	\$42.53	\$30.50	\$38.92	\$49.50	\$88,460
49-9092	Commercial Divers	181	\$58.68	\$48.66	\$64.65	\$64.67	\$122,050
53-2012	Commercial Pilots	1,530	-	-	-	-	\$94,340
25-1122	Communications Teachers, Postsecondary	602	-	-	-	-	\$76,100
21-1099	Community and Social Service Specialists, All Other	2,510	\$28.93	\$20.26	\$27.45	\$37.34	\$60,180
21-1094	Community Health Workers	2,864	\$23.14	\$17.97	\$21.75	\$28.78	\$48,130
11-3111	Compensation and Benefits Managers	259	\$74.73	\$59.74	\$72.74	\$91.37	\$155,440
13-1141	Compensation, Benefits, and Job Analysis Specialists	2,039	\$42.31	\$30.30	\$38.22	\$48.92	\$88,000
13-1041	Compliance Officers	8,521	\$38.75	\$29.49	\$37.13	\$47.61	\$80,600
15-1221	Computer and Information Research Scientists	2,357	\$65.75	\$49.56	\$73.53	\$73.53	\$136,770

SOC code	Washington statewide occupational title	Estimated employment	Average wage	Percentiles			Annual wage
				25th	50th	75th	
11-3021	Computer and Information Systems Managers	13,722	\$85.64	\$63.64	\$79.09	\$99.97	\$178,130
17-2061	Computer Hardware Engineers	1,828	\$80.28	\$62.15	\$73.30	\$92.44	\$166,980
15-1241	Computer Network Architects	3,446	\$62.17	\$48.54	\$61.62	\$77.75	\$129,320
15-1231	Computer Network Support Specialists	3,274	\$42.83	\$30.24	\$38.26	\$49.08	\$89,090
51-9161	Computer Numerically Controlled Tool Operators	1,414	\$29.86	\$20.55	\$27.01	\$38.61	\$62,100
51-9162	Computer Numerically Controlled Tool Programmers	779	\$41.31	\$30.59	\$37.69	\$49.75	\$85,930
15-1299	Computer Occupations, All Other	13,133	\$46.75	\$29.18	\$47.14	\$61.76	\$97,250
15-1251	Computer Programmers	3,851	\$88.27	\$56.10	\$80.73	-	\$183,610
25-1021	Computer Science Teachers, Postsecondary	686	-	-	-	-	\$97,750
15-1211	Computer Systems Analysts	14,319	\$53.87	\$44.33	\$49.49	\$62.29	\$112,050
15-1232	Computer User Support Specialists	17,843	\$30.77	\$23.21	\$29.37	\$36.98	\$64,010
49-2011	Computer, Automated Teller, and Office Machine Repairers	1,542	\$23.11	\$18.34	\$22.28	\$27.83	\$48,070
39-6012	Concierges	829	\$19.22	\$17.98	\$18.24	\$19.91	\$39,970
19-1031	Conservation Scientists	983	\$36.08	\$29.43	\$34.69	\$39.58	\$75,040
47-4011	Construction and Building Inspectors	2,583	\$38.35	\$30.11	\$38.17	\$47.35	\$79,770
47-2061	Construction Laborers	28,664	\$26.22	\$19.40	\$22.93	\$30.15	\$54,550
11-9021	Construction Managers	10,495	\$54.22	\$41.07	\$49.38	\$62.86	\$112,770
49-9012	Control and Valve Installers and Repairers, Except Mechanical Door	542	\$40.74	\$31.92	\$38.55	\$47.78	\$84,750
53-7011	Conveyor Operators and Tenders	353	\$19.00	\$18.65	\$18.66	\$18.68	\$39,510
35-2019	Cooks, All Other	88	\$23.06	\$14.98	\$27.21	\$28.82	\$47,960
35-2011	Cooks, Fast Food	9,749	\$16.08	\$14.72	\$15.03	\$17.95	\$33,450
35-2012	Cooks, Institution and Cafeteria	10,892	\$19.88	\$17.92	\$18.61	\$23.06	\$41,350
35-2014	Cooks, Restaurant	24,862	\$18.99	\$17.23	\$18.04	\$21.50	\$39,500
35-2015	Cooks, Short Order	1,596	\$17.44	\$14.90	\$16.99	\$18.41	\$36,280
51-9193	Cooling and Freezing Equipment Operators and Tenders	82	\$22.94	\$18.30	\$23.24	\$28.71	\$47,720
33-3012	Correctional Officers and Jailers	6,863	\$30.27	\$26.37	\$30.20	\$31.36	\$62,960
13-1051	Cost Estimators	5,963	\$38.67	\$28.92	\$37.02	\$47.44	\$80,440
39-3092	Costume Attendants	30	\$23.71	\$19.83	\$23.00	\$29.36	\$49,310
21-1019	Counselors, All Other	162	\$28.22	\$18.73	\$28.86	\$36.65	\$58,710
41-2021	Counter and Rental Clerks	16,058	\$19.49	\$16.66	\$17.98	\$22.50	\$40,530
43-5021	Couriers and Messengers	935	\$18.16	\$15.81	\$17.68	\$19.59	\$37,770
43-4031	Court, Municipal, and License Clerks	2,879	\$26.74	\$22.90	\$28.69	\$29.32	\$55,620
53-7021	Crane and Tower Operators	742	\$40.36	\$33.13	\$39.13	\$47.43	\$83,950
13-2041	Credit Analysts	1,649	\$41.42	\$29.36	\$36.98	\$48.92	\$86,160
43-4041	Credit Authorizers, Checkers, and Clerks	195	\$23.88	\$19.92	\$22.67	\$26.69	\$49,670
13-2071	Credit Counselors	307	\$25.24	\$22.25	\$24.99	\$28.86	\$52,490
39-4012	Crematory Operators	90	\$23.60	\$18.89	\$23.95	\$28.26	\$49,090
25-1111	Criminal Justice and Law Enforcement Teachers, Postsecondary	199	-	-	-	-	\$75,470
33-9091	Crossing Guards and Flaggers	3,448	-	-	-	-	-
51-9021	Crushing, Grinding, and Polishing Mach. Setters, Operators, and Tenders	424	\$22.48	\$18.13	\$20.75	\$25.54	\$46,750
25-4012	Curators	238	\$31.10	\$23.23	\$29.34	\$37.17	\$64,690
43-4051	Customer Service Representatives	53,023	\$21.12	\$17.56	\$18.40	\$23.00	\$43,930
51-4031	Cut/Punch/Press Mach Setters/Oprs/Tenders, Metal/Plastic	2,075	\$22.78	\$18.10	\$22.22	\$26.01	\$47,390
51-9031	Cutters and Trimmers, Hand	43	\$17.93	\$14.73	\$18.33	\$18.33	\$37,290
51-9032	Cutting and Slicing Machine Setters, Operators, and Tenders	1,171	\$20.89	\$18.13	\$20.66	\$22.93	\$43,450

SOC code	Washington statewide occupational title	Estimated employment	Average wage	Percentiles			Annual wage
				25th	50th	75th	
43-9021	Data Entry Keyers	1,780	\$19.58	\$15.40	\$18.03	\$22.62	\$40,720
15-2051	Data Scientists	2,463	\$64.38	\$48.73	\$62.29	\$78.33	\$133,900
15-1242	Database Administrators	2,313	\$52.64	\$38.55	\$49.33	\$62.73	\$109,490
15-1243	Database Architects	1,858	\$72.32	\$63.01	\$79.25	\$80.04	\$150,430
41-9011	Demonstrators and Product Promoters	1,867	\$17.76	\$14.54	\$17.06	\$19.28	\$36,940
31-9091	Dental Assistants	10,496	\$22.29	\$18.07	\$22.42	\$23.31	\$46,350
29-1292	Dental Hygienists	6,842	\$51.06	\$47.44	\$48.05	\$59.82	\$106,200
51-9081	Dental Laboratory Technicians	795	\$24.83	\$18.44	\$23.17	\$28.83	\$51,650
29-1029	Dentists, All Other Specialists	91	\$81.32	\$29.64	\$86.55	-	\$169,140
29-1021	Dentists, General	2,407	\$87.52	\$48.86	\$80.30	-	\$182,050
29-1213	Dermatologists	222	-	-	-	-	-
27-1029	Designers, All Other	517	\$39.91	\$29.68	\$38.61	\$47.59	\$83,020
43-9031	Desktop Publishers	21	\$31.03	\$29.25	\$31.60	\$32.79	\$64,540
33-3021	Detectives and Criminal Investigators	1,585	\$52.19	\$44.70	\$48.97	\$61.11	\$108,550
29-2032	Diagnostic Medical Sonographers	1,496	\$46.15	\$38.37	\$47.34	\$48.88	\$95,990
29-2051	Dietetic Technicians	129	\$22.11	\$17.98	\$21.96	\$22.64	\$45,990
29-1031	Dietitians and Nutritionists	1,880	\$32.89	\$28.97	\$33.78	\$37.13	\$68,410
35-9011	Dining Room and Cafeteria Attendants and Bartender Helpers	4,388	\$16.76	\$14.49	\$14.99	\$16.93	\$34,870
21-2021	Directors, Religious Activities and Education	174	\$33.61	\$23.47	\$29.19	\$46.49	\$69,910
35-9021	Dishwashers	9,243	\$16.97	\$14.66	\$15.26	\$18.44	\$35,300
43-5032	Dispatchers, Except Police, Fire, and Ambulance	4,241	\$26.11	\$18.42	\$23.75	\$29.75	\$54,300
41-9091	Door-to-Door Sales Wrkrs., News and Street Vendors, and Related Wrkrs.	130	\$16.82	\$14.36	\$15.93	\$17.98	\$34,980
17-3019	Drafters, All Other	505	\$35.21	\$23.01	\$29.44	\$47.35	\$73,240
51-4032	Drilling & Boring Mach. Tool Setters, Operators &Tenders, Metal & Plastic	-	\$23.79	\$18.55	\$19.52	\$23.01	\$49,480
53-3031	Driver/Sales Workers	9,504	\$17.62	\$14.27	\$14.59	\$21.03	\$36,650
47-2081	Drywall and Ceiling Tile Installers	4,042	\$32.46	\$23.70	\$33.22	\$38.12	\$67,510
47-5023	Earth Drillers, Except Oil and Gas	280	\$23.52	\$20.51	\$22.59	\$26.12	\$48,920
25-1063	Economics Teachers, Postsecondary	263	-	-	-	-	\$116,500
19-3011	Economists	419	\$51.19	\$39.77	\$49.62	\$58.23	\$106,460
27-3041	Editors	1,870	\$38.19	\$26.54	\$34.58	\$48.41	\$79,430
11-9039	Education Administrators, All Other	927	\$41.25	\$23.41	\$36.98	\$53.38	\$85,800
11-9032	Education Administrators, Kindergarten through Secondary	5,431	-	-	-	-	\$131,930
11-9033	Education Administrators, Postsecondary	2,355	\$65.66	\$38.63	\$47.98	\$77.09	\$136,570
11-9031	Education and Childcare Administrators, Preschool and Daycare	1,372	\$27.30	\$22.52	\$26.44	\$29.34	\$56,790
25-1081	Education Teachers, Postsecondary	1,784	-	-	-	-	\$72,540
25-9099	Educational Instruction and Library Workers, All Other	1,965	\$27.30	\$21.63	\$27.42	\$31.15	\$56,790
21-1012	Educational, Guidance, and Career Counselors and Advisors	5,642	\$36.14	\$27.84	\$36.43	\$46.58	\$75,160
49-2092	Electric Motor, Power Tool, and Related Repairers	243	\$28.70	\$20.90	\$23.38	\$36.39	\$59,690
17-3023	Electrical and Electronic Engineering Technologists and Technicians	2,297	\$35.95	\$29.30	\$35.78	\$41.99	\$74,780
17-3012	Electrical and Electronics Drafters	197	\$35.56	\$24.86	\$34.46	\$40.50	\$73,970
49-2093	Electrical and Electronics Installers and Repairers, Transportation Equip.	255	\$40.37	\$28.12	\$46.29	\$47.64	\$83,970
49-2094	Electrical and Electronics Repairers, Commercial and Industrial Equipment	1,645	\$37.61	\$30.24	\$36.66	\$42.60	\$78,220
49-2095	Electrical and Electronics Repairers, Powerhouse, Substation, and Relay	311	\$48.94	\$45.46	\$48.69	\$58.60	\$101,790
17-2071	Electrical Engineers	8,012	\$57.16	\$45.95	\$57.88	\$63.08	\$118,890
49-9051	Electrical Power-Line Installers and Repairers	2,392	\$46.19	\$37.78	\$47.51	\$53.23	\$96,080

SOC code	Washington statewide occupational title	Estimated employment	Average wage	Percentiles			Annual wage
				25th	50th	75th	
51-2028	Electrical/Electronic/Electromechanical Assemblers Only	7,869	\$22.44	\$18.06	\$20.73	\$23.55	\$46,680
47-2111	Electricians	18,849	\$38.00	\$28.08	\$36.88	\$47.94	\$79,050
17-3024	Electro-Mechanical and Mechatronics Technologists and Technicians	203	\$35.89	\$29.07	\$36.61	\$48.10	\$74,640
49-2096	Electronic Equipment Installers and Repairers, Motor Vehicles	129	\$25.12	\$19.17	\$22.78	\$28.69	\$52,240
17-2072	Electronics Engineers, Except Computer	2,715	\$58.34	\$47.08	\$58.03	\$70.87	\$121,340
25-2021	Elementary School Teachers, Except Special Education	28,556	-	-	-	-	\$83,010
47-4021	Elevator and Escalator Installers and Repairers	865	\$46.25	\$27.06	\$56.42	\$60.83	\$96,200
43-4061	Eligibility Interviewers, Government Programs	3,817	\$26.08	\$22.80	\$26.07	\$29.43	\$54,240
39-4011	Embalmers	48	\$25.17	\$22.34	\$23.04	\$28.82	\$52,350
11-9161	Emergency Management Directors	126	\$53.87	\$43.42	\$48.78	\$60.76	\$112,050
29-2042	Emergency Medical Technicians	2,724	\$18.03	\$14.19	\$17.37	\$20.84	\$37,500
29-1214	Emergency Medicine Physicians	-	\$155.50	\$94.27	-	-	\$323,440
51-2031	Engine and Other Machine Assemblers	731	\$26.07	\$23.22	\$23.55	\$29.07	\$54,230
25-1032	Engineering Teachers, Postsecondary	589	-	-	-	-	\$131,390
17-3029	Engineering Technologists and Technicians, Except Drafters, All Other	2,416	\$38.60	\$29.33	\$37.53	\$47.35	\$80,290
17-2199	Engineers, All Other	2,943	\$52.37	\$37.54	\$49.09	\$62.79	\$108,920
25-1123	English Language and Literature Teachers, Postsecondary	1,243	-	-	-	-	\$70,210
27-2099	Entertainers and Performers, Sports and Related Workers, All Other	32	\$34.11	\$28.41	\$29.50	\$37.32	-
11-9072	Entertainment and Recreation Managers, Except Gambling	260	\$48.51	\$34.17	\$48.83	\$61.42	\$100,900
39-1014	Entertainment and Recreation Wrkrs. Sprvs., Except Gambling Services	1,054	\$28.27	\$19.05	\$25.52	\$37.73	\$58,810
39-3099	Entertainment Attendants and Related Workers, All Other	83	\$23.34	\$17.78	\$18.89	\$31.30	\$48,550
17-3025	Environmental Engineering Technologists and Technicians	363	\$32.90	\$23.45	\$34.23	\$37.63	\$68,430
17-2081	Environmental Engineers	1,628	\$52.95	\$38.44	\$48.87	\$62.58	\$110,130
19-4042	Environmental Science and Protection Technicians, Including Health	-	\$31.75	\$23.50	\$29.18	\$44.30	\$66,030
25-1053	Environmental Science Teachers, Postsecondary	228	-	-	-	-	\$93,450
19-2041	Environmental Scientists and Specialists, Including Health	3,406	\$41.59	\$30.98	\$38.01	\$48.70	\$86,510
19-1041	Epidemiologists	567	\$63.09	\$39.58	\$50.05	\$73.04	\$131,220
51-9194	Etchers and Engravers	143	\$21.22	\$16.32	\$18.23	\$25.78	\$44,140
47-5022	Excavating and Loading Machine and Dragline Operators, Surface Mining	695	\$32.00	\$22.83	\$28.78	\$35.73	\$66,560
43-6011	Executive Secretaries and Executive Administrative Assistants	8,528	\$33.86	\$29.29	\$35.12	\$37.61	\$70,430
29-1128	Exercise Physiologists	108	\$24.93	\$22.84	\$22.85	\$28.68	\$51,860
39-9031	Exercise Trainers and Group Fitness Instructors	7,589	\$25.39	\$18.12	\$23.12	\$28.98	\$52,800
47-5032	Explosives Workers, Ordnance Handling Experts, and Blasters	80	\$42.43	\$29.77	\$37.95	\$48.39	\$88,250
51-6091	Extruding & Forming Mach. Setters, Oprs. & Tenders, Synthetic & Glass Fibers	100	\$22.24	\$22.42	\$22.91	\$23.21	\$46,250
51-4021	Extruding and Drawing Mach. Setters, Oprs., and Tenders, Metal and Plastic	1,089	\$20.26	\$17.48	\$18.26	\$22.50	\$42,130
51-9041	Extruding, Forming, Pressing, & Compacting Mach. Setters, Oprs. & Tenders	529	\$23.62	\$18.13	\$22.76	\$28.60	\$49,130
51-6092	Fabric and Apparel Patternmakers	17	\$26.46	\$19.66	\$25.82	\$29.93	\$55,030
11-3013	Facilities Managers	1,970	\$56.01	\$44.38	\$54.34	\$63.24	\$116,490
45-4021	Fallers	158	\$42.96	\$25.10	\$36.17	\$45.39	\$89,360
25-1192	Family and Consumer Sciences Teachers, Postsecondary	158	-	-	-	-	\$74,320
29-1215	Family Medicine Physicians	1,102	\$127.98	\$94.01	-	-	\$266,190
25-9021	Farm and Home Management Educators	394	\$28.94	\$23.50	\$26.85	\$35.27	\$60,190
49-3041	Farm Equipment Mechanics and Service Technicians	1,109	\$24.08	\$18.13	\$22.79	\$28.73	\$50,080
11-9013	Farmers, Ranchers, and Other Agricultural Managers	101	\$37.36	\$24.31	\$33.56	\$39.23	\$77,700
45-2092	Farmworkers and Laborers, Crop, Nursery, and Greenhouse	9,574	\$15.92	\$14.10	\$14.43	\$17.58	\$33,120

SOC code	Washington statewide occupational title	Estimated employment	Average wage	Percentiles			Annual wage
				25th	50th	75th	
45-2093	Farmworkers, Farm, Ranch, and Aquacultural Animals	1,096	\$17.91	\$14.22	\$16.68	\$21.31	\$37,250
27-1022	Fashion Designers	405	\$44.42	\$34.80	\$39.65	\$50.56	\$92,400
35-3023	Fast Food and Counter Workers	88,332	\$15.82	\$14.45	\$14.98	\$16.78	\$32,910
47-4031	Fence Erectors	745	\$20.33	\$17.69	\$19.29	\$21.94	\$42,280
51-2051	Fiberglass Laminators and Fabricators	1,365	\$22.89	\$18.45	\$22.66	\$23.88	\$47,610
43-4071	File Clerks	1,460	\$20.11	\$16.33	\$20.37	\$22.90	\$41,820
27-4032	Film and Video Editors	244	\$35.76	\$26.87	\$29.79	\$39.60	\$74,380
13-2051	Financial and Investment Analysts	6,486	\$49.88	\$36.43	\$47.76	\$64.14	\$103,760
43-3099	Financial Clerks, All Other	396	\$22.38	\$18.40	\$22.66	\$23.37	\$46,550
13-2061	Financial Examiners	426	\$47.44	\$36.08	\$47.64	\$53.19	\$98,680
11-3031	Financial Managers	11,468	\$78.71	\$57.71	\$73.13	\$98.61	\$163,720
13-2054	Financial Risk Specialists	514	\$45.71	\$36.92	\$40.23	\$50.31	\$95,080
13-2099	Financial Specialists, All Other	-	\$38.43	\$27.48	\$34.04	\$46.43	\$79,930
27-1013	Fine Artists, Including Painters, Sculptors, and Illustrators	275	\$32.21	\$23.69	\$37.52	\$38.79	\$67,000
33-2021	Fire Inspectors and Investigators	251	\$47.76	\$39.00	\$48.24	\$54.28	\$99,340
33-2011	Firefighters	7,737	\$36.68	\$29.66	\$37.80	\$47.47	\$76,280
47-1011	First-Line Supervisors of Construction Trades and Extraction Workers	18,398	\$45.59	\$36.25	\$46.15	\$55.68	\$94,820
33-1011	First-Line Supervisors of Correctional Officers	1,376	\$39.94	\$35.01	\$37.84	\$43.17	\$83,070
45-1011	First-Line Supervisors of Farming, Fishing, and Forestry Workers	1,162	\$26.53	\$18.22	\$23.44	\$32.48	\$55,170
33-1021	First-Line Supervisors of Firefighting and Prevention Workers	3,094	\$52.68	\$47.64	\$51.25	\$61.77	\$109,560
35-1012	First-Line Supervisors of Food Preparation and Serving Workers	26,903	\$22.87	\$17.79	\$21.90	\$27.90	\$47,560
39-1013	First-Line Supervisors of Gambling Services Workers	798	\$28.07	\$22.91	\$29.35	\$30.92	\$58,380
37-1011	First-Line Supervisors of Housekeeping and Janitorial Workers	2,055	\$24.07	\$18.70	\$22.81	\$28.42	\$50,060
37-1012	First-Line Sprvs. of Landscaping, Lawn Service, & Groundskeeping Workers	1,751	\$28.42	\$23.12	\$27.67	\$30.39	\$59,110
49-1011	First-Line Supervisors of Mechanics, Installers, and Repairers	12,297	\$40.57	\$29.98	\$38.13	\$47.97	\$84,380
41-1012	First-Line Supervisors of Non-Retail Sales Workers	5,694	\$47.58	\$30.77	\$39.00	\$59.44	\$98,960
43-1011	First-Line Supervisors of Office and Administrative Support Workers	29,258	\$35.68	\$28.30	\$34.34	\$38.48	\$74,220
39-1022	First-Line Supervisors of Personal Service Workers	1,336	\$26.55	\$20.51	\$24.09	\$30.68	\$55,220
33-1012	First-Line Supervisors of Police and Detectives	2,368	\$59.11	\$49.98	\$61.38	\$63.27	\$122,960
51-1011	First-Line Supervisors of Production and Operating Workers	14,103	\$34.86	\$26.62	\$33.57	\$39.13	\$72,510
33-1099	First-Line Supervisors of Protective Service Workers, All Other	805	\$34.81	\$28.44	\$31.67	\$39.10	\$72,410
41-1011	First-Line Supervisors of Retail Sales Workers	25,830	\$25.32	\$18.33	\$22.90	\$29.01	\$52,670
33-1091	First-Line Supervisors of Security Workers	1,224	\$29.76	\$22.92	\$29.13	\$37.17	\$61,890
33-3031	Fish and Game Wardens	113	\$37.54	\$31.56	\$41.46	\$42.46	\$78,080
53-2031	Flight Attendants	3,362	-	-	-	-	-
47-2042	Floor Layers, Except Carpet, Wood, and Hard Tiles	757	\$22.88	\$18.29	\$21.56	\$28.03	\$47,580
47-2043	Floor Sanders and Finishers	-	\$30.13	\$22.59	\$28.77	\$36.51	\$62,670
27-1023	Floral Designers	887	\$17.15	\$14.52	\$17.16	\$18.19	\$35,680
51-3091	Food & Tobacco Roasting, Baking, & Drying Machine Operators & Tenders	574	\$19.55	\$16.87	\$17.97	\$22.57	\$40,670
51-3092	Food Batchmakers	4,011	\$19.19	\$16.57	\$17.95	\$22.36	\$39,920
51-3093	Food Cooking Machine Operators and Tenders	369	\$17.16	\$14.29	\$17.58	\$18.79	\$35,690
35-9099	Food Preparation and Serving Related Workers, All Other	-	\$17.06	\$15.29	\$15.29	\$17.34	\$35,490
35-2021	Food Preparation Workers	14,367	\$17.61	\$15.01	\$17.45	\$18.62	\$36,630
51-3099	Food Processing Workers, All Other	302	\$18.29	\$14.51	\$17.86	\$22.04	\$38,050
19-4013	Food Science Technicians	520	\$22.54	\$18.20	\$21.03	\$25.68	\$46,880

SOC code	Washington statewide occupational title	Estimated employment	Average wage	Percentiles			Annual wage
				25th	50th	75th	
19-1012	Food Scientists and Technologists	150	\$31.57	\$26.31	\$30.15	\$36.40	\$65,670
35-3041	Food Servers, Nonrestaurant	6,289	\$16.44	\$14.67	\$16.30	\$17.44	\$34,200
11-9051	Food Service Managers	2,455	\$41.40	\$28.79	\$38.54	\$47.35	\$86,100
25-1124	Foreign Language and Literature Teachers, Postsecondary	371	-	-	-	-	\$77,070
19-4092	Forensic Science Technicians	290	\$35.20	\$29.59	\$36.11	\$39.78	\$73,210
19-4071	Forest and Conservation Technicians	1,070	\$20.39	\$15.15	\$18.57	\$23.80	\$42,420
45-4011	Forest and Conservation Workers	86	\$18.66	\$16.29	\$17.40	\$18.28	\$38,810
19-1032	Foresters	567	\$40.00	\$33.30	\$37.98	\$47.39	\$83,190
51-4022	Forging Machine Setters, Operators, and Tenders, Metal and Plastic	27	\$26.95	\$21.70	\$25.63	\$33.03	\$56,060
51-4071	Foundry Mold and Coremakers	144	\$19.60	\$17.34	\$18.33	\$22.32	\$40,770
13-1131	Fundraisers	2,850	\$32.41	\$23.76	\$29.88	\$37.90	\$67,420
11-2033	Fundraising Managers	658	\$64.70	\$47.51	\$57.73	\$77.49	\$134,570
39-4021	Funeral Attendants	114	\$15.80	\$14.39	\$16.22	\$16.45	\$32,860
11-9171	Funeral Home Managers	25	\$52.52	\$36.98	\$41.16	\$71.95	\$109,250
51-9051	Furnace, Kiln, Oven, Drier, and Kettle Operators and Tenders	551	\$22.76	\$17.97	\$22.58	\$28.86	\$47,350
51-7021	Furniture Finishers	526	\$20.09	\$17.00	\$18.54	\$22.81	\$41,800
39-3012	Gambling and Sports Book Writers and Runners	243	\$15.82	\$14.72	\$14.74	\$17.25	\$32,910
43-3041	Gambling Cage Workers	901	\$16.41	\$14.33	\$15.78	\$17.57	\$34,130
41-2012	Gambling Change Persons and Booth Cashiers	339	\$15.97	\$14.35	\$14.66	\$17.70	\$33,210
39-3011	Gambling Dealers	3,928	\$20.64	\$14.41	\$14.74	\$22.39	\$42,940
11-9071	Gambling Managers	129	\$43.88	\$33.14	\$38.41	\$48.11	\$91,270
39-3019	Gambling Service Workers, All Other	457	\$19.16	\$14.51	\$14.85	\$17.56	\$39,850
33-9031	Gambling Surveillance Officers and Gambling Investigators	462	\$21.32	\$17.39	\$19.28	\$26.31	\$44,350
53-7071	Gas Compressor and Gas Pumping Station Operators	84	\$25.12	\$18.73	\$20.73	\$37.97	\$52,250
51-8092	Gas Plant Operators	233	\$38.97	\$29.81	\$39.03	\$48.82	\$81,050
11-1021	General and Operations Managers	48,024	\$64.76	\$40.08	\$57.43	\$78.74	\$134,690
29-1216	General Internal Medicine Physicians	686	\$126.00	\$78.96	-	-	\$262,070
29-9092	Genetic Counselors	95	\$43.33	\$38.05	\$47.43	\$47.94	\$90,120
25-1064	Geography Teachers, Postsecondary	52	-	-	-	-	\$79,960
19-4043	Geological Technicians, Except Hydrologic Technicians	-	\$24.88	\$23.14	\$23.71	\$25.75	\$51,740
19-2042	Geoscientists, Except Hydrologists and Geographers	694	\$46.78	\$30.21	\$45.22	\$57.30	\$97,310
47-2121	Glaziers	1,789	\$33.06	\$22.66	\$28.85	\$45.54	\$68,770
45-2041	Graders and Sorters, Agricultural Products	3,390	\$14.76	\$14.36	\$14.50	\$14.54	\$30,700
27-1024	Graphic Designers	5,808	\$36.26	\$23.77	\$30.29	\$39.00	\$75,420
51-4033	Grind/Lap/Polish/Buf. Mach. Tool Setters, Oprs, & Tenders, Metal & Plastic	1,502	\$19.67	\$14.92	\$18.10	\$22.59	\$40,920
51-9022	Grinding and Polishing Workers, Hand	143	\$19.50	\$16.90	\$18.33	\$22.67	\$40,560
37-3019	Grounds Maintenance Workers, All Other	238	\$21.71	\$17.90	\$20.13	\$27.83	\$45,160
39-5012	Hairdressers, Hairstylists, and Cosmetologists	6,709	\$20.96	\$17.47	\$21.40	\$22.74	\$43,590
47-4041	Hazardous Materials Removal Workers	1,795	\$29.23	\$21.71	\$27.33	\$36.47	\$60,790
17-2111	Health and Safety Engineers, Except Mining Safety Engineers and Inspectors	318	\$49.73	\$38.21	\$48.35	\$61.11	\$103,450
21-1091	Health Education Specialists	1,413	\$32.49	\$29.13	\$30.13	\$37.42	\$67,570
29-9021	Health Information Technologists and Medical Registrars	1,006	\$27.98	\$21.03	\$23.05	\$34.97	\$58,190
25-1071	Health Specialties Teachers, Postsecondary	2,147	-	-	-	-	\$167,290
29-2099	Health Technologists and Technicians, All Other	3,444	\$28.58	\$21.17	\$23.35	\$36.40	\$59,440
29-1299	Healthcare Diagnosing or Treating Practitioners, All Other	704	\$45.96	\$30.33	\$38.40	\$50.42	\$95,600



SOC code	Washington statewide occupational title	Estimated employment	Average wage	Percentiles			Annual wage
				25th	50th	75th	
29-9099	Healthcare Practitioners and Technical Workers, All Other	765	\$32.86	\$20.44	\$28.79	\$42.17	\$68,340
21-1022	Healthcare Social Workers	4,041	\$34.52	\$28.26	\$37.13	\$38.96	\$71,800
31-9099	Healthcare Support Workers, All Other	3,568	\$22.69	\$18.27	\$22.38	\$24.76	\$47,180
29-2092	Hearing Aid Specialists	271	\$25.85	\$18.36	\$28.61	\$29.13	\$53,770
51-4191	Heat Treating Equipment Setters, Operators, & Tenders, Metal & Plastic	103	\$24.72	\$18.55	\$23.55	\$27.18	\$51,420
49-9021	Heating, Air Conditioning, and Refrigeration Mechanics and Installers	6,320	\$29.96	\$22.66	\$28.85	\$36.20	\$62,310
53-3032	Heavy and Tractor-Trailer Truck Drivers	34,515	\$27.49	\$22.75	\$27.51	\$30.37	\$57,190
47-3019	Helpers, Construction Trades, All Other	118	\$21.79	\$18.34	\$22.03	\$22.61	\$45,320
47-3011	Helpers-Brickmasons, Blockmasons, Stonemasons, & Tile and Marble Setters	296	\$29.19	\$21.19	\$29.31	\$36.94	\$60,700
47-3012	Helpers-Carpenters	569	\$19.10	\$15.24	\$18.21	\$22.89	\$39,730
47-3013	Helpers-Electricians	313	\$21.84	\$18.12	\$19.47	\$24.07	\$45,420
47-5081	Helpers-Extraction Workers	48	\$20.58	\$17.78	\$18.64	\$22.47	\$42,810
49-9098	Helpers-Installation, Maintenance, and Repair Workers	943	\$22.11	\$17.38	\$20.03	\$29.08	\$46,000
47-3014	Helpers-Painters, Paperhangers, Plasterers, and Stucco Masons	-	\$20.01	\$17.68	\$20.11	\$22.38	\$41,620
47-3015	Helpers-Pipelayers, Plumbers, Pipefitters, and Steamfitters	-	\$19.85	\$14.29	\$17.69	\$25.05	\$41,280
51-9198	Helpers-Production Workers	2,115	\$18.29	\$14.70	\$17.85	\$19.19	\$38,050
47-4051	Highway Maintenance Workers	2,443	\$28.64	\$25.37	\$29.00	\$30.06	\$59,580
19-3093	Historians	29	\$38.90	\$29.36	\$37.38	\$47.61	\$80,910
25-1125	History Teachers, Postsecondary	376	-	-	-	-	\$77,770
53-7041	Hoist and Winch Operators	201	\$29.33	\$24.09	\$30.55	\$32.30	\$61,010
49-9031	Home Appliance Repairers	613	\$22.83	\$18.12	\$22.36	\$25.90	\$47,480
31-1120	Home Health and Personal Care Aides	62,892	\$17.36	\$14.64	\$17.45	\$17.81	\$36,120
35-9031	Hosts and Hostesses, Restaurant, Lounge, and Coffee Shop	5,119	\$16.15	\$14.33	\$14.71	\$16.25	\$33,600
43-4081	Hotel, Motel, and Resort Desk Clerks	3,701	\$16.00	\$14.17	\$14.78	\$17.13	\$33,270
43-4161	Human Resources Assistants, Except Payroll and Timekeeping	2,626	\$23.45	\$19.81	\$22.97	\$27.30	\$48,770
11-3121	Human Resources Managers	3,702	\$72.90	\$56.80	\$66.65	\$81.09	\$151,620
13-1071	Human Resources Specialists	20,703	\$40.36	\$29.02	\$37.25	\$48.29	\$83,940
19-2043	Hydrologists	239	\$48.16	\$39.77	\$45.90	\$50.66	\$100,160
17-3026	Industrial Engineering Technologists and Technicians	874	\$33.35	\$23.32	\$29.82	\$38.02	\$69,370
17-2112	Industrial Engineers	6,632	\$54.15	\$38.26	\$48.79	\$62.32	\$112,630
49-9041	Industrial Machinery Mechanics	8,532	\$31.71	\$23.45	\$29.66	\$37.33	\$65,950
11-3051	Industrial Production Managers	-	\$62.11	\$47.51	\$60.76	\$69.89	\$129,180
53-7051	Industrial Truck and Tractor Operators	14,564	\$21.09	\$17.92	\$18.76	\$23.60	\$43,870
43-4199	Information and Record Clerks, All Other	3,837	\$21.60	\$17.91	\$21.39	\$24.14	\$44,920
15-1212	Information Security Analysts	4,005	\$59.40	\$46.52	\$61.24	\$72.96	\$123,550
51-9061	Inspectors, Testers, Sorters, Samplers, and Weighers	11,497	\$28.91	\$20.25	\$27.97	\$37.96	\$60,130
49-9099	Installation, Maintenance, and Repair Workers, All Other	2,866	\$27.46	\$20.65	\$27.57	\$33.03	\$57,130
25-9031	Instructional Coordinators	3,360	\$39.86	\$29.54	\$38.14	\$48.10	\$82,900
47-2131	Insulation Workers, Floor, Ceiling, and Wall	1,233	\$29.23	\$22.60	\$24.60	\$36.15	\$60,800
47-2132	Insulation Workers, Mechanical	457	\$37.34	\$29.15	\$33.29	\$45.10	\$77,660
13-1032	Insurance Appraisers, Auto Damage	268	\$37.19	\$29.57	\$37.13	\$47.35	\$77,340
43-9041	Insurance Claims and Policy Processing Clerks	3,447	\$25.73	\$22.27	\$23.10	\$29.16	\$53,520
41-3021	Insurance Sales Agents	10,435	\$34.11	\$22.75	\$29.01	\$38.21	\$70,950
13-2053	Insurance Underwriters	1,456	\$44.80	\$30.25	\$38.92	\$58.18	\$93,180
27-1025	Interior Designers	1,296	\$32.70	\$24.03	\$30.14	\$38.43	\$68,020

SOC code	Washington statewide occupational title	Estimated employment	Average wage	Percentiles			Annual wage
				25th	50th	75th	
27-3091	Interpreters and Translators	1,167	\$30.85	\$22.96	\$30.24	\$37.52	\$64,160
43-4111	Interviewers, Except Eligibility and Loan	2,813	\$20.79	\$17.88	\$21.75	\$22.58	\$43,240
37-2011	Janitors and Cleaners, Except Maids and Housekeeping Cleaners	42,473	\$18.32	\$14.86	\$17.50	\$19.97	\$38,100
51-9071	Jewelers and Precious Stone and Metal Workers	1,544	\$24.41	\$20.57	\$22.66	\$26.02	\$50,770
23-1023	Judges, Magistrate Judges, and Magistrates	994	\$66.75	\$47.99	\$61.38	\$81.13	\$138,840
23-1012	Judicial Law Clerks	533	\$35.54	\$29.15	\$35.15	\$44.98	\$73,920
25-2012	Kindergarten Teachers, Except Special Education	4,812	-	-	-	-	\$77,860
13-1075	Labor Relations Specialists	2,155	\$43.39	\$30.13	\$40.75	\$49.44	\$90,240
53-7062	Laborers and Freight, Stock, and Material Movers, Hand	55,162	\$18.79	\$14.84	\$18.03	\$21.02	\$39,080
17-1012	Landscape Architects	505	\$36.66	\$29.24	\$37.72	\$38.90	\$76,260
37-3011	Landscaping and Groundskeeping Workers	18,581	\$20.20	\$17.11	\$18.48	\$22.94	\$42,020
51-4034	Lathe & Turning Machine Tool Setters, Operators, & Tenders, Metal & Plastic	78	\$22.83	\$18.55	\$22.42	\$27.00	\$47,490
51-6011	Laundry and Dry-Cleaning Workers	2,426	\$16.24	\$14.32	\$15.89	\$17.86	\$33,790
23-1011	Lawyers	11,619	\$65.49	\$39.55	\$61.38	\$79.41	\$136,210
51-4192	Layout Workers, Metal and Plastic	579	\$30.51	\$25.63	\$29.37	\$35.51	\$63,460
43-6012	Legal Secretaries and Administrative Assistants	3,745	\$26.21	\$21.90	\$23.14	\$29.43	\$54,510
23-2099	Legal Support Workers, All Other	1,014	\$35.36	\$23.39	\$29.79	\$38.65	\$73,550
11-1031	Legislators	1,318	-	-	-	-	\$119,380
25-4022	Librarians and Media Collections Specialists	2,316	\$41.20	\$30.01	\$39.17	\$48.10	\$85,690
43-4121	Library Assistants, Clerical	1,609	\$18.67	\$17.38	\$17.88	\$22.14	\$38,840
25-1082	Library Science Teachers, Postsecondary	29	-	-	-	-	\$70,350
25-4031	Library Technicians	1,333	\$25.90	\$22.65	\$23.51	\$28.99	\$53,870
29-2061	Licensed Practical and Licensed Vocational Nurses	7,114	\$30.41	\$28.24	\$29.40	\$35.08	\$63,250
19-1099	Life Scientists, All Other	250	\$43.54	\$33.57	\$44.77	\$50.28	\$90,550
19-4099	Life, Physical, and Social Science Technicians, All Other	1,221	\$31.24	\$23.77	\$29.89	\$37.45	\$64,990
33-9092	Lifeguards, Ski Patrol, and Other Recreational Protective Service Workers	1,365	\$15.76	\$14.10	\$14.80	\$17.24	\$32,780
53-3033	Light Truck Drivers	23,229	\$21.81	\$17.00	\$20.02	\$23.63	\$45,360
27-4015	Lighting Technicians	29	\$28.17	\$26.56	\$29.34	\$29.58	\$58,590
43-4131	Loan Interviewers and Clerks	4,074	\$24.66	\$20.14	\$23.15	\$29.12	\$51,290
13-2072	Loan Officers	8,416	\$39.62	\$22.85	\$30.06	\$48.40	\$82,400
39-3093	Locker Room, Coatroom, and Dressing Room Attendants	48	\$15.59	\$14.01	\$14.56	\$18.17	\$32,420
49-9094	Locksmiths and Safe Repairers	359	\$25.27	\$22.36	\$23.09	\$27.81	\$52,560
53-4011	Locomotive Engineers	1,317	\$41.71	\$35.02	\$35.24	\$35.24	\$86,750
11-9081	Lodging Managers	1,014	\$33.77	\$22.57	\$28.99	\$38.07	\$70,240
45-4023	Log Graders and Scalers	199	\$23.83	\$21.59	\$23.17	\$27.97	\$49,560
45-4022	Logging Equipment Operators	1,327	\$27.69	\$23.44	\$28.55	\$29.57	\$57,600
45-4029	Logging Workers, All Other	444	\$29.87	\$23.44	\$29.01	\$36.43	\$62,120
13-1081	Logisticians	4,213	\$43.94	\$36.80	\$44.23	\$48.96	\$91,390
53-7063	Machine Feeders and Offbearers	1,229	\$18.29	\$14.98	\$17.81	\$20.07	\$38,050
51-4041	Machinists	6,846	\$28.89	\$23.05	\$28.86	\$34.10	\$60,080
29-2035	Magnetic Resonance Imaging Technologists	704	\$45.75	\$37.74	\$47.13	\$48.56	\$95,160
37-2012	Maids and Housekeeping Cleaners	14,026	\$16.44	\$14.52	\$16.07	\$17.56	\$34,180
43-9051	Mail Clerks and Mail Machine Operators, Except Postal Service	1,373	\$19.73	\$16.95	\$17.68	\$21.37	\$41,040
49-9071	Maintenance and Repair Workers, General	29,964	\$24.56	\$18.00	\$22.90	\$29.08	\$51,090
49-9043	Maintenance Workers, Machinery	522	\$25.86	\$20.05	\$23.95	\$29.48	\$53,780

SOC code	Washington statewide occupational title	Estimated employment	Average wage	Percentiles			Annual wage
				25th	50th	75th	
13-1111	Management Analysts	22,485	\$55.16	\$38.49	\$49.56	\$63.64	\$114,730
11-9199	Managers, All Other	11,364	\$70.29	\$48.42	\$61.99	\$81.14	\$146,200
39-5092	Manicurists and Pedicurists	4,767	\$18.63	\$16.83	\$17.62	\$21.54	\$38,740
49-9095	Manufactured Building and Mobile Home Installers	-	\$20.83	\$18.23	\$18.24	\$23.11	\$43,320
17-2121	Marine Engineers and Naval Architects	521	\$47.81	\$43.45	\$48.35	\$49.91	\$99,440
13-1161	Market Research Analysts and Marketing Specialists	23,476	\$44.81	\$28.63	\$38.30	\$61.21	\$93,210
11-2021	Marketing Managers	6,621	\$78.38	\$55.91	\$73.25	\$99.20	\$163,040
21-1013	Marriage and Family Therapists	399	\$23.66	\$18.84	\$22.66	\$27.08	\$49,220
31-9011	Massage Therapists	2,663	\$31.75	\$23.56	\$31.55	\$37.34	\$66,040
53-7199	Material Moving Workers, All Other	92	\$29.47	\$20.13	\$23.63	\$36.22	\$61,290
17-2131	Materials Engineers	746	\$63.51	\$49.09	\$62.79	\$80.37	\$132,110
19-2032	Materials Scientists	404	\$54.82	\$38.37	\$49.00	\$62.67	\$114,030
15-2099	Mathematical Science Occupations, All Other	-	\$34.25	\$23.51	\$30.03	\$45.49	\$71,250
25-1022	Mathematical Science Teachers, Postsecondary	857	-	-	-	-	\$89,980
51-3022	Meat, Poultry, and Fish Cutters and Trimmers	3,446	\$16.06	\$14.38	\$14.59	\$17.41	\$33,390
49-9011	Mechanical Door Repairers	703	\$23.12	\$16.17	\$22.81	\$28.91	\$48,100
17-3013	Mechanical Drafters	1,348	\$30.70	\$23.21	\$29.14	\$36.68	\$63,860
17-3027	Mechanical Engineering Technologists and Technicians	724	\$33.42	\$26.60	\$30.01	\$37.20	\$69,500
17-2141	Mechanical Engineers	8,228	\$48.66	\$37.57	\$47.61	\$59.13	\$101,200
27-4099	Media and Communication Equipment Workers, All Other	222	\$41.60	\$33.51	\$44.89	\$52.39	\$86,530
27-3099	Media and Communication Workers, All Other	465	\$30.72	\$18.54	\$27.83	\$39.11	\$63,900
11-9111	Medical and Health Services Managers	5,547	\$66.62	\$47.28	\$60.50	\$78.26	\$138,580
51-9082	Medical Appliance Technicians	453	\$20.59	\$17.91	\$18.37	\$22.66	\$42,830
31-9092	Medical Assistants	17,359	\$22.75	\$18.43	\$22.82	\$24.67	\$47,320
29-2036	Medical Dosimetrists	40	\$72.66	\$62.01	\$73.52	\$79.28	\$151,130
31-9093	Medical Equipment Preparers	1,948	\$22.20	\$18.30	\$22.36	\$23.32	\$46,170
49-9062	Medical Equipment Repairers	1,191	\$29.40	\$21.33	\$28.99	\$36.51	\$61,150
29-2072	Medical Records Specialists	3,517	\$26.44	\$20.47	\$23.32	\$29.65	\$54,980
19-1042	Medical Scientists, Except Epidemiologists	4,949	\$51.44	\$31.28	\$47.91	\$62.64	\$107,000
43-6013	Medical Secretaries and Administrative Assistants	7,825	\$22.68	\$18.34	\$22.68	\$23.37	\$47,170
31-9094	Medical Transcriptionists	745	\$20.86	\$17.56	\$21.62	\$22.97	\$43,380
13-1121	Meeting, Convention, and Event Planners	2,760	\$34.04	\$22.92	\$29.09	\$38.38	\$70,810
21-1023	Mental Health and Substance Abuse Social Workers	2,483	\$28.61	\$19.74	\$29.43	\$36.66	\$59,500
27-1026	Merchandise Displayers and Window Trimmers	3,318	\$20.47	\$17.20	\$18.28	\$22.91	\$42,570
51-4199	Metal Workers and Plastic Workers, All Other	650	\$21.65	\$14.56	\$17.92	\$24.75	\$45,020
51-4051	Metal-Refining Furnace Operators and Tenders	270	\$27.16	\$25.98	\$29.23	\$29.23	\$56,500
43-5041	Meter Readers, Utilities	486	\$28.45	\$23.03	\$29.06	\$29.91	\$59,170
19-1022	Microbiologists	490	\$35.06	\$24.21	\$32.47	\$44.23	\$72,930
25-2022	Middle School Teachers, Exc. Special & Career/Technical Education	10,234	-	-	-	-	\$83,460
51-4035	Milling & Planing Machine Setters, Operators, & Tenders, Metal & Plastic	115	-	-	-	-	-
49-9044	Millwrights	1,015	\$32.64	\$28.28	\$29.69	\$37.24	\$67,900
17-2151	Mining and Geological Engineers, Including Mining Safety Engineers	-	\$45.34	\$34.04	\$43.46	\$54.63	\$94,300
51-2090	Miscellaneous Assemblers and Fabricators	17,007	\$19.64	\$16.84	\$18.18	\$22.38	\$40,860
47-4090	Miscellaneous Construction and Related Workers	204	\$26.63	\$20.71	\$28.17	\$29.00	\$55,390
51-9023	Mixing and Blending Machine Setters, Operators, and Tenders	2,504	\$23.06	\$18.15	\$22.38	\$26.64	\$47,970

SOC code	Washington statewide occupational title	Estimated employment	Average wage	Percentiles			Annual wage
				25th	50th	75th	
49-3042	Mobile Heavy Equipment Mechanics, Except Engines	4,256	\$31.91	\$26.42	\$30.11	\$36.83	\$66,380
51-7031	Model Makers, Wood	17	\$37.19	\$35.09	\$38.67	\$40.16	\$77,360
51-9195	Molders, Shapers, and Casters, Except Metal and Plastic	1,061	\$21.33	\$18.33	\$20.13	\$23.22	\$44,360
51-4072	Molding/Coremaking/ Casting Mach. Setters/Oprs. & Tenders/Metal & Plastic	2,172	\$20.15	\$17.46	\$18.10	\$22.55	\$41,920
39-4031	Morticians, Undertakers, and Funeral Arrangers	469	\$30.33	\$22.99	\$29.19	\$36.51	\$63,080
39-3021	Motion Picture Projectionists	67	\$18.02	\$16.44	\$18.00	\$18.66	\$37,490
53-3099	Motor Vehicle Operators, All Other	1,585	\$17.58	\$14.59	\$14.84	\$18.30	\$36,570
49-3051	Motorboat Mechanics and Service Technicians	795	\$25.75	\$22.20	\$24.75	\$29.74	\$53,550
53-5022	Motorboat Operators	126	\$27.69	\$21.60	\$24.66	\$35.05	\$57,590
49-3052	Motorcycle Mechanics	394	\$21.26	\$17.81	\$21.62	\$23.10	\$44,210
51-4081	Multiple Machine Tool Setters, Operators, and Tenders, Metal and Plastic	947	\$24.22	\$18.15	\$22.95	\$28.83	\$50,370
25-4013	Museum Technicians and Conservators	147	\$25.02	\$17.58	\$22.96	\$29.73	\$52,030
27-2041	Music Directors and Composers	118	\$36.20	\$23.59	\$30.04	\$45.73	\$75,290
49-9063	Musical Instrument Repairers and Tuners	54	\$19.34	\$14.57	\$17.96	\$22.78	\$40,230
27-2042	Musicians and Singers	440	\$42.09	\$27.90	\$38.96	\$47.35	-
11-9121	Natural Sciences Managers	2,049	\$83.00	\$60.54	\$75.94	-	\$172,640
15-1244	Network and Computer Systems Administrators	7,902	\$46.39	\$37.46	\$47.04	\$51.81	\$96,490
29-1217	Neurologists	128	\$149.51	\$94.31	-	-	\$310,980
43-4141	New Accounts Clerks	452	\$20.97	\$18.05	\$20.96	\$22.64	\$43,610
27-3023	News Analysts, Reporters, and Journalists	768	\$28.08	\$16.85	\$22.55	\$36.65	\$58,400
17-2161	Nuclear Engineers	-	\$52.60	\$43.53	\$50.33	\$58.00	\$109,410
29-2033	Nuclear Medicine Technologists	262	\$49.75	\$45.85	\$47.96	\$57.77	\$103,480
51-8011	Nuclear Power Reactor Operators	34	\$52.04	\$50.13	\$50.13	\$63.63	\$108,230
29-1151	Nurse Anesthetists	224	\$117.66	\$94.04	-	-	\$244,730
29-1161	Nurse Midwives	133	\$53.74	\$46.52	\$57.77	\$61.63	\$111,780
29-1171	Nurse Practitioners	3,734	\$62.90	\$58.04	\$62.01	\$73.52	\$130,840
31-1131	Nursing Assistants	26,049	\$18.40	\$16.85	\$17.86	\$20.71	\$38,270
25-1072	Nursing Instructors and Teachers, Postsecondary	1,392	-	-	-	-	\$80,080
29-1218	Obstetricians and Gynecologists	251	\$142.00	\$94.13	-	-	\$295,360
19-5011	Occupational Health and Safety Specialists	2,822	\$45.08	\$37.24	\$41.56	\$50.73	\$93,770
19-5012	Occupational Health and Safety Technicians	461	\$37.27	\$28.41	\$37.64	\$45.08	\$77,520
29-1122	Occupational Therapists	2,800	\$44.54	\$37.64	\$46.69	\$48.86	\$92,650
31-2012	Occupational Therapy Aides	57	\$17.38	\$16.54	\$16.58	\$18.27	\$36,150
31-2011	Occupational Therapy Assistants	622	\$31.27	\$27.91	\$29.95	\$36.82	\$65,050
43-9199	Office and Administrative Support Workers, All Other	4,392	\$21.79	\$18.03	\$21.42	\$23.29	\$45,310
43-9061	Office Clerks, General	54,624	\$21.64	\$17.61	\$21.14	\$23.35	\$45,000
43-9071	Office Machine Operators, Except Computer	1,513	\$19.66	\$16.06	\$18.42	\$21.71	\$40,890
47-2073	Operating Engineers and Other Construction Equipment Operators	9,253	\$35.87	\$28.74	\$35.88	\$46.06	\$74,600
15-2031	Operations Research Analysts	1,830	\$47.33	\$37.37	\$41.59	\$49.21	\$98,440
51-9083	Ophthalmic Laboratory Technicians	-	\$22.23	\$21.26	\$22.96	\$22.96	\$46,240
29-2057	Ophthalmic Medical Technicians	1,284	\$22.11	\$17.83	\$22.21	\$22.97	\$45,990
29-1241	Ophthalmologists, Except Pediatric	-	\$161.04	-	-	-	\$334,970
29-2081	Opticians, Dispensing	1,905	\$23.04	\$17.94	\$22.47	\$28.14	\$47,910
29-1041	Optometrists	727	\$60.18	\$38.27	\$58.45	\$73.52	\$125,180
29-1022	Oral and Maxillofacial Surgeons	55	-	-	-	-	-

SOC code	Washington statewide occupational title	Estimated employment	Average wage	Percentiles			Annual wage
				25th	50th	75th	
31-1132	Orderlies	497	\$18.75	\$17.27	\$17.87	\$21.20	\$38,990
29-1023	Orthodontists	57	-	-	-	-	-
29-1242	Orthopedic Surgeons, Except Pediatric	176	-	-	-	-	-
29-2091	Orthotists and Prosthetists	339	\$67.03	\$37.95	\$86.13	\$86.13	\$139,430
49-3053	Outdoor Power Equipment and Other Small Engine Mechanics	803	\$24.44	\$19.42	\$23.27	\$28.59	\$50,840
51-9111	Packaging and Filling Machine Operators and Tenders	7,196	\$18.01	\$14.50	\$17.64	\$20.10	\$37,460
53-7064	Packers and Packagers, Hand	14,584	\$16.37	\$14.42	\$14.67	\$17.54	\$34,040
47-2141	Painters, Construction and Maintenance	8,632	\$25.80	\$22.16	\$23.33	\$29.26	\$53,670
51-9123	Painting, Coating, and Decorating Workers	155	\$21.00	\$16.23	\$18.55	\$22.38	\$43,680
51-9196	Paper Goods Machine Setters, Operators, and Tenders	1,627	\$26.66	\$18.55	\$27.53	\$29.93	\$55,460
23-2011	Paralegals and Legal Assistants	6,433	\$34.57	\$23.69	\$30.85	\$43.95	\$71,900
29-2043	Paramedics	2,282	\$39.81	\$29.14	\$45.02	\$47.31	\$82,810
53-6021	Parking Attendants	2,102	\$16.43	\$14.49	\$16.32	\$17.71	\$34,170
33-3041	Parking Enforcement Workers	190	\$30.58	\$24.37	\$30.46	\$37.29	\$63,600
41-2022	Parts Salespersons	5,653	\$20.51	\$16.84	\$18.23	\$22.88	\$42,660
53-6061	Passenger Attendants	253	\$18.11	\$14.91	\$18.37	\$18.37	\$37,670
51-4062	Patternmakers, Metal and Plastic	16	\$29.42	\$23.31	\$29.58	\$32.08	\$61,190
47-2071	Paving, Surfacing, and Tamping Equipment Operators	155	\$29.97	\$26.31	\$29.76	\$36.51	\$62,340
43-3051	Payroll and Timekeeping Clerks	4,280	\$27.49	\$22.92	\$28.73	\$29.93	\$57,170
29-1243	Pediatric Surgeons	16	\$157.21	\$94.21	-	-	\$326,990
29-1221	Pediatricians, General	335	\$110.84	\$77.82	-	-	\$230,540
39-9099	Personal Care and Service Workers, All Other	14,152	\$14.41	\$14.14	\$14.24	\$14.38	\$29,970
13-2052	Personal Financial Advisors	5,016	\$69.66	\$36.76	\$56.42	-	\$144,890
11-9179	Personal Service Managers, All Other	42	\$32.46	\$22.71	\$29.13	\$42.88	\$67,510
37-2021	Pest Control Workers	1,355	\$25.59	\$18.77	\$22.98	\$29.02	\$53,240
37-3012	Pesticide Handlers, Sprayers, and Applicators, Vegetation	630	\$23.50	\$18.70	\$22.52	\$23.72	\$48,870
17-2171	Petroleum Engineers	67	\$57.01	\$47.35	\$58.29	\$63.77	\$118,590
51-8093	Petroleum Pump System Operators, Refinery Operators, and Gaugers	548	\$45.40	\$42.48	\$46.99	\$48.10	\$94,440
29-1051	Pharmacists	7,298	\$64.56	\$61.06	\$63.02	\$73.91	\$134,290
31-9095	Pharmacy Aides	1,810	\$17.56	\$14.78	\$17.35	\$18.10	\$36,520
29-2052	Pharmacy Technicians	7,679	\$22.52	\$18.59	\$22.45	\$23.63	\$46,830
25-1126	Philosophy and Religion Teachers, Postsecondary	356	-	-	-	-	\$75,900
31-9097	Phlebotomists	2,479	\$21.05	\$17.99	\$20.60	\$22.97	\$43,770
27-4021	Photographers	897	\$28.45	\$18.39	\$24.04	\$37.65	\$59,180
51-9151	Photographic Process Workers and Processing Machine Operators	103	\$20.99	\$15.95	\$17.92	\$27.68	\$43,660
19-2099	Physical Scientists, All Other	331	\$59.51	\$48.43	\$57.58	\$66.90	\$123,790
31-2022	Physical Therapist Aides	781	\$16.53	\$14.44	\$15.15	\$17.57	\$34,390
31-2021	Physical Therapist Assistants	1,457	\$28.69	\$23.62	\$29.39	\$34.04	\$59,680
29-1123	Physical Therapists	4,750	\$46.84	\$38.21	\$47.76	\$49.39	\$97,420
29-1071	Physician Assistants	2,485	\$65.45	\$58.40	\$62.68	\$76.21	\$136,130
29-1229	Physicians, All Other	4,678	\$125.79	\$79.26	-	-	\$261,650
29-1222	Physicians, Pathologists	368	\$145.24	-	-	-	\$302,100
19-2012	Physicists	575	\$59.05	\$41.15	\$53.35	\$73.29	\$122,810
25-1054	Physics Teachers, Postsecondary	272	-	-	-	-	\$92,670
47-2072	Pile Driver Operators	210	\$40.87	\$36.79	\$44.74	\$47.96	\$85,010

SOC code	Washington statewide occupational title	Estimated employment	Average wage	Percentiles			Annual wage
				25th	50th	75th	
47-2151	Pipelayers	1,130	\$31.26	\$27.16	\$30.03	\$37.83	\$65,010
51-8099	Plant and System Operators, All Other	284	\$34.72	\$30.57	\$34.37	\$37.75	\$72,220
47-2161	Plasterers and Stucco Masons	260	\$25.72	\$22.89	\$23.10	\$25.58	\$53,510
51-4193	Plating Machine Setters, Operators, and Tenders, Metal and Plastic	382	\$21.80	\$17.68	\$21.29	\$23.65	\$45,340
47-2152	Plumbers, Pipefitters, and Steamfitters	11,264	\$38.17	\$26.38	\$35.51	\$48.10	\$79,390
29-1081	Podiatrists	129	\$90.74	\$68.53	\$87.39	-	\$188,750
33-3051	Police and Sheriff's Patrol Officers	8,665	\$44.42	\$38.14	\$47.15	\$49.73	\$92,390
25-1065	Political Science Teachers, Postsecondary	238	-	-	-	-	\$81,140
19-3094	Political Scientists	223	\$53.00	\$36.47	\$57.58	\$64.61	\$110,240
43-5051	Postal Service Clerks	1,576	\$25.44	\$22.15	\$25.12	\$30.87	\$52,920
43-5052	Postal Service Mail Carriers	6,743	\$26.01	\$19.88	\$25.21	\$32.32	\$54,090
43-5053	Postal Service Mail Sorters, Processors, & Processing Machine Operators	1,916	\$25.57	\$21.29	\$25.60	\$30.87	\$53,190
11-9131	Postmasters and Mail Superintendents	259	\$38.82	\$35.06	\$37.54	\$42.92	\$80,750
25-1199	Postsecondary Teachers, All Other	505	-	-	-	-	\$75,670
51-4052	Pourers and Casters, Metal	75	\$19.41	\$17.30	\$18.23	\$22.33	\$40,360
51-8012	Power Distributors and Dispatchers	394	\$58.83	\$49.64	\$58.42	\$64.26	\$122,360
51-8013	Power Plant Operators	481	\$55.48	\$48.42	\$50.05	\$61.61	\$115,390
49-9069	Precision Instrument and Equipment Repairers, All Other	192	\$31.72	\$23.14	\$29.37	\$36.66	\$65,970
51-5111	Prepress Technicians and Workers	298	\$21.80	\$18.10	\$20.55	\$24.90	\$45,350
25-2011	Preschool Teachers, Except Special Education	10,309	\$17.81	\$14.45	\$17.50	\$18.04	\$37,040
51-6021	Pressers, Textile, Garment, and Related Materials	440	\$15.89	\$14.27	\$14.66	\$17.69	\$33,050
51-5113	Print Binding and Finishing Workers	629	\$20.87	\$17.95	\$18.33	\$23.37	\$43,400
51-5112	Printing Press Operators	2,491	\$22.79	\$18.17	\$22.28	\$27.06	\$47,410
33-9021	Private Detectives and Investigators	533	\$33.65	\$20.36	\$31.11	\$47.35	\$69,990
21-1092	Probation Officers and Correctional Treatment Specialists	2,042	\$33.89	\$29.46	\$32.49	\$37.16	\$70,480
43-3061	Procurement Clerks	2,420	\$22.22	\$18.40	\$22.38	\$24.14	\$46,220
27-2012	Producers and Directors	1,990	\$37.65	\$23.90	\$34.91	\$46.27	\$78,300
51-9199	Production Workers, All Other	1,394	\$19.44	\$16.28	\$17.65	\$19.07	\$40,440
43-5061	Production, Planning, and Expediting Clerks	9,181	\$26.87	\$18.46	\$23.60	\$30.09	\$55,890
13-1082	Project Management Specialists	17,067	\$58.08	\$39.19	\$59.03	\$74.47	\$120,800
43-9081	Proofreaders and Copy Markers	141	\$20.89	\$17.82	\$18.43	\$23.23	\$43,450
13-2020	Property Appraisers and Assessors	948	\$41.54	\$29.74	\$37.82	\$48.44	\$86,410
11-9141	Property, Real Estate, and Community Association Managers	2,416	\$49.31	\$34.65	\$45.03	\$59.98	\$102,570
33-9099	Protective Service Workers, All Other	3,793	\$22.07	\$16.47	\$19.24	\$24.27	\$45,900
31-1133	Psychiatric Aides	343	\$21.68	\$18.15	\$23.19	\$23.19	\$45,100
29-2053	Psychiatric Technicians	800	\$22.83	\$22.19	\$22.82	\$23.01	\$47,490
29-1223	Psychiatrists	348	\$142.02	-	-	-	\$295,400
19-3039	Psychologists, All Other	396	\$50.79	\$46.25	\$53.38	\$59.85	\$105,640
25-1066	Psychology Teachers, Postsecondary	1,529	-	-	-	-	\$74,460
11-2032	Public Relations Managers	1,290	\$70.25	\$48.76	\$62.01	\$80.73	\$146,120
27-3031	Public Relations Specialists	5,236	\$41.01	\$29.68	\$37.52	\$48.08	\$85,300
43-5031	Public Safety Telecommunicators	1,316	\$30.69	\$28.30	\$30.14	\$37.22	\$63,840
53-7072	Pump Operators, Except Wellhead Pumps	127	\$29.69	\$22.55	\$24.47	\$37.93	\$61,750
11-3061	Purchasing Managers	1,877	\$70.92	\$59.87	\$63.28	\$78.66	\$147,510
29-1124	Radiation Therapists	256	\$54.10	\$46.70	\$48.61	\$60.25	\$112,520

SOC code	Washington statewide occupational title	Estimated employment	Average wage	Percentiles			Annual wage
				25th	50th	75th	
49-2021	Radio, Cellular, and Tower Equipment Installers and Repairers	443	\$36.66	\$29.42	\$38.24	\$43.39	\$76,260
29-2034	Radiologic Technologists and Technicians	3,211	\$37.20	\$29.54	\$37.13	\$45.39	\$77,380
29-1224	Radiologists	1,972	-	-	-	-	-
49-3043	Rail Car Repairers	369	\$24.34	\$18.35	\$22.90	\$30.02	\$50,620
53-4099	Rail Transportation Workers, All Other	38	\$32.21	\$21.56	\$30.56	\$38.29	\$67,000
53-4022	Railroad Brake, Signal, and Switch Operators and Locomotive Firers	386	\$27.12	\$27.47	\$27.47	\$27.47	\$56,410
53-4031	Railroad Conductors and Yardmasters	1,279	\$33.27	\$27.46	\$27.46	\$35.97	\$69,210
47-4061	Rail-Track Laying and Maintenance Equipment Operators	422	\$27.46	\$23.77	\$27.80	\$34.47	\$57,120
41-9021	Real Estate Brokers	836	\$43.41	\$35.47	\$44.15	\$49.51	\$90,290
41-9022	Real Estate Sales Agents	4,757	\$32.07	\$23.26	\$29.64	\$37.88	\$66,710
43-4171	Receptionists and Information Clerks	21,970	\$18.41	\$15.47	\$17.68	\$21.00	\$38,300
25-1193	Recreation and Fitness Studies Teachers, Postsecondary	378	-	-	-	-	\$68,950
39-9032	Recreation Workers	3,745	\$18.31	\$14.73	\$17.09	\$20.22	\$38,090
29-1125	Recreational Therapists	312	\$28.78	\$22.55	\$28.41	\$32.15	\$59,870
49-3092	Recreational Vehicle Service Technicians	703	\$22.67	\$18.36	\$22.42	\$24.40	\$47,160
53-7081	Refuse and Recyclable Material Collectors	2,891	\$27.38	\$21.52	\$28.31	\$33.24	\$56,950
29-1141	Registered Nurses	62,468	\$45.84	\$37.49	\$46.63	\$49.62	\$95,350
21-1015	Rehabilitation Counselors	4,476	\$24.81	\$19.00	\$22.78	\$28.52	\$51,600
47-2171	Reinforcing Iron and Rebar Workers	15	\$30.64	\$23.34	\$29.75	\$37.81	\$63,740
21-2099	Religious Workers, All Other	581	\$23.34	\$17.89	\$23.28	\$28.84	\$48,550
43-4181	Reservation and Transportation Ticket Agents and Travel Clerks	2,375	\$22.21	\$16.76	\$22.59	\$28.86	\$46,200
39-9041	Residential Advisors	1,630	\$19.50	\$16.64	\$18.24	\$22.57	\$40,550
29-1126	Respiratory Therapists	2,086	\$37.61	\$30.62	\$37.37	\$39.77	\$78,240
41-2031	Retail Salespersons	89,012	\$17.89	\$14.47	\$16.42	\$17.95	\$37,210
49-9096	Riggers	848	\$31.00	\$24.79	\$30.57	\$35.51	\$64,480
47-5051	Rock Splitters, Quarry	-	\$23.97	\$22.81	\$23.29	\$26.19	\$49,850
51-4023	Rolling Machine Setters, Operators, and Tenders, Metal and Plastic	391	\$25.32	\$19.57	\$23.55	\$29.23	\$52,670
47-2181	Roofers	4,934	\$28.33	\$22.71	\$28.10	\$30.64	\$58,920
53-5011	Sailors and Marine Oilers	1,664	\$29.08	\$23.82	\$28.60	\$31.97	\$60,490
41-9099	Sales and Related Workers, All Other	3,123	\$19.54	\$14.58	\$17.34	\$18.03	\$40,650
41-9031	Sales Engineers	869	\$63.89	\$47.55	\$60.04	\$80.64	\$132,890
11-2022	Sales Managers	9,261	\$77.62	\$57.76	\$74.32	\$99.93	\$161,450
41-3091	Sales Reps. of Svcs., Exc. Advertising, Insurance, Financial Svcs., & Travel	16,198	\$35.69	\$23.29	\$29.91	\$44.01	\$74,220
41-4012	Sales Reps/Wholesale/Mfg, Except Tech/Science Products	32,222	\$38.65	\$23.91	\$33.70	\$47.05	\$80,380
41-4011	Sales Reps/Wholesale/Mfg, Tech/Scientific Products	8,164	\$58.31	\$34.89	\$50.32	\$76.13	\$121,280
51-7041	Sawing Machine Setters, Operators, and Tenders, Wood	1,526	\$20.88	\$17.54	\$20.59	\$22.95	\$43,430
33-9094	School Bus Monitors	179	\$20.07	\$17.80	\$18.47	\$22.14	\$41,750
19-3034	School Psychologists	1,263	\$46.05	\$38.22	\$47.11	\$48.84	\$95,780
25-2031	Secondary School Teachers, Except Special and Career/Technical Education	13,671	-	-	-	-	\$85,260
43-6014	Secretaries and Administrative Assistants, Exc. Legal, Medical, & Executive	33,396	\$23.16	\$18.44	\$22.80	\$28.23	\$48,170
41-3031	Securities, Commodities, and Financial Services Sales Agents	8,323	\$33.79	\$22.83	\$27.63	\$37.47	\$70,280
49-2098	Security and Fire Alarm Systems Installers	1,316	\$31.39	\$22.88	\$29.80	\$37.21	\$65,300
33-9032	Security Guards	20,387	\$21.02	\$17.61	\$18.67	\$22.51	\$43,720
25-3021	Self-Enrichment Teachers	6,533	\$23.42	\$17.48	\$22.41	\$28.37	\$48,710
51-9141	Semiconductor Processing Technicians	828	\$22.03	\$18.55	\$21.63	\$23.55	\$45,820

SOC code	Washington statewide occupational title	Estimated employment	Average wage	Percentiles			Annual wage
				25th	50th	75th	
51-9012	Separating & Filtering Machine Setters/Operators/Tenders	1,566	\$24.75	\$18.30	\$22.90	\$29.17	\$51,480
47-4071	Septic Tank Servicers and Sewer Pipe Cleaners	1,101	\$25.65	\$21.24	\$23.10	\$28.98	\$53,350
27-1027	Set and Exhibit Designers	-	\$33.27	\$23.98	\$30.14	\$44.06	\$69,200
51-6051	Sewers, Hand	-	\$16.40	\$13.83	\$14.39	\$19.46	\$34,120
51-6031	Sewing Machine Operators	1,975	\$17.61	\$14.66	\$17.17	\$18.12	\$36,620
47-2211	Sheet Metal Workers	3,096	\$40.85	\$28.85	\$37.45	\$56.86	\$84,960
53-5031	Ship Engineers	631	\$46.79	\$38.42	\$47.62	\$56.91	\$97,330
43-5071	Shipping, Receiving, and Inventory Clerks	20,072	\$22.04	\$17.83	\$20.81	\$23.49	\$45,850
51-6041	Shoe and Leather Workers and Repairers	-	\$17.99	\$15.29	\$16.03	\$20.89	\$37,410
53-3053	Shuttle Drivers and Chauffeurs	3,307	\$18.45	\$14.96	\$17.47	\$21.05	\$38,380
49-9097	Signal and Track Switch Repairers	203	\$39.28	\$34.72	\$34.72	\$47.22	\$81,690
39-5094	Skincare Specialists	1,678	\$30.27	\$18.87	\$30.04	\$38.21	\$62,960
51-3023	Slaughterers and Meat Packers	504	\$17.26	\$14.39	\$17.67	\$18.07	\$35,900
11-9151	Social and Community Service Managers	4,775	\$40.54	\$36.71	\$36.83	\$45.57	\$84,320
21-1093	Social and Human Service Assistants	7,953	\$20.67	\$17.48	\$18.61	\$22.80	\$42,990
19-4061	Social Science Research Assistants	514	\$23.73	\$20.94	\$21.17	\$27.02	\$49,360
25-1069	Social Sciences Teachers, Postsecondary, All Other	77	-	-	-	-	\$72,680
19-3099	Social Scientists and Related Workers, All Other	710	\$47.08	\$34.19	\$43.53	\$57.30	\$97,930
25-1113	Social Work Teachers, Postsecondary	53	-	-	-	-	\$57,570
21-1029	Social Workers, All Other	717	\$38.08	\$30.39	\$39.19	\$46.93	\$79,210
19-3041	Sociologists	-	\$33.41	\$29.83	\$29.94	\$37.61	\$69,490
25-1067	Sociology Teachers, Postsecondary	287	-	-	-	-	\$78,940
15-1252	Software Developers	81,521	\$69.78	\$60.93	\$73.06	\$77.81	\$145,150
15-1253	Software Quality Assurance Analysts and Testers	10,241	\$50.43	\$37.46	\$48.73	\$62.29	\$104,900
19-1013	Soil and Plant Scientists	932	\$32.63	\$25.17	\$29.63	\$37.77	\$67,860
27-4014	Sound Engineering Technicians	144	\$33.94	\$23.66	\$29.13	\$39.10	\$70,600
25-2059	Special Education Teachers, All Other	88	-	-	-	-	\$77,890
25-2052	Special Education Teachers, Kindergarten and Elementary School	3,063	-	-	-	-	\$80,510
25-2057	Special Education Teachers, Middle School	1,363	-	-	-	-	\$81,520
25-2051	Special Education Teachers, Preschool	930	-	-	-	-	\$69,990
25-2058	Special Education Teachers, Secondary School	2,207	-	-	-	-	\$83,990
27-1014	Special Effects Artists and Animators	2,208	\$46.57	\$37.38	\$39.51	\$57.40	\$96,860
29-1127	Speech-Language Pathologists	2,776	\$43.15	\$37.53	\$44.52	\$48.08	\$89,740
51-8021	Stationary Engineers and Boiler Operators	511	\$35.99	\$30.45	\$35.51	\$37.75	\$74,860
43-9111	Statistical Assistants	272	\$24.43	\$20.38	\$23.05	\$29.10	\$50,820
15-2041	Statisticians	1,460	\$47.80	\$37.53	\$45.80	\$56.44	\$99,430
53-7065	Stockers and Order Fillers	48,927	\$18.63	\$14.91	\$18.05	\$21.32	\$38,750
47-2022	Stonemasons	-	\$31.57	\$28.70	\$29.64	\$36.85	\$65,670
47-2221	Structural Iron and Steel Workers	2,538	\$40.36	\$34.91	\$43.41	\$48.23	\$83,940
51-2041	Structural Metal Fabricators and Fitters	1,881	\$24.41	\$18.37	\$22.96	\$29.20	\$50,770
21-1018	Substance Abuse, Behavioral Disorder, and Mental Health Counselors	12,390	\$27.16	\$21.74	\$23.73	\$30.23	\$56,500
25-3031	Substitute Teachers, Short-Term	9,892	\$21.27	\$17.78	\$22.26	\$22.95	\$44,230
53-4041	Subway and Streetcar Operators	121	\$36.69	\$37.80	\$37.80	\$37.80	\$76,320
29-1249	Surgeons, All Other	447	\$146.59	\$77.10	-	-	\$304,910
29-9093	Surgical Assistants	109	\$34.32	\$28.49	\$28.96	\$36.05	\$71,390

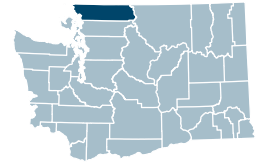


SOC code	Washington statewide occupational title	Estimated employment	Average wage	Percentiles			Annual wage
				25th	50th	75th	
29-2055	Surgical Technologists	2,201	\$29.35	\$23.11	\$28.86	\$35.67	\$61,050
19-3022	Survey Researchers	288	\$33.00	\$22.79	\$29.13	\$37.13	\$68,650
17-3031	Surveying and Mapping Technicians	1,090	\$26.91	\$22.51	\$26.91	\$29.58	\$55,960
17-1022	Surveyors	675	\$42.06	\$35.78	\$38.41	\$48.40	\$87,490
43-2011	Switchboard Operators, Including Answering Service	906	\$20.65	\$16.83	\$17.88	\$22.37	\$42,950
51-6052	Tailors, Dressmakers, and Custom Sewers	139	\$21.03	\$17.84	\$19.85	\$23.18	\$43,750
47-2082	Tapers	2,287	\$33.85	\$28.55	\$30.19	\$38.15	\$70,400
13-2082	Tax Preparers	1,902	\$26.73	\$18.54	\$23.35	\$30.38	\$55,610
53-3054	Taxi Drivers	201	\$17.04	\$17.13	\$17.35	\$17.40	\$35,450
25-3099	Teachers and Instructors, All Other	1,550	-	-	-	-	\$64,310
25-9045	Teaching Assistants, Except Postsecondary	33,436	-	-	-	-	\$42,130
25-9044	Teaching Assistants, Postsecondary	4,196	-	-	-	-	\$39,360
27-3042	Technical Writers	1,469	\$41.65	\$33.27	\$38.54	\$47.68	\$86,620
49-2022	Telecommunications Equip. Installers and Repairers, Exc. Line Installers	4,241	\$30.56	\$23.70	\$29.89	\$36.78	\$63,560
49-9052	Telecommunications Line Installers and Repairers	1,194	\$28.28	\$22.00	\$28.59	\$36.30	\$58,810
41-9041	Telemarketers	1,028	\$19.79	\$14.66	\$16.41	\$22.68	\$41,150
43-2021	Telephone Operators	48	\$19.70	\$16.32	\$21.99	\$22.00	\$40,970
43-3071	Tellers	8,446	\$19.11	\$17.55	\$18.00	\$21.67	\$39,760
51-6062	Textile Cutting Machine Setters, Operators, and Tenders	107	\$19.55	\$16.41	\$17.89	\$21.64	\$40,660
51-6063	Textile Knitting and Weaving Machine Setters, Operators, and Tenders	-	\$19.27	\$17.70	\$17.92	\$22.64	\$40,080
51-6064	Textile Winding, Twisting, & Drawing Out Mach. Setters, Oprs., and Tenders	178	\$17.42	\$14.38	\$17.21	\$20.57	\$36,230
51-6099	Textile, Apparel, and Furnishings Workers, All Other	160	\$23.87	\$18.19	\$24.49	\$28.64	\$49,650
29-1129	Therapists, All Other	60	\$38.57	\$33.70	\$37.41	\$45.62	\$80,220
47-2044	Tile and Stone Setters	842	\$25.68	\$22.55	\$23.69	\$29.25	\$53,410
51-9197	Tire Builders	20	\$17.29	\$16.49	\$16.49	\$17.85	\$35,950
49-3093	Tire Repairers and Changers	2,888	\$17.22	\$14.20	\$16.96	\$18.06	\$35,820
23-2093	Title Examiners, Abstractors, and Searchers	1,032	\$25.28	\$18.43	\$22.67	\$28.84	\$52,580
51-4111	Tool and Die Makers	1,082	\$33.14	\$23.79	\$30.62	\$38.61	\$68,930
51-4194	Tool Grinders, Filers, and Sharpeners	321	\$29.25	\$23.18	\$26.94	\$30.00	\$60,840
39-7010	Tour and travel guides	536	\$22.58	\$17.23	\$19.37	\$24.43	\$46,960
53-6041	Traffic Technicians	68	\$35.26	\$30.02	\$36.58	\$38.58	\$73,340
11-3131	Training and Development Managers	620	\$66.08	\$48.19	\$61.02	\$78.23	\$137,450
13-1151	Training and Development Specialists	6,276	\$39.02	\$29.01	\$37.13	\$48.32	\$81,170
53-6051	Transportation Inspectors	416	\$43.82	\$29.07	\$40.05	\$59.32	\$91,150
53-6099	Transportation Workers, All Other	322	\$26.77	\$18.32	\$23.23	\$33.03	\$55,690
11-3071	Transportation, Storage, and Distribution Managers	2,906	\$53.59	\$38.69	\$49.70	\$61.38	\$111,470
53-1047	Transportation/Material Moving Supervisors/No Cargo Handlers	14,892	\$31.42	\$23.42	\$29.82	\$37.93	\$65,360
41-3041	Travel Agents	1,057	\$25.46	\$18.26	\$23.31	\$29.64	\$52,970
37-3013	Tree Trimmers and Pruners	1,849	\$25.84	\$22.55	\$25.16	\$28.90	\$53,750
25-3041	Tutors	2,018	\$19.57	\$17.13	\$18.10	\$22.65	\$40,700
27-2023	Umpires, Referees, and Other Sports Officials	140	-	-	-	-	\$38,670
51-6093	Upholsterers	300	\$25.03	\$18.18	\$22.95	\$29.20	\$52,060
19-3051	Urban and Regional Planners	2,250	\$44.51	\$38.27	\$45.87	\$50.54	\$92,580
39-3031	Ushers, Lobby Attendants, and Ticket Takers	1,037	\$17.22	\$14.57	\$17.26	\$18.19	\$35,820
29-1131	Veterinarians	2,039	\$54.21	\$44.89	\$55.19	\$63.28	\$112,760

## Washington Statewide

SOC code	Washington statewide occupational title	Estimated employment	Average wage	Percentiles			Annual wage
				25th	50th	75th	
31-9096	Veterinary Assistants and Laboratory Animal Caretakers	3,458	\$17.25	\$14.70	\$17.59	\$17.90	\$35,880
29-2056	Veterinary Technologists and Technicians	2,726	\$22.86	\$21.12	\$22.60	\$23.33	\$47,550
35-3031	Waiters and Waitresses	29,998	\$21.39	\$14.58	\$17.61	\$27.91	\$44,490
51-8031	Water and Wastewater Treatment Plant and System Operators	2,106	\$35.99	\$29.20	\$36.57	\$38.65	\$74,860
15-1255	Web and Digital Interface Designers	14,722	\$67.87	\$48.47	\$72.14	\$90.98	\$141,170
15-1254	Web Developers	2,806	\$49.00	\$33.71	\$47.61	\$61.69	\$101,920
43-5111	Weighers, Measurers, Checkers, and Samplers, Recordkeeping	980	\$22.09	\$18.42	\$22.21	\$26.28	\$45,950
51-4121	Welders, Cutters, Solderers, and Brazers	6,511	\$27.67	\$22.66	\$26.59	\$30.35	\$57,550
51-4122	Welding, Soldering, and Brazing Machine Setters, Operators, and Tenders	87	\$22.98	\$18.55	\$22.95	\$28.90	\$47,790
49-9081	Wind Turbine Service Technicians	70	\$30.58	\$22.85	\$30.22	\$36.25	\$63,610
51-7099	Woodworkers, All Other	59	\$24.70	\$18.09	\$27.27	\$31.14	\$51,370
51-7042	Woodworking Machine Setters, Operators, and Tenders, Except Sawing	1,765	\$20.45	\$17.63	\$18.50	\$22.80	\$42,540
43-9022	Word Processors and Typists	236	\$21.54	\$17.83	\$21.18	\$23.34	\$44,810
27-3043	Writers and Authors	1,041	\$37.44	\$29.28	\$38.05	\$44.33	\$77,870
19-1023	Zoologists and Wildlife Biologists	1,939	\$39.09	\$30.16	\$37.14	\$43.53	\$81,310

**Bellingham, Washington MSA**  
 2022 Occupational Employment  
 and Wage Estimates  
 Includes Whatcom County



SOC code	Bellingham, Washington MSA occupational title	Estimated employment	Average wage	Percentiles			Annual wage
				25th	50th	75th	
13-2011	Accountants and Auditors	669	\$37.09	\$29.36	\$35.88	\$44.72	\$77,140
11-3012	Administrative Services Managers	27	\$53.38	\$47.31	\$51.61	\$60.80	\$111,040
25-3011	Adult Literacy, Remedial Educ., GED Teachers/Instructors	44	\$27.03	\$23.77	\$29.26	\$30.25	\$56,220
41-3011	Advertising Sales Agents	54	\$31.30	\$20.41	\$28.92	\$37.64	\$65,100
45-2011	Agricultural Inspectors	12	\$28.38	\$26.24	\$29.20	\$29.21	\$59,030
45-2099	Agricultural Workers, All Other	17	\$18.66	\$18.43	\$18.43	\$18.43	\$38,820
39-3091	Amusement and Recreation Attendants	179	\$14.54	\$13.85	\$14.11	\$14.57	\$30,250
39-2021	Animal Caretakers	157	\$16.20	\$14.25	\$14.43	\$17.43	\$33,690
39-2011	Animal Trainers	38	\$17.21	\$14.81	\$14.81	\$18.04	\$35,800
17-1011	Architects, Except Landscape and Naval	37	\$40.10	\$34.64	\$37.56	\$46.28	\$83,400
17-3011	Architectural and Civil Drafters	81	\$30.56	\$23.55	\$29.34	\$36.98	\$63,560
11-9041	Architectural and Engineering Managers	85	\$73.36	\$62.09	\$63.59	\$78.18	\$152,580
25-1121	Art, Drama, and Music Teachers, Postsecondary	47	-	-	-	-	\$65,990
53-6031	Automotive and Watercraft Service Attendants	114	\$16.68	\$14.41	\$14.84	\$17.95	\$34,700
49-3021	Automotive Body and Related Repairers	76	\$26.20	\$21.28	\$22.56	\$29.18	\$54,490
49-3023	Automotive Service Technicians and Mechanics	292	\$25.16	\$18.30	\$23.13	\$28.94	\$52,330
51-3011	Bakers	201	\$17.02	\$14.39	\$16.85	\$17.55	\$35,410
35-3011	Bartenders	332	\$20.09	\$14.24	\$17.00	\$22.93	\$41,780
49-3091	Bicycle Repairers	18	\$17.66	\$14.20	\$17.76	\$18.23	\$36,740
43-3011	Bill and Account Collectors	26	\$23.31	\$18.14	\$22.44	\$28.54	\$48,480
43-3021	Billing and Posting Clerks	301	\$20.51	\$18.01	\$18.88	\$22.73	\$42,670
25-1042	Biological Science Teachers, Postsecondary	23	-	-	-	-	\$81,150
19-1029	Biological Scientists, All Other	56	\$39.98	\$29.68	\$44.89	\$48.97	\$83,150
19-4021	Biological Technicians	98	\$23.48	\$19.11	\$23.83	\$24.81	\$48,850
43-3031	Bookkeeping, Accounting, and Auditing Clerks	1,100	\$23.42	\$18.71	\$22.94	\$26.56	\$48,710
49-3031	Bus and Truck Mechanics and Diesel Engine Specialists	231	\$28.79	\$22.66	\$28.85	\$34.01	\$59,870
53-3051	Bus Drivers, School	244	\$23.04	\$22.26	\$23.29	\$23.68	\$47,930
13-1199	Business Operations Specialists, All Other	777	\$32.74	\$23.63	\$29.59	\$37.92	\$68,100
25-1011	Business Teachers, Postsecondary	53	-	-	-	-	\$85,920
51-3021	Butchers and Meat Cutters	123	\$19.50	\$17.36	\$18.09	\$22.37	\$40,550
13-1020	Buyers and Purchasing Agents	270	\$31.33	\$23.08	\$29.02	\$36.96	\$65,160
51-7011	Cabinetmakers and Bench Carpenters	99	\$18.48	\$13.69	\$17.44	\$22.26	\$38,430
25-1194	Career/Technical Education Teachers, Postsecondary	124	\$30.36	\$23.97	\$29.51	\$37.10	\$63,140
25-2032	Career/Technical Education Teachers, Secondary School	72	-	-	-	-	\$91,360
43-5011	Cargo and Freight Agents	180	\$21.64	\$18.01	\$18.29	\$22.94	\$45,020
47-2031	Carpenters	985	\$31.31	\$23.16	\$28.79	\$36.51	\$65,130
17-1021	Cartographers and Photogrammetrists	15	\$41.54	\$36.98	\$44.72	\$45.38	\$86,410
41-2011	Cashiers	1,874	\$15.56	\$14.15	\$14.36	\$16.77	\$32,350
47-2051	Cement Masons and Concrete Finishers	186	\$30.11	\$22.65	\$29.62	\$37.89	\$62,630
35-1011	Chefs and Head Cooks	68	\$27.82	\$22.55	\$24.28	\$32.94	\$57,870

SOC code	Bellingham, Washington MSA occupational title	Estimated employment	Average wage	Percentiles			Annual wage
				25th	50th	75th	
19-4031	Chemical Technicians	60	\$27.73	\$18.54	\$24.37	\$35.42	\$57,690
25-1052	Chemistry Teachers, Postsecondary	16	-	-	-	-	\$81,950
19-2031	Chemists	48	\$25.76	\$23.60	\$24.29	\$28.14	\$53,580
11-1011	Chief Executives	55	\$106.05	\$72.90	\$92.98	-	\$220,580
21-1021	Child, Family, and School Social Workers	296	\$26.79	\$21.30	\$26.04	\$32.48	\$55,730
39-9011	Childcare Workers	-	\$14.26	\$14.14	\$14.14	\$14.14	\$29,650
29-1011	Chiropractors	36	\$42.64	\$29.09	\$37.61	\$47.44	\$88,680
17-3022	Civil Engineering Technologists and Technicians	45	\$30.92	\$28.68	\$29.13	\$35.86	\$64,320
17-2051	Civil Engineers	300	\$43.94	\$35.54	\$42.78	\$48.91	\$91,400
13-1031	Claims Adjusters, Examiners, and Investigators	49	\$32.11	\$23.15	\$36.31	\$38.88	\$66,780
53-7061	Cleaners of Vehicles and Equipment	224	\$16.98	\$14.44	\$16.48	\$18.30	\$35,320
21-2011	Clergy	17	\$30.19	\$23.73	\$29.56	\$35.96	\$62,800
29-2010	Clinical Laboratory Technologists and Technicians	212	\$27.69	\$21.09	\$26.74	\$34.15	\$57,590
27-2022	Coaches and Scouts	304	-	-	-	-	\$48,740
51-9124	Coating, Painting, & Spraying Machine Setters, Operators, and Tenders	72	\$23.16	\$17.55	\$22.22	\$26.21	\$48,180
53-2012	Commercial Pilots	17	-	-	-	-	\$84,130
25-1122	Communications Teachers, Postsecondary	24	-	-	-	-	\$75,850
21-1099	Community and Social Service Specialists, All Other	68	\$27.05	\$18.67	\$25.94	\$33.61	\$56,260
21-1094	Community Health Workers	92	\$20.61	\$16.49	\$17.96	\$23.10	\$42,870
13-1141	Compensation, Benefits, and Job Analysis Specialists	20	\$37.61	\$29.28	\$34.97	\$38.00	\$78,240
13-1041	Compliance Officers	601	\$40.24	\$29.66	\$43.53	\$48.97	\$83,690
11-3021	Computer and Information Systems Managers	107	\$68.62	\$48.70	\$61.84	\$74.62	\$142,730
15-1241	Computer Network Architects	25	\$53.80	\$44.64	\$50.89	\$60.76	\$111,900
15-1231	Computer Network Support Specialists	47	\$32.63	\$28.59	\$30.41	\$36.88	\$67,870
51-9161	Computer Numerically Controlled Tool Operators	16	\$24.08	\$22.16	\$23.09	\$23.37	\$50,080
15-1299	Computer Occupations, All Other	97	\$37.84	\$23.34	\$36.17	\$48.24	\$78,710
15-1251	Computer Programmers	19	\$42.70	\$29.40	\$38.23	\$56.14	\$88,810
25-1021	Computer Science Teachers, Postsecondary	27	-	-	-	-	\$72,800
15-1211	Computer Systems Analysts	138	\$43.90	\$36.37	\$43.05	\$56.65	\$91,300
15-1232	Computer User Support Specialists	280	\$28.02	\$22.06	\$27.20	\$33.92	\$58,290
49-2011	Computer, Automated Teller, and Office Machine Repairers	31	\$22.59	\$17.69	\$22.38	\$23.11	\$46,990
19-1031	Conservation Scientists	21	\$34.03	\$29.43	\$35.64	\$36.73	\$70,780
47-4011	Construction and Building Inspectors	71	\$35.05	\$29.55	\$36.18	\$39.58	\$72,900
47-2061	Construction Laborers	857	\$25.10	\$18.12	\$22.60	\$28.77	\$52,210
11-9021	Construction Managers	282	\$52.63	\$44.67	\$47.76	\$60.81	\$109,460
49-9012	Control and Valve Installers and Repairers, Except Mechanical Door	21	\$35.44	\$30.45	\$36.78	\$36.78	\$73,720
35-2011	Cooks, Fast Food	282	\$15.34	\$14.41	\$14.93	\$16.83	\$31,910
35-2012	Cooks, Institution and Cafeteria	188	\$18.97	\$17.39	\$18.23	\$21.73	\$39,460
35-2014	Cooks, Restaurant	870	\$17.66	\$15.21	\$17.34	\$18.03	\$36,720
35-2015	Cooks, Short Order	60	\$17.50	\$14.63	\$16.60	\$18.98	\$36,410
13-1051	Cost Estimators	176	\$36.00	\$28.18	\$34.18	\$42.79	\$74,880
41-2021	Counter and Rental Clerks	407	\$17.88	\$14.26	\$17.21	\$20.65	\$37,200
43-5021	Couriers and Messengers	34	\$16.98	\$16.16	\$16.19	\$17.45	\$35,310
43-4031	Court, Municipal, and License Clerks	78	\$26.23	\$22.85	\$27.46	\$28.90	\$54,560
13-2041	Credit Analysts	47	\$36.79	\$25.61	\$31.58	\$39.46	\$76,530

SOC code	Bellingham, Washington MSA occupational title	Estimated employment	Average wage	Percentiles			Annual wage
				25th	50th	75th	
33-9091	Crossing Guards and Flaggers	61	\$26.38	\$18.97	\$27.48	\$30.66	\$54,870
25-4012	Curators	11	\$32.97	\$23.15	\$29.21	\$37.05	\$68,580
43-4051	Customer Service Representatives	1,318	\$19.57	\$16.93	\$17.59	\$22.22	\$40,710
51-4031	Cut/Punch/Press Mach Setters/Oprs/Tenders, Metal/Plastic	46	\$22.07	\$18.71	\$22.91	\$22.91	\$45,910
51-9032	Cutting and Slicing Machine Setters, Operators, and Tenders	20	\$19.47	\$18.15	\$18.57	\$22.56	\$40,500
43-9021	Data Entry Keyers	18	\$17.47	\$15.21	\$18.03	\$18.44	\$36,340
15-1242	Database Administrators	-	\$38.74	\$27.93	\$33.73	\$47.41	\$80,590
15-1243	Database Architects	37	\$67.87	\$71.93	\$73.23	\$73.23	\$141,170
31-9091	Dental Assistants	319	\$21.32	\$17.94	\$22.10	\$22.63	\$44,350
29-1292	Dental Hygienists	187	\$48.36	\$45.96	\$47.28	\$47.44	\$100,600
51-9081	Dental Laboratory Technicians	19	\$23.48	\$22.67	\$23.10	\$23.10	\$48,830
29-1021	Dentists, General	70	\$85.57	\$61.56	-	-	\$177,990
33-3021	Detectives and Criminal Investigators	262	\$54.39	\$47.61	\$48.97	\$53.05	\$113,130
35-9011	Dining Room and Cafeteria Attendants and Bartender Helpers	178	\$15.84	\$14.54	\$14.78	\$15.04	\$32,950
35-9021	Dishwashers	298	\$15.95	\$14.14	\$14.65	\$17.19	\$33,170
43-5032	Dispatchers, Except Police, Fire, and Ambulance	133	\$23.95	\$18.01	\$22.73	\$28.78	\$49,820
53-3031	Driver/Sales Workers	387	\$17.66	\$14.22	\$16.22	\$20.76	\$36,730
47-2081	Drywall and Ceiling Tile Installers	147	\$29.96	\$22.59	\$29.15	\$35.73	\$62,320
27-3041	Editors	67	\$28.80	\$18.86	\$24.06	\$37.24	\$59,910
11-9039	Education Administrators, All Other	19	\$29.44	\$22.12	\$28.42	\$36.82	\$61,230
11-9032	Education Administrators, Kindergarten through Secondary	146	-	-	-	-	\$125,560
11-9033	Education Administrators, Postsecondary	94	-	-	-	-	-
11-9031	Education and Childcare Administrators, Preschool and Daycare	28	\$25.61	\$21.78	\$22.66	\$28.73	\$53,260
25-9099	Educational Instruction and Library Workers, All Other	61	\$25.98	\$18.32	\$23.57	\$29.96	\$54,030
21-1012	Educational, Guidance, and Career Counselors and Advisors	158	\$33.69	\$24.15	\$30.73	\$39.24	\$70,080
17-3023	Electrical and Electronic Engineering Technologists and Technicians	16	\$33.53	\$28.85	\$29.91	\$38.15	\$69,730
17-3012	Electrical and Electronics Drafters	12	\$33.64	\$23.21	\$36.44	\$43.27	\$69,960
17-2071	Electrical Engineers	121	\$53.55	\$38.08	\$48.93	\$62.86	\$111,390
49-9051	Electrical Power-Line Installers and Repairers	49	\$49.34	\$46.60	\$48.07	\$59.45	\$102,630
51-2028	Electrical/Electronic/Electromechanical Assemblers Only	214	\$18.90	\$17.59	\$18.09	\$21.13	\$39,320
47-2111	Electricians	504	\$34.44	\$22.90	\$35.85	\$47.10	\$71,630
17-2072	Electronics Engineers, Except Computer	14	\$46.43	\$37.08	\$44.68	\$48.50	\$96,560
25-2021	Elementary School Teachers, Except Special Education	753	-	-	-	-	\$81,750
43-4061	Eligibility Interviewers, Government Programs	75	\$26.04	\$22.42	\$26.69	\$29.43	\$54,160
17-2199	Engineers, All Other	47	\$52.12	\$38.29	\$48.93	\$62.64	\$108,400
25-1123	English Language and Literature Teachers, Postsecondary	56	-	-	-	-	\$66,060
39-1014	Entertainment & Recreation Workers Supervisors, Exc. Gambling Services	29	\$27.26	\$20.57	\$24.03	\$34.26	\$56,700
17-2081	Environmental Engineers	11	\$44.14	\$38.29	\$45.90	\$51.94	\$91,820
25-1053	Environmental Science Teachers, Postsecondary	25	-	-	-	-	\$61,020
19-2041	Environmental Scientists and Specialists, Including Health	81	\$42.65	\$29.43	\$37.07	\$47.57	\$88,710
47-5022	Excavating and Loading Machine and Dragline Operators, Surface Mining	35	\$29.13	\$21.75	\$27.58	\$33.29	\$60,590
43-6011	Executive Secretaries and Executive Administrative Assistants	111	\$30.30	\$23.95	\$29.36	\$36.72	\$63,020
39-9031	Exercise Trainers and Group Fitness Instructors	265	\$21.51	\$14.74	\$21.77	\$23.70	\$44,730
11-3013	Facilities Managers	49	\$54.07	\$37.65	\$47.64	\$62.52	\$112,470
25-9021	Farm and Home Management Educators	37	\$25.87	\$22.53	\$24.22	\$31.73	\$53,800

SOC code	Bellingham, Washington MSA occupational title	Estimated employment	Average wage	Percentiles			Annual wage
				25th	50th	75th	
49-3041	Farm Equipment Mechanics and Service Technicians	83	\$29.43	\$22.92	\$28.77	\$36.41	\$61,210
45-2092	Farmworkers and Laborers, Crop, Nursery, and Greenhouse	123	\$16.86	\$14.14	\$14.87	\$17.98	\$35,080
45-2093	Farmworkers, Farm, Ranch, and Aquacultural Animals	64	\$15.58	\$13.69	\$14.51	\$16.32	\$32,410
35-3023	Fast Food and Counter Workers	2,833	\$15.10	\$14.25	\$14.53	\$14.80	\$31,410
51-2051	Fiberglass Laminators and Fabricators	53	\$20.90	\$17.92	\$18.45	\$22.67	\$43,480
43-4071	File Clerks	36	\$19.16	\$14.44	\$17.88	\$23.16	\$39,840
13-2051	Financial and Investment Analysts	54	\$47.47	\$29.29	\$40.04	\$59.10	\$98,740
11-3031	Financial Managers	208	\$66.09	\$47.46	\$60.69	\$73.02	\$137,480
13-2099	Financial Specialists, All Other	65	\$31.16	\$23.44	\$23.90	\$32.97	\$64,800
33-2011	Firefighters	309	\$33.66	\$30.43	\$34.60	\$38.76	\$70,000
47-1011	First-Line Supervisors of Construction Trades and Extraction Workers	660	\$43.81	\$36.94	\$45.53	\$48.86	\$91,120
45-1011	First-Line Supervisors of Farming, Fishing, and Forestry Workers	24	\$31.25	\$23.11	\$29.63	\$38.01	\$65,000
33-1021	First-Line Supervisors of Firefighting and Prevention Workers	139	\$46.94	\$41.00	\$48.49	\$49.69	\$97,640
35-1012	First-Line Supervisors of Food Preparation and Serving Workers	840	\$21.97	\$17.58	\$21.66	\$24.62	\$45,690
37-1011	First-Line Supervisors of Housekeeping and Janitorial Workers	71	\$21.59	\$17.59	\$21.16	\$23.78	\$44,900
37-1012	First-Line Sprvs. of Landscaping, Lawn Service, & Groundskeeping Workers	-	\$27.91	\$20.89	\$25.93	\$33.73	\$58,050
49-1011	First-Line Supervisors of Mechanics, Installers, and Repairers	351	\$39.59	\$29.20	\$37.22	\$47.20	\$82,350
41-1012	First-Line Supervisors of Non-Retail Sales Workers	101	\$42.42	\$30.14	\$37.39	\$49.40	\$88,240
43-1011	First-Line Supervisors of Office and Administrative Support Workers	768	\$31.93	\$23.52	\$29.28	\$36.94	\$66,420
39-1022	First-Line Supervisors of Personal Service Workers	36	\$24.17	\$18.36	\$22.43	\$29.23	\$50,270
33-1012	First-Line Supervisors of Police and Detectives	82	\$56.15	\$49.30	\$51.63	\$62.45	\$116,790
51-1011	First-Line Supervisors of Production and Operating Workers	570	\$33.50	\$23.83	\$30.08	\$37.41	\$69,670
33-1099	First-Line Supervisors of Protective Service Workers, All Other	27	\$32.04	\$24.29	\$30.33	\$39.75	\$66,640
41-1011	First-Line Supervisors of Retail Sales Workers	763	\$23.93	\$18.00	\$22.39	\$28.12	\$49,780
33-1091	First-Line Supervisors of Security Workers	25	\$26.78	\$18.40	\$23.27	\$35.80	\$55,700
47-2042	Floor Layers, Except Carpet, Wood, and Hard Tiles	21	\$20.78	\$18.00	\$18.26	\$23.02	\$43,220
47-2043	Floor Sanders and Finishers	14	\$27.90	\$22.48	\$28.60	\$36.51	\$58,040
27-1023	Floral Designers	35	\$16.91	\$14.15	\$17.41	\$18.37	\$35,180
51-3091	Food & Tobacco Roasting, Baking, & Drying Machine Operators & Tenders	39	\$18.01	\$14.38	\$16.63	\$18.18	\$37,470
51-3092	Food Batchmakers	281	\$17.93	\$14.59	\$17.81	\$18.23	\$37,290
35-2021	Food Preparation Workers	492	\$16.80	\$14.78	\$16.54	\$18.18	\$34,950
35-3041	Food Servers, Nonrestaurant	232	\$15.66	\$14.77	\$14.89	\$16.41	\$32,580
11-9051	Food Service Managers	53	\$40.94	\$29.08	\$42.55	\$45.12	\$85,160
25-1124	Foreign Language and Literature Teachers, Postsecondary	15	-	-	-	-	\$76,460
19-4071	Forest and Conservation Technicians	20	\$20.28	\$18.57	\$18.57	\$18.99	\$42,180
13-1131	Fundraisers	64	\$26.92	\$22.70	\$26.18	\$29.91	\$56,000
11-2033	Fundraising Managers	15	\$53.36	\$37.00	\$47.11	\$60.95	\$111,000
11-1021	General and Operations Managers	1,250	\$56.80	\$36.96	\$48.37	\$72.45	\$118,150
47-2121	Glaziers	47	\$25.99	\$21.97	\$23.24	\$29.65	\$54,070
27-1024	Graphic Designers	194	\$33.00	\$22.85	\$33.59	\$44.25	\$68,640
51-4033	Grind/Lap/Polish/Buf. Mach. Tool Setters, Oprs, & Tenders, Metal & Plastic	15	\$20.02	\$15.57	\$18.15	\$22.59	\$41,640
39-5012	Hairdressers, Hairstylists, and Cosmetologists	144	\$19.73	\$14.58	\$18.00	\$22.70	\$41,030
17-2111	Health and Safety Engineers, Except Mining Safety Engineers and Inspectors	16	\$46.52	\$37.60	\$44.67	\$57.56	\$96,760
21-1091	Health Education Specialists	14	\$29.30	\$20.48	\$27.39	\$37.73	\$60,940
29-2099	Health Technologists and Technicians, All Other	80	\$24.44	\$17.64	\$22.55	\$28.59	\$50,830

SOC code	Bellingham, Washington MSA occupational title	Estimated employment	Average wage	Percentiles			Annual wage
				25th	50th	75th	
29-1299	Healthcare Diagnosing or Treating Practitioners, All Other	20	\$38.73	\$23.01	\$29.90	\$60.54	\$80,560
29-9099	Healthcare Practitioners and Technical Workers, All Other	-	\$36.68	\$28.14	\$36.98	\$48.97	\$76,300
21-1022	Healthcare Social Workers	141	\$29.32	\$23.04	\$29.17	\$35.23	\$60,990
31-9099	Healthcare Support Workers, All Other	68	\$22.50	\$17.47	\$21.80	\$26.56	\$46,790
49-9021	Heating, Air Conditioning, and Refrigeration Mechanics and Installers	235	\$27.95	\$21.97	\$28.63	\$33.53	\$58,130
53-3032	Heavy and Tractor-Trailer Truck Drivers	1,067	\$26.71	\$22.55	\$26.82	\$30.26	\$55,560
47-3012	Helpers-Carpenters	27	\$18.29	\$14.87	\$16.22	\$20.66	\$38,050
49-9098	Helpers-Installation, Maintenance, and Repair Workers	44	\$16.69	\$14.21	\$17.75	\$17.75	\$34,720
51-9198	Helpers-Production Workers	55	\$17.42	\$14.85	\$16.68	\$18.21	\$36,230
47-4051	Highway Maintenance Workers	67	\$27.44	\$26.01	\$28.01	\$29.03	\$57,080
49-9031	Home Appliance Repairers	23	\$21.82	\$17.48	\$21.04	\$27.11	\$45,380
31-1120	Home Health and Personal Care Aides	1,089	\$15.57	\$14.26	\$14.43	\$17.28	\$32,390
35-9031	Hosts and Hostesses, Restaurant, Lounge, and Coffee Shop	202	\$15.33	\$14.26	\$14.41	\$14.71	\$31,890
43-4081	Hotel, Motel, and Resort Desk Clerks	158	\$15.28	\$14.14	\$14.27	\$14.80	\$31,790
43-4161	Human Resources Assistants, Except Payroll and Timekeeping	41	\$21.32	\$18.06	\$21.80	\$23.45	\$44,350
11-3121	Human Resources Managers	49	\$59.99	\$45.83	\$58.01	\$72.62	\$124,780
13-1071	Human Resources Specialists	310	\$33.22	\$23.44	\$30.25	\$37.92	\$69,100
17-2112	Industrial Engineers	64	\$43.07	\$34.04	\$43.05	\$48.46	\$89,590
49-9041	Industrial Machinery Mechanics	355	\$30.94	\$23.46	\$29.42	\$36.22	\$64,350
11-3051	Industrial Production Managers	82	\$57.36	\$45.91	\$50.03	\$69.65	\$119,300
53-7051	Industrial Truck and Tractor Operators	267	\$19.51	\$17.59	\$18.51	\$21.77	\$40,580
43-4199	Information and Record Clerks, All Other	64	\$19.48	\$16.60	\$18.20	\$22.87	\$40,510
15-1212	Information Security Analysts	25	\$52.37	\$37.36	\$49.06	\$61.12	\$108,920
51-9061	Inspectors, Testers, Sorters, Samplers, and Weighers	292	\$24.71	\$18.23	\$22.68	\$28.47	\$51,400
49-9099	Installation, Maintenance, and Repair Workers, All Other	37	\$21.14	\$16.63	\$18.29	\$22.64	\$43,960
25-9031	Instructional Coordinators	82	\$36.21	\$23.33	\$35.27	\$49.81	\$75,310
43-9041	Insurance Claims and Policy Processing Clerks	63	\$22.51	\$17.74	\$22.62	\$23.38	\$46,830
41-3021	Insurance Sales Agents	263	\$27.18	\$18.42	\$23.32	\$29.51	\$56,530
13-2053	Insurance Underwriters	23	\$44.49	\$29.96	\$29.96	\$62.43	\$92,540
27-1025	Interior Designers	12	\$25.71	\$22.71	\$23.44	\$29.02	\$53,470
37-2011	Janitors and Cleaners, Except Maids and Housekeeping Cleaners	1,507	\$17.12	\$14.58	\$16.13	\$18.45	\$35,600
23-1023	Judges, Magistrate Judges, and Magistrates	14	\$70.19	\$47.99	\$57.53	\$99.78	\$145,990
25-2012	Kindergarten Teachers, Except Special Education	145	-	-	-	-	\$76,670
13-1075	Labor Relations Specialists	31	\$38.98	\$29.81	\$37.24	\$47.44	\$81,070
53-7062	Laborers and Freight, Stock, and Material Movers, Hand	1,120	\$17.50	\$14.58	\$16.97	\$18.30	\$36,410
37-3011	Landscaping and Groundskeeping Workers	480	\$18.70	\$14.69	\$17.59	\$21.78	\$38,890
51-6011	Laundry and Dry-Cleaning Workers	112	\$15.31	\$14.14	\$14.41	\$16.31	\$31,850
23-1011	Lawyers	215	\$44.31	\$29.47	\$37.69	\$56.08	\$92,160
43-6012	Legal Secretaries and Administrative Assistants	77	\$21.92	\$18.16	\$22.45	\$26.30	\$45,580
11-1031	Legislators	54	-	-	-	-	-
25-4022	Librarians and Media Collections Specialists	71	\$39.91	\$29.64	\$37.46	\$46.20	\$83,000
25-4031	Library Technicians	37	\$22.69	\$17.97	\$22.77	\$28.19	\$47,190
29-2061	Licensed Practical and Licensed Vocational Nurses	199	\$27.98	\$22.88	\$28.46	\$29.22	\$58,190
33-9092	Lifeguards, Ski Patrol, & Other Recreational Protective Service Workers	101	\$15.34	\$13.73	\$15.12	\$15.12	\$31,920
53-3033	Light Truck Drivers	481	\$22.27	\$14.98	\$18.55	\$28.19	\$46,330

SOC code	Bellingham, Washington MSA occupational title	Estimated employment	Average wage	Percentiles			Annual wage
				25th	50th	75th	
43-4131	Loan Interviewers and Clerks	178	\$23.54	\$21.34	\$22.75	\$26.31	\$48,970
13-2072	Loan Officers	317	\$37.37	\$23.36	\$29.98	\$46.58	\$77,720
11-9081	Lodging Managers	36	\$29.20	\$22.52	\$22.59	\$35.57	\$60,740
45-4029	Logging Workers, All Other	38	\$28.18	\$23.44	\$28.19	\$29.89	\$58,610
13-1081	Logisticians	23	\$37.38	\$27.69	\$36.76	\$47.62	\$77,740
53-7063	Machine Feeders and Offbearers	117	\$16.26	\$14.98	\$14.98	\$17.79	\$33,820
51-4041	Machinists	162	\$26.93	\$18.92	\$23.71	\$30.08	\$56,020
37-2012	Maids and Housekeeping Cleaners	565	\$15.51	\$14.36	\$14.62	\$16.59	\$32,260
43-9051	Mail Clerks and Mail Machine Operators, Except Postal Service	27	\$17.49	\$14.25	\$17.24	\$17.84	\$36,390
49-9071	Maintenance and Repair Workers, General	802	\$23.28	\$17.87	\$22.58	\$28.76	\$48,430
13-1111	Management Analysts	167	\$47.78	\$30.14	\$40.81	\$50.02	\$99,390
11-9199	Managers, All Other	321	\$58.69	\$49.63	\$57.62	\$63.08	\$122,080
39-5092	Manicurists and Pedicurists	120	\$18.48	\$14.73	\$16.98	\$21.57	\$38,440
13-1161	Market Research Analysts and Marketing Specialists	364	\$32.02	\$22.43	\$29.02	\$37.59	\$66,600
11-2021	Marketing Managers	77	\$63.98	\$45.87	\$63.01	\$75.25	\$133,080
31-9011	Massage Therapists	130	\$31.12	\$28.73	\$29.21	\$36.51	\$64,730
25-1022	Mathematical Science Teachers, Postsecondary	35	-	-	-	-	\$69,400
51-3022	Meat, Poultry, and Fish Cutters and Trimmers	208	\$15.08	\$13.91	\$14.06	\$17.09	\$31,370
17-3013	Mechanical Drafters	56	\$29.59	\$24.05	\$29.19	\$35.94	\$61,550
17-2141	Mechanical Engineers	153	\$50.22	\$38.08	\$48.93	\$62.64	\$104,470
11-9111	Medical and Health Services Managers	102	\$55.69	\$37.05	\$48.16	\$60.57	\$115,820
31-9092	Medical Assistants	438	\$20.31	\$17.88	\$18.51	\$22.70	\$42,240
31-9093	Medical Equipment Preparers	48	\$20.24	\$17.45	\$21.84	\$21.84	\$42,090
49-9062	Medical Equipment Repairers	17	\$30.68	\$17.86	\$28.85	\$36.92	\$63,820
29-2072	Medical Records Specialists	148	\$23.92	\$18.27	\$23.25	\$29.57	\$49,750
19-1042	Medical Scientists, Except Epidemiologists	74	\$34.44	\$24.16	\$30.21	\$40.24	\$71,630
43-6013	Medical Secretaries and Administrative Assistants	107	\$20.00	\$17.90	\$18.29	\$21.86	\$41,590
31-9094	Medical Transcriptionists	22	\$19.39	\$14.80	\$17.96	\$22.93	\$40,330
13-1121	Meeting, Convention, and Event Planners	69	\$24.44	\$18.64	\$22.73	\$27.48	\$50,830
21-1023	Mental Health and Substance Abuse Social Workers	43	\$25.15	\$18.55	\$22.71	\$34.11	\$52,310
27-1026	Merchandise Displayers and Window Trimmers	88	\$17.25	\$14.53	\$17.34	\$17.52	\$35,870
43-5041	Meter Readers, Utilities	10	\$28.66	\$26.25	\$27.75	\$29.10	\$59,610
25-2022	Middle School Teachers, Exc. Special and Career/Technical Education	275	-	-	-	-	\$77,830
51-2090	Miscellaneous Assemblers and Fabricators	699	\$19.36	\$16.26	\$18.27	\$22.53	\$40,270
51-9023	Mixing and Blending Machine Setters, Operators, and Tenders	261	\$23.57	\$22.22	\$23.10	\$26.35	\$49,030
49-3042	Mobile Heavy Equipment Mechanics, Except Engines	99	\$30.76	\$23.37	\$29.02	\$36.37	\$63,990
51-4072	Molding/Coremaking/ Casting Mach. Setters/Oprs. & Tenders/Metal & Plastic	48	\$21.35	\$17.85	\$22.45	\$23.38	\$44,410
53-3099	Motor Vehicle Operators, All Other	75	\$17.21	\$14.49	\$14.59	\$18.18	\$35,790
49-3051	Motorboat Mechanics and Service Technicians	58	\$22.28	\$14.83	\$22.24	\$28.07	\$46,340
49-3052	Motorcycle Mechanics	13	\$19.43	\$17.69	\$18.23	\$22.38	\$40,400
51-4081	Multiple Machine Tool Setters, Operators, and Tenders, Metal and Plastic	31	-	-	-	-	-
11-9121	Natural Sciences Managers	31	\$55.52	\$42.97	\$51.76	\$63.69	\$115,480
15-1244	Network and Computer Systems Administrators	100	\$40.33	\$34.20	\$38.23	\$47.40	\$83,890
29-1171	Nurse Practitioners	82	\$53.22	\$38.06	\$56.86	\$61.55	\$110,700
31-1131	Nursing Assistants	717	\$17.82	\$17.14	\$17.31	\$18.15	\$37,060



SOC code	Bellingham, Washington MSA occupational title	Estimated employment	Average wage	Percentiles			Annual wage
				25th	50th	75th	
25-1072	Nursing Instructors and Teachers, Postsecondary	82	-	-	-	-	\$75,960
19-5011	Occupational Health and Safety Specialists	51	\$44.37	\$37.98	\$45.92	\$48.65	\$92,290
29-1122	Occupational Therapists	50	\$44.58	\$37.61	\$46.22	\$46.87	\$92,730
43-9199	Office and Administrative Support Workers, All Other	167	\$19.63	\$14.65	\$18.56	\$23.16	\$40,820
43-9061	Office Clerks, General	1,751	\$20.39	\$17.18	\$18.29	\$22.73	\$42,420
47-2073	Operating Engineers and Other Construction Equipment Operators	277	\$35.97	\$28.73	\$36.51	\$45.66	\$74,820
29-2081	Opticians, Dispensing	67	\$21.77	\$17.75	\$22.32	\$28.12	\$45,290
29-1041	Optometrists	20	\$65.99	\$50.82	\$73.52	\$73.52	\$137,250
43-4151	Order Clerks	51	\$19.43	\$17.95	\$18.23	\$22.55	\$40,410
49-3053	Outdoor Power Equipment and Other Small Engine Mechanics	23	\$21.54	\$18.23	\$22.22	\$23.11	\$44,800
51-9111	Packaging and Filling Machine Operators and Tenders	297	\$16.76	\$14.14	\$16.38	\$17.87	\$34,870
53-7064	Packers and Packagers, Hand	428	\$16.39	\$14.59	\$14.59	\$17.34	\$34,100
47-2141	Painters, Construction and Maintenance	219	\$23.77	\$21.00	\$22.70	\$27.95	\$49,450
23-2011	Paralegals and Legal Assistants	78	\$31.14	\$22.36	\$35.13	\$36.70	\$64,760
29-2043	Paramedics	56	\$40.83	\$35.67	\$36.63	\$46.50	\$84,930
53-6021	Parking Attendants	30	\$14.47	\$13.69	\$14.40	\$14.60	\$30,090
41-2022	Parts Salespersons	175	\$21.54	\$15.31	\$18.52	\$27.31	\$44,790
43-3051	Payroll and Timekeeping Clerks	97	\$25.24	\$22.46	\$23.45	\$28.93	\$52,490
13-2052	Personal Financial Advisors	119	\$62.24	\$30.27	\$48.65	\$81.00	\$129,470
29-1051	Pharmacists	189	\$61.59	\$59.45	\$61.40	\$63.95	\$128,100
31-9095	Pharmacy Aides	74	\$16.24	\$14.24	\$14.53	\$17.02	\$33,780
29-2052	Pharmacy Technicians	201	\$21.41	\$17.87	\$22.13	\$22.65	\$44,530
31-9097	Phlebotomists	71	\$18.87	\$17.77	\$17.99	\$21.82	\$39,260
27-4021	Photographers	20	\$21.99	\$17.16	\$18.12	\$27.68	\$45,730
31-2022	Physical Therapist Aides	39	\$15.38	\$14.53	\$14.56	\$14.72	\$31,990
31-2021	Physical Therapist Assistants	49	\$29.10	\$28.25	\$29.42	\$29.75	\$60,530
29-1123	Physical Therapists	144	\$43.45	\$38.06	\$45.97	\$47.94	\$90,370
29-1071	Physician Assistants	60	\$61.98	\$48.47	\$61.54	\$74.55	\$128,920
29-1229	Physicians, All Other	173	\$104.41	\$59.84	\$79.76	-	\$217,170
47-2151	Pipelayers	32	\$27.96	\$22.66	\$28.75	\$35.03	\$58,150
47-2152	Plumbers, Pipefitters, and Steamfitters	379	\$36.46	\$23.30	\$34.40	\$45.55	\$75,850
33-3051	Police and Sheriff's Patrol Officers	235	\$43.22	\$38.53	\$43.63	\$49.46	\$89,890
43-5051	Postal Service Clerks	49	\$25.34	\$22.25	\$24.64	\$30.87	\$52,700
43-5052	Postal Service Mail Carriers	243	\$24.67	\$19.06	\$23.02	\$31.70	\$51,310
43-5053	Postal Service Mail Sorters, Processors, and Processing Machine Operators	11	\$27.00	\$23.69	\$25.61	\$30.87	\$56,170
25-1199	Postsecondary Teachers, All Other	24	-	-	-	-	\$66,030
25-2011	Preschool Teachers, Except Special Education	147	\$17.58	\$14.30	\$16.63	\$19.00	\$36,560
51-5112	Printing Press Operators	52	\$21.02	\$16.74	\$18.46	\$23.38	\$43,710
21-1092	Probation Officers and Correctional Treatment Specialists	28	\$33.50	\$29.06	\$30.55	\$36.15	\$69,680
43-3061	Procurement Clerks	44	\$19.65	\$17.14	\$18.76	\$22.22	\$40,870
27-2012	Producers and Directors	32	\$37.38	\$23.57	\$30.97	\$40.69	\$77,750
51-9199	Production Workers, All Other	19	\$18.33	\$17.14	\$17.14	\$17.87	\$38,120
43-5061	Production, Planning, and Expediting Clerks	252	\$25.82	\$17.83	\$23.10	\$29.82	\$53,700
13-1082	Project Management Specialists	179	\$42.06	\$29.45	\$38.41	\$49.53	\$87,480
11-9141	Property, Real Estate, and Community Association Managers	44	\$43.53	\$29.20	\$37.99	\$56.64	\$90,530

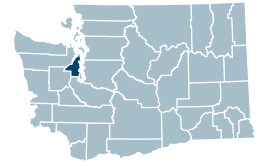
SOC code	Bellingham, Washington MSA occupational title	Estimated employment	Average wage	Percentiles			Annual wage
				25th	50th	75th	
33-9099	Protective Service Workers, All Other	98	\$22.98	\$19.07	\$19.24	\$24.47	\$47,800
25-1066	Psychology Teachers, Postsecondary	26	-	-	-	-	\$75,970
11-2032	Public Relations Managers	23	\$56.61	\$44.66	\$47.29	\$72.72	\$117,750
27-3031	Public Relations Specialists	94	\$32.11	\$24.06	\$30.41	\$37.52	\$66,780
11-3061	Purchasing Managers	15	\$64.29	\$46.13	\$62.21	\$77.95	\$133,710
29-2034	Radiologic Technologists and Technicians	82	\$33.55	\$29.04	\$36.28	\$36.28	\$69,780
41-9022	Real Estate Sales Agents	110	\$29.89	\$22.43	\$27.04	\$36.69	\$62,160
43-4171	Receptionists and Information Clerks	838	\$16.91	\$14.30	\$17.12	\$17.85	\$35,160
25-1193	Recreation and Fitness Studies Teachers, Postsecondary	16	-	-	-	-	\$70,210
39-9032	Recreation Workers	126	\$17.34	\$14.50	\$14.65	\$18.50	\$36,060
53-7081	Refuse and Recyclable Material Collectors	73	\$25.55	\$18.72	\$23.81	\$29.24	\$53,150
29-1141	Registered Nurses	1,599	\$40.58	\$36.31	\$36.31	\$46.55	\$84,410
21-1015	Rehabilitation Counselors	78	\$25.92	\$18.42	\$22.86	\$30.16	\$53,920
43-4181	Reservation and Transportation Ticket Agents and Travel Clerks	95	\$16.83	\$14.12	\$14.38	\$17.74	\$35,000
39-9041	Residential Advisors	40	\$19.86	\$17.59	\$18.17	\$22.80	\$41,310
29-1126	Respiratory Therapists	54	\$34.12	\$28.48	\$36.49	\$36.49	\$70,960
41-2031	Retail Salespersons	2,875	\$17.02	\$14.26	\$14.47	\$17.66	\$35,410
47-2181	Roofers	305	\$26.67	\$21.77	\$23.24	\$29.65	\$55,460
11-2022	Sales Managers	191	\$63.85	\$45.74	\$61.39	\$77.34	\$132,810
41-3091	Sales Reps. of Svcs., Exc. Advertising, Insurance, Financial Svcs., & Travel	315	\$30.70	\$21.31	\$26.18	\$36.98	\$63,860
41-4012	Sales Reps/Wholesale/Mfg, Except Tech/Science Products	786	\$37.24	\$23.11	\$29.73	\$44.68	\$77,450
41-4011	Sales Reps/Wholesale/Mfg, Tech/Scientific Products	144	\$46.48	\$30.73	\$39.25	\$58.98	\$96,680
51-7041	Sawing Machine Setters, Operators, and Tenders, Wood	136	\$18.22	\$15.12	\$17.85	\$22.15	\$37,890
19-3034	School Psychologists	30	\$43.95	\$37.16	\$45.41	\$49.81	\$91,420
25-2031	Secondary School Teachers, Except Special and Career/Technical Education	376	-	-	-	-	\$84,840
43-6014	Secretaries & Administrative Assistants, Except Legal, Medical, & Executive	866	\$21.68	\$18.13	\$22.34	\$23.39	\$45,090
41-3031	Securities, Commodities, and Financial Services Sales Agents	181	\$29.49	\$21.83	\$23.37	\$29.92	\$61,340
33-9032	Security Guards	355	\$17.94	\$15.25	\$15.25	\$18.26	\$37,300
25-3021	Self-Enrichment Teachers	205	\$20.51	\$14.41	\$17.96	\$22.90	\$42,650
51-9012	Separating & Filtering Machine Setters/Operators/Tenders	80	\$21.87	\$18.08	\$23.12	\$23.37	\$45,480
47-4071	Septic Tank Servicers and Sewer Pipe Cleaners	88	\$28.84	\$22.97	\$28.49	\$33.92	\$59,980
51-6031	Sewing Machine Operators	92	\$16.46	\$14.36	\$16.37	\$17.49	\$34,240
47-2211	Sheet Metal Workers	172	\$32.67	\$22.89	\$29.15	\$37.02	\$67,940
43-5071	Shipping, Receiving, and Inventory Clerks	520	\$19.51	\$16.63	\$18.13	\$22.00	\$40,580
53-3053	Shuttle Drivers and Chauffeurs	67	\$16.98	\$14.35	\$17.79	\$18.08	\$35,310
11-9151	Social and Community Service Managers	84	\$36.92	\$28.36	\$36.12	\$45.58	\$76,790
21-1093	Social and Human Service Assistants	203	\$19.53	\$16.19	\$18.25	\$22.18	\$40,620
19-3099	Social Scientists and Related Workers, All Other	27	\$42.01	\$29.25	\$37.25	\$56.61	\$87,370
15-1252	Software Developers	457	\$51.94	\$37.95	\$49.33	\$62.40	\$108,040
15-1253	Software Quality Assurance Analysts and Testers	36	\$36.57	\$27.26	\$34.30	\$44.50	\$76,060
25-2052	Special Education Teachers, Kindergarten and Elementary School	78	-	-	-	-	\$82,040
25-2057	Special Education Teachers, Middle School	34	-	-	-	-	\$81,970
25-2051	Special Education Teachers, Preschool	18	-	-	-	-	\$74,910
25-2058	Special Education Teachers, Secondary School	59	-	-	-	-	\$81,800
27-1014	Special Effects Artists and Animators	16	\$35.27	\$29.24	\$33.59	\$39.43	\$73,370

SOC code	Bellingham, Washington MSA occupational title	Estimated employment	Average wage	Percentiles			Annual wage
				25th	50th	75th	
29-1127	Speech-Language Pathologists	69	\$42.34	\$37.16	\$45.72	\$47.89	\$88,070
15-2041	Statisticians	20	\$38.60	\$33.73	\$37.38	\$41.16	\$80,290
53-7065	Stockers and Order Fillers	1,181	\$17.89	\$14.59	\$17.16	\$20.77	\$37,210
47-2221	Structural Iron and Steel Workers	96	\$37.93	\$29.09	\$38.21	\$46.06	\$78,900
51-2041	Structural Metal Fabricators and Fitters	52	\$25.84	\$18.27	\$26.17	\$32.45	\$53,750
21-1018	Substance Abuse, Behavioral Disorder, and Mental Health Counselors	292	\$26.53	\$21.54	\$23.88	\$29.68	\$55,170
25-3031	Substitute Teachers, Short-Term	404	\$18.58	\$17.78	\$17.78	\$18.55	\$38,640
29-2055	Surgical Technologists	55	\$25.79	\$22.77	\$22.77	\$28.43	\$53,640
17-3031	Surveying and Mapping Technicians	53	\$26.39	\$21.96	\$27.80	\$29.63	\$54,900
17-1022	Surveyors	27	\$40.45	\$29.92	\$43.05	\$48.05	\$84,130
43-2011	Switchboard Operators, Including Answering Service	27	\$18.34	\$16.29	\$16.71	\$18.24	\$38,150
47-2082	Tapers	130	\$30.65	\$23.39	\$29.14	\$36.98	\$63,740
25-3099	Teachers and Instructors, All Other	39	-	-	-	-	\$68,070
25-9045	Teaching Assistants, Except Postsecondary	940	-	-	-	-	\$40,220
25-9044	Teaching Assistants, Postsecondary	109	-	-	-	-	\$37,590
27-3042	Technical Writers	23	\$33.73	\$24.26	\$30.13	\$39.43	\$70,150
49-2022	Telecommunications Equipment Installers and Repairers, Exc.Line Installers	71	\$29.42	\$22.71	\$29.13	\$35.10	\$61,190
43-3071	Tellers	409	\$18.14	\$17.49	\$17.83	\$18.10	\$37,730
51-6064	Textile Winding, Twisting, & Drawing Out Machine Setters, Oprs., & Tenders	77	\$16.21	\$13.69	\$14.46	\$17.92	\$33,720
49-3093	Tire Repairers and Changers	83	\$17.14	\$14.14	\$17.17	\$17.57	\$35,660
51-4194	Tool Grinders, Filers, and Sharpeners	14	\$23.65	\$23.05	\$23.38	\$23.95	\$49,190
39-7010	Tour and travel guides	16	\$18.17	\$14.60	\$17.41	\$19.81	\$37,800
13-1151	Training and Development Specialists	131	\$34.52	\$23.28	\$29.60	\$43.63	\$71,810
11-3071	Transportation, Storage, and Distribution Managers	36	\$49.12	\$37.02	\$47.41	\$60.35	\$102,160
53-1047	Transportation/Material Moving Supervisors/No Cargo Handlers	310	\$29.25	\$22.71	\$28.36	\$35.42	\$60,850
37-3013	Tree Trimmers and Pruners	86	\$25.90	\$23.76	\$23.76	\$25.93	\$53,860
25-3041	Tutors	47	\$15.86	\$14.25	\$14.49	\$17.20	\$32,990
19-3051	Urban and Regional Planners	54	\$41.14	\$36.06	\$38.60	\$45.41	\$85,560
29-1131	Veterinarians	81	\$53.47	\$44.99	\$58.08	\$62.26	\$111,220
31-9096	Veterinary Assistants and Laboratory Animal Caretakers	105	\$16.73	\$14.43	\$16.80	\$17.62	\$34,810
29-2056	Veterinary Technologists and Technicians	87	\$22.01	\$21.58	\$22.09	\$22.34	\$45,770
35-3031	Waiters and Waitresses	974	\$20.33	\$14.30	\$15.31	\$23.62	\$42,280
51-8031	Water and Wastewater Treatment Plant and System Operators	75	\$33.87	\$29.08	\$36.42	\$36.58	\$70,440
15-1255	Web and Digital Interface Designers	82	\$41.96	\$29.46	\$37.86	\$54.58	\$87,280
15-1254	Web Developers	37	\$31.41	\$22.91	\$29.24	\$37.24	\$65,330
43-5111	Weighers, Measurers, Checkers, and Samplers, Recordkeeping	22	\$20.38	\$18.01	\$19.55	\$22.22	\$42,400
51-4121	Welders, Cutters, Solderers, and Brazers	263	\$26.74	\$21.91	\$23.65	\$30.16	\$55,620
51-7042	Woodworking Machine Setters, Operators, and Tenders, Exc. Sawing	155	\$18.76	\$17.59	\$17.92	\$21.20	\$39,020
27-3043	Writers and Authors	23	\$29.38	\$26.18	\$30.21	\$30.21	\$61,110
19-1023	Zoologists and Wildlife Biologists	24	\$35.05	\$23.89	\$32.48	\$38.60	\$72,900



# Bremerton-Silverdale, Washington MSA

## 2022 Occupational Employment and Wage Estimates Includes Kitsap County



SOC code	Bremerton-Silverdale, Washington MSA occupational title	Estimated employment	Average wage	Percentiles			Annual wage
				25th	50th	75th	
13-2011	Accountants and Auditors	481	\$38.80	\$29.36	\$36.57	\$46.17	\$80,690
11-3012	Administrative Services Managers	28	\$57.14	\$47.64	\$57.41	\$62.95	\$118,850
41-3011	Advertising Sales Agents	47	\$30.12	\$21.90	\$27.33	\$43.21	\$62,650
39-3091	Amusement and Recreation Attendants	121	\$14.73	\$13.69	\$14.36	\$14.65	\$30,630
39-2021	Animal Caretakers	162	\$16.17	\$14.25	\$14.63	\$17.44	\$33,640
39-2011	Animal Trainers	13	\$16.41	\$14.47	\$14.89	\$17.98	\$34,130
17-1011	Architects, Except Landscape and Naval	100	\$39.23	\$29.51	\$36.63	\$46.28	\$81,590
17-3011	Architectural and Civil Drafters	41	\$29.44	\$23.40	\$29.47	\$32.04	\$61,230
11-9041	Architectural and Engineering Managers	104	\$74.22	\$64.20	\$70.72	\$77.71	\$154,390
53-6031	Automotive and Watercraft Service Attendants	131	\$16.36	\$14.49	\$14.64	\$17.96	\$34,030
49-3021	Automotive Body and Related Repairers	103	\$25.00	\$21.42	\$22.88	\$28.36	\$51,990
49-3023	Automotive Service Technicians and Mechanics	395	\$24.35	\$18.18	\$22.88	\$28.98	\$50,640
51-3011	Bakers	134	\$17.10	\$14.66	\$16.90	\$17.82	\$35,570
35-3011	Bartenders	317	\$19.63	\$14.47	\$16.78	\$22.83	\$40,830
49-3091	Bicycle Repairers	13	\$17.86	\$16.86	\$17.10	\$18.23	\$37,160
43-3011	Bill and Account Collectors	26	\$20.43	\$17.88	\$18.59	\$22.68	\$42,490
43-3021	Billing and Posting Clerks	306	\$20.22	\$17.91	\$18.34	\$22.58	\$42,050
19-1029	Biological Scientists, All Other	28	\$43.55	\$36.97	\$44.89	\$50.33	\$90,590
19-4021	Biological Technicians	80	\$24.42	\$22.55	\$22.91	\$22.91	\$50,790
47-2011	Boilermakers	15	\$28.79	\$18.60	\$33.22	\$33.22	\$59,880
43-3031	Bookkeeping, Accounting, and Auditing Clerks	823	\$24.07	\$18.52	\$22.99	\$28.73	\$50,070
49-3031	Bus and Truck Mechanics and Diesel Engine Specialists	106	\$33.35	\$28.96	\$34.86	\$37.63	\$69,360
53-3051	Bus Drivers, School	269	\$25.85	\$22.75	\$26.96	\$29.73	\$53,770
13-1199	Business Operations Specialists, All Other	2,068	\$41.55	\$31.89	\$41.99	\$49.41	\$86,420
51-3021	Butchers and Meat Cutters	108	\$21.70	\$18.09	\$22.22	\$23.38	\$45,140
13-1020	Buyers and Purchasing Agents	389	\$36.33	\$26.58	\$30.95	\$46.48	\$75,560
51-7011	Cabinetmakers and Bench Carpenters	86	\$24.10	\$18.74	\$22.34	\$28.95	\$50,130
53-5021	Captains, Mates, and Pilots of Water Vessels	22	\$45.72	\$33.03	\$35.72	\$50.03	\$95,090
25-2023	Career/Technical Education Teachers, Middle School	20	-	-	-	-	\$89,850
25-1194	Career/Technical Education Teachers, Postsecondary	101	\$29.97	\$23.31	\$23.31	\$36.94	\$62,340
25-2032	Career/Technical Education Teachers, Secondary School	92	-	-	-	-	\$90,350
47-2031	Carpenters	926	\$29.05	\$23.23	\$28.73	\$35.32	\$60,420
17-1021	Cartographers and Photogrammetrists	13	\$41.03	\$34.35	\$40.24	\$47.64	\$85,330
41-2011	Cashiers	1,775	\$16.37	\$14.22	\$14.47	\$17.64	\$34,060
47-2051	Cement Masons and Concrete Finishers	90	\$25.95	\$21.21	\$23.10	\$30.22	\$53,970
35-1011	Chefs and Head Cooks	95	\$24.66	\$17.74	\$23.55	\$28.41	\$51,290
19-4031	Chemical Technicians	11	\$24.83	\$18.79	\$22.90	\$29.00	\$51,640
19-2031	Chemists	70	\$42.76	\$34.35	\$42.17	\$50.33	\$88,930
11-1011	Chief Executives	39	\$105.13	\$73.39	\$96.92	-	\$218,670
21-1021	Child, Family, and School Social Workers	229	\$28.45	\$23.35	\$29.39	\$34.11	\$59,170

SOC code	Bremerton-Silverdale, Washington MSA occupational title	Estimated employment	Average wage	Percentiles			Annual wage
				25th	50th	75th	
39-9011	Childcare Workers	109	\$15.59	\$14.36	\$14.52	\$16.43	\$32,420
29-1011	Chiropractors	27	\$42.08	\$28.67	\$29.79	\$47.16	\$87,530
17-3022	Civil Engineering Technologists and Technicians	50	\$35.53	\$29.99	\$37.33	\$37.33	\$73,910
17-2051	Civil Engineers	227	\$45.28	\$37.24	\$44.89	\$49.23	\$94,190
13-1031	Claims Adjusters, Examiners, and Investigators	52	\$34.34	\$29.07	\$34.71	\$39.72	\$71,420
53-7061	Cleaners of Vehicles and Equipment	171	\$17.70	\$14.35	\$14.77	\$18.79	\$36,810
21-2011	Clergy	17	\$30.89	\$25.05	\$30.23	\$36.51	\$64,250
19-3033	Clinical and Counseling Psychologists	-	\$30.35	\$22.63	\$22.63	\$28.48	\$63,120
29-2010	Clinical Laboratory Technologists and Technicians	91	\$29.99	\$22.72	\$29.23	\$36.50	\$62,380
27-2022	Coaches and Scouts	177	-	-	-	-	\$47,200
51-9124	Coating, Painting, and Spraying Machine Setters, Operators, and Tenders	67	\$27.00	\$18.48	\$28.65	\$33.64	\$56,160
21-1099	Community and Social Service Specialists, All Other	37	\$22.08	\$18.52	\$18.67	\$23.72	\$45,930
21-1094	Community Health Workers	-	\$26.01	\$18.48	\$23.41	\$29.07	\$54,090
13-1041	Compliance Officers	113	\$40.55	\$29.43	\$37.33	\$48.83	\$84,350
11-3021	Computer and Information Systems Managers	104	\$69.16	\$57.41	\$66.63	\$78.39	\$143,850
17-2061	Computer Hardware Engineers	39	\$51.50	\$43.53	\$50.33	\$58.23	\$107,120
15-1241	Computer Network Architects	32	\$48.50	\$38.81	\$47.47	\$48.61	\$100,870
15-1231	Computer Network Support Specialists	64	\$31.89	\$23.41	\$35.53	\$37.45	\$66,320
15-1299	Computer Occupations, All Other	588	\$46.43	\$39.72	\$46.25	\$51.88	\$96,570
15-1251	Computer Programmers	-	\$43.27	\$30.68	\$37.58	\$55.20	\$90,000
15-1211	Computer Systems Analysts	155	\$47.12	\$37.33	\$47.90	\$51.43	\$98,010
15-1232	Computer User Support Specialists	287	\$27.62	\$22.44	\$27.18	\$29.93	\$57,450
49-2011	Computer, Automated Teller, and Office Machine Repairers	42	\$20.83	\$17.27	\$18.40	\$23.11	\$43,320
19-1031	Conservation Scientists	11	\$35.97	\$23.17	\$36.56	\$38.58	\$74,810
47-4011	Construction and Building Inspectors	59	\$36.25	\$30.38	\$37.33	\$39.58	\$75,400
47-2061	Construction Laborers	664	\$24.04	\$17.92	\$22.23	\$28.76	\$49,990
11-9021	Construction Managers	191	\$49.23	\$36.85	\$47.00	\$61.38	\$102,390
35-2011	Cooks, Fast Food	335	\$15.58	\$14.54	\$14.93	\$17.14	\$32,400
35-2012	Cooks, Institution and Cafeteria	210	\$19.17	\$16.83	\$18.43	\$21.95	\$39,880
35-2014	Cooks, Restaurant	862	\$18.08	\$17.12	\$17.77	\$18.31	\$37,610
35-2015	Cooks, Short Order	45	\$16.54	\$14.77	\$14.95	\$17.68	\$34,410
13-1051	Cost Estimators	127	\$38.60	\$29.08	\$36.57	\$46.17	\$80,290
41-2021	Counter and Rental Clerks	362	\$17.87	\$14.39	\$17.14	\$20.94	\$37,170
43-4031	Court, Municipal, and License Clerks	119	\$26.51	\$22.79	\$28.47	\$29.00	\$55,140
13-2041	Credit Analysts	27	\$39.81	\$29.24	\$35.81	\$49.33	\$82,800
43-4051	Customer Service Representatives	919	\$18.46	\$14.44	\$17.41	\$21.94	\$38,390
43-9021	Data Entry Keyers	24	\$16.62	\$13.69	\$14.63	\$18.03	\$34,570
15-2051	Data Scientists	10	\$53.84	\$44.46	\$56.84	\$62.85	\$111,980
15-1242	Database Administrators	-	\$34.68	\$22.87	\$29.28	\$45.67	\$72,130
41-9011	Demonstrators and Product Promoters	42	\$16.46	\$14.53	\$14.71	\$17.59	\$34,240
31-9091	Dental Assistants	344	\$22.21	\$18.51	\$22.71	\$23.15	\$46,200
29-1292	Dental Hygienists	176	\$50.53	\$46.56	\$47.78	\$59.65	\$105,100
51-9081	Dental Laboratory Technicians	15	\$22.22	\$18.13	\$21.56	\$29.12	\$46,220
29-1021	Dentists, General	83	\$74.69	\$13.95	\$84.15	-	\$155,360
27-1029	Designers, All Other	14	\$38.19	\$30.06	\$30.66	\$44.93	\$79,440

SOC code	Bremerton-Silverdale, Washington MSA occupational title	Estimated employment	Average wage	Percentiles			Annual wage
				25th	50th	75th	
33-3021	Detectives and Criminal Investigators	-	\$53.63	\$42.56	\$49.99	\$70.77	\$111,550
29-2032	Diagnostic Medical Sonographers	32	\$45.73	\$44.42	\$47.44	\$48.18	\$95,130
29-1031	Dietitians and Nutritionists	19	\$34.06	\$29.57	\$36.18	\$37.61	\$70,850
35-9011	Dining Room and Cafeteria Attendants and Bartender Helpers	228	\$15.79	\$14.65	\$14.84	\$15.24	\$32,850
35-9021	Dishwashers	356	\$15.99	\$14.47	\$14.88	\$17.23	\$33,260
43-5032	Dispatchers, Except Police, Fire, and Ambulance	119	\$25.01	\$18.13	\$23.63	\$30.49	\$52,030
17-3019	Drafters, All Other	22	\$27.05	\$21.32	\$23.12	\$29.19	\$56,270
53-3031	Driver/Sales Workers	248	\$15.83	\$14.02	\$14.43	\$17.34	\$32,930
11-9039	Education Administrators, All Other	27	\$46.08	\$29.57	\$48.61	\$58.23	\$95,840
11-9032	Education Administrators, Kindergarten through Secondary	157	-	-	-	-	\$133,160
11-9031	Education and Childcare Administrators, Preschool and Daycare	23	\$26.05	\$20.68	\$23.00	\$29.40	\$54,190
25-9099	Educational Instruction and Library Workers, All Other	26	\$31.77	\$26.33	\$30.95	\$38.42	\$66,090
21-1012	Educational, Guidance, and Career Counselors and Advisors	105	\$41.24	\$30.85	\$38.65	\$48.99	\$85,770
17-3023	Electrical and Electronic Engineering Technologists and Technicians	262	\$41.68	\$36.44	\$42.17	\$48.97	\$86,700
49-2094	Electrical and Electronics Repairers, Commercial and Industrial Equip.	266	\$34.44	\$31.44	\$35.34	\$37.81	\$71,640
17-2071	Electrical Engineers	187	\$46.47	\$34.70	\$44.89	\$53.38	\$96,660
49-9051	Electrical Power-Line Installers and Repairers	63	\$40.28	\$33.03	\$35.51	\$48.81	\$83,770
51-2028	Electrical/Electronic/Electromechanical Assemblers Only	50	\$20.37	\$16.17	\$18.09	\$22.81	\$42,360
47-2111	Electricians	1,066	\$31.39	\$24.79	\$30.57	\$35.51	\$65,290
17-2072	Electronics Engineers, Except Computer	142	\$48.64	\$43.53	\$48.97	\$54.99	\$101,170
25-2021	Elementary School Teachers, Except Special Education	816	-	-	-	-	\$80,900
43-4061	Eligibility Interviewers, Government Programs	80	\$26.30	\$23.00	\$25.37	\$29.43	\$54,700
29-2042	Emergency Medical Technicians	74	\$20.95	\$13.69	\$13.69	\$21.64	\$43,570
17-3029	Engineering Technologists and Technicians, Except Drafters, All Other	1,013	\$43.67	\$38.22	\$44.26	\$48.97	\$90,840
17-2199	Engineers, All Other	371	\$56.57	\$48.52	\$56.61	\$66.90	\$117,670
39-1014	Entertainment and Recreation Workers Supervisors, Exc. Gambling Services	29	\$24.68	\$18.30	\$21.32	\$29.44	\$51,340
17-2081	Environmental Engineers	70	\$47.86	\$37.60	\$47.61	\$53.05	\$99,540
19-4042	Environmental Science and Protection Technicians, Including Health	18	\$27.31	\$24.02	\$29.00	\$30.38	\$56,800
19-2041	Environmental Scientists and Specialists, Including Health	153	\$39.59	\$29.75	\$37.65	\$45.22	\$82,350
43-6011	Executive Secretaries and Executive Administrative Assistants	138	\$31.37	\$28.30	\$30.08	\$37.11	\$65,250
39-9031	Exercise Trainers and Group Fitness Instructors	155	\$28.80	\$18.38	\$23.43	\$29.84	\$59,910
11-3013	Facilities Managers	52	\$50.28	\$44.89	\$48.97	\$58.23	\$104,580
45-2092	Farmworkers and Laborers, Crop, Nursery, and Greenhouse	44	\$16.89	\$14.63	\$15.11	\$18.56	\$35,140
45-2093	Farmworkers, Farm, Ranch, and Aquacultural Animals	41	\$15.49	\$13.77	\$13.82	\$16.71	\$32,220
35-3023	Fast Food and Counter Workers	2,796	\$15.39	\$14.47	\$14.62	\$15.47	\$32,010
43-4071	File Clerks	18	\$18.14	\$14.49	\$17.91	\$22.15	\$37,740
13-2051	Financial and Investment Analysts	42	\$39.23	\$33.65	\$37.65	\$39.74	\$81,600
43-3099	Financial Clerks, All Other	13	\$21.06	\$18.20	\$23.18	\$23.22	\$43,810
11-3031	Financial Managers	185	\$66.90	\$47.59	\$60.47	\$78.54	\$139,150
13-2099	Financial Specialists, All Other	198	\$41.61	\$30.95	\$39.72	\$47.61	\$86,550
33-2011	Firefighters	300	\$38.13	\$30.43	\$38.48	\$48.10	\$79,310
47-1011	First-Line Supervisors of Construction Trades and Extraction Workers	724	\$41.79	\$37.80	\$42.91	\$46.15	\$86,930
33-1021	First-Line Supervisors of Firefighting and Prevention Workers	129	\$54.28	\$47.64	\$55.30	\$61.70	\$112,900
35-1012	First-Line Supervisors of Food Preparation and Serving Workers	934	\$21.79	\$17.47	\$21.55	\$23.76	\$45,330
37-1011	First-Line Supervisors of Housekeeping and Janitorial Workers	49	\$24.04	\$18.97	\$23.44	\$29.30	\$50,010

SOC code	Bremerton-Silverdale, Washington MSA occupational title	Estimated employment	Average wage	Percentiles			Annual wage
				25th	50th	75th	
37-1012	First-Line Sprvrs. of Landscaping, Lawn Service, & Groundskeeping Workers	29	\$31.55	\$24.18	\$30.16	\$38.33	\$65,630
49-1011	First-Line Supervisors of Mechanics, Installers, and Repairers	1,030	\$45.11	\$42.14	\$46.15	\$50.97	\$93,830
41-1012	First-Line Supervisors of Non-Retail Sales Workers	63	\$41.23	\$30.67	\$37.24	\$47.33	\$85,770
43-1011	First-Line Supervisors of Office and Administrative Support Workers	771	\$34.47	\$23.43	\$29.67	\$38.72	\$71,690
39-1022	First-Line Supervisors of Personal Service Workers	28	\$22.81	\$21.77	\$22.78	\$23.61	\$47,440
33-1012	First-Line Supervisors of Police and Detectives	88	\$53.41	\$48.19	\$52.03	\$61.38	\$111,090
51-1011	First-Line Supervisors of Production and Operating Workers	503	\$41.12	\$37.25	\$43.45	\$46.61	\$85,530
41-1011	First-Line Supervisors of Retail Sales Workers	915	\$23.86	\$18.16	\$22.57	\$28.37	\$49,630
33-1091	First-Line Supervisors of Security Workers	39	\$26.11	\$22.05	\$24.71	\$30.69	\$54,300
27-1023	Floral Designers	46	\$17.16	\$14.51	\$17.41	\$17.94	\$35,700
51-3092	Food Batchmakers	23	\$17.05	\$16.32	\$17.26	\$17.82	\$35,450
35-2021	Food Preparation Workers	442	\$16.85	\$15.02	\$16.19	\$17.79	\$35,050
35-3041	Food Servers, Nonrestaurant	288	\$16.51	\$14.90	\$15.02	\$17.31	\$34,330
11-9051	Food Service Managers	84	\$38.41	\$28.30	\$35.52	\$46.43	\$79,880
13-1131	Fundraisers	46	\$28.21	\$18.63	\$23.76	\$29.96	\$58,670
11-1021	General and Operations Managers	1,303	\$55.50	\$38.13	\$51.76	\$63.67	\$115,430
27-1024	Graphic Designers	69	\$29.24	\$22.71	\$27.65	\$35.59	\$60,820
51-4033	Grind/Lap/Polish/Buf. Mach. Tool Setters, Oprs, & Tenders, Metal & Plastic	26	\$21.42	\$17.30	\$21.38	\$22.93	\$44,540
39-5012	Hairdressers, Hairstylists, and Cosmetologists	214	\$21.38	\$18.13	\$22.39	\$23.11	\$44,460
47-4041	Hazardous Materials Removal Workers	44	\$25.99	\$22.17	\$27.81	\$30.27	\$54,060
17-2111	Health and Safety Engineers, Except Mining Safety Engineers and Inspectors	12	\$56.01	\$53.05	\$61.11	\$63.08	\$116,490
29-2099	Health Technologists and Technicians, All Other	119	\$24.14	\$18.10	\$22.43	\$28.38	\$50,200
29-1299	Healthcare Diagnosing or Treating Practitioners, All Other	13	\$37.20	\$29.05	\$31.35	\$44.26	\$77,370
21-1022	Healthcare Social Workers	85	\$31.47	\$23.90	\$30.77	\$35.77	\$65,450
31-9099	Healthcare Support Workers, All Other	128	\$23.00	\$17.95	\$22.82	\$27.60	\$47,840
49-9021	Heating, Air Conditioning, and Refrigeration Mechanics and Installers	183	\$28.30	\$22.55	\$28.57	\$33.85	\$58,870
53-3032	Heavy and Tractor-Trailer Truck Drivers	415	\$25.20	\$22.18	\$23.75	\$29.49	\$52,420
51-9198	Helpers--Production Workers	46	\$17.02	\$14.31	\$17.37	\$17.86	\$35,390
47-4051	Highway Maintenance Workers	101	\$28.95	\$23.40	\$29.00	\$31.69	\$60,220
31-1120	Home Health and Personal Care Aides	1,556	\$15.75	\$14.33	\$14.33	\$17.83	\$32,760
35-9031	Hosts and Hostesses, Restaurant, Lounge, and Coffee Shop	224	\$15.62	\$14.41	\$14.64	\$14.88	\$32,500
43-4081	Hotel, Motel, and Resort Desk Clerks	82	\$15.24	\$14.18	\$14.46	\$14.59	\$31,700
43-4161	Human Resources Assistants, Except Payroll and Timekeeping	143	\$22.31	\$18.27	\$23.00	\$25.30	\$46,390
11-3121	Human Resources Managers	52	\$62.62	\$48.49	\$60.99	\$77.90	\$130,240
13-1071	Human Resources Specialists	516	\$38.54	\$29.02	\$37.45	\$47.61	\$80,150
49-9041	Industrial Machinery Mechanics	232	\$34.03	\$29.37	\$34.87	\$39.07	\$70,790
11-3051	Industrial Production Managers	38	\$59.84	\$57.12	\$60.26	\$61.11	\$124,460
53-7051	Industrial Truck and Tractor Operators	57	\$22.52	\$17.01	\$23.07	\$28.19	\$46,850
43-4199	Information and Record Clerks, All Other	346	\$20.77	\$14.33	\$20.70	\$25.30	\$43,210
15-1212	Information Security Analysts	52	\$43.89	\$36.05	\$42.90	\$48.30	\$91,280
51-9061	Inspectors, Testers, Sorters, Samplers, and Weighers	189	\$29.72	\$24.64	\$30.67	\$35.51	\$61,820
49-9099	Installation, Maintenance, and Repair Workers, All Other	1,236	\$30.88	\$25.63	\$30.57	\$35.51	\$64,240
25-9031	Instructional Coordinators	60	\$41.75	\$34.81	\$45.57	\$49.94	\$86,840
47-2132	Insulation Workers, Mechanical	181	\$30.50	\$25.63	\$30.57	\$34.24	\$63,440
43-9041	Insurance Claims and Policy Processing Clerks	38	\$21.99	\$18.20	\$18.35	\$23.10	\$45,740



SOC code	Bremerton-Silverdale, Washington MSA occupational title	Estimated employment	Average wage	Percentiles			Annual wage
				25th	50th	75th	
41-3021	Insurance Sales Agents	143	\$24.52	\$18.07	\$22.63	\$27.45	\$50,990
27-1025	Interior Designers	24	\$30.12	\$23.32	\$29.36	\$34.84	\$62,640
37-2011	Janitors and Cleaners, Except Maids and Housekeeping Cleaners	1,117	\$18.26	\$14.79	\$17.92	\$18.50	\$37,990
23-1023	Judges, Magistrate Judges, and Magistrates	29	\$70.42	\$47.99	\$48.19	\$99.65	\$146,470
25-2012	Kindergarten Teachers, Except Special Education	190	-	-	-	-	\$76,930
13-1075	Labor Relations Specialists	21	\$47.46	\$31.26	\$47.02	\$61.47	\$98,720
53-7062	Laborers and Freight, Stock, and Material Movers, Hand	975	\$19.42	\$14.49	\$17.73	\$23.03	\$40,400
37-3011	Landscaping and Groundskeeping Workers	682	\$19.41	\$16.43	\$18.12	\$22.14	\$40,360
51-6011	Laundry and Dry-Cleaning Workers	57	\$15.21	\$14.29	\$14.48	\$14.71	\$31,630
23-1011	Lawyers	184	\$55.51	\$43.53	\$49.09	\$63.26	\$115,450
51-4192	Layout Workers, Metal and Plastic	487	\$29.89	\$25.63	\$29.37	\$34.24	\$62,170
43-6012	Legal Secretaries and Administrative Assistants	91	\$24.91	\$22.79	\$22.80	\$29.00	\$51,820
23-2099	Legal Support Workers, All Other	28	\$36.02	\$28.97	\$36.51	\$36.93	\$74,920
11-1031	Legislators	45	-	-	-	-	\$136,400
25-4022	Librarians and Media Collections Specialists	101	\$39.35	\$30.01	\$38.04	\$47.01	\$81,860
43-4121	Library Assistants, Clerical	78	\$18.75	\$17.68	\$17.68	\$22.68	\$39,010
25-4031	Library Technicians	70	\$23.00	\$18.13	\$23.00	\$24.14	\$47,840
29-2061	Licensed Practical and Licensed Vocational Nurses	247	\$28.79	\$27.52	\$29.00	\$29.45	\$59,890
53-3033	Light Truck Drivers	590	\$20.62	\$14.82	\$17.68	\$22.45	\$42,890
43-4131	Loan Interviewers and Clerks	109	\$23.98	\$18.34	\$22.72	\$27.23	\$49,880
13-2072	Loan Officers	254	\$37.14	\$22.71	\$28.21	\$46.98	\$77,260
11-9081	Lodging Managers	22	\$34.46	\$22.35	\$28.43	\$43.21	\$71,670
13-1081	Logisticians	369	\$41.63	\$34.04	\$41.99	\$48.52	\$86,590
51-4041	Machinists	352	\$31.02	\$27.37	\$31.73	\$35.51	\$64,520
29-2035	Magnetic Resonance Imaging Technologists	19	\$47.87	\$37.98	\$47.20	\$60.54	\$99,560
37-2012	Maids and Housekeeping Cleaners	307	\$15.62	\$14.51	\$14.71	\$17.06	\$32,490
43-9051	Mail Clerks and Mail Machine Operators, Except Postal Service	37	\$18.31	\$14.63	\$16.81	\$20.70	\$38,090
49-9071	Maintenance and Repair Workers, General	698	\$24.44	\$18.03	\$22.79	\$29.43	\$50,840
13-1111	Management Analysts	652	\$44.44	\$36.31	\$42.17	\$48.97	\$92,440
11-9199	Managers, All Other	196	\$60.41	\$48.33	\$58.23	\$70.72	\$125,640
17-2121	Marine Engineers and Naval Architects	180	\$45.14	\$40.81	\$44.89	\$50.14	\$93,890
13-1161	Market Research Analysts and Marketing Specialists	290	\$33.16	\$22.81	\$29.02	\$38.02	\$68,980
11-2021	Marketing Managers	59	\$57.77	\$38.89	\$50.66	\$71.61	\$120,160
31-9011	Massage Therapists	64	\$35.99	\$29.49	\$29.76	\$38.59	\$74,850
17-3013	Mechanical Drafters	21	\$27.83	\$23.60	\$28.59	\$29.94	\$57,880
17-2141	Mechanical Engineers	658	\$45.06	\$35.18	\$44.89	\$50.33	\$93,710
27-4099	Media and Communication Equipment Workers, All Other	20	\$40.63	\$33.48	\$42.17	\$50.33	\$84,500
11-9111	Medical and Health Services Managers	107	\$55.16	\$36.85	\$47.90	\$61.53	\$114,730
31-9092	Medical Assistants	546	\$21.20	\$18.11	\$21.97	\$23.01	\$44,090
31-9093	Medical Equipment Preparers	41	\$19.83	\$15.10	\$18.05	\$22.36	\$41,250
49-9062	Medical Equipment Repairers	26	\$28.55	\$21.13	\$28.43	\$36.86	\$59,390
29-2072	Medical Records Specialists	105	\$22.72	\$18.07	\$22.43	\$25.30	\$47,270
43-6013	Medical Secretaries and Administrative Assistants	178	\$22.33	\$18.20	\$22.85	\$23.18	\$46,450
13-1121	Meeting, Convention, and Event Planners	51	\$24.97	\$20.77	\$23.21	\$28.80	\$51,950
21-1023	Mental Health and Substance Abuse Social Workers	49	\$27.38	\$18.48	\$29.39	\$34.11	\$56,940

SOC code	Bremerton-Silverdale, Washington MSA occupational title	Estimated employment	Average wage	Percentiles			Annual wage
				25th	50th	75th	
27-1026	Merchandise Displayers and Window Trimmers	123	\$18.44	\$14.72	\$17.34	\$18.37	\$38,350
51-4199	Metal Workers and Plastic Workers, All Other	81	\$31.33	\$26.18	\$35.51	\$38.95	\$65,160
25-2022	Middle School Teachers, Except Special and Career/Technical Education	293	-	-	-	-	\$82,750
51-2090	Miscellaneous Assemblers and Fabricators	229	\$18.31	\$14.56	\$17.59	\$18.94	\$38,080
49-3042	Mobile Heavy Equipment Mechanics, Except Engines	141	\$30.71	\$26.60	\$30.35	\$35.51	\$63,880
51-9195	Molders, Shapers, and Casters, Except Metal and Plastic	19	\$24.74	\$18.57	\$24.07	\$30.57	\$51,470
39-4031	Morticians, Undertakers, and Funeral Arrangers	12	\$30.07	\$22.55	\$28.73	\$37.28	\$62,540
53-3099	Motor Vehicle Operators, All Other	65	\$26.35	\$22.83	\$28.90	\$31.14	\$54,800
49-3051	Motorboat Mechanics and Service Technicians	33	\$24.77	\$22.23	\$23.13	\$28.73	\$51,530
25-4013	Museum Technicians and Conservators	15	\$27.31	\$18.15	\$22.92	\$38.58	\$56,800
11-9121	Natural Sciences Managers	32	\$63.24	\$48.64	\$59.85	\$67.45	\$131,540
15-1244	Network and Computer Systems Administrators	125	\$39.99	\$35.30	\$38.40	\$47.44	\$83,180
29-1171	Nurse Practitioners	57	\$58.41	\$48.37	\$60.29	\$63.25	\$121,500
31-1131	Nursing Assistants	876	\$17.57	\$14.82	\$17.74	\$18.03	\$36,550
19-5011	Occupational Health and Safety Specialists	168	\$43.44	\$36.31	\$43.53	\$47.83	\$90,340
19-5012	Occupational Health and Safety Technicians	13	\$28.14	\$26.84	\$28.31	\$29.90	\$58,530
29-1122	Occupational Therapists	63	\$40.52	\$36.27	\$38.09	\$47.76	\$84,280
31-2011	Occupational Therapy Assistants	12	\$30.05	\$23.59	\$30.03	\$38.12	\$62,510
43-9199	Office and Administrative Support Workers, All Other	148	\$20.89	\$16.14	\$21.66	\$24.54	\$43,450
43-9061	Office Clerks, General	1,448	\$20.20	\$14.99	\$18.26	\$22.88	\$42,010
47-2073	Operating Engineers and Other Construction Equipment Operators	198	\$33.58	\$29.26	\$29.83	\$38.09	\$69,840
29-2057	Ophthalmic Medical Technicians	74	\$20.97	\$17.64	\$18.58	\$22.83	\$43,610
29-2081	Opticians, Dispensing	75	\$21.95	\$17.94	\$22.13	\$27.30	\$45,650
29-1041	Optometrists	24	\$60.59	\$37.61	\$62.45	\$73.29	\$126,030
43-4151	Order Clerks	27	\$18.18	\$14.33	\$18.13	\$18.47	\$37,810
49-3053	Outdoor Power Equipment and Other Small Engine Mechanics	17	\$24.35	\$22.45	\$23.69	\$28.98	\$50,640
51-9111	Packaging and Filling Machine Operators and Tenders	38	\$16.51	\$14.46	\$14.68	\$18.34	\$34,340
53-7064	Packers and Packagers, Hand	186	\$18.15	\$14.64	\$17.34	\$17.77	\$37,750
47-2141	Painters, Construction and Maintenance	796	\$26.59	\$22.89	\$25.30	\$30.01	\$55,310
23-2011	Paralegals and Legal Assistants	121	\$29.62	\$23.57	\$28.14	\$33.88	\$61,610
29-2043	Paramedics	90	\$41.06	\$38.24	\$43.00	\$46.88	\$85,400
53-6021	Parking Attendants	39	\$14.78	\$13.95	\$14.38	\$15.92	\$30,730
41-2022	Parts Salespersons	156	\$19.23	\$14.53	\$17.59	\$21.74	\$39,990
43-3051	Payroll and Timekeeping Clerks	54	\$26.67	\$21.97	\$23.81	\$30.14	\$55,480
13-2052	Personal Financial Advisors	79	\$72.84	\$38.11	\$60.77	-	\$151,510
37-2021	Pest Control Workers	33	\$21.24	\$18.70	\$18.70	\$23.30	\$44,180
29-1051	Pharmacists	203	\$63.40	\$59.94	\$62.04	\$73.31	\$131,880
31-9095	Pharmacy Aides	56	\$17.17	\$14.39	\$17.06	\$17.54	\$35,710
29-2052	Pharmacy Technicians	220	\$21.67	\$18.13	\$22.20	\$22.72	\$45,070
31-2021	Physical Therapist Assistants	43	\$26.56	\$22.93	\$28.50	\$30.27	\$55,240
29-1123	Physical Therapists	135	\$44.38	\$37.52	\$45.97	\$48.36	\$92,310
29-1071	Physician Assistants	70	\$63.47	\$49.44	\$61.92	\$74.56	\$132,010
29-1229	Physicians, All Other	127	\$117.38	\$79.24	-	-	\$244,140
47-2151	Pipelayers	49	\$32.23	\$30.03	\$32.17	\$38.19	\$67,030
47-2152	Plumbers, Pipefitters, and Steamfitters	973	\$31.75	\$25.63	\$30.35	\$35.02	\$66,040

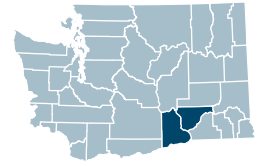
SOC code	Bremerton-Silverdale, Washington MSA occupational title	Estimated employment	Average wage	Percentiles			Annual wage
				25th	50th	75th	
33-3051	Police and Sheriff's Patrol Officers	302	\$40.43	\$34.06	\$45.68	\$47.38	\$84,100
43-5051	Postal Service Clerks	65	\$25.14	\$21.77	\$24.64	\$30.87	\$52,280
43-5052	Postal Service Mail Carriers	266	\$25.13	\$19.06	\$23.02	\$32.32	\$52,270
43-5053	Postal Service Mail Sorters, Processors, and Processing Machine Operators	11	\$26.69	\$21.29	\$27.87	\$30.87	\$55,520
11-9131	Postmasters and Mail Superintendents	15	\$39.89	\$35.84	\$39.06	\$42.92	\$82,980
25-2011	Preschool Teachers, Except Special Education	222	\$16.52	\$14.28	\$15.92	\$17.73	\$34,370
51-5112	Printing Press Operators	27	\$21.03	\$14.74	\$18.80	\$23.26	\$43,740
21-1092	Probation Officers and Correctional Treatment Specialists	53	\$34.80	\$30.51	\$33.72	\$37.65	\$72,390
43-3061	Procurement Clerks	156	\$25.79	\$23.77	\$26.07	\$28.37	\$53,630
27-2012	Producers and Directors	21	\$36.97	\$27.92	\$38.52	\$44.89	\$76,910
43-5061	Production, Planning, and Expediting Clerks	590	\$32.28	\$24.64	\$29.91	\$44.89	\$67,140
13-1082	Project Management Specialists	151	\$42.52	\$33.69	\$44.94	\$47.07	\$88,430
13-2020	Property Appraisers and Assessors	15	\$36.40	\$29.42	\$37.33	\$37.33	\$75,700
11-9141	Property, Real Estate, and Community Association Managers	36	\$40.66	\$28.45	\$35.18	\$47.59	\$84,580
33-9099	Protective Service Workers, All Other	159	\$20.28	\$14.64	\$19.24	\$23.85	\$42,190
29-1223	Psychiatrists	-	\$119.00	\$58.81	\$94.24	-	\$247,530
27-3031	Public Relations Specialists	74	\$37.06	\$26.58	\$36.98	\$47.62	\$77,090
43-5031	Public Safety Telecommunicators	-	\$31.83	\$29.00	\$31.31	\$36.82	\$66,200
11-3061	Purchasing Managers	18	\$64.31	\$57.40	\$63.08	\$66.90	\$133,770
49-2021	Radio, Cellular, and Tower Equipment Installers and Repairers	14	\$38.92	\$26.85	\$42.61	\$47.38	\$80,940
29-2034	Radiologic Technologists and Technicians	80	\$37.40	\$29.54	\$37.21	\$45.80	\$77,790
41-9021	Real Estate Brokers	37	\$43.49	\$29.22	\$38.47	\$45.25	\$90,460
41-9022	Real Estate Sales Agents	68	\$36.27	\$28.61	\$34.56	\$38.26	\$75,430
43-4171	Receptionists and Information Clerks	755	\$17.30	\$14.51	\$17.34	\$18.00	\$35,980
39-9032	Recreation Workers	116	\$17.78	\$14.71	\$16.47	\$18.14	\$36,990
29-1141	Registered Nurses	1,313	\$42.89	\$37.02	\$38.27	\$47.30	\$89,210
21-1015	Rehabilitation Counselors	162	\$21.98	\$18.55	\$21.39	\$23.41	\$45,720
39-9041	Residential Advisors	25	\$19.51	\$16.59	\$18.55	\$22.61	\$40,570
41-2031	Retail Salespersons	3,256	\$17.37	\$14.37	\$14.61	\$17.73	\$36,140
49-9096	Riggers	581	\$30.33	\$25.63	\$30.35	\$35.44	\$63,080
47-2181	Roofers	135	\$26.97	\$22.04	\$23.30	\$29.11	\$56,100
53-5011	Sailors and Marine Oilers	43	\$31.31	\$29.37	\$30.57	\$32.92	\$65,120
41-9099	Sales and Related Workers, All Other	-	\$17.67	\$14.37	\$14.37	\$17.89	\$36,750
11-2022	Sales Managers	128	\$68.76	\$39.07	\$62.34	\$85.26	\$143,020
41-3091	Sales Reps. of Svcs., Exc. Advertising, Insurance, Financial Svcs., & Travel	239	\$35.89	\$21.82	\$29.26	\$45.03	\$74,640
41-4012	Sales Reps/Wholesale/Mfg, Except Tech/Science Products	340	\$35.37	\$23.30	\$30.10	\$38.55	\$73,570
41-4011	Sales Reps/Wholesale/Mfg, Tech/Scientific Products	-	\$54.09	\$29.43	\$48.35	\$66.08	\$112,510
19-3034	School Psychologists	42	\$44.43	\$30.09	\$46.49	\$48.84	\$92,410
25-2031	Secondary School Teachers, Except Special and Career/Technical Education	391	-	-	-	-	\$86,000
43-6014	Secretaries and Admin. Assistants, Except Legal, Medical, and Executive	865	\$22.34	\$18.13	\$22.53	\$24.14	\$46,460
41-3031	Securities, Commodities, and Financial Services Sales Agents	165	\$28.08	\$18.42	\$23.73	\$29.61	\$58,400
49-2098	Security and Fire Alarm Systems Installers	21	\$32.49	\$28.57	\$29.43	\$43.04	\$67,570
33-9032	Security Guards	474	\$20.45	\$16.21	\$17.09	\$21.79	\$42,540
25-3021	Self-Enrichment Teachers	141	\$22.18	\$17.61	\$22.31	\$23.08	\$46,140
51-9012	Separating & Filtering Machine Setters/Operators/Tenders	38	\$21.62	\$17.71	\$18.61	\$23.47	\$44,980

SOC code	Bremerton-Silverdale, Washington MSA occupational title	Estimated employment	Average wage	Percentiles			Annual wage
				25th	50th	75th	
47-4071	Septic Tank Servicers and Sewer Pipe Cleaners	49	\$26.19	\$22.79	\$29.00	\$29.00	\$54,480
51-6031	Sewing Machine Operators	44	\$16.07	\$14.14	\$16.47	\$16.91	\$33,420
47-2211	Sheet Metal Workers	253	\$31.92	\$27.57	\$31.73	\$35.51	\$66,390
43-5071	Shipping, Receiving, and Inventory Clerks	296	\$21.71	\$17.72	\$21.13	\$26.21	\$45,150
53-3053	Shuttle Drivers and Chauffeurs	144	\$18.96	\$15.07	\$18.49	\$23.53	\$39,430
11-9151	Social and Community Service Managers	68	\$35.75	\$29.02	\$33.30	\$40.57	\$74,370
21-1093	Social and Human Service Assistants	194	\$19.78	\$14.93	\$18.33	\$23.10	\$41,140
19-3099	Social Scientists and Related Workers, All Other	22	\$47.29	\$37.45	\$44.58	\$54.99	\$98,360
15-1252	Software Developers	475	\$59.81	\$47.44	\$59.71	\$79.53	\$124,400
15-1253	Software Quality Assurance Analysts and Testers	63	\$40.53	\$33.00	\$37.38	\$47.27	\$84,300
25-2052	Special Education Teachers, Kindergarten and Elementary School	101	-	-	-	-	\$77,540
25-2057	Special Education Teachers, Middle School	45	-	-	-	-	\$79,540
25-2051	Special Education Teachers, Preschool	31	-	-	-	-	\$69,540
25-2058	Special Education Teachers, Secondary School	74	-	-	-	-	\$81,860
29-1127	Speech-Language Pathologists	88	\$40.44	\$36.11	\$38.16	\$48.18	\$84,110
53-7065	Stockers and Order Fillers	1,296	\$17.90	\$14.49	\$17.34	\$20.91	\$37,240
51-2041	Structural Metal Fabricators and Fitters	52	\$28.43	\$22.15	\$30.27	\$35.38	\$59,130
21-1018	Substance Abuse, Behavioral Disorder, and Mental Health Counselors	292	\$26.30	\$18.67	\$23.41	\$29.39	\$54,710
25-3031	Substitute Teachers, Short-Term	400	\$18.87	\$17.57	\$18.55	\$21.30	\$39,240
29-2055	Surgical Technologists	53	\$27.81	\$23.11	\$28.57	\$29.41	\$57,840
17-3031	Surveying and Mapping Technicians	36	\$26.92	\$22.64	\$28.73	\$29.72	\$55,980
17-1022	Surveyors	23	\$42.40	\$29.20	\$37.55	\$48.90	\$88,180
13-2082	Tax Preparers	34	\$23.30	\$17.80	\$22.75	\$28.65	\$48,460
25-3099	Teachers and Instructors, All Other	175	-	-	-	-	\$85,640
25-9045	Teaching Assistants, Except Postsecondary	1,119	-	-	-	-	\$40,800
27-3042	Technical Writers	54	\$42.49	\$30.30	\$38.54	\$49.04	\$88,390
49-2022	Telecommunications Equipment Installers & Repairers, Except Line Installers	70	\$31.42	\$24.57	\$30.41	\$37.39	\$65,360
43-3071	Tellers	277	\$19.12	\$17.63	\$17.92	\$22.09	\$39,760
47-2044	Tile and Stone Setters	42	\$30.60	\$24.58	\$30.57	\$35.51	\$63,650
49-3093	Tire Repairers and Changers	67	\$17.50	\$14.42	\$17.34	\$17.55	\$36,400
13-1151	Training and Development Specialists	97	\$34.91	\$24.22	\$36.39	\$42.77	\$72,610
11-3071	Transportation, Storage, and Distribution Managers	24	\$49.80	\$45.65	\$49.41	\$56.61	\$103,580
53-1047	Transportation/Material Moving Supervisors/No Cargo Handlers	269	\$30.12	\$21.98	\$27.78	\$38.48	\$62,640
19-3051	Urban and Regional Planners	59	\$42.55	\$37.61	\$39.58	\$48.51	\$88,500
29-1131	Veterinarians	64	\$52.94	\$45.69	\$48.64	\$62.26	\$110,120
31-9096	Veterinary Assistants and Laboratory Animal Caretakers	103	\$16.33	\$14.41	\$16.91	\$17.78	\$33,970
29-2056	Veterinary Technologists and Technicians	73	\$21.41	\$18.21	\$21.78	\$22.35	\$44,520
35-3031	Waiters and Waitresses	1,013	\$20.69	\$14.64	\$17.24	\$23.74	\$43,040
51-8031	Water and Wastewater Treatment Plant and System Operators	120	\$31.66	\$29.00	\$30.40	\$36.82	\$65,860
15-1255	Web and Digital Interface Designers	38	\$32.97	\$21.63	\$34.11	\$43.44	\$68,580
15-1254	Web Developers	-	\$42.23	\$22.40	\$43.01	\$61.07	\$87,830
51-4121	Welders, Cutters, Solderers, and Brazers	679	\$30.86	\$24.79	\$30.57	\$35.37	\$64,180
27-3043	Writers and Authors	17	\$35.02	\$26.58	\$35.26	\$38.33	\$72,850
19-1023	Zoologists and Wildlife Biologists	53	\$40.74	\$30.04	\$37.07	\$49.96	\$84,750

# Kennewick-Richland, Washington MSA

## 2022 Occupational Employment and Wage Estimates

Includes Benton and Franklin counties



SOC code	Kennewick-Richland, Washington MSA occupational title	Estimated employment	Average wage	Percentiles			Annual wage
				25th	50th	75th	
13-2011	Accountants and Auditors	842	\$39.74	\$29.82	\$37.24	\$46.81	\$82,650
11-3012	Administrative Services Managers	39	-	-	-	-	-
25-3011	Adult Literacy, Remedial Educ., GED Teachers/Instructors	50	\$31.18	\$23.77	\$30.25	\$30.25	\$64,850
41-3011	Advertising Sales Agents	44	\$28.75	\$18.25	\$22.71	\$35.62	\$59,790
45-2011	Agricultural Inspectors	177	\$18.29	\$15.50	\$15.50	\$15.50	\$38,030
39-3091	Amusement and Recreation Attendants	129	\$14.69	\$14.06	\$14.25	\$14.41	\$30,550
39-2021	Animal Caretakers	128	\$17.05	\$14.32	\$14.61	\$18.03	\$35,470
39-2011	Animal Trainers	15	\$15.44	\$14.61	\$14.61	\$14.61	\$32,110
19-3091	Anthropologists and Archeologists	20	\$38.49	\$29.02	\$36.98	\$47.15	\$80,050
17-1011	Architects, Except Landscape and Naval	48	\$42.66	\$34.83	\$38.05	\$49.86	\$88,730
17-3011	Architectural and Civil Drafters	83	\$30.90	\$23.30	\$29.51	\$34.99	\$64,270
11-9041	Architectural and Engineering Managers	411	\$80.57	\$63.13	\$75.77	\$92.03	\$167,590
27-4011	Audio and Video Technicians	11	\$30.88	\$21.23	\$27.14	\$36.51	\$64,220
53-6031	Automotive and Watercraft Service Attendants	170	\$15.91	\$14.49	\$14.76	\$17.29	\$33,090
49-3021	Automotive Body and Related Repairers	63	\$25.15	\$21.23	\$21.85	\$28.85	\$52,310
49-3022	Automotive Glass Installers and Repairers	41	\$20.29	\$17.69	\$18.43	\$22.64	\$42,200
49-3023	Automotive Service Technicians and Mechanics	540	\$24.62	\$18.10	\$22.89	\$28.76	\$51,210
51-3011	Bakers	188	\$17.10	\$14.47	\$16.74	\$17.85	\$35,570
35-3011	Bartenders	328	\$20.89	\$14.40	\$17.50	\$23.30	\$43,440
43-3011	Bill and Account Collectors	106	\$21.90	\$17.59	\$18.38	\$25.77	\$45,540
43-3021	Billing and Posting Clerks	394	\$20.83	\$18.09	\$20.75	\$22.94	\$43,320
19-1021	Biochemists and Biophysicists	19	\$53.14	\$36.03	\$45.64	\$57.66	\$110,520
19-4021	Biological Technicians	115	\$22.56	\$18.13	\$22.28	\$24.50	\$46,920
43-3031	Bookkeeping, Accounting, and Auditing Clerks	1,151	\$23.44	\$18.30	\$22.72	\$26.85	\$48,760
47-2021	Brickmasons and Blockmasons	111	\$29.85	\$23.29	\$28.63	\$37.71	\$62,100
13-2031	Budget Analysts	15	\$38.02	\$26.54	\$37.93	\$45.77	\$79,080
49-3031	Bus and Truck Mechanics and Diesel Engine Specialists	237	\$27.79	\$22.82	\$28.56	\$30.39	\$57,810
53-3051	Bus Drivers, School	419	\$23.06	\$22.46	\$23.12	\$23.68	\$47,960
53-3052	Bus Drivers, Transit and Intercity	268	\$27.11	\$23.85	\$30.02	\$30.02	\$56,380
13-1199	Business Operations Specialists, All Other	1,029	\$39.25	\$28.91	\$36.36	\$47.94	\$81,650
51-3021	Butchers and Meat Cutters	125	\$19.13	\$17.46	\$18.05	\$22.22	\$39,780
13-1020	Buyers and Purchasing Agents	381	\$37.97	\$28.91	\$36.39	\$46.03	\$78,970
51-7011	Cabinetmakers and Bench Carpenters	26	\$20.82	\$17.95	\$18.19	\$22.56	\$43,300
25-2023	Career/Technical Education Teachers, Middle School	24	-	-	-	-	\$85,810
25-1194	Career/Technical Education Teachers, Postsecondary	183	\$37.74	\$26.39	\$30.80	\$46.60	\$78,500
25-2032	Career/Technical Education Teachers, Secondary School	153	-	-	-	-	\$84,680
47-2031	Carpenters	1,149	\$30.23	\$22.47	\$28.77	\$37.02	\$62,870
47-2041	Carpet Installers	-	\$20.09	\$17.29	\$18.27	\$23.09	\$41,790
17-1021	Cartographers and Photogrammetrists	17	\$38.21	\$34.62	\$37.61	\$38.06	\$79,470
41-2011	Cashiers	2,347	\$15.22	\$14.09	\$14.26	\$14.65	\$31,650

SOC code	Kennewick-Richland, Washington MSA occupational title	Estimated employment	Average wage	Percentiles			Annual wage
				25th	50th	75th	
47-2051	Cement Masons and Concrete Finishers	297	\$26.25	\$22.37	\$23.44	\$29.92	\$54,610
17-2041	Chemical Engineers	179	\$62.23	\$45.82	\$61.11	\$78.26	\$129,430
51-9011	Chemical Equipment Operators and Tenders	158	\$33.04	\$22.70	\$30.54	\$38.59	\$68,710
19-4031	Chemical Technicians	150	\$29.93	\$22.28	\$28.05	\$44.37	\$62,250
11-1011	Chief Executives	79	\$123.10	\$81.96	-	-	\$256,040
21-1021	Child, Family, and School Social Workers	272	\$28.39	\$22.55	\$28.01	\$34.11	\$59,050
39-9011	Childcare Workers	211	\$14.97	\$14.18	\$14.43	\$14.65	\$31,140
29-1011	Chiropractors	25	\$40.23	\$28.68	\$29.25	\$48.14	\$83,680
17-3022	Civil Engineering Technologists and Technicians	80	\$32.75	\$29.02	\$29.97	\$37.39	\$68,110
17-2051	Civil Engineers	485	\$46.52	\$35.42	\$44.32	\$56.90	\$96,760
13-1031	Claims Adjusters, Examiners, and Investigators	56	\$50.17	\$36.93	\$61.60	\$63.05	\$104,350
53-7061	Cleaners of Vehicles and Equipment	462	\$16.32	\$14.49	\$14.82	\$18.30	\$33,950
21-2011	Clergy	11	\$30.89	\$24.69	\$30.50	\$35.01	\$64,240
19-3033	Clinical and Counseling Psychologists	13	\$46.20	\$38.39	\$41.57	\$54.88	\$96,090
29-2010	Clinical Laboratory Technologists and Technicians	227	\$26.88	\$18.17	\$23.25	\$34.72	\$55,910
27-2022	Coaches and Scouts	249	-	-	-	-	\$42,340
51-9124	Coating, Painting, and Spraying Machine Setters, Operators, & Tenders	33	\$23.07	\$17.33	\$20.70	\$23.17	\$47,990
53-2012	Commercial Pilots	27	-	-	-	-	\$74,670
25-1122	Communications Teachers, Postsecondary	13	-	-	-	-	\$68,170
21-1099	Community and Social Service Specialists, All Other	46	\$30.05	\$22.82	\$29.06	\$38.78	\$62,510
21-1094	Community Health Workers	55	\$21.69	\$16.81	\$18.79	\$24.11	\$45,120
13-1141	Compensation, Benefits, and Job Analysis Specialists	35	\$40.05	\$26.57	\$37.63	\$46.17	\$83,300
13-1041	Compliance Officers	306	\$41.13	\$29.42	\$37.87	\$48.87	\$85,550
11-3021	Computer and Information Systems Managers	161	\$74.72	\$60.72	\$72.09	\$90.33	\$155,410
15-1241	Computer Network Architects	45	\$52.59	\$44.88	\$49.31	\$62.44	\$109,390
15-1231	Computer Network Support Specialists	50	\$37.85	\$30.03	\$38.14	\$44.39	\$78,730
15-1299	Computer Occupations, All Other	167	\$36.95	\$22.63	\$30.05	\$44.62	\$76,850
15-1251	Computer Programmers	17	\$44.53	\$35.01	\$44.71	\$57.19	\$92,630
15-1211	Computer Systems Analysts	267	\$48.08	\$37.38	\$47.66	\$57.69	\$100,010
15-1232	Computer User Support Specialists	366	\$33.69	\$23.05	\$29.45	\$37.98	\$70,080
49-2011	Computer, Automated Teller, and Office Machine Repairers	41	\$21.15	\$17.47	\$18.23	\$26.79	\$43,990
47-4011	Construction and Building Inspectors	78	\$36.36	\$29.42	\$36.98	\$39.58	\$75,640
47-2061	Construction Laborers	1,675	\$26.57	\$21.02	\$28.43	\$29.41	\$55,260
11-9021	Construction Managers	356	\$54.04	\$38.40	\$55.34	\$70.40	\$112,390
49-9012	Control and Valve Installers and Repairers, Except Mechanical Door	36	\$30.14	\$18.45	\$23.54	\$46.92	\$62,690
35-2011	Cooks, Fast Food	436	\$15.36	\$14.40	\$14.99	\$16.79	\$31,940
35-2012	Cooks, Institution and Cafeteria	247	\$18.17	\$15.26	\$18.42	\$19.41	\$37,790
35-2014	Cooks, Restaurant	822	\$17.83	\$16.49	\$17.31	\$18.11	\$37,080
35-2015	Cooks, Short Order	67	\$16.69	\$14.70	\$14.87	\$18.48	\$34,720
33-3012	Correctional Officers and Jailers	577	\$28.11	\$24.63	\$29.71	\$31.20	\$58,480
13-1051	Cost Estimators	258	\$39.02	\$29.24	\$36.57	\$46.86	\$81,160
41-2021	Counter and Rental Clerks	385	\$18.24	\$14.47	\$17.39	\$21.38	\$37,930
43-5021	Couriers and Messengers	56	\$15.62	\$14.26	\$14.28	\$16.66	\$32,500
53-7021	Crane and Tower Operators	-	\$40.32	\$38.06	\$38.38	\$47.12	\$83,870
13-2041	Credit Analysts	67	\$40.65	\$29.36	\$35.74	\$46.67	\$84,550

SOC code	Kennewick-Richland, Washington MSA occupational title	Estimated employment	Average wage	Percentiles			Annual wage
				25th	50th	75th	
43-4051	Customer Service Representatives	1,852	\$18.99	\$15.02	\$17.59	\$21.03	\$39,500
51-9032	Cutting and Slicing Machine Setters, Operators, and Tenders	76	\$19.22	\$17.56	\$18.30	\$22.73	\$39,970
43-9021	Data Entry Keyers	34	\$20.47	\$15.29	\$18.03	\$27.99	\$42,570
15-1242	Database Administrators	44	\$34.47	\$22.65	\$28.99	\$44.64	\$71,700
15-1243	Database Architects	12	\$53.40	\$38.61	\$57.34	\$62.44	\$111,070
41-9011	Demonstrators and Product Promoters	228	\$16.55	\$14.53	\$14.79	\$17.71	\$34,410
31-9091	Dental Assistants	437	\$21.71	\$18.33	\$22.42	\$23.04	\$45,160
29-1292	Dental Hygienists	257	\$46.24	\$46.03	\$47.06	\$47.86	\$96,180
29-1021	Dentists, General	90	\$94.14	\$62.45	\$85.13	-	\$195,800
29-2032	Diagnostic Medical Sonographers	112	\$41.02	\$37.82	\$37.94	\$48.18	\$85,330
29-1031	Dietitians and Nutritionists	37	\$31.45	\$28.76	\$29.50	\$37.61	\$65,420
35-9011	Dining Room and Cafeteria Attendants and Bartender Helpers	184	\$16.12	\$14.58	\$14.86	\$15.09	\$33,520
35-9021	Dishwashers	295	\$15.96	\$14.22	\$14.79	\$17.04	\$33,190
43-5032	Dispatchers, Except Police, Fire, and Ambulance	152	\$24.27	\$18.13	\$23.41	\$28.73	\$50,480
17-3019	Drafters, All Other	19	\$36.49	\$22.71	\$29.19	\$45.25	\$75,890
53-3031	Driver/Sales Workers	511	\$17.32	\$14.18	\$14.68	\$20.68	\$36,020
47-2081	Drywall and Ceiling Tile Installers	209	\$28.48	\$22.55	\$28.64	\$36.25	\$59,230
27-3041	Editors	28	\$33.74	\$18.75	\$29.48	\$47.44	\$70,180
11-9039	Education Administrators, All Other	24	\$48.08	\$28.52	\$56.70	\$66.90	\$100,010
11-9032	Education Administrators, Kindergarten through Secondary	246	-	-	-	-	\$129,910
11-9033	Education Administrators, Postsecondary	62	\$58.46	\$37.00	\$47.29	\$61.42	\$121,590
11-9031	Education and Childcare Administrators, Preschool and Daycare	41	\$25.60	\$18.22	\$22.78	\$28.79	\$53,250
25-9099	Educational Instruction and Library Workers, All Other	36	\$29.23	\$23.51	\$28.37	\$38.07	\$60,790
21-1012	Educational, Guidance, and Career Counselors and Advisors	193	\$39.68	\$30.85	\$37.92	\$47.58	\$82,530
17-3023	Electrical and Electronic Engineering Technologists and Technicians	112	\$31.16	\$22.52	\$29.02	\$37.16	\$64,820
49-2094	Electrical & Electronics Repairers, Commercial and Industrial Equipment	47	\$37.35	\$29.61	\$33.59	\$42.79	\$77,680
49-2095	Electrical & Electronics Repairers, Powerhouse, Substation, and Relay	24	\$44.92	\$37.62	\$48.41	\$49.82	\$93,440
17-2071	Electrical Engineers	395	\$56.45	\$45.24	\$57.88	\$63.30	\$117,420
49-9051	Electrical Power-Line Installers and Repairers	149	\$45.30	\$45.78	\$48.52	\$49.64	\$94,220
51-2028	Electrical/Electronic/Electromechanical Assemblers Only	59	\$18.40	\$16.30	\$17.15	\$21.01	\$38,270
47-2111	Electricians	1,019	\$38.46	\$29.42	\$45.46	\$47.24	\$80,000
17-2072	Electronics Engineers, Except Computer	60	\$56.24	\$45.82	\$55.91	\$70.78	\$116,980
25-2021	Elementary School Teachers, Except Special Education	1,498	-	-	-	-	\$79,760
43-4061	Eligibility Interviewers, Government Programs	117	\$27.15	\$24.16	\$28.69	\$30.16	\$56,460
29-2042	Emergency Medical Technicians	127	\$16.08	\$14.20	\$14.62	\$17.87	\$33,440
17-3029	Engineering Technologists and Technicians, Except Drafters, All Other	91	\$34.07	\$22.52	\$29.19	\$36.98	\$70,870
17-2199	Engineers, All Other	254	\$54.95	\$44.57	\$57.58	\$64.56	\$114,300
25-1123	English Language and Literature Teachers, Postsecondary	24	-	-	-	-	\$63,820
39-1014	Entertainment and Recreation Workers Supervisors, Exc. Gambling Services	20	\$27.74	\$19.05	\$29.15	\$37.73	\$57,700
17-3025	Environmental Engineering Technologists and Technicians	68	\$33.35	\$29.15	\$29.19	\$36.46	\$69,370
17-2081	Environmental Engineers	280	\$55.28	\$42.61	\$57.79	\$72.91	\$114,970
19-4042	Environmental Science and Protection Technicians, Including Health	273	\$38.35	\$28.05	\$44.30	\$44.30	\$79,780
19-2041	Environmental Scientists and Specialists, Including Health	234	\$42.89	\$30.43	\$38.54	\$49.96	\$89,200
47-5022	Excavating and Loading Machine and Dragline Operators, Surface Mining	13	\$28.37	\$18.27	\$28.89	\$30.59	\$59,010
43-6011	Executive Secretaries and Executive Administrative Assistants	303	\$31.98	\$29.17	\$30.20	\$36.68	\$66,530

SOC code	Kennewick-Richland, Washington MSA occupational title	Estimated employment	Average wage	Percentiles			Annual wage
				25th	50th	75th	
39-9031	Exercise Trainers and Group Fitness Instructors	263	\$25.51	\$18.17	\$22.99	\$28.48	\$53,060
51-4021	Extruding & Drawing Machine Setters, Operators, & Tenders, Metal & Plastic	20	\$18.77	\$16.70	\$18.05	\$22.76	\$39,030
11-3013	Facilities Managers	101	\$70.21	\$54.99	\$72.17	\$80.57	\$146,040
29-1215	Family Medicine Physicians	-	\$116.52	\$80.81	-	-	\$242,360
49-3041	Farm Equipment Mechanics and Service Technicians	164	\$24.08	\$18.83	\$23.10	\$29.01	\$50,090
45-2092	Farmworkers and Laborers, Crop, Nursery, and Greenhouse	2,060	\$15.65	\$14.18	\$14.35	\$17.15	\$32,550
45-2093	Farmworkers, Farm, Ranch, and Aquacultural Animals	28	\$18.72	\$14.25	\$17.69	\$23.55	\$38,930
35-3023	Fast Food and Counter Workers	3,892	\$15.18	\$14.37	\$14.52	\$14.88	\$31,580
43-4071	File Clerks	39	\$20.96	\$17.74	\$22.63	\$23.41	\$43,600
13-2051	Financial and Investment Analysts	63	\$44.61	\$37.38	\$46.61	\$50.83	\$92,780
11-3031	Financial Managers	263	\$70.49	\$49.32	\$61.38	\$77.95	\$146,620
13-2054	Financial Risk Specialists	15	\$43.33	\$30.27	\$38.65	\$46.47	\$90,130
13-2099	Financial Specialists, All Other	75	\$36.17	\$23.44	\$29.87	\$46.98	\$75,230
33-2011	Firefighters	212	\$32.03	\$22.79	\$36.82	\$37.51	\$66,610
47-1011	First-Line Supervisors of Construction Trades and Extraction Workers	1,067	\$41.69	\$30.15	\$38.15	\$48.11	\$86,710
33-1011	First-Line Supervisors of Correctional Officers	126	\$37.64	\$35.01	\$36.01	\$39.04	\$78,300
45-1011	First-Line Supervisors of Farming, Fishing, and Forestry Workers	181	\$24.05	\$17.86	\$18.68	\$30.09	\$50,020
33-1021	First-Line Supervisors of Firefighting and Prevention Workers	86	\$47.05	\$37.98	\$47.64	\$51.25	\$97,870
35-1012	First-Line Supervisors of Food Preparation and Serving Workers	1,116	\$20.61	\$15.33	\$18.13	\$22.98	\$42,860
37-1011	First-Line Supervisors of Housekeeping and Janitorial Workers	51	\$21.44	\$17.83	\$18.94	\$23.78	\$44,600
37-1012	First-Line Sprvs. of Landscaping, Lawn Service, & Groundskeeping Workers	93	\$26.05	\$21.30	\$26.64	\$28.73	\$54,180
49-1011	First-Line Supervisors of Mechanics, Installers, and Repairers	510	\$41.98	\$30.45	\$38.13	\$50.25	\$87,320
41-1012	First-Line Supervisors of Non-Retail Sales Workers	139	\$35.67	\$28.14	\$31.17	\$39.37	\$74,190
43-1011	First-Line Supervisors of Office and Administrative Support Workers	913	\$31.81	\$23.57	\$29.17	\$36.98	\$66,160
39-1022	First-Line Supervisors of Personal Service Workers	27	\$24.14	\$18.50	\$22.81	\$26.84	\$50,220
51-1011	First-Line Supervisors of Production and Operating Workers	626	\$37.59	\$23.91	\$36.16	\$47.30	\$78,190
33-1099	First-Line Supervisors of Protective Service Workers, All Other	19	\$29.48	\$27.38	\$29.48	\$31.65	\$61,320
41-1011	First-Line Supervisors of Retail Sales Workers	1,055	\$24.23	\$18.10	\$22.54	\$28.73	\$50,390
33-1091	First-Line Supervisors of Security Workers	40	\$41.46	\$31.47	\$40.18	\$51.03	\$86,240
27-1023	Floral Designers	42	\$15.79	\$14.33	\$14.55	\$17.35	\$32,840
51-3092	Food Batchmakers	404	\$19.51	\$14.44	\$18.05	\$22.84	\$40,570
51-3093	Food Cooking Machine Operators and Tenders	70	\$17.11	\$14.29	\$17.78	\$18.80	\$35,590
35-2021	Food Preparation Workers	550	\$16.66	\$14.93	\$15.44	\$17.53	\$34,650
51-3099	Food Processing Workers, All Other	37	\$18.90	\$14.51	\$18.01	\$22.70	\$39,300
19-4013	Food Science Technicians	94	\$20.56	\$18.18	\$18.54	\$22.55	\$42,750
19-1012	Food Scientists and Technologists	27	\$33.60	\$29.86	\$33.98	\$35.41	\$69,880
35-3041	Food Servers, Nonrestaurant	213	\$15.19	\$14.76	\$14.96	\$15.14	\$31,580
11-9051	Food Service Managers	88	\$41.24	\$28.12	\$36.98	\$48.38	\$85,780
13-1131	Fundraisers	44	\$29.25	\$22.22	\$28.01	\$33.55	\$60,840
11-1021	General and Operations Managers	1,691	\$61.02	\$38.35	\$57.74	\$77.11	\$126,920
19-2042	Geoscientists, Except Hydrologists and Geographers	81	\$44.76	\$29.28	\$38.22	\$56.98	\$93,100
47-2121	Glaziers	79	\$22.78	\$18.27	\$22.80	\$23.09	\$47,390
45-2041	Graders and Sorters, Agricultural Products	547	\$15.02	\$14.55	\$14.78	\$15.34	\$31,240
27-1024	Graphic Designers	89	\$28.42	\$22.35	\$24.13	\$34.70	\$59,110
51-4033	Grind/Lap/Polish/Buf. Mach. Tool Setters, Oprs, & Tenders, Metal & Plastic	21	\$21.68	\$17.92	\$22.71	\$26.48	\$45,100



SOC code	Kennewick-Richland, Washington MSA occupational title	Estimated employment	Average wage	Percentiles			Annual wage
				25th	50th	75th	
39-5012	Hairdressers, Hairstylists, and Cosmetologists	229	\$19.73	\$17.30	\$18.50	\$22.43	\$41,050
47-4041	Hazardous Materials Removal Workers	815	\$32.08	\$22.06	\$35.48	\$44.75	\$66,730
17-2111	Health and Safety Engineers, Except Mining Safety Engineers and Inspectors	39	\$54.35	\$38.21	\$47.74	\$61.55	\$113,040
21-1091	Health Education Specialists	-	\$31.69	\$27.61	\$28.95	\$39.12	\$65,920
29-2099	Health Technologists and Technicians, All Other	440	-	-	-	-	-
29-9099	Healthcare Practitioners and Technical Workers, All Other	45	\$30.38	\$18.17	\$23.08	\$37.19	\$63,180
21-1022	Healthcare Social Workers	94	\$28.68	\$23.08	\$29.51	\$37.14	\$59,640
31-9099	Healthcare Support Workers, All Other	133	\$20.96	\$17.98	\$18.65	\$23.38	\$43,600
49-9021	Heating, Air Conditioning, and Refrigeration Mechanics and Installers	390	\$27.80	\$21.71	\$27.84	\$34.81	\$57,820
53-3032	Heavy and Tractor-Trailer Truck Drivers	1,724	\$27.03	\$22.52	\$26.78	\$29.73	\$56,210
47-3011	Helpers-Brickmasons, Blockmasons, Stonemasons, & Tile & Marble Setters	35	\$27.36	\$22.00	\$29.26	\$29.41	\$56,910
47-3013	Helpers-Electricians	31	\$17.34	\$14.48	\$17.59	\$18.12	\$36,060
49-9098	Helpers-Installation, Maintenance, and Repair Workers	21	\$15.81	\$14.26	\$14.45	\$17.81	\$32,880
51-9198	Helpers-Production Workers	94	\$15.96	\$14.32	\$14.38	\$17.50	\$33,200
49-9031	Home Appliance Repairers	20	\$19.87	\$17.57	\$17.89	\$22.66	\$41,330
31-1120	Home Health and Personal Care Aides	3,366	\$15.18	\$14.33	\$14.33	\$14.98	\$31,580
35-9031	Hosts and Hostesses, Restaurant, Lounge, and Coffee Shop	240	\$15.37	\$14.24	\$14.48	\$14.79	\$31,960
43-4081	Hotel, Motel, and Resort Desk Clerks	183	\$15.37	\$14.14	\$14.36	\$16.36	\$31,970
43-4161	Human Resources Assistants, Except Payroll and Timekeeping	93	\$23.12	\$18.30	\$22.92	\$26.60	\$48,080
11-3121	Human Resources Managers	78	\$71.87	\$49.56	\$63.08	\$78.73	\$149,490
13-1071	Human Resources Specialists	452	\$35.74	\$24.72	\$33.55	\$46.03	\$74,340
19-2043	Hydrologists	11	\$46.20	\$44.77	\$45.82	\$50.66	\$96,090
17-3026	Industrial Engineering Technologists and Technicians	52	\$21.26	\$19.10	\$19.11	\$19.34	\$44,220
17-2112	Industrial Engineers	140	\$46.91	\$37.40	\$45.82	\$57.88	\$97,580
49-9041	Industrial Machinery Mechanics	570	\$30.49	\$23.27	\$29.42	\$36.30	\$63,420
11-3051	Industrial Production Managers	96	\$58.83	\$47.76	\$59.61	\$62.70	\$122,370
53-7051	Industrial Truck and Tractor Operators	876	\$18.52	\$17.50	\$18.49	\$18.74	\$38,510
43-4199	Information and Record Clerks, All Other	132	\$19.00	\$14.37	\$18.13	\$22.68	\$39,530
51-9061	Inspectors, Testers, Sorters, Samplers, and Weighers	437	\$23.84	\$15.07	\$18.25	\$26.39	\$49,580
49-9099	Installation, Maintenance, and Repair Workers, All Other	68	\$22.57	\$17.69	\$18.39	\$27.46	\$46,940
25-9031	Instructional Coordinators	96	\$43.96	\$36.77	\$48.60	\$49.94	\$91,430
47-2131	Insulation Workers, Floor, Ceiling, and Wall	130	\$28.04	\$22.22	\$26.31	\$35.48	\$58,310
47-2132	Insulation Workers, Mechanical	29	\$35.69	\$23.56	\$44.67	\$44.69	\$74,230
43-9041	Insurance Claims and Policy Processing Clerks	32	\$22.41	\$17.83	\$22.75	\$26.11	\$46,600
41-3021	Insurance Sales Agents	221	\$33.58	\$23.32	\$29.65	\$35.11	\$69,840
27-3091	Interpreters and Translators	36	\$24.86	\$20.92	\$24.06	\$24.08	\$51,720
43-4111	Interviewers, Except Eligibility and Loan	40	\$19.14	\$17.58	\$18.35	\$20.53	\$39,800
37-2011	Janitors and Cleaners, Except Maids and Housekeeping Cleaners	1,317	\$17.61	\$14.68	\$16.19	\$18.75	\$36,620
25-2012	Kindergarten Teachers, Except Special Education	240	-	-	-	-	\$77,030
13-1075	Labor Relations Specialists	99	\$44.95	\$37.12	\$46.17	\$49.83	\$93,490
53-7062	Laborers and Freight, Stock, and Material Movers, Hand	1,996	\$17.59	\$14.48	\$16.51	\$18.23	\$36,590
37-3011	Landscaping and Groundskeeping Workers	813	\$18.83	\$15.08	\$17.61	\$21.27	\$39,170
51-6011	Laundry and Dry-Cleaning Workers	88	\$15.70	\$14.10	\$14.74	\$16.42	\$32,650
23-1011	Lawyers	226	\$60.65	\$39.89	\$56.95	\$75.14	\$126,160
43-6012	Legal Secretaries and Administrative Assistants	155	\$23.79	\$18.57	\$22.92	\$27.96	\$49,480

SOC code	Kennewick-Richland, Washington MSA occupational title	Estimated employment	Average wage	Percentiles			Annual wage
				25th	50th	75th	
11-1031	Legislators	67	-	-	-	-	-
25-4022	Librarians and Media Collections Specialists	73	\$42.90	\$37.56	\$46.10	\$48.23	\$89,220
29-2061	Licensed Practical and Licensed Vocational Nurses	206	\$28.70	\$26.99	\$28.25	\$29.45	\$59,690
53-3033	Light Truck Drivers	867	\$21.02	\$14.79	\$18.21	\$23.08	\$43,720
43-4131	Loan Interviewers and Clerks	125	\$22.98	\$18.30	\$23.10	\$26.53	\$47,800
13-2072	Loan Officers	266	\$38.54	\$23.31	\$29.62	\$47.92	\$80,170
49-9094	Locksmiths and Safe Repairers	16	\$23.63	\$22.55	\$23.09	\$23.09	\$49,150
11-9081	Lodging Managers	44	\$29.68	\$18.51	\$22.83	\$34.62	\$61,730
13-1081	Logisticians	45	\$34.94	\$23.11	\$36.57	\$43.02	\$72,660
51-4041	Machinists	110	\$30.17	\$23.04	\$28.96	\$36.31	\$62,750
29-2035	Magnetic Resonance Imaging Technologists	30	\$42.30	\$37.82	\$44.48	\$48.18	\$87,980
37-2012	Maids and Housekeeping Cleaners	569	\$15.29	\$14.37	\$14.62	\$14.79	\$31,810
43-9051	Mail Clerks and Mail Machine Operators, Except Postal Service	17	\$17.41	\$14.58	\$16.53	\$16.90	\$36,210
49-9071	Maintenance and Repair Workers, General	1,221	\$23.86	\$17.92	\$22.66	\$28.93	\$49,640
49-9043	Maintenance Workers, Machinery	53	\$24.01	\$19.02	\$24.14	\$24.15	\$49,950
13-1111	Management Analysts	251	\$48.96	\$31.02	\$46.35	\$56.64	\$101,830
11-9199	Managers, All Other	391	\$63.43	\$46.68	\$60.13	\$76.54	\$131,930
39-5092	Manicurists and Pedicurists	126	\$18.38	\$14.43	\$17.22	\$21.76	\$38,230
13-1161	Market Research Analysts and Marketing Specialists	340	\$31.97	\$22.81	\$29.02	\$38.71	\$66,490
11-2021	Marketing Managers	101	\$64.03	\$45.54	\$57.70	\$79.19	\$133,170
31-9011	Massage Therapists	170	\$28.04	\$28.70	\$29.87	\$29.89	\$58,310
17-2131	Materials Engineers	18	\$53.40	\$44.64	\$55.33	\$57.79	\$111,070
25-1022	Mathematical Science Teachers, Postsecondary	16	-	-	-	-	\$68,220
51-3022	Meat, Poultry, and Fish Cutters and Trimmers	46	\$15.15	\$14.59	\$14.59	\$14.59	\$31,510
17-3013	Mechanical Drafters	38	\$30.30	\$22.85	\$29.53	\$36.48	\$63,020
17-3027	Mechanical Engineering Technologists and Technicians	89	\$35.72	\$23.69	\$35.95	\$49.05	\$74,300
17-2141	Mechanical Engineers	648	\$49.97	\$37.38	\$45.82	\$57.88	\$103,940
11-9111	Medical and Health Services Managers	169	\$57.84	\$38.34	\$49.09	\$61.11	\$120,310
31-9092	Medical Assistants	672	\$20.34	\$17.93	\$18.40	\$22.46	\$42,310
31-9093	Medical Equipment Preparers	64	\$18.84	\$14.95	\$18.27	\$23.16	\$39,190
49-9062	Medical Equipment Repairers	30	\$27.78	\$17.18	\$28.35	\$37.91	\$57,790
29-2072	Medical Records Specialists	134	\$22.92	\$18.20	\$21.92	\$28.44	\$47,670
19-1042	Medical Scientists, Except Epidemiologists	107	\$52.30	\$31.07	\$45.82	\$72.05	\$108,780
43-6013	Medical Secretaries and Administrative Assistants	249	\$20.01	\$18.07	\$18.29	\$22.95	\$41,620
13-1121	Meeting, Convention, and Event Planners	44	\$23.80	\$18.06	\$23.46	\$26.69	\$49,510
21-1023	Mental Health and Substance Abuse Social Workers	66	\$26.44	\$18.68	\$29.01	\$33.30	\$54,990
27-1026	Merchandise Displayers and Window Trimmers	115	\$18.09	\$14.52	\$17.36	\$20.21	\$37,620
43-5041	Meter Readers, Utilities	27	\$27.67	\$28.87	\$28.87	\$28.97	\$57,560
19-1022	Microbiologists	18	-	-	-	-	-
25-2022	Middle School Teachers, Except Special and Career/Technical Education	499	-	-	-	-	\$84,340
49-9044	Millwrights	62	\$44.03	\$45.84	\$45.91	\$46.27	\$91,590
51-2090	Miscellaneous Assemblers and Fabricators	204	\$18.52	\$14.87	\$17.92	\$19.39	\$38,520
51-9023	Mixing and Blending Machine Setters, Operators, and Tenders	162	\$20.91	\$17.60	\$21.61	\$22.94	\$43,500
49-3042	Mobile Heavy Equipment Mechanics, Except Engines	209	\$29.10	\$23.06	\$28.85	\$34.62	\$60,520
51-9195	Molders, Shapers, and Casters, Except Metal and Plastic	24	\$20.32	\$18.27	\$18.45	\$20.97	\$42,260

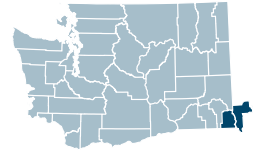
SOC code	Kennewick-Richland, Washington MSA occupational title	Estimated employment	Average wage	Percentiles			Annual wage
				25th	50th	75th	
53-3099	Motor Vehicle Operators, All Other	-	\$18.73	\$14.54	\$21.02	\$21.05	\$38,950
11-9121	Natural Sciences Managers	180	\$80.32	\$57.61	\$72.81	\$92.03	\$167,070
15-1244	Network and Computer Systems Administrators	168	\$42.45	\$35.55	\$44.18	\$48.78	\$88,300
43-4141	New Accounts Clerks	62	\$20.53	\$18.13	\$18.47	\$22.85	\$42,690
27-3023	News Analysts, Reporters, and Journalists	25	\$19.86	\$14.29	\$18.29	\$23.32	\$41,310
29-1171	Nurse Practitioners	173	\$57.60	\$48.07	\$60.74	\$71.63	\$119,810
31-1131	Nursing Assistants	970	\$16.11	\$14.31	\$14.64	\$18.01	\$33,500
19-5011	Occupational Health and Safety Specialists	228	\$53.82	\$38.93	\$56.98	\$63.90	\$111,950
29-1122	Occupational Therapists	72	\$39.08	\$37.32	\$38.35	\$48.18	\$81,290
31-2011	Occupational Therapy Assistants	16	\$31.80	\$28.83	\$30.16	\$38.45	\$66,140
43-9199	Office and Administrative Support Workers, All Other	144	\$25.23	\$18.26	\$22.58	\$23.59	\$52,490
43-9061	Office Clerks, General	1,925	\$20.68	\$16.82	\$18.48	\$22.94	\$43,010
47-2073	Operating Engineers and Other Construction Equipment Operators	467	\$33.69	\$28.72	\$29.63	\$37.03	\$70,080
15-2031	Operations Research Analysts	13	\$38.98	\$28.49	\$38.21	\$44.39	\$81,070
29-2057	Ophthalmic Medical Technicians	77	\$19.17	\$17.80	\$18.03	\$20.22	\$39,870
29-2081	Opticians, Dispensing	113	\$22.18	\$17.91	\$22.43	\$27.94	\$46,130
29-1041	Optometrists	49	\$61.99	\$38.60	\$61.39	\$78.81	\$128,940
43-4151	Order Clerks	89	\$19.71	\$15.98	\$20.22	\$23.50	\$40,990
29-1242	Orthopedic Surgeons, Except Pediatric	12	-	-	-	-	-
49-3053	Outdoor Power Equipment and Other Small Engine Mechanics	33	\$22.98	\$17.59	\$22.69	\$29.83	\$47,790
51-9111	Packaging and Filling Machine Operators and Tenders	662	\$18.44	\$14.82	\$18.30	\$22.76	\$38,360
53-7064	Packers and Packagers, Hand	1,085	\$15.40	\$14.56	\$14.69	\$14.89	\$32,040
47-2141	Painters, Construction and Maintenance	376	\$25.51	\$18.25	\$22.81	\$28.29	\$53,060
23-2011	Paralegals and Legal Assistants	95	\$32.35	\$22.91	\$29.50	\$36.53	\$67,280
29-2043	Paramedics	80	\$36.11	\$23.27	\$36.82	\$47.64	\$75,120
53-6021	Parking Attendants	43	\$14.67	\$13.88	\$14.14	\$14.90	\$30,520
41-2022	Parts Salespersons	268	\$19.96	\$17.24	\$17.72	\$22.33	\$41,530
43-3051	Payroll and Timekeeping Clerks	151	\$24.62	\$20.51	\$23.64	\$27.66	\$51,210
29-1221	Pediatricians, General	45	-	-	-	-	-
13-2052	Personal Financial Advisors	101	\$62.68	\$35.89	\$48.78	\$78.35	\$130,380
37-2021	Pest Control Workers	36	\$22.44	\$18.47	\$22.89	\$23.36	\$46,670
37-3012	Pesticide Handlers, Sprayers, and Applicators, Vegetation	52	\$21.04	\$18.21	\$23.23	\$23.23	\$43,760
17-2171	Petroleum Engineers	-	\$44.56	\$29.48	\$37.61	\$48.02	\$92,690
29-1051	Pharmacists	216	\$61.01	\$58.88	\$61.39	\$63.02	\$126,890
31-9095	Pharmacy Aides	99	\$17.87	\$14.53	\$17.15	\$18.03	\$37,160
29-2052	Pharmacy Technicians	232	\$20.55	\$17.73	\$22.00	\$22.32	\$42,740
31-9097	Phlebotomists	141	\$18.89	\$17.74	\$18.27	\$18.27	\$39,280
27-4021	Photographers	22	\$21.66	\$14.61	\$19.04	\$26.08	\$45,050
19-2099	Physical Scientists, All Other	46	\$55.79	\$45.82	\$57.58	\$64.56	\$116,040
31-2022	Physical Therapist Aides	68	\$15.81	\$14.33	\$14.53	\$14.70	\$32,890
31-2021	Physical Therapist Assistants	64	\$28.72	\$23.59	\$29.58	\$30.22	\$59,740
29-1123	Physical Therapists	196	\$42.65	\$37.99	\$38.19	\$48.64	\$88,720
29-1071	Physician Assistants	90	\$62.14	\$49.29	\$61.34	\$75.23	\$129,250
29-1229	Physicians, All Other	175	\$139.84	\$80.81	-	-	\$290,870
29-1222	Physicians, Pathologists	16	\$138.40	\$98.04	-	-	\$287,870

SOC code	Kennewick-Richland, Washington MSA occupational title	Estimated employment	Average wage	Percentiles			Annual wage
				25th	50th	75th	
47-2151	Pipelayers	47	\$27.62	\$23.55	\$28.75	\$30.03	\$57,440
47-2161	Plasterers and Stucco Masons	86	\$22.20	\$22.89	\$22.89	\$23.09	\$46,170
47-2152	Plumbers, Pipefitters, and Steamfitters	893	\$40.29	\$28.15	\$45.46	\$46.70	\$83,800
43-5051	Postal Service Clerks	46	\$23.91	\$18.69	\$22.73	\$26.13	\$49,740
43-5052	Postal Service Mail Carriers	279	\$24.01	\$19.06	\$21.73	\$29.85	\$49,940
51-8013	Power Plant Operators	54	-	-	-	-	-
25-2011	Preschool Teachers, Except Special Education	291	\$16.04	\$14.11	\$14.38	\$16.75	\$33,360
51-5112	Printing Press Operators	46	\$22.16	\$18.21	\$21.06	\$28.25	\$46,090
21-1092	Probation Officers and Correctional Treatment Specialists	115	\$32.79	\$30.85	\$32.10	\$34.14	\$68,200
43-3061	Procurement Clerks	111	\$27.05	\$18.02	\$22.72	\$36.03	\$56,260
27-2012	Producers and Directors	41	\$24.02	\$14.45	\$18.63	\$30.61	\$49,950
43-5061	Production, Planning, and Expediting Clerks	377	\$29.12	\$18.45	\$26.35	\$36.95	\$60,570
13-1082	Project Management Specialists	486	\$50.78	\$36.79	\$47.64	\$59.47	\$105,620
13-2020	Property Appraisers and Assessors	22	-	-	-	-	-
11-9141	Property, Real Estate, and Community Association Managers	49	\$41.53	\$28.17	\$36.17	\$47.62	\$86,380
33-9099	Protective Service Workers, All Other	87	\$19.45	\$19.14	\$19.24	\$19.24	\$40,450
25-1066	Psychology Teachers, Postsecondary	16	-	-	-	-	\$69,570
11-2032	Public Relations Managers	27	\$69.91	\$57.18	\$72.31	\$78.11	\$145,410
27-3031	Public Relations Specialists	159	\$43.31	\$31.07	\$40.57	\$59.59	\$90,080
11-3061	Purchasing Managers	71	\$67.79	\$57.31	\$68.05	\$75.41	\$141,000
49-2021	Radio, Cellular, and Tower Equipment Installers and Repairers	29	\$36.90	\$29.42	\$43.27	\$43.27	\$76,750
29-2034	Radiologic Technologists and Technicians	162	\$31.66	\$28.80	\$29.79	\$37.61	\$65,840
41-9022	Real Estate Sales Agents	68	\$30.91	\$22.55	\$28.73	\$36.54	\$64,290
43-4171	Receptionists and Information Clerks	893	\$17.33	\$14.33	\$17.34	\$18.08	\$36,050
39-9032	Recreation Workers	76	\$17.49	\$14.55	\$14.96	\$18.31	\$36,380
49-3092	Recreational Vehicle Service Technicians	66	\$20.51	\$17.59	\$18.23	\$23.11	\$42,660
53-7081	Refuse and Recyclable Material Collectors	94	\$26.72	\$23.08	\$29.05	\$29.44	\$55,580
29-1141	Registered Nurses	2,196	\$40.06	\$36.06	\$37.82	\$47.60	\$83,320
21-1015	Rehabilitation Counselors	77	\$25.67	\$18.23	\$22.42	\$31.67	\$53,390
29-1126	Respiratory Therapists	63	\$34.27	\$29.50	\$37.61	\$37.84	\$71,270
41-2031	Retail Salespersons	3,857	\$17.32	\$14.30	\$14.49	\$17.72	\$36,030
47-2181	Roofers	179	\$25.86	\$21.86	\$23.05	\$29.15	\$53,780
11-2022	Sales Managers	214	\$74.01	\$47.93	\$64.19	\$92.35	\$153,930
41-3091	Sales Reps. of Svcs., Exc. Advertising, Insurance, Financial Svcs., & Travel	499	\$31.34	\$21.69	\$27.62	\$37.18	\$65,180
41-4012	Sales Reps/Wholesale/Mfg, Except Tech/Science Products	862	\$36.22	\$23.47	\$30.43	\$45.13	\$75,330
41-4011	Sales Reps/Wholesale/Mfg, Tech/Scientific Products	45	\$48.49	\$33.77	\$38.57	\$60.43	\$100,850
19-3034	School Psychologists	52	\$44.91	\$39.61	\$48.51	\$50.02	\$93,420
25-2031	Secondary School Teachers, Except Special and Career/Technical Education	699	-	-	-	-	\$85,840
43-6014	Secretaries & Administrative Assistants, Except Legal, Medical, and Executive	1,387	\$22.19	\$18.31	\$22.68	\$23.41	\$46,150
41-3031	Securities, Commodities, and Financial Services Sales Agents	122	\$28.87	\$18.93	\$23.26	\$36.46	\$60,040
49-2098	Security and Fire Alarm Systems Installers	50	\$29.79	\$17.85	\$28.85	\$36.64	\$61,970
33-9032	Security Guards	382	\$26.68	\$17.27	\$24.34	\$38.88	\$55,500
25-3021	Self-Enrichment Teachers	173	\$19.94	\$14.86	\$16.43	\$22.77	\$41,460
51-9012	Separating & Filtering Machine Setters/Operators/Tenders	133	\$26.55	\$18.11	\$23.23	\$35.23	\$55,230
47-4071	Septic Tank Servicers and Sewer Pipe Cleaners	153	\$22.81	\$17.68	\$23.09	\$23.10	\$47,450

SOC code	Kennewick-Richland, Washington MSA occupational title	Estimated employment	Average wage	Percentiles			Annual wage
				25th	50th	75th	
47-2211	Sheet Metal Workers	152	\$45.64	\$34.68	\$46.64	\$55.53	\$94,930
43-5071	Shipping, Receiving, and Inventory Clerks	475	\$18.86	\$16.19	\$18.04	\$21.06	\$39,220
53-3053	Shuttle Drivers and Chauffeurs	81	\$17.34	\$14.49	\$14.97	\$18.24	\$36,070
11-9151	Social and Community Service Managers	66	\$38.42	\$28.63	\$35.48	\$45.83	\$79,920
21-1093	Social and Human Service Assistants	173	\$19.93	\$16.67	\$18.51	\$23.46	\$41,440
15-1252	Software Developers	530	\$54.98	\$44.40	\$56.65	\$70.83	\$114,360
15-1253	Software Quality Assurance Analysts and Testers	52	\$53.87	\$44.66	\$55.70	\$57.69	\$112,050
19-1013	Soil and Plant Scientists	55	\$38.60	\$29.08	\$35.64	\$45.08	\$80,280
25-2052	Special Education Teachers, Kindergarten and Elementary School	161	-	-	-	-	\$76,430
25-2057	Special Education Teachers, Middle School	65	-	-	-	-	\$79,350
25-2051	Special Education Teachers, Preschool	40	-	-	-	-	\$66,600
25-2058	Special Education Teachers, Secondary School	93	-	-	-	-	\$85,220
29-1127	Speech-Language Pathologists	124	\$41.06	\$37.52	\$37.84	\$48.08	\$85,390
51-8021	Stationary Engineers and Boiler Operators	41	\$37.58	\$36.91	\$36.97	\$37.71	\$78,170
53-7065	Stockers and Order Fillers	1,581	\$16.85	\$14.49	\$14.76	\$18.04	\$35,040
47-2221	Structural Iron and Steel Workers	84	\$36.15	\$36.50	\$36.50	\$37.60	\$75,180
21-1018	Substance Abuse, Behavioral Disorder, and Mental Health Counselors	297	\$28.55	\$21.92	\$23.72	\$30.60	\$59,380
25-3031	Substitute Teachers, Short-Term	521	\$18.18	\$17.78	\$17.93	\$18.55	\$37,820
29-1249	Surgeons, All Other	15	-	-	-	-	-
29-2055	Surgical Technologists	106	\$24.71	\$22.92	\$22.92	\$29.22	\$51,400
17-3031	Surveying and Mapping Technicians	39	\$25.27	\$21.45	\$24.02	\$28.56	\$52,550
17-1022	Surveyors	23	\$40.82	\$35.78	\$39.37	\$47.41	\$84,910
43-2011	Switchboard Operators, Including Answering Service	38	\$19.60	\$14.71	\$17.64	\$20.68	\$40,760
47-2082	Tapers	126	\$29.68	\$23.46	\$29.11	\$34.57	\$61,740
13-2082	Tax Preparers	64	\$24.31	\$17.58	\$22.75	\$29.59	\$50,550
25-3099	Teachers and Instructors, All Other	46	-	-	-	-	\$58,550
25-9045	Teaching Assistants, Except Postsecondary	1,801	-	-	-	-	\$36,520
27-3042	Technical Writers	67	\$44.13	\$37.25	\$47.31	\$47.38	\$91,800
49-2022	Telecommunications Equipment Installers and Repairers, Exc. Line Installers	85	\$26.99	\$17.90	\$23.78	\$35.62	\$56,130
49-9052	Telecommunications Line Installers and Repairers	73	\$23.76	\$17.91	\$22.84	\$29.20	\$49,430
41-9041	Telemarketers	42	\$15.54	\$14.47	\$15.16	\$15.16	\$32,330
43-3071	Tellers	444	\$18.21	\$17.11	\$17.74	\$18.24	\$37,870
47-2044	Tile and Stone Setters	46	\$22.68	\$22.55	\$22.85	\$23.15	\$47,170
49-3093	Tire Repairers and Changers	218	\$16.27	\$14.18	\$14.25	\$17.72	\$33,850
23-2093	Title Examiners, Abstractors, and Searchers	36	\$25.67	\$17.74	\$22.68	\$28.90	\$53,390
11-3131	Training and Development Managers	25	\$70.05	\$61.33	\$61.39	\$77.11	\$145,700
13-1151	Training and Development Specialists	298	\$40.99	\$28.91	\$36.98	\$49.33	\$85,260
53-6051	Transportation Inspectors	20	\$31.75	\$27.01	\$31.31	\$34.54	\$66,050
11-3071	Transportation, Storage, and Distribution Managers	85	\$47.75	\$36.70	\$45.54	\$59.35	\$99,310
53-1047	Transportation/Material Moving Supervisors/No Cargo Handlers	486	\$28.73	\$21.75	\$28.59	\$34.46	\$59,750
37-3013	Tree Trimmers and Pruners	99	\$24.57	\$22.55	\$23.89	\$26.08	\$51,100
25-3041	Tutors	24	\$16.38	\$14.51	\$14.51	\$16.20	\$34,060
19-3051	Urban and Regional Planners	28	\$42.33	\$37.47	\$39.61	\$48.51	\$88,050
29-1131	Veterinarians	48	\$52.51	\$38.74	\$49.07	\$61.57	\$109,230
31-9096	Veterinary Assistants and Laboratory Animal Caretakers	76	\$16.30	\$14.42	\$16.75	\$17.61	\$33,910

SOC code	Kennewick-Richland, Washington MSA occupational title	Estimated employment	Average wage	Percentiles			Annual wage
				25th	50th	75th	
29-2056	Veterinary Technologists and Technicians	68	\$21.20	\$18.03	\$21.70	\$22.21	\$44,090
35-3031	Waiters and Waitresses	1,080	\$20.36	\$14.45	\$17.16	\$23.50	\$42,340
51-8031	Water and Wastewater Treatment Plant and System Operators	244	-	-	-	-	-
15-1254	Web Developers	37	\$37.93	\$24.29	\$38.64	\$47.23	\$78,880
43-5111	Weighers, Measurers, Checkers, and Samplers, Recordkeeping	25	\$19.84	\$18.13	\$18.27	\$21.70	\$41,270
51-4121	Welders, Cutters, Solderers, and Brazers	161	\$27.69	\$22.78	\$23.37	\$30.03	\$57,600
19-1023	Zoologists and Wildlife Biologists	42	\$41.97	\$33.55	\$38.33	\$48.43	\$87,310

**Clarkston (WA) and Lewiston (ID) MSA**  
 2022 Occupational Employment  
 and Wage Estimates  
 Includes Asotin (WA) and Nez Pierce (ID) counties



SOC code	Clarkston (WA) and Lewiston (ID) MSA occupational title	Estimated employment	Average wage	Percentiles			Annual wage
				25th	50th	75th	
13-2011	Accountants and Auditors	131	\$35.69	\$28.51	\$31.68	\$39.06	\$74,230
41-3011	Advertising Sales Agents	19	\$26.96	\$14.34	\$17.15	\$29.36	\$56,080
49-3011	Aircraft Mechanics and Service Technicians	21	\$27.49	\$18.39	\$24.58	\$36.83	\$57,170
39-2021	Animal Caretakers	55	\$12.46	\$8.56	\$11.13	\$13.69	\$25,920
11-9041	Architectural and Engineering Managers	15	\$54.70	\$45.69	\$48.97	\$63.21	\$113,780
53-6031	Automotive and Watercraft Service Attendants	25	\$15.77	\$14.48	\$14.71	\$14.71	\$32,810
49-3021	Automotive Body and Related Repairers	35	\$22.78	\$18.31	\$22.54	\$24.97	\$47,390
49-3023	Automotive Service Technicians and Mechanics	171	\$22.13	\$15.24	\$22.44	\$28.06	\$46,030
51-3011	Bakers	29	\$17.34	\$13.95	\$14.94	\$18.51	\$36,060
35-3011	Bartenders	108	\$12.10	\$8.57	\$10.05	\$13.69	\$25,170
43-3011	Bill and Account Collectors	17	\$22.43	\$14.71	\$18.19	\$22.99	\$46,650
43-3021	Billing and Posting Clerks	120	\$19.94	\$17.53	\$18.24	\$22.84	\$41,470
19-1029	Biological Scientists, All Other	10	\$34.78	\$25.68	\$36.06	\$36.06	\$72,350
19-4021	Biological Technicians	43	\$16.47	\$14.99	\$14.99	\$14.99	\$34,260
43-3031	Bookkeeping, Accounting, and Auditing Clerks	344	\$19.70	\$16.18	\$18.60	\$23.14	\$40,970
27-3011	Broadcast Announcers and Radio Disc Jockeys	11	\$20.26	\$13.95	\$16.85	\$22.42	\$42,150
49-3031	Bus and Truck Mechanics and Diesel Engine Specialists	109	\$24.77	\$19.15	\$23.48	\$29.07	\$51,530
53-3051	Bus Drivers, School	45	\$18.64	\$15.71	\$18.13	\$22.90	\$38,760
53-3052	Bus Drivers, Transit and Intercity	18	\$18.56	\$15.06	\$17.94	\$21.30	\$38,610
13-1199	Business Operations Specialists, All Other	68	\$29.22	\$18.26	\$27.31	\$37.14	\$60,780
51-3021	Butchers and Meat Cutters	28	\$17.48	\$14.15	\$17.92	\$19.20	\$36,350
13-1020	Buyers and Purchasing Agents	80	\$30.59	\$23.76	\$30.37	\$32.35	\$63,620
25-1194	Career/Technical Education Teachers, Postsecondary	61	\$23.39	\$23.31	\$23.31	\$23.31	\$48,640
47-2031	Carpenters	162	\$21.50	\$15.45	\$19.04	\$24.02	\$44,720
41-2011	Cashiers	602	\$13.56	\$11.37	\$13.69	\$14.34	\$28,210
47-2051	Cement Masons and Concrete Finishers	65	\$23.17	\$18.61	\$23.24	\$25.88	\$48,190
35-1011	Chefs and Head Cooks	31	\$19.60	\$15.98	\$16.92	\$20.75	\$40,760
11-1011	Chief Executives	75	\$47.63	\$11.07	\$37.07	\$66.97	\$99,070
21-1021	Child, Family, and School Social Workers	62	\$25.18	\$18.99	\$22.56	\$30.16	\$52,380
39-9011	Childcare Workers	83	\$12.41	\$10.46	\$13.32	\$13.71	\$25,810
17-3022	Civil Engineering Technologists and Technicians	13	\$23.65	\$22.27	\$23.07	\$23.22	\$49,200
17-2051	Civil Engineers	48	\$37.55	\$29.35	\$36.88	\$45.05	\$78,100
53-7061	Cleaners of Vehicles and Equipment	73	\$14.99	\$11.56	\$14.35	\$15.52	\$31,190
19-3033	Clinical and Counseling Psychologists	11	\$35.23	\$23.42	\$24.26	\$39.40	\$73,270
29-2010	Clinical Laboratory Technologists and Technicians	92	\$25.08	\$18.59	\$22.91	\$29.63	\$52,170
27-2022	Coaches and Scouts	92	-	-	-	-	\$43,340
51-9124	Coating, Painting, and Spraying Machine Setters, Operators, and Tenders	41	\$19.84	\$11.96	\$18.67	\$28.83	\$41,270
53-2012	Commercial Pilots	14	-	-	-	-	\$102,330
21-1094	Community Health Workers	32	-	-	-	-	-
13-1141	Compensation, Benefits, and Job Analysis Specialists	11	\$33.30	\$19.77	\$39.65	\$46.94	\$69,270

SOC code	Clarkston (WA) and Lewiston (ID) MSA occupational title	Estimated employment	Average wage	Percentiles			Annual wage
				25th	50th	75th	
13-1041	Compliance Officers	58	\$29.15	\$22.62	\$25.98	\$36.13	\$60,620
11-3021	Computer and Information Systems Managers	44	\$52.40	\$37.99	\$45.99	\$64.03	\$108,990
15-1231	Computer Network Support Specialists	33	\$29.47	\$23.50	\$30.00	\$40.15	\$61,300
51-9161	Computer Numerically Controlled Tool Operators	24	\$23.30	\$18.20	\$19.74	\$31.95	\$48,460
15-1299	Computer Occupations, All Other	27	\$31.08	\$18.04	\$31.47	\$36.74	\$64,650
15-1251	Computer Programmers	17	\$34.89	\$29.39	\$29.39	\$36.05	\$72,570
15-1211	Computer Systems Analysts	69	\$49.47	\$40.42	\$52.04	\$59.88	\$102,890
15-1232	Computer User Support Specialists	65	\$23.85	\$18.18	\$22.98	\$28.61	\$49,620
47-4011	Construction and Building Inspectors	35	\$30.84	\$23.93	\$30.03	\$36.76	\$64,140
47-2061	Construction Laborers	191	\$20.41	\$15.55	\$18.28	\$23.23	\$42,460
11-9021	Construction Managers	40	\$45.44	\$28.92	\$38.95	\$50.06	\$94,500
35-2011	Cooks, Fast Food	258	\$11.91	\$10.25	\$11.61	\$13.69	\$24,780
35-2012	Cooks, Institution and Cafeteria	117	\$14.57	\$12.71	\$14.68	\$16.63	\$30,310
35-2014	Cooks, Restaurant	200	\$14.48	\$13.63	\$14.10	\$16.64	\$30,120
13-1051	Cost Estimators	60	\$33.45	\$31.74	\$32.58	\$40.46	\$69,580
41-2021	Counter and Rental Clerks	62	\$17.40	\$13.86	\$14.51	\$18.18	\$36,180
43-4031	Court, Municipal, and License Clerks	32	\$20.54	\$14.91	\$18.76	\$22.99	\$42,720
53-7021	Crane and Tower Operators	14	\$33.91	\$29.47	\$31.03	\$38.06	\$70,520
43-4051	Customer Service Representatives	586	\$19.50	\$14.24	\$18.05	\$23.00	\$40,560
51-4031	Cut/Punch/Press Mach Setters/Oprs/Tenders, Metal/Plastic	11	\$23.15	\$19.34	\$22.95	\$28.83	\$48,140
43-9021	Data Entry Keyers	16	\$17.73	\$13.98	\$17.72	\$18.21	\$36,870
31-9091	Dental Assistants	89	\$18.94	\$17.83	\$18.56	\$19.21	\$39,380
29-1292	Dental Hygienists	62	\$38.52	\$36.27	\$39.11	\$39.73	\$80,120
29-1021	Dentists, General	34	\$82.12	\$74.10	\$79.30	-	\$170,810
33-3021	Detectives and Criminal Investigators	11	\$33.96	\$29.39	\$31.48	\$37.30	\$70,650
29-1031	Dietitians and Nutritionists	19	\$30.46	\$24.12	\$29.12	\$36.74	\$63,350
35-9011	Dining Room and Cafeteria Attendants and Bartender Helpers	40	\$12.49	\$10.68	\$12.29	\$13.69	\$25,970
35-9021	Dishwashers	82	\$12.50	\$10.63	\$12.58	\$13.69	\$26,010
43-5032	Dispatchers, Except Police, Fire, and Ambulance	35	\$22.98	\$19.07	\$23.06	\$24.39	\$47,800
53-3031	Driver/Sales Workers	80	\$16.40	\$13.63	\$13.69	\$18.06	\$34,110
47-2081	Drywall and Ceiling Tile Installers	19	\$21.62	\$17.55	\$22.02	\$24.35	\$44,960
11-9032	Education Administrators, Kindergarten through Secondary	56	-	-	-	-	\$94,860
21-1012	Educational, Guidance, and Career Counselors and Advisors	73	\$26.46	\$23.33	\$24.03	\$30.10	\$55,040
17-3023	Electrical and Electronic Engineering Technologists and Technicians	27	\$27.02	\$22.52	\$28.42	\$30.42	\$56,200
17-2071	Electrical Engineers	14	\$46.80	\$35.55	\$49.53	\$61.55	\$97,350
47-2111	Electricians	256	\$37.07	\$25.09	\$36.83	\$47.94	\$77,110
25-2021	Elementary School Teachers, Except Special Education	292	-	-	-	-	\$59,690
43-4061	Eligibility Interviewers, Government Programs	33	\$24.32	\$17.72	\$22.70	\$28.96	\$50,590
19-2041	Environmental Scientists and Specialists, Including Health	15	\$28.52	\$24.09	\$30.65	\$30.65	\$59,320
43-6011	Executive Secretaries and Executive Administrative Assistants	36	\$28.50	\$24.99	\$29.28	\$30.21	\$59,280
39-9031	Exercise Trainers and Group Fitness Instructors	51	\$20.23	\$15.07	\$22.85	\$23.85	\$42,080
29-1215	Family Medicine Physicians	35	\$153.04	-	-	-	\$318,330
45-2093	Farmworkers, Farm, Ranch, and Aquacultural Animals	13	\$15.84	\$14.38	\$14.78	\$18.14	\$32,940
35-3023	Fast Food and Counter Workers	816	\$12.30	\$10.41	\$11.86	\$13.69	\$25,570
11-3031	Financial Managers	90	\$45.87	\$28.93	\$38.43	\$48.20	\$95,420



SOC code	Clarkston (WA) and Lewiston (ID) MSA occupational title	Estimated employment	Average wage	Percentiles			Annual wage
				25th	50th	75th	
33-2011	Firefighters	65	\$26.09	\$23.65	\$24.17	\$30.14	\$54,270
47-1011	First-Line Supervisors of Construction Trades and Extraction Workers	135	\$38.46	\$24.72	\$30.78	\$43.27	\$79,990
33-1011	First-Line Supervisors of Correctional Officers	11	\$29.41	\$24.79	\$24.79	\$37.30	\$61,160
35-1012	First-Line Supervisors of Food Preparation and Serving Workers	258	\$16.62	\$12.95	\$15.76	\$19.32	\$34,580
37-1011	First-Line Supervisors of Housekeeping and Janitorial Workers	20	\$20.61	\$15.86	\$18.40	\$24.54	\$42,860
37-1012	First-Line Sprvs. of Landscaping, Lawn Service, & Groundskeeping Workers	22	\$24.22	\$17.91	\$22.24	\$30.93	\$50,370
49-1011	First-Line Supervisors of Mechanics, Installers, and Repairers	126	\$36.12	\$25.01	\$35.83	\$45.01	\$75,120
41-1012	First-Line Supervisors of Non-Retail Sales Workers	19	\$36.36	\$28.97	\$31.68	\$47.13	\$75,620
43-1011	First-Line Supervisors of Office and Administrative Support Workers	317	\$28.39	\$19.36	\$27.86	\$30.49	\$59,060
39-1022	First-Line Supervisors of Personal Service Workers	12	\$21.16	\$17.48	\$23.13	\$23.45	\$44,010
33-1012	First-Line Supervisors of Police and Detectives	42	\$43.04	\$37.96	\$39.45	\$49.31	\$89,520
51-1011	First-Line Supervisors of Production and Operating Workers	215	\$36.32	\$28.90	\$36.79	\$40.68	\$75,540
41-1011	First-Line Supervisors of Retail Sales Workers	220	\$21.50	\$17.67	\$18.16	\$23.35	\$44,720
27-1023	Floral Designers	12	\$14.53	\$13.66	\$14.11	\$15.64	\$30,220
35-2021	Food Preparation Workers	154	\$13.48	\$10.72	\$13.11	\$14.77	\$28,050
11-9051	Food Service Managers	29	\$28.74	\$22.16	\$24.93	\$32.12	\$59,780
13-1131	Fundraisers	14	\$24.80	\$18.31	\$23.68	\$25.91	\$51,580
11-1021	General and Operations Managers	624	\$39.49	\$23.46	\$31.98	\$48.65	\$82,130
47-2121	Glaziers	22	\$18.90	\$14.41	\$18.30	\$23.01	\$39,300
27-1024	Graphic Designers	15	\$19.59	\$16.31	\$18.40	\$22.62	\$40,750
39-5012	Hairdressers, Hairstylists, and Cosmetologists	79	\$15.57	\$11.15	\$13.64	\$17.93	\$32,380
21-1022	Healthcare Social Workers	32	\$27.83	\$23.26	\$25.81	\$32.01	\$57,880
31-9099	Healthcare Support Workers, All Other	37	\$19.87	\$15.07	\$18.85	\$23.05	\$41,320
49-9021	Heating, Air Conditioning, and Refrigeration Mechanics and Installers	110	\$21.82	\$18.37	\$22.42	\$23.87	\$45,390
53-3032	Heavy and Tractor-Trailer Truck Drivers	446	\$26.66	\$19.69	\$24.14	\$30.43	\$55,450
49-9098	Helpers-Installation, Maintenance, and Repair Workers	21	\$14.09	\$11.47	\$13.86	\$17.67	\$29,310
51-9198	Helpers-Production Workers	106	\$19.27	\$15.25	\$17.75	\$22.33	\$40,090
47-4051	Highway Maintenance Workers	34	\$23.03	\$19.37	\$22.83	\$27.33	\$47,910
49-9031	Home Appliance Repairers	11	\$16.88	\$14.16	\$17.67	\$17.67	\$35,100
31-1120	Home Health and Personal Care Aides	704	\$14.48	\$13.23	\$14.33	\$14.66	\$30,110
35-9031	Hosts and Hostesses, Restaurant, Lounge, and Coffee Shop	74	\$12.14	\$10.72	\$12.74	\$13.69	\$25,260
43-4081	Hotel, Motel, and Resort Desk Clerks	72	\$12.64	\$11.17	\$13.69	\$14.00	\$26,280
43-4161	Human Resources Assistants, Except Payroll and Timekeeping	16	\$23.00	\$21.75	\$23.23	\$23.42	\$47,830
11-3121	Human Resources Managers	20	\$56.67	\$38.39	\$50.09	\$63.21	\$117,880
13-1071	Human Resources Specialists	100	\$29.05	\$22.79	\$24.41	\$32.35	\$60,430
17-3026	Industrial Engineering Technologists and Technicians	59	\$24.37	\$22.52	\$22.79	\$28.42	\$50,690
17-2112	Industrial Engineers	66	\$43.09	\$31.41	\$38.46	\$50.74	\$89,620
49-9041	Industrial Machinery Mechanics	69	\$32.27	\$28.83	\$29.85	\$39.30	\$67,120
11-3051	Industrial Production Managers	62	\$51.05	\$40.51	\$47.97	\$62.86	\$106,180
53-7051	Industrial Truck and Tractor Operators	66	\$22.70	\$18.31	\$23.08	\$29.05	\$47,210
51-9061	Inspectors, Testers, Sorters, Samplers, and Weighers	125	\$25.54	\$17.04	\$24.67	\$31.23	\$53,130
49-9099	Installation, Maintenance, and Repair Workers, All Other	34	\$30.67	\$22.78	\$31.96	\$40.63	\$63,790
25-9031	Instructional Coordinators	-	\$31.77	\$23.31	\$29.38	\$37.57	\$66,090
41-3021	Insurance Sales Agents	69	\$27.50	\$18.35	\$23.06	\$29.73	\$57,200
37-2011	Janitors and Cleaners, Except Maids and Housekeeping Cleaners	366	\$14.90	\$13.48	\$14.68	\$16.45	\$30,990

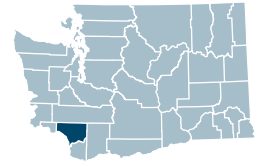
SOC code	Clarkston (WA) and Lewiston (ID) MSA occupational title	Estimated employment	Average wage	Percentiles			Annual wage
				25th	50th	75th	
25-2012	Kindergarten Teachers, Except Special Education	21	-	-	-	-	\$60,140
53-7062	Laborers and Freight, Stock, and Material Movers, Hand	346	\$17.38	\$12.88	\$14.91	\$18.59	\$36,140
37-3011	Landscaping and Groundskeeping Workers	184	\$16.33	\$13.69	\$14.53	\$18.45	\$33,970
23-1011	Lawyers	49	\$39.82	\$30.61	\$38.48	\$47.09	\$82,830
11-1031	Legislators	19	-	-	-	-	\$81,770
25-4022	Librarians and Media Collections Specialists	16	\$25.16	\$19.59	\$23.91	\$29.43	\$52,330
43-4121	Library Assistants, Clerical	23	\$15.01	\$14.15	\$14.32	\$17.92	\$31,220
25-4031	Library Technicians	27	\$16.10	\$13.80	\$14.49	\$18.43	\$33,480
29-2061	Licensed Practical and Licensed Vocational Nurses	90	\$25.27	\$22.57	\$23.57	\$28.40	\$52,560
53-3033	Light Truck Drivers	213	\$21.71	\$14.63	\$19.64	\$23.79	\$45,160
43-4131	Loan Interviewers and Clerks	35	\$20.83	\$17.67	\$21.94	\$23.00	\$43,330
13-2072	Loan Officers	98	\$33.62	\$22.62	\$28.90	\$40.63	\$69,920
45-4023	Log Graders and Scalers	20	\$24.95	\$22.04	\$24.59	\$24.59	\$51,900
45-4022	Logging Equipment Operators	23	\$30.71	\$24.40	\$29.08	\$36.47	\$63,880
51-4041	Machinists	253	\$21.70	\$18.31	\$18.32	\$22.95	\$45,140
37-2012	Maids and Housekeeping Cleaners	181	\$13.25	\$11.56	\$13.69	\$14.09	\$27,550
49-9071	Maintenance and Repair Workers, General	283	\$21.25	\$17.09	\$19.67	\$24.79	\$44,200
49-9043	Maintenance Workers, Machinery	30	\$28.31	\$24.93	\$28.85	\$28.85	\$58,880
13-1111	Management Analysts	47	\$42.80	\$24.72	\$37.50	\$59.64	\$89,030
11-9199	Managers, All Other	40	\$41.90	\$23.84	\$41.00	\$47.48	\$87,160
13-1161	Market Research Analysts and Marketing Specialists	45	\$26.00	\$15.97	\$23.08	\$30.26	\$54,080
11-2021	Marketing Managers	29	\$45.02	\$29.59	\$48.20	\$48.20	\$93,640
31-9011	Massage Therapists	20	\$21.80	\$15.20	\$19.31	\$27.41	\$45,340
17-3013	Mechanical Drafters	11	\$29.65	\$23.22	\$25.68	\$28.61	\$61,670
17-2141	Mechanical Engineers	15	\$39.58	\$29.32	\$34.71	\$49.11	\$82,320
11-9111	Medical and Health Services Managers	96	\$50.33	\$36.01	\$47.18	\$58.84	\$104,690
31-9092	Medical Assistants	178	\$18.04	\$15.00	\$17.83	\$19.05	\$37,510
29-2072	Medical Records Specialists	50	\$19.77	\$15.23	\$18.77	\$22.57	\$41,120
43-6013	Medical Secretaries and Administrative Assistants	96	\$17.59	\$13.98	\$15.30	\$18.60	\$36,590
21-1023	Mental Health and Substance Abuse Social Workers	31	\$25.40	\$18.94	\$24.03	\$30.13	\$52,820
27-1026	Merchandise Displayers and Window Trimmers	45	\$14.65	\$14.11	\$14.43	\$16.03	\$30,460
49-9044	Millwrights	44	\$33.98	\$31.97	\$37.22	\$37.22	\$70,670
51-2090	Miscellaneous Assemblers and Fabricators	646	\$17.10	\$14.35	\$18.05	\$18.05	\$35,560
49-3042	Mobile Heavy Equipment Mechanics, Except Engines	67	\$26.28	\$22.85	\$24.31	\$28.83	\$54,660
51-9195	Molders, Shapers, and Casters, Except Metal and Plastic	11	\$17.71	\$13.86	\$17.48	\$22.04	\$36,850
49-3051	Motorboat Mechanics and Service Technicians	11	\$22.28	\$19.14	\$22.66	\$24.25	\$46,340
15-1244	Network and Computer Systems Administrators	29	\$35.20	\$29.28	\$31.40	\$37.90	\$73,220
29-1171	Nurse Practitioners	47	\$49.86	\$46.14	\$48.91	\$61.09	\$103,700
31-1131	Nursing Assistants	368	\$15.30	\$14.14	\$14.42	\$16.60	\$31,830
19-5011	Occupational Health and Safety Specialists	19	\$30.18	\$14.97	\$25.22	\$40.71	\$62,780
43-9199	Office and Administrative Support Workers, All Other	13	\$19.34	\$13.69	\$18.10	\$24.36	\$40,230
43-9061	Office Clerks, General	510	\$18.02	\$14.23	\$17.57	\$21.44	\$37,490
47-2073	Operating Engineers and Other Construction Equipment Operators	167	\$25.53	\$22.28	\$23.62	\$29.15	\$53,100
15-2031	Operations Research Analysts	13	\$47.37	\$31.02	\$47.14	\$59.44	\$98,530
29-2081	Opticians, Dispensing	21	\$19.35	\$14.77	\$17.95	\$23.89	\$40,250

SOC code	Clarkston (WA) and Lewiston (ID) MSA occupational title	Estimated employment	Average wage	Percentiles			Annual wage
				25th	50th	75th	
49-3053	Outdoor Power Equipment and Other Small Engine Mechanics	17	\$20.11	\$14.77	\$17.60	\$23.52	\$41,840
51-9111	Packaging and Filling Machine Operators and Tenders	21	\$22.71	\$14.32	\$23.18	\$28.83	\$47,230
53-7064	Packers and Packagers, Hand	44	\$16.31	\$13.69	\$18.04	\$18.04	\$33,930
47-2141	Painters, Construction and Maintenance	37	\$18.34	\$14.22	\$18.22	\$22.42	\$38,140
51-9196	Paper Goods Machine Setters, Operators, and Tenders	237	\$27.74	\$22.95	\$24.52	\$29.60	\$57,690
23-2011	Paralegals and Legal Assistants	40	\$24.71	\$18.24	\$22.39	\$29.97	\$51,390
41-2022	Parts Salespersons	64	\$18.39	\$13.74	\$17.39	\$22.90	\$38,260
43-3051	Payroll and Timekeeping Clerks	20	\$22.19	\$18.29	\$23.48	\$24.86	\$46,160
13-2052	Personal Financial Advisors	35	\$53.03	\$37.26	\$49.35	\$49.52	\$110,310
29-1051	Pharmacists	82	\$59.03	\$58.56	\$61.66	\$64.68	\$122,780
31-9095	Pharmacy Aides	14	\$15.59	\$13.71	\$14.21	\$16.73	\$32,420
29-2052	Pharmacy Technicians	95	\$18.96	\$17.32	\$17.95	\$22.32	\$39,440
31-9097	Phlebotomists	80	\$18.70	\$16.45	\$16.92	\$22.53	\$38,890
31-2022	Physical Therapist Aides	24	\$14.82	\$10.75	\$13.95	\$17.64	\$30,820
31-2021	Physical Therapist Assistants	26	\$23.57	\$18.44	\$23.65	\$28.30	\$49,020
29-1123	Physical Therapists	44	\$41.13	\$37.55	\$40.13	\$48.04	\$85,550
29-1071	Physician Assistants	33	\$51.68	\$46.36	\$49.80	\$63.51	\$107,490
29-1229	Physicians, All Other	31	\$131.29	-	-	-	\$273,090
47-2151	Pipelayers	16	\$27.10	\$23.14	\$28.14	\$29.03	\$56,370
47-2152	Plumbers, Pipefitters, and Steamfitters	70	\$27.58	\$20.72	\$24.57	\$37.60	\$57,370
33-3051	Police and Sheriff's Patrol Officers	139	\$29.39	\$24.18	\$30.24	\$31.48	\$61,130
43-5051	Postal Service Clerks	16	\$24.88	\$18.69	\$23.90	\$30.87	\$51,760
43-5052	Postal Service Mail Carriers	61	\$26.17	\$19.06	\$27.32	\$32.32	\$54,420
21-1092	Probation Officers and Correctional Treatment Specialists	27	\$26.35	\$22.56	\$24.28	\$28.38	\$54,820
43-5061	Production, Planning, and Expediting Clerks	46	\$28.70	\$22.59	\$25.08	\$36.75	\$59,700
13-1082	Project Management Specialists	87	\$36.99	\$29.26	\$32.65	\$38.45	\$76,930
11-9141	Property, Real Estate, and Community Association Managers	25	\$25.37	\$17.22	\$22.29	\$24.56	\$52,760
33-9099	Protective Service Workers, All Other	18	\$20.33	\$16.95	\$18.75	\$23.31	\$42,280
27-3031	Public Relations Specialists	44	\$23.91	\$17.87	\$23.64	\$29.63	\$49,730
29-2034	Radiologic Technologists and Technicians	50	\$29.76	\$24.34	\$30.62	\$30.92	\$61,890
43-4171	Receptionists and Information Clerks	254	\$15.97	\$13.81	\$14.79	\$17.98	\$33,220
39-9032	Recreation Workers	53	\$14.89	\$12.01	\$14.11	\$15.06	\$30,960
29-1141	Registered Nurses	733	\$37.57	\$31.12	\$38.09	\$39.73	\$78,150
21-1015	Rehabilitation Counselors	29	\$23.22	\$18.37	\$22.56	\$28.54	\$48,290
29-1126	Respiratory Therapists	31	\$30.33	\$29.48	\$30.22	\$30.81	\$63,080
41-2031	Retail Salespersons	737	\$16.98	\$13.63	\$14.12	\$17.58	\$35,320
49-9096	Riggers	25	\$20.84	\$18.10	\$18.10	\$23.00	\$43,350
47-2181	Roofers	31	\$18.82	\$14.57	\$18.11	\$21.81	\$39,140
11-2022	Sales Managers	56	\$53.23	\$40.20	\$48.20	\$59.98	\$110,720
41-3091	Sales Reps. of Svcs., Exc. Advertising, Insurance, Financial Svcs., & Travel	68	\$30.78	\$19.37	\$27.13	\$38.31	\$64,020
41-4012	Sales Reps/Wholesale/Mfg, Except Tech/Science Products	175	\$31.39	\$18.58	\$28.90	\$38.65	\$65,280
51-7041	Sawing Machine Setters, Operators, and Tenders, Wood	63	\$22.36	\$19.43	\$22.04	\$24.53	\$46,520
25-2031	Secondary School Teachers, Except Special and Career/Technical Education	186	-	-	-	-	\$60,760
43-6014	Secretaries and Admin. Assistants, Except Legal, Medical, and Executive	385	\$18.11	\$14.49	\$18.05	\$19.40	\$37,680
41-3031	Securities, Commodities, and Financial Services Sales Agents	40	\$27.55	\$18.23	\$22.30	\$29.11	\$57,300

## Clarkston (WA) and Lewiston (ID) MSA

SOC code	Clarkston (WA) and Lewiston (ID) MSA occupational title	Estimated employment	Average wage	Percentiles			Annual wage
				25th	50th	75th	
33-9032	Security Guards	68	\$16.07	\$13.65	\$14.51	\$17.83	\$33,420
25-3021	Self-Enrichment Teachers	44	\$17.53	\$14.51	\$14.66	\$18.33	\$36,470
51-6031	Sewing Machine Operators	15	\$14.79	\$13.96	\$14.28	\$17.06	\$30,770
43-5071	Shipping, Receiving, and Inventory Clerks	171	\$19.42	\$14.57	\$18.38	\$22.44	\$40,390
53-3053	Shuttle Drivers and Chauffeurs	28	\$14.36	\$11.47	\$13.90	\$17.79	\$29,880
11-9151	Social and Community Service Managers	53	\$27.16	\$18.48	\$23.01	\$31.39	\$56,500
21-1093	Social and Human Service Assistants	74	\$18.20	\$14.91	\$17.81	\$22.25	\$37,850
15-1252	Software Developers	36	\$47.35	\$37.59	\$47.66	\$62.01	\$98,500
29-1127	Speech-Language Pathologists	19	\$39.10	\$30.78	\$39.43	\$49.63	\$81,320
53-7065	Stockers and Order Fillers	302	\$15.63	\$14.29	\$14.71	\$18.04	\$32,520
21-1018	Substance Abuse, Behavioral Disorder, and Mental Health Counselors	80	\$27.53	\$18.96	\$27.98	\$33.17	\$57,260
17-3031	Surveying and Mapping Technicians	11	\$25.41	\$21.00	\$24.33	\$28.50	\$52,840
25-9045	Teaching Assistants, Except Postsecondary	303	-	-	-	-	\$31,240
49-2022	Telecommunications Equip. Installers and Repairers, Except Line Installers	18	\$28.83	\$22.05	\$27.47	\$36.57	\$59,970
43-3071	Tellers	103	\$17.53	\$14.79	\$18.05	\$18.28	\$36,460
49-3093	Tire Repairers and Changers	48	\$16.68	\$14.64	\$17.55	\$18.67	\$34,700
13-1151	Training and Development Specialists	61	\$26.54	\$18.11	\$23.79	\$31.45	\$55,200
11-3071	Transportation, Storage, and Distribution Managers	17	\$48.05	\$31.34	\$43.19	\$62.52	\$99,950
53-1047	Transportation/Material Moving Supervisors/No Cargo Handlers	63	\$27.71	\$18.53	\$24.01	\$30.34	\$57,650
19-3051	Urban and Regional Planners	25	\$34.10	\$29.59	\$30.91	\$38.82	\$70,930
29-1131	Veterinarians	22	\$50.67	\$39.32	\$49.36	\$58.24	\$105,400
31-9096	Veterinary Assistants and Laboratory Animal Caretakers	27	\$15.58	\$13.69	\$14.64	\$18.23	\$32,400
35-3031	Waiters and Waitresses	293	\$12.80	\$9.13	\$10.77	\$13.69	\$26,630
51-8031	Water and Wastewater Treatment Plant and System Operators	52	\$23.79	\$23.02	\$23.02	\$28.98	\$49,490
15-1255	Web and Digital Interface Designers	16	\$28.01	\$24.61	\$24.80	\$29.11	\$58,260
51-4121	Welders, Cutters, Solderers, and Brazers	-	\$25.11	\$23.18	\$23.26	\$31.80	\$52,220
51-7042	Woodworking Machine Setters, Operators, and Tenders, Except Sawing	33	\$20.44	\$19.30	\$19.30	\$22.04	\$42,520
19-1023	Zoologists and Wildlife Biologists	35	\$30.79	\$25.68	\$30.65	\$34.19	\$64,050

**Longview, Washington MSA**  
 2022 Occupational Employment  
 and Wage Estimates  
 Includes Cowlitz County



SOC code	Longview, Washington MSA occupational title	Estimated employment	Average wage	Percentiles			Annual wage
				25th	50th	75th	
13-2011	Accountants and Auditors	284	\$37.11	\$29.11	\$36.52	\$46.84	\$77,180
39-2021	Animal Caretakers	42	\$16.13	\$14.32	\$14.49	\$17.35	\$33,550
17-3011	Architectural and Civil Drafters	16	\$29.36	\$22.93	\$23.21	\$36.61	\$61,060
11-9041	Architectural and Engineering Managers	25	\$72.29	\$60.99	\$72.02	\$81.09	\$150,360
53-6031	Automotive and Watercraft Service Attendants	37	\$15.22	\$14.44	\$14.52	\$15.02	\$31,650
49-3021	Automotive Body and Related Repairers	24	\$20.62	\$18.18	\$20.93	\$23.01	\$42,880
49-3023	Automotive Service Technicians and Mechanics	157	\$24.57	\$18.20	\$23.09	\$28.98	\$51,110
51-3011	Bakers	49	\$16.13	\$14.39	\$15.00	\$17.71	\$33,540
35-3011	Bartenders	89	\$19.71	\$14.13	\$15.78	\$22.91	\$40,990
43-3021	Billing and Posting Clerks	133	\$21.20	\$17.83	\$20.98	\$22.90	\$44,100
19-4021	Biological Technicians	19	\$21.29	\$18.13	\$21.35	\$24.65	\$44,270
43-3031	Bookkeeping, Accounting, and Auditing Clerks	438	\$23.56	\$18.43	\$22.85	\$28.25	\$49,000
49-3031	Bus and Truck Mechanics and Diesel Engine Specialists	131	\$27.85	\$22.69	\$28.87	\$29.58	\$57,930
53-3051	Bus Drivers, School	130	\$21.80	\$22.11	\$23.01	\$23.56	\$45,340
13-1199	Business Operations Specialists, All Other	245	\$34.84	\$26.02	\$34.50	\$43.02	\$72,460
51-3021	Butchers and Meat Cutters	41	\$19.55	\$17.59	\$18.45	\$22.76	\$40,670
13-1020	Buyers and Purchasing Agents	118	\$32.54	\$26.25	\$29.79	\$37.74	\$67,680
51-7011	Cabinetmakers and Bench Carpenters	36	\$19.59	\$16.57	\$18.01	\$22.81	\$40,750
25-2023	Career/Technical Education Teachers, Middle School	10	-	-	-	-	\$83,300
25-1194	Career/Technical Education Teachers, Postsecondary	84	\$29.56	\$21.42	\$29.33	\$36.69	\$61,480
25-2032	Career/Technical Education Teachers, Secondary School	46	-	-	-	-	\$77,870
47-2031	Carpenters	278	\$29.83	\$22.47	\$27.32	\$35.50	\$62,040
41-2011	Cashiers	1,029	\$15.03	\$14.01	\$14.11	\$14.46	\$31,270
47-2051	Cement Masons and Concrete Finishers	42	\$27.52	\$22.47	\$27.70	\$29.62	\$57,240
17-2041	Chemical Engineers	13	\$47.71	\$42.00	\$47.62	\$48.71	\$99,230
51-9011	Chemical Equipment Operators and Tenders	143	\$33.98	\$22.29	\$36.25	\$46.84	\$70,680
19-4031	Chemical Technicians	16	\$20.87	\$17.12	\$19.87	\$22.33	\$43,420
19-2031	Chemists	35	\$33.00	\$27.01	\$29.11	\$36.89	\$68,640
11-1011	Chief Executives	21	\$119.90	\$78.51	-	-	\$249,400
21-1021	Child, Family, and School Social Workers	138	\$28.42	\$22.75	\$28.99	\$33.30	\$59,110
39-9011	Childcare Workers	-	\$16.43	\$14.22	\$17.23	\$17.23	\$34,170
29-1011	Chiropractors	11	\$37.54	\$23.00	\$29.50	\$46.98	\$78,070
17-3022	Civil Engineering Technologists and Technicians	24	\$30.92	\$29.18	\$29.87	\$34.97	\$64,310
17-2051	Civil Engineers	55	\$43.04	\$36.73	\$38.86	\$48.67	\$89,520
53-7061	Cleaners of Vehicles and Equipment	132	\$16.91	\$14.42	\$17.16	\$18.11	\$35,170
29-2010	Clinical Laboratory Technologists and Technicians	52	\$29.00	\$18.03	\$28.66	\$35.53	\$60,320
27-2022	Coaches and Scouts	122	-	-	-	-	\$48,640
51-9124	Coating, Painting, and Spraying Machine Setters, Operators, and Tenders	37	\$20.61	\$18.01	\$20.46	\$22.76	\$42,860
21-1099	Community and Social Service Specialists, All Other	45	\$24.21	\$14.99	\$22.61	\$28.62	\$50,350
21-1094	Community Health Workers	50	\$21.84	\$14.93	\$18.81	\$26.42	\$45,420

SOC code	Longview, Washington MSA occupational title	Estimated employment	Average wage	Percentiles			Annual wage
				25th	50th	75th	
13-1141	Compensation, Benefits, and Job Analysis Specialists	10	\$34.49	\$24.52	\$31.17	\$39.52	\$71,740
13-1041	Compliance Officers	69	\$34.77	\$29.43	\$31.98	\$39.30	\$72,310
11-3021	Computer and Information Systems Managers	45	\$66.68	\$47.83	\$61.52	\$77.78	\$138,690
15-1241	Computer Network Architects	24	\$49.84	\$44.28	\$47.84	\$59.82	\$103,680
15-1231	Computer Network Support Specialists	29	\$38.77	\$29.68	\$36.83	\$41.34	\$80,630
51-9161	Computer Numerically Controlled Tool Operators	41	\$22.83	\$18.30	\$22.95	\$27.01	\$47,490
15-1299	Computer Occupations, All Other	43	\$36.37	\$23.51	\$37.03	\$45.28	\$75,640
15-1211	Computer Systems Analysts	37	\$49.64	\$38.78	\$46.44	\$59.41	\$103,240
15-1232	Computer User Support Specialists	101	\$32.07	\$23.34	\$29.87	\$37.23	\$66,700
19-1031	Conservation Scientists	23	\$34.15	\$24.72	\$34.97	\$38.60	\$71,030
47-4011	Construction and Building Inspectors	16	\$34.13	\$30.19	\$36.73	\$39.58	\$70,990
47-2061	Construction Laborers	370	\$26.73	\$18.23	\$23.16	\$31.75	\$55,600
11-9021	Construction Managers	103	\$52.25	\$38.07	\$46.44	\$61.68	\$108,690
35-2012	Cooks, Institution and Cafeteria	103	\$18.34	\$17.24	\$18.02	\$18.76	\$38,140
35-2014	Cooks, Restaurant	265	\$17.32	\$15.07	\$17.23	\$17.78	\$36,020
35-2015	Cooks, Short Order	20	\$16.16	\$14.70	\$15.30	\$17.30	\$33,600
33-3012	Correctional Officers and Jailers	105	\$27.43	\$23.21	\$29.66	\$29.66	\$57,050
13-1051	Cost Estimators	74	\$35.88	\$27.36	\$35.21	\$46.17	\$74,640
41-2021	Counter and Rental Clerks	129	\$17.63	\$14.36	\$17.18	\$18.17	\$36,670
43-4031	Court, Municipal, and License Clerks	79	\$24.45	\$22.90	\$22.90	\$23.41	\$50,860
53-7021	Crane and Tower Operators	21	\$39.97	\$38.02	\$38.84	\$38.84	\$83,130
13-2041	Credit Analysts	19	\$34.18	\$29.21	\$30.26	\$38.97	\$71,100
43-4051	Customer Service Representatives	366	\$19.72	\$14.50	\$17.75	\$22.51	\$41,030
51-4031	Cut/Punch/Press Mach Setters/Oprs/Tenders, Metal/Plastic	50	\$20.91	\$18.01	\$20.50	\$23.02	\$43,480
31-9091	Dental Assistants	161	\$20.67	\$17.67	\$22.13	\$22.48	\$42,990
29-1292	Dental Hygienists	77	\$47.16	\$45.83	\$46.47	\$48.18	\$98,080
29-1021	Dentists, General	31	\$92.86	\$61.52	\$99.42	-	\$193,160
29-2032	Diagnostic Medical Sonographers	17	\$45.53	\$46.89	\$46.89	\$48.26	\$94,700
29-1031	Dietitians and Nutritionists	14	\$33.83	\$29.05	\$35.29	\$35.82	\$70,370
35-9011	Dining Room and Cafeteria Attendants and Bartender Helpers	43	\$15.45	\$14.17	\$14.69	\$14.84	\$32,130
35-9021	Dishwashers	106	\$15.54	\$14.04	\$14.60	\$16.47	\$32,330
43-5032	Dispatchers, Except Police, Fire, and Ambulance	59	\$23.90	\$18.76	\$22.88	\$27.42	\$49,710
53-3031	Driver/Sales Workers	143	\$15.52	\$13.94	\$14.12	\$17.23	\$32,290
11-9032	Education Administrators, Kindergarten through Secondary	79	-	-	-	-	\$124,970
11-9031	Education and Childcare Administrators, Preschool and Daycare	16	\$27.45	\$23.12	\$25.22	\$27.87	\$57,090
21-1012	Educational, Guidance, and Career Counselors and Advisors	74	\$36.65	\$28.87	\$37.41	\$46.29	\$76,230
17-3023	Electrical and Electronic Engineering Technologists and Technicians	11	\$40.46	\$37.98	\$37.98	\$48.17	\$84,160
17-2071	Electrical Engineers	46	\$52.11	\$38.29	\$48.67	\$61.92	\$108,380
49-9051	Electrical Power-Line Installers and Repairers	43	\$44.97	\$37.78	\$47.78	\$47.78	\$93,540
51-2028	Electrical/Electronic/Electromechanical Assemblers Only	19	\$20.58	\$17.49	\$18.57	\$22.66	\$42,810
47-2111	Electricians	325	\$34.81	\$27.86	\$35.94	\$38.66	\$72,400
25-2021	Elementary School Teachers, Except Special Education	452	-	-	-	-	\$76,950
17-2199	Engineers, All Other	14	\$50.46	\$36.55	\$49.31	\$60.41	\$104,950
17-2081	Environmental Engineers	16	\$50.04	\$41.09	\$49.13	\$61.11	\$104,080
19-2041	Environmental Scientists and Specialists, Including Health	30	\$36.22	\$28.83	\$33.92	\$39.78	\$75,330

SOC code	Longview, Washington MSA occupational title	Estimated employment	Average wage	Percentiles			Annual wage
				25th	50th	75th	
43-6011	Executive Secretaries and Executive Administrative Assistants	46	\$33.03	\$27.79	\$34.58	\$37.28	\$68,710
51-9041	Extruding, Forming, Pressing, & Compacting Mach. Setters, Oprs. & Tenders	78	-	-	-	-	-
11-3013	Facilities Managers	20	\$55.84	\$47.41	\$54.36	\$63.24	\$116,150
45-2092	Farmworkers and Laborers, Crop, Nursery, and Greenhouse	39	\$17.78	\$14.66	\$17.31	\$18.56	\$36,970
35-3023	Fast Food and Counter Workers	1,292	\$15.04	\$14.12	\$14.34	\$15.10	\$31,270
13-2051	Financial and Investment Analysts	13	\$38.21	\$26.69	\$33.52	\$47.62	\$79,470
11-3031	Financial Managers	87	\$63.95	\$46.12	\$58.05	\$78.65	\$133,020
33-2011	Firefighters	100	\$36.49	\$37.30	\$37.78	\$39.43	\$75,900
47-1011	First-Line Supervisors of Construction Trades and Extraction Workers	222	\$42.81	\$37.02	\$39.13	\$48.36	\$89,040
33-1011	First-Line Supervisors of Correctional Officers	14	\$40.15	\$38.34	\$38.36	\$40.14	\$83,510
45-1011	First-Line Supervisors of Farming, Fishing, and Forestry Workers	33	\$35.82	\$29.01	\$32.48	\$37.53	\$74,500
33-1021	First-Line Supervisors of Firefighting and Prevention Workers	48	\$49.07	\$49.04	\$49.04	\$51.03	\$102,070
35-1012	First-Line Supervisors of Food Preparation and Serving Workers	378	\$20.86	\$17.28	\$18.57	\$23.05	\$43,380
37-1011	First-Line Supervisors of Housekeeping and Janitorial Workers	23	\$20.88	\$16.96	\$18.30	\$23.14	\$43,440
37-1012	First-Line Sprvrs. of Landscaping, Lawn Service, & Groundskeeping Workers	21	\$25.38	\$21.09	\$22.42	\$27.46	\$52,800
49-1011	First-Line Supervisors of Mechanics, Installers, and Repairers	198	\$40.95	\$29.98	\$37.40	\$47.87	\$85,180
41-1012	First-Line Supervisors of Non-Retail Sales Workers	29	\$44.31	\$34.31	\$39.56	\$49.68	\$92,160
43-1011	First-Line Supervisors of Office and Administrative Support Workers	305	\$32.11	\$23.71	\$29.96	\$37.51	\$66,800
39-1022	First-Line Supervisors of Personal Service Workers	15	\$25.99	\$18.30	\$26.60	\$30.34	\$54,050
33-1012	First-Line Supervisors of Police and Detectives	28	\$51.07	\$49.15	\$49.15	\$52.03	\$106,230
51-1011	First-Line Supervisors of Production and Operating Workers	413	\$39.61	\$28.88	\$37.71	\$48.35	\$82,390
41-1011	First-Line Supervisors of Retail Sales Workers	399	\$23.42	\$18.16	\$22.22	\$28.11	\$48,710
27-1023	Floral Designers	16	\$16.50	\$14.43	\$14.61	\$18.03	\$34,320
51-3092	Food Batchmakers	31	\$19.27	\$16.54	\$17.95	\$22.57	\$40,080
35-2021	Food Preparation Workers	182	\$16.50	\$14.83	\$15.28	\$17.69	\$34,310
51-3099	Food Processing Workers, All Other	11	\$17.14	\$14.29	\$17.48	\$17.79	\$35,650
35-3041	Food Servers, Nonrestaurant	79	\$15.53	\$14.56	\$14.83	\$15.14	\$32,290
11-9051	Food Service Managers	25	\$37.49	\$28.04	\$36.78	\$46.85	\$77,970
19-1032	Foresters	33	\$38.38	\$33.30	\$35.81	\$39.01	\$79,820
13-1131	Fundraisers	11	\$32.27	\$23.11	\$29.13	\$36.92	\$67,120
51-9051	Furnace, Kiln, Oven, Drier, and Kettle Operators and Tenders	33	\$28.43	\$21.21	\$28.96	\$32.70	\$59,140
11-1021	General and Operations Managers	562	\$60.40	\$37.75	\$49.70	\$76.60	\$125,640
27-1024	Graphic Designers	16	\$22.22	\$18.23	\$18.45	\$26.02	\$46,220
39-5012	Hairdressers, Hairstylists, and Cosmetologists	112	\$19.68	\$17.65	\$18.50	\$22.07	\$40,930
29-9099	Healthcare Practitioners and Technical Workers, All Other	12	\$24.54	\$17.97	\$18.26	\$29.78	\$51,050
21-1022	Healthcare Social Workers	56	\$30.31	\$23.67	\$29.97	\$34.99	\$63,050
31-9099	Healthcare Support Workers, All Other	47	\$23.17	\$18.30	\$22.17	\$29.49	\$48,190
49-9021	Heating, Air Conditioning, and Refrigeration Mechanics and Installers	83	\$27.04	\$18.39	\$23.09	\$29.43	\$56,230
53-3032	Heavy and Tractor-Trailer Truck Drivers	736	\$26.23	\$23.05	\$23.72	\$29.37	\$54,550
49-9098	Helpers-Installation, Maintenance, and Repair Workers	30	\$23.55	\$17.75	\$27.97	\$27.97	\$48,990
51-9198	Helpers-Production Workers	111	\$18.10	\$14.39	\$17.58	\$22.03	\$37,640
47-4051	Highway Maintenance Workers	21	\$28.34	\$27.33	\$27.33	\$30.03	\$58,940
31-1120	Home Health and Personal Care Aides	1,292	\$15.15	\$14.33	\$14.33	\$16.99	\$31,510
35-9031	Hosts and Hostesses, Restaurant, Lounge, and Coffee Shop	73	\$15.24	\$14.15	\$14.50	\$14.75	\$31,690
43-4081	Hotel, Motel, and Resort Desk Clerks	58	\$15.39	\$14.11	\$14.23	\$16.08	\$32,010

SOC code	Longview, Washington MSA occupational title	Estimated employment	Average wage	Percentiles			Annual wage
				25th	50th	75th	
43-4161	Human Resources Assistants, Except Payroll and Timekeeping	25	\$23.80	\$18.07	\$23.05	\$28.50	\$49,500
11-3121	Human Resources Managers	31	\$63.36	\$52.20	\$61.77	\$77.35	\$131,780
13-1071	Human Resources Specialists	165	\$32.65	\$25.25	\$30.51	\$38.23	\$67,920
17-2112	Industrial Engineers	90	\$47.67	\$37.74	\$47.62	\$58.33	\$99,150
49-9041	Industrial Machinery Mechanics	554	\$34.69	\$28.90	\$36.30	\$37.40	\$72,160
11-3051	Industrial Production Managers	89	\$63.05	\$48.38	\$60.95	\$77.18	\$131,150
53-7051	Industrial Truck and Tractor Operators	256	\$21.30	\$17.70	\$18.83	\$23.78	\$44,300
43-4199	Information and Record Clerks, All Other	28	\$20.13	\$17.83	\$17.83	\$22.81	\$41,860
51-9061	Inspectors, Testers, Sorters, Samplers, and Weighers	156	\$25.06	\$18.20	\$26.09	\$28.56	\$52,110
49-9099	Installation, Maintenance, and Repair Workers, All Other	17	\$20.31	\$14.72	\$22.10	\$23.12	\$42,240
25-9031	Instructional Coordinators	23	\$36.48	\$26.27	\$36.89	\$46.81	\$75,880
41-3021	Insurance Sales Agents	77	\$25.29	\$17.99	\$22.73	\$28.91	\$52,600
37-2011	Janitors and Cleaners, Except Maids and Housekeeping Cleaners	484	\$17.43	\$14.62	\$16.89	\$18.48	\$36,250
23-1023	Judges, Magistrate Judges, and Magistrates	14	\$62.26	\$47.99	\$50.27	\$54.84	\$129,500
25-2012	Kindergarten Teachers, Except Special Education	90	-	-	-	-	\$75,170
13-1075	Labor Relations Specialists	29	\$44.74	\$30.51	\$46.17	\$49.41	\$93,050
53-7062	Laborers and Freight, Stock, and Material Movers, Hand	731	\$18.03	\$14.63	\$17.48	\$18.24	\$37,490
37-3011	Landscaping and Groundskeeping Workers	209	\$18.37	\$14.90	\$17.35	\$20.80	\$38,210
51-6011	Laundry and Dry-Cleaning Workers	17	\$15.53	\$14.34	\$14.38	\$17.66	\$32,310
23-1011	Lawyers	53	\$52.22	\$39.55	\$50.27	\$63.96	\$108,620
43-6012	Legal Secretaries and Administrative Assistants	30	\$23.28	\$22.62	\$23.05	\$29.10	\$48,420
25-4022	Librarians and Media Collections Specialists	14	\$37.84	\$29.72	\$37.65	\$46.29	\$78,710
29-2061	Licensed Practical and Licensed Vocational Nurses	114	\$28.43	\$25.91	\$29.22	\$29.45	\$59,130
53-3033	Light Truck Drivers	334	\$20.13	\$15.71	\$18.48	\$23.02	\$41,880
43-4131	Loan Interviewers and Clerks	58	\$21.42	\$18.21	\$22.42	\$23.00	\$44,550
13-2072	Loan Officers	113	\$34.05	\$23.34	\$28.91	\$38.34	\$70,810
11-9081	Lodging Managers	12	\$25.56	\$17.74	\$22.39	\$23.26	\$53,160
45-4023	Log Graders and Scalers	50	\$22.44	\$18.28	\$23.17	\$23.17	\$46,670
45-4022	Logging Equipment Operators	179	\$30.18	\$26.91	\$29.08	\$31.29	\$62,780
45-4029	Logging Workers, All Other	53	\$28.26	\$23.44	\$28.74	\$31.29	\$58,780
13-1081	Logisticians	15	\$35.08	\$26.12	\$37.08	\$39.14	\$72,960
53-7063	Machine Feeders and Offbearers	141	\$19.08	\$17.90	\$18.24	\$21.83	\$39,690
51-4041	Machinists	184	\$27.23	\$22.78	\$27.95	\$29.42	\$56,640
29-2035	Magnetic Resonance Imaging Technologists	13	\$43.56	\$38.16	\$46.36	\$47.80	\$90,610
37-2012	Maids and Housekeeping Cleaners	218	\$15.35	\$14.14	\$14.62	\$16.33	\$31,930
49-9071	Maintenance and Repair Workers, General	332	\$23.25	\$17.71	\$22.36	\$28.55	\$48,360
49-9043	Maintenance Workers, Machinery	34	\$23.88	\$17.85	\$22.72	\$28.55	\$49,680
13-1111	Management Analysts	80	\$47.48	\$34.70	\$42.61	\$55.49	\$98,760
11-9199	Managers, All Other	95	\$58.88	\$45.82	\$57.01	\$72.74	\$122,480
13-1161	Market Research Analysts and Marketing Specialists	84	\$33.91	\$22.91	\$30.51	\$43.78	\$70,530
11-2021	Marketing Managers	29	\$74.71	\$51.51	\$70.64	\$78.44	\$155,400
51-3022	Meat, Poultry, and Fish Cutters and Trimmers	320	\$14.87	\$14.03	\$14.03	\$16.75	\$30,940
17-3013	Mechanical Drafters	23	\$26.26	\$23.04	\$26.81	\$29.32	\$54,610
17-2141	Mechanical Engineers	68	\$43.69	\$37.61	\$41.09	\$47.90	\$90,870
11-9111	Medical and Health Services Managers	66	\$57.67	\$37.67	\$57.28	\$60.95	\$119,940



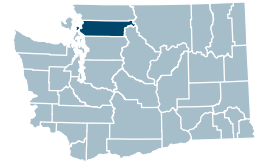
SOC code	Longview, Washington MSA occupational title	Estimated employment	Average wage	Percentiles			Annual wage
				25th	50th	75th	
31-9092	Medical Assistants	193	\$20.83	\$17.63	\$21.80	\$23.16	\$43,320
29-2072	Medical Records Specialists	42	\$21.73	\$17.84	\$18.20	\$23.01	\$45,200
43-6013	Medical Secretaries and Administrative Assistants	66	\$19.99	\$17.56	\$18.13	\$21.88	\$41,590
13-1121	Meeting, Convention, and Event Planners	13	\$23.34	\$18.73	\$21.36	\$27.11	\$48,560
21-1023	Mental Health and Substance Abuse Social Workers	38	-	-	-	-	-
27-1026	Merchandise Displayers and Window Trimmers	47	\$16.87	\$14.52	\$14.57	\$18.05	\$35,090
25-2022	Middle School Teachers, Except Special and Career/Technical Education	133	-	-	-	-	\$80,040
49-9044	Millwrights	83	\$31.88	\$27.16	\$29.19	\$37.58	\$66,320
51-2090	Miscellaneous Assemblers and Fabricators	238	\$18.44	\$14.62	\$17.94	\$20.94	\$38,360
49-3042	Mobile Heavy Equipment Mechanics, Except Engines	98	\$28.80	\$23.01	\$28.94	\$35.73	\$59,900
39-4031	Morticians, Undertakers, and Funeral Arrangers	11	\$27.63	\$23.25	\$28.55	\$29.63	\$57,470
53-3099	Motor Vehicle Operators, All Other	40	\$14.95	\$14.76	\$14.76	\$14.91	\$31,100
15-1244	Network and Computer Systems Administrators	45	\$44.17	\$37.32	\$42.17	\$49.18	\$91,880
29-1171	Nurse Practitioners	40	\$57.92	\$48.40	\$60.39	\$62.26	\$120,460
31-1131	Nursing Assistants	526	\$16.90	\$14.62	\$17.46	\$17.69	\$35,160
19-5011	Occupational Health and Safety Specialists	47	\$41.93	\$34.11	\$37.87	\$47.13	\$87,220
29-1122	Occupational Therapists	28	\$43.42	\$36.43	\$46.13	\$46.79	\$90,300
31-2011	Occupational Therapy Assistants	16	\$26.21	\$24.00	\$24.00	\$29.68	\$54,520
43-9199	Office and Administrative Support Workers, All Other	39	\$22.50	\$19.44	\$22.42	\$23.02	\$46,790
43-9061	Office Clerks, General	736	\$20.02	\$16.91	\$18.13	\$22.69	\$41,650
47-2073	Operating Engineers and Other Construction Equipment Operators	225	\$30.15	\$23.22	\$29.17	\$36.06	\$62,710
29-2081	Opticians, Dispensing	25	\$22.75	\$17.73	\$22.04	\$27.96	\$47,320
51-9111	Packaging and Filling Machine Operators and Tenders	110	\$16.51	\$13.69	\$15.04	\$18.11	\$34,350
53-7064	Packers and Packers, Hand	225	\$16.50	\$14.33	\$14.76	\$17.39	\$34,320
47-2141	Painters, Construction and Maintenance	35	\$22.25	\$18.35	\$22.20	\$23.02	\$46,280
51-9196	Paper Goods Machine Setters, Operators, and Tenders	545	\$31.35	\$27.53	\$29.42	\$36.23	\$65,210
23-2011	Paralegals and Legal Assistants	31	\$26.92	\$22.23	\$23.08	\$29.32	\$55,990
29-2043	Paramedics	40	\$41.32	\$40.49	\$44.80	\$45.02	\$85,940
41-2022	Parts Salespersons	97	\$19.55	\$14.70	\$17.71	\$22.45	\$40,660
43-3051	Payroll and Timekeeping Clerks	55	\$27.13	\$22.42	\$26.88	\$29.86	\$56,440
39-9099	Personal Care and Service Workers, All Other	-	\$14.46	\$14.21	\$14.21	\$14.21	\$30,080
13-2052	Personal Financial Advisors	16	\$60.16	\$18.24	\$48.07	-	\$125,140
37-3012	Pesticide Handlers, Sprayers, and Applicators, Vegetation	13	\$23.51	\$18.34	\$22.97	\$24.05	\$48,890
29-1051	Pharmacists	89	\$64.09	\$60.37	\$60.80	\$77.24	\$133,320
29-2052	Pharmacy Technicians	104	\$22.06	\$17.87	\$22.04	\$22.81	\$45,890
31-9097	Phlebotomists	35	\$22.17	\$18.11	\$21.36	\$27.97	\$46,120
29-1123	Physical Therapists	47	\$43.93	\$37.51	\$46.13	\$47.34	\$91,370
29-1071	Physician Assistants	17	\$58.37	\$48.40	\$60.97	\$62.89	\$121,420
29-1229	Physicians, All Other	27	\$109.88	\$64.05	-	-	\$228,550
47-2151	Pipelayers	20	\$28.56	\$23.55	\$30.03	\$30.70	\$59,400
47-2152	Plumbers, Pipefitters, and Steamfitters	183	\$31.63	\$23.16	\$28.07	\$37.37	\$65,790
33-3051	Police and Sheriff's Patrol Officers	111	\$38.93	\$37.45	\$38.14	\$40.75	\$80,960
43-5051	Postal Service Clerks	19	\$25.09	\$21.29	\$25.60	\$30.87	\$52,190
43-5052	Postal Service Mail Carriers	86	\$25.84	\$19.06	\$24.58	\$32.32	\$53,750
25-2011	Preschool Teachers, Except Special Education	121	\$18.58	\$14.11	\$17.49	\$23.00	\$38,640

SOC code	Longview, Washington MSA occupational title	Estimated employment	Average wage	Percentiles			Annual wage
				25th	50th	75th	
51-5112	Printing Press Operators	28	\$18.92	\$17.48	\$18.18	\$20.74	\$39,350
21-1092	Probation Officers and Correctional Treatment Specialists	48	\$32.59	\$29.83	\$32.10	\$35.43	\$67,790
43-3061	Procurement Clerks	17	\$21.00	\$17.80	\$18.63	\$22.45	\$43,680
43-5061	Production, Planning, and Expediting Clerks	152	\$28.48	\$20.80	\$26.96	\$36.73	\$59,240
13-1082	Project Management Specialists	95	\$45.28	\$30.76	\$43.79	\$59.64	\$94,190
11-9141	Property, Real Estate, and Community Association Managers	18	\$47.21	\$29.94	\$41.96	\$53.62	\$98,190
33-9099	Protective Service Workers, All Other	32	\$19.92	\$17.94	\$18.94	\$19.14	\$41,430
27-3031	Public Relations Specialists	22	\$40.24	\$28.90	\$33.89	\$49.04	\$83,710
11-3061	Purchasing Managers	19	\$61.75	\$49.10	\$57.76	\$63.32	\$128,440
29-2034	Radiologic Technologists and Technicians	31	\$36.66	\$28.95	\$36.57	\$45.46	\$76,250
41-9022	Real Estate Sales Agents	23	\$33.69	\$21.84	\$29.10	\$36.92	\$70,080
43-4171	Receptionists and Information Clerks	288	\$17.45	\$14.26	\$17.29	\$18.03	\$36,300
39-9032	Recreation Workers	54	\$16.37	\$14.44	\$14.63	\$18.03	\$34,050
29-1141	Registered Nurses	786	\$42.70	\$36.27	\$45.62	\$46.24	\$88,810
21-1015	Rehabilitation Counselors	37	\$26.80	\$21.17	\$28.69	\$30.16	\$55,750
41-2031	Retail Salespersons	1,311	\$16.94	\$14.33	\$14.58	\$17.69	\$35,240
47-2181	Roofers	184	\$27.35	\$22.82	\$28.29	\$29.15	\$56,890
41-9031	Sales Engineers	16	\$36.66	\$30.10	\$38.43	\$44.59	\$76,240
11-2022	Sales Managers	57	\$69.46	\$47.29	\$61.02	\$91.78	\$144,480
41-3091	Sales Reps. of Svcs., Exc. Advertising, Insurance, Financial Svcs., & Travel	130	\$34.43	\$23.21	\$29.80	\$38.49	\$71,610
41-4012	Sales Reps/Wholesale/Mfg, Except Tech/Science Products	347	\$39.60	\$24.15	\$36.57	\$46.94	\$82,360
51-7041	Sawing Machine Setters, Operators, and Tenders, Wood	142	\$20.56	\$18.18	\$18.18	\$22.95	\$42,770
19-3034	School Psychologists	16	\$41.25	\$36.89	\$39.83	\$48.61	\$85,800
25-2031	Secondary School Teachers, Except Special and Career/Technical Education	208	-	-	-	-	\$80,150
43-6014	Secretaries and Admin. Assistants, Except Legal, Medical, and Executive	454	\$21.97	\$17.83	\$22.58	\$23.52	\$45,690
41-3031	Securities, Commodities, and Financial Services Sales Agents	32	\$26.02	\$20.93	\$22.61	\$28.80	\$54,120
33-9032	Security Guards	67	\$19.08	\$15.00	\$17.68	\$22.11	\$39,690
25-3021	Self-Enrichment Teachers	60	\$18.91	\$14.26	\$17.24	\$22.42	\$39,330
47-4071	Septic Tank Servicers and Sewer Pipe Cleaners	15	\$23.14	\$17.67	\$22.53	\$27.99	\$48,130
47-2211	Sheet Metal Workers	41	-	-	-	-	-
43-5071	Shipping, Receiving, and Inventory Clerks	284	\$21.54	\$17.83	\$21.85	\$23.00	\$44,800
53-3053	Shuttle Drivers and Chauffeurs	32	\$16.62	\$14.42	\$14.91	\$18.24	\$34,560
11-9151	Social and Community Service Managers	26	\$40.58	\$34.66	\$38.96	\$48.88	\$84,410
21-1093	Social and Human Service Assistants	95	\$21.81	\$17.43	\$22.04	\$26.69	\$45,360
15-1252	Software Developers	110	\$58.21	\$43.90	\$54.61	\$63.78	\$121,070
15-1253	Software Quality Assurance Analysts and Testers	-	\$35.23	\$26.39	\$34.24	\$39.10	\$73,270
25-2052	Special Education Teachers, Kindergarten and Elementary School	50	-	-	-	-	\$72,270
25-2057	Special Education Teachers, Middle School	20	-	-	-	-	\$75,390
25-2051	Special Education Teachers, Preschool	23	-	-	-	-	\$51,390
25-2058	Special Education Teachers, Secondary School	34	-	-	-	-	\$78,400
29-1127	Speech-Language Pathologists	39	\$38.24	\$30.22	\$37.40	\$46.13	\$79,530
53-7065	Stockers and Order Fillers	655	\$16.48	\$14.42	\$14.76	\$18.14	\$34,270
51-2041	Structural Metal Fabricators and Fitters	55	\$27.60	\$22.37	\$23.00	\$29.01	\$57,410
21-1018	Substance Abuse, Behavioral Disorder, and Mental Health Counselors	221	\$27.73	\$21.10	\$27.24	\$30.26	\$57,680
25-3031	Substitute Teachers, Short-Term	105	\$21.48	\$22.11	\$22.11	\$22.49	\$44,670

SOC code	Longview, Washington MSA occupational title	Estimated employment	Average wage	Percentiles			Annual wage
				25th	50th	75th	
25-9045	Teaching Assistants, Except Postsecondary	623	-	-	-	-	\$36,090
49-2022	Telecommunications Equipment Installers and Repairers, Exc. Line Installers	48	\$30.73	\$23.31	\$29.36	\$37.29	\$63,920
43-3071	Tellers	176	\$19.30	\$17.62	\$18.10	\$22.42	\$40,140
23-2093	Title Examiners, Abstractors, and Searchers	19	\$23.92	\$17.67	\$22.43	\$28.36	\$49,760
51-4194	Tool Grinders, Filers, and Sharpeners	70	\$23.50	\$22.74	\$23.38	\$23.38	\$48,880
13-1151	Training and Development Specialists	42	\$39.51	\$27.36	\$34.84	\$49.53	\$82,170
11-3071	Transportation, Storage, and Distribution Managers	30	\$61.59	\$43.01	\$60.26	\$76.24	\$128,120
53-1047	Transportation/Material Moving Supervisors/No Cargo Handlers	269	\$31.16	\$23.73	\$27.43	\$37.31	\$64,800
19-3051	Urban and Regional Planners	15	\$35.50	\$31.56	\$31.56	\$40.00	\$73,840
29-1131	Veterinarians	17	\$53.10	\$39.75	\$52.28	\$58.05	\$110,440
31-9096	Veterinary Assistants and Laboratory Animal Caretakers	20	\$16.70	\$14.33	\$17.05	\$17.29	\$34,740
29-2056	Veterinary Technologists and Technicians	14	\$21.99	\$18.10	\$21.84	\$22.20	\$45,730
35-3031	Waiters and Waitresses	300	\$19.38	\$14.11	\$14.84	\$22.60	\$40,300
51-8031	Water and Wastewater Treatment Plant and System Operators	57	\$31.54	\$28.69	\$29.77	\$36.16	\$65,610
43-5111	Weighers, Measurers, Checkers, and Samplers, Recordkeeping	51	\$19.75	\$18.13	\$19.00	\$22.38	\$41,070
51-4121	Welders, Cutters, Solderers, and Brazers	153	\$24.30	\$20.98	\$23.00	\$27.52	\$50,540
51-7042	Woodworking Machine Setters, Operators, and Tenders, Except Sawing	101	\$21.24	\$18.01	\$21.38	\$22.95	\$44,170
19-1023	Zoologists and Wildlife Biologists	15	\$40.58	\$30.16	\$36.73	\$50.73	\$84,400



**Mount Vernon-Anacortes, Washington MSA**  
 2022 Occupational Employment  
 and Wage Estimates  
 Includes Skagit County



SOC code	Mount Vernon-Anacortes, Washington MSA occupational title	Estimated employment	Average wage	Percentiles			Annual wage
				25th	50th	75th	
13-2011	Accountants and Auditors	296	\$39.61	\$30.17	\$37.12	\$47.05	\$82,390
11-3012	Administrative Services Managers	13	\$53.46	\$46.80	\$57.19	\$59.07	\$111,200
41-3011	Advertising Sales Agents	25	\$27.26	\$14.77	\$18.48	\$29.31	\$56,710
49-3011	Aircraft Mechanics and Service Technicians	33	\$26.23	\$23.28	\$23.86	\$29.57	\$54,560
39-3091	Amusement and Recreation Attendants	79	\$15.23	\$14.41	\$14.57	\$14.74	\$31,690
39-2021	Animal Caretakers	68	\$16.23	\$14.45	\$14.78	\$17.25	\$33,750
39-2011	Animal Trainers	11	\$18.09	\$14.60	\$15.03	\$20.25	\$37,630
17-1011	Architects, Except Landscape and Naval	23	\$45.45	\$36.13	\$38.03	\$57.52	\$94,530
11-9041	Architectural and Engineering Managers	53	\$71.18	\$58.05	\$73.25	\$73.25	\$148,050
53-6031	Automotive and Watercraft Service Attendants	63	\$17.00	\$14.68	\$17.26	\$17.93	\$35,360
49-3021	Automotive Body and Related Repairers	59	\$25.24	\$21.63	\$23.01	\$29.04	\$52,500
49-3023	Automotive Service Technicians and Mechanics	250	\$24.99	\$18.13	\$23.21	\$29.30	\$51,970
51-3011	Bakers	86	\$16.66	\$14.57	\$14.86	\$17.68	\$34,650
35-3011	Bartenders	159	\$18.63	\$14.42	\$15.19	\$20.59	\$38,740
43-3011	Bill and Account Collectors	28	\$22.45	\$14.53	\$18.38	\$28.61	\$46,700
43-3021	Billing and Posting Clerks	158	\$21.85	\$18.20	\$22.66	\$23.11	\$45,450
19-4021	Biological Technicians	36	\$20.61	\$18.62	\$19.04	\$21.82	\$42,880
43-3031	Bookkeeping, Accounting, and Auditing Clerks	575	\$24.24	\$18.94	\$23.15	\$28.89	\$50,410
49-3031	Bus and Truck Mechanics and Diesel Engine Specialists	158	\$29.18	\$26.57	\$29.04	\$29.95	\$60,700
53-3051	Bus Drivers, School	157	\$25.19	\$23.07	\$23.38	\$29.10	\$52,400
13-1199	Business Operations Specialists, All Other	330	\$33.34	\$23.25	\$30.17	\$38.60	\$69,340
51-3021	Butchers and Meat Cutters	64	\$20.82	\$18.02	\$22.84	\$22.95	\$43,300
13-1020	Buyers and Purchasing Agents	143	\$32.08	\$23.41	\$29.37	\$37.15	\$66,730
51-7011	Cabinetmakers and Bench Carpenters	49	\$20.82	\$18.01	\$22.04	\$22.91	\$43,300
25-1194	Career/Technical Education Teachers, Postsecondary	113	\$32.26	\$23.43	\$29.69	\$37.27	\$67,110
25-2032	Career/Technical Education Teachers, Secondary School	55	-	-	-	-	\$92,690
47-2031	Carpenters	379	\$28.75	\$22.86	\$27.75	\$35.70	\$59,810
41-2011	Cashiers	1,094	\$16.46	\$14.35	\$14.54	\$17.76	\$34,230
47-2051	Cement Masons and Concrete Finishers	117	\$34.37	\$28.55	\$30.92	\$46.05	\$71,480
35-1011	Chefs and Head Cooks	42	\$27.70	\$20.86	\$26.42	\$33.75	\$57,620
19-2031	Chemists	22	\$32.06	\$23.96	\$30.24	\$37.87	\$66,680
11-1011	Chief Executives	26	\$90.58	\$61.27	\$79.61	-	\$188,410
21-1021	Child, Family, and School Social Workers	181	\$27.67	\$22.32	\$27.33	\$34.11	\$57,550
39-9011	Childcare Workers	48	\$15.53	\$14.45	\$14.57	\$15.25	\$32,310
29-1011	Chiropractors	18	\$36.92	\$16.55	\$29.74	\$47.16	\$76,780
17-3022	Civil Engineering Technologists and Technicians	37	\$30.47	\$29.43	\$29.81	\$33.30	\$63,380
17-2051	Civil Engineers	145	\$42.03	\$36.29	\$39.40	\$45.95	\$87,410
13-1031	Claims Adjusters, Examiners, and Investigators	61	\$37.94	\$23.96	\$35.18	\$46.53	\$78,910
53-7061	Cleaners of Vehicles and Equipment	182	\$17.15	\$14.59	\$17.23	\$18.18	\$35,670
29-2010	Clinical Laboratory Technologists and Technicians	136	\$28.86	\$21.81	\$27.53	\$37.31	\$60,030

SOC code	Mount Vernon-Anacortes, Washington MSA occupational title	Estimated employment	Average wage	Percentiles			Annual wage
				25th	50th	75th	
27-2022	Coaches and Scouts	139	-	-	-	-	\$43,710
51-9124	Coating, Painting, and Spraying Machine Setters, Operators, and Tenders	102	\$26.35	\$18.79	\$24.06	\$36.13	\$54,810
21-1099	Community and Social Service Specialists, All Other	49	\$23.02	\$16.41	\$22.42	\$24.83	\$47,890
21-1094	Community Health Workers	50	\$27.15	\$22.56	\$27.21	\$30.01	\$56,470
13-1041	Compliance Officers	80	\$35.89	\$29.31	\$35.54	\$45.34	\$74,650
11-3021	Computer and Information Systems Managers	39	\$69.74	\$56.60	\$64.51	\$80.56	\$145,050
15-1231	Computer Network Support Specialists	26	\$35.55	\$31.35	\$35.70	\$37.78	\$73,950
51-9162	Computer Numerically Controlled Tool Programmers	17	\$36.35	\$28.90	\$35.70	\$45.56	\$75,610
15-1299	Computer Occupations, All Other	52	\$45.44	\$30.29	\$39.75	\$57.20	\$94,500
15-1211	Computer Systems Analysts	82	\$43.31	\$35.98	\$45.56	\$48.89	\$90,080
15-1232	Computer User Support Specialists	136	\$29.55	\$23.21	\$29.09	\$35.73	\$61,460
19-1031	Conservation Scientists	54	\$32.34	\$26.69	\$29.43	\$37.45	\$67,260
47-4011	Construction and Building Inspectors	54	\$34.42	\$27.53	\$34.33	\$40.57	\$71,600
47-2061	Construction Laborers	564	\$26.27	\$18.93	\$23.10	\$30.42	\$54,640
11-9021	Construction Managers	164	\$52.67	\$41.57	\$47.82	\$61.62	\$109,540
49-9012	Control and Valve Installers and Repairers, Except Mechanical Door	12	\$37.43	\$22.62	\$37.67	\$48.93	\$77,850
35-2011	Cooks, Fast Food	207	\$16.14	\$14.77	\$15.60	\$17.73	\$33,580
35-2012	Cooks, Institution and Cafeteria	160	\$19.49	\$17.35	\$18.41	\$22.67	\$40,540
35-2014	Cooks, Restaurant	489	\$18.03	\$16.67	\$17.34	\$18.88	\$37,510
35-2015	Cooks, Short Order	37	\$16.75	\$14.78	\$15.30	\$18.72	\$34,830
13-1051	Cost Estimators	75	\$36.18	\$26.61	\$36.01	\$43.83	\$75,250
41-2021	Counter and Rental Clerks	193	\$18.00	\$14.46	\$17.34	\$18.22	\$37,440
43-5021	Couriers and Messengers	22	\$16.49	\$14.55	\$16.76	\$17.76	\$34,300
43-4031	Court, Municipal, and License Clerks	105	\$26.11	\$22.78	\$23.49	\$29.03	\$54,310
13-2041	Credit Analysts	27	\$37.82	\$29.73	\$37.03	\$39.22	\$78,660
33-9091	Crossing Guards and Flaggers	28	\$25.33	\$18.89	\$23.19	\$28.15	\$52,680
43-4051	Customer Service Representatives	600	\$20.77	\$16.82	\$18.29	\$23.00	\$43,200
51-4031	Cut/Punch/Press Mach Setters/Oprs/Tenders, Metal/Plastic	23	\$19.38	\$17.48	\$18.42	\$23.10	\$40,310
43-9021	Data Entry Keyers	13	\$17.09	\$14.53	\$17.35	\$18.21	\$35,550
15-1242	Database Administrators	15	\$42.61	\$37.41	\$40.14	\$47.43	\$88,630
41-9011	Demonstrators and Product Promoters	34	\$16.85	\$14.36	\$14.80	\$18.27	\$35,050
31-9091	Dental Assistants	204	\$22.26	\$18.69	\$22.79	\$23.34	\$46,310
29-1292	Dental Hygienists	101	\$46.12	\$47.19	\$47.85	\$48.17	\$95,930
29-1021	Dentists, General	26	\$99.70	\$63.79	-	-	\$207,380
33-3021	Detectives and Criminal Investigators	15	\$40.59	\$39.03	\$39.03	\$43.86	\$84,430
29-2032	Diagnostic Medical Sonographers	40	\$43.05	\$38.37	\$47.13	\$47.81	\$89,540
29-1031	Dietitians and Nutritionists	16	\$33.78	\$28.63	\$29.74	\$38.04	\$70,260
35-9011	Dining Room and Cafeteria Attendants and Bartender Helpers	100	\$15.75	\$14.78	\$14.95	\$15.33	\$32,760
35-9021	Dishwashers	150	\$15.99	\$14.49	\$15.03	\$16.69	\$33,250
43-5032	Dispatchers, Except Police, Fire, and Ambulance	98	\$26.35	\$23.11	\$27.87	\$29.82	\$54,810
53-3031	Driver/Sales Workers	186	\$16.88	\$14.45	\$14.84	\$18.52	\$35,110
27-3041	Editors	16	\$30.65	\$17.91	\$22.82	\$36.27	\$63,750
11-9039	Education Administrators, All Other	20	\$30.82	\$22.58	\$23.23	\$30.43	\$64,100
11-9032	Education Administrators, Kindergarten through Secondary	93	-	-	-	-	\$131,670
11-9031	Education and Childcare Administrators, Preschool and Daycare	23	\$27.56	\$22.42	\$23.26	\$34.86	\$57,330

SOC code	Mount Vernon-Anacortes, Washington MSA occupational title	Estimated employment	Average wage	Percentiles			Annual wage
				25th	50th	75th	
25-9099	Educational Instruction and Library Workers, All Other	20	\$28.93	\$22.59	\$29.59	\$35.54	\$60,160
21-1012	Educational, Guidance, and Career Counselors and Advisors	89	\$38.83	\$30.30	\$37.46	\$47.21	\$80,760
49-2093	Electrical and Electronics Installers and Repairers, Transportation Equipment	13	\$23.97	\$22.11	\$22.62	\$27.45	\$49,860
49-2094	Electrical and Electronics Repairers, Commercial and Industrial Equipment	24	\$46.38	\$40.57	\$47.29	\$48.93	\$96,470
17-2071	Electrical Engineers	52	\$48.36	\$35.08	\$44.71	\$59.13	\$100,590
51-2028	Electrical/Electronic/Electromechanical Assemblers Only	74	\$17.82	\$14.49	\$15.33	\$20.19	\$37,070
47-2111	Electricians	518	\$40.58	\$28.66	\$38.35	\$48.66	\$84,400
25-2021	Elementary School Teachers, Except Special Education	489	-	-	-	-	\$84,380
43-4061	Eligibility Interviewers, Government Programs	59	\$27.08	\$23.64	\$27.85	\$30.16	\$56,330
17-3029	Engineering Technologists and Technicians, Except Drafters, All Other	17	\$32.92	\$21.58	\$35.46	\$35.69	\$68,470
17-2199	Engineers, All Other	14	\$35.91	\$27.35	\$38.29	\$38.29	\$74,690
39-1014	Entertainment and Recreation Workers Supervisors, Except Gambling Services	21	\$29.19	\$22.04	\$27.59	\$37.82	\$60,700
17-2081	Environmental Engineers	10	\$52.39	\$45.90	\$45.90	\$72.86	\$108,960
19-4042	Environmental Science and Protection Technicians, Including Health	16	\$21.17	\$18.22	\$22.76	\$23.19	\$44,040
19-2041	Environmental Scientists and Specialists, Including Health	64	\$42.46	\$29.92	\$36.00	\$48.04	\$88,320
47-5022	Excavating and Loading Machine and Dragline Operators, Surface Mining	21	\$26.84	\$23.22	\$23.24	\$26.19	\$55,830
43-6011	Executive Secretaries and Executive Administrative Assistants	87	\$30.95	\$27.93	\$29.65	\$36.37	\$64,380
39-9031	Exercise Trainers and Group Fitness Instructors	99	\$21.90	\$17.67	\$22.42	\$23.11	\$45,550
11-3013	Facilities Managers	24	\$59.05	\$45.25	\$57.16	\$77.65	\$122,830
29-1215	Family Medicine Physicians	34	\$134.62	-	-	-	\$280,000
49-3041	Farm Equipment Mechanics and Service Technicians	33	\$27.14	\$23.23	\$29.55	\$29.81	\$56,460
45-2092	Farmworkers and Laborers, Crop, Nursery, and Greenhouse	53	\$18.06	\$14.79	\$17.53	\$19.44	\$37,560
45-2093	Farmworkers, Farm, Ranch, and Aquacultural Animals	56	\$17.80	\$14.25	\$17.98	\$21.35	\$37,030
35-3023	Fast Food and Counter Workers	1,390	\$15.57	\$14.63	\$14.77	\$16.25	\$32,390
51-2051	Fiberglass Laminators and Fabricators	85	\$21.74	\$18.18	\$22.42	\$23.38	\$45,220
43-4071	File Clerks	24	\$16.47	\$14.38	\$14.44	\$18.15	\$34,270
13-2051	Financial and Investment Analysts	27	\$45.39	\$35.41	\$37.84	\$56.57	\$94,400
11-3031	Financial Managers	116	\$66.54	\$42.25	\$60.38	\$77.94	\$138,400
13-2054	Financial Risk Specialists	12	\$46.57	\$30.36	\$40.23	\$47.23	\$96,870
13-2099	Financial Specialists, All Other	26	\$36.57	\$23.86	\$30.69	\$48.62	\$76,070
33-2011	Firefighters	154	\$33.41	\$29.08	\$34.94	\$38.65	\$69,500
47-1011	First-Line Supervisors of Construction Trades and Extraction Workers	355	\$45.65	\$36.30	\$46.28	\$57.31	\$94,940
45-1011	First-Line Supervisors of Farming, Fishing, and Forestry Workers	20	\$29.72	\$24.16	\$29.47	\$30.74	\$61,830
33-1021	First-Line Supervisors of Firefighting and Prevention Workers	73	\$50.03	\$45.63	\$50.43	\$55.97	\$104,070
35-1012	First-Line Supervisors of Food Preparation and Serving Workers	425	\$22.18	\$17.49	\$22.07	\$24.40	\$46,140
37-1011	First-Line Supervisors of Housekeeping and Janitorial Workers	23	\$23.13	\$18.27	\$22.54	\$26.83	\$48,110
37-1012	First-Line Sprvrs. of Landscaping, Lawn Service, & Groundskeeping Workers	32	\$26.05	\$21.70	\$23.52	\$27.84	\$54,180
49-1011	First-Line Supervisors of Mechanics, Installers, and Repairers	208	\$40.37	\$29.79	\$37.89	\$47.72	\$83,960
41-1012	First-Line Supervisors of Non-Retail Sales Workers	44	\$42.21	\$29.11	\$37.03	\$49.10	\$87,790
43-1011	First-Line Supervisors of Office and Administrative Support Workers	418	\$33.61	\$26.99	\$30.08	\$37.99	\$69,920
39-1022	First-Line Supervisors of Personal Service Workers	16	\$22.72	\$19.04	\$22.42	\$23.52	\$47,260
33-1012	First-Line Supervisors of Police and Detectives	55	\$54.51	\$50.97	\$50.97	\$59.26	\$113,390
51-1011	First-Line Supervisors of Production and Operating Workers	432	\$35.80	\$28.90	\$36.83	\$38.82	\$74,460
33-1099	First-Line Supervisors of Protective Service Workers, All Other	13	\$34.41	\$27.05	\$34.41	\$39.72	\$71,580

SOC code	Mount Vernon-Anacortes, Washington MSA occupational title	Estimated employment	Average wage	Percentiles			Annual wage
				25th	50th	75th	
41-1011	First-Line Supervisors of Retail Sales Workers	459	\$25.07	\$18.45	\$23.05	\$29.01	\$52,140
33-1091	First-Line Supervisors of Security Workers	14	\$26.39	\$22.24	\$22.27	\$28.90	\$54,900
27-1023	Floral Designers	18	\$17.31	\$14.52	\$18.19	\$18.37	\$36,010
51-3092	Food Batchmakers	48	\$17.46	\$14.61	\$17.60	\$17.92	\$36,320
35-2021	Food Preparation Workers	233	\$17.35	\$15.19	\$17.32	\$18.62	\$36,100
35-3041	Food Servers, Nonrestaurant	125	\$15.66	\$14.95	\$15.10	\$16.03	\$32,570
11-9051	Food Service Managers	29	\$40.57	\$27.70	\$43.60	\$49.23	\$84,380
19-1032	Foresters	26	\$38.57	\$32.48	\$33.30	\$40.84	\$80,230
13-1131	Fundraisers	35	\$29.38	\$23.43	\$29.96	\$30.69	\$61,110
11-1021	General and Operations Managers	669	\$55.05	\$37.31	\$48.10	\$64.05	\$114,510
27-1024	Graphic Designers	39	\$25.02	\$18.92	\$23.59	\$28.50	\$52,030
51-4033	Grind/Lap/Polish/Buf. Mach. Tool Setters, Oprs. & Tenders, Metal & Plastic	21	\$19.86	\$18.41	\$21.16	\$21.16	\$41,300
29-2099	Health Technologists and Technicians, All Other	57	\$27.03	\$18.56	\$23.64	\$36.46	\$56,210
29-9099	Healthcare Practitioners and Technical Workers, All Other	16	\$29.52	\$22.62	\$23.60	\$37.31	\$61,400
21-1022	Healthcare Social Workers	85	\$32.68	\$28.90	\$30.35	\$37.52	\$67,970
31-9099	Healthcare Support Workers, All Other	44	\$22.71	\$18.16	\$22.02	\$26.98	\$47,240
49-9021	Heating, Air Conditioning, and Refrigeration Mechanics and Installers	101	\$27.64	\$22.42	\$23.76	\$30.33	\$57,490
53-3032	Heavy and Tractor-Trailer Truck Drivers	699	\$27.62	\$23.21	\$28.00	\$30.35	\$57,460
49-9098	Helpers-Installation, Maintenance, and Repair Workers	28	\$18.64	\$16.28	\$17.95	\$22.04	\$38,760
51-9198	Helpers-Production Workers	37	\$18.18	\$14.59	\$17.33	\$22.51	\$37,800
47-4051	Highway Maintenance Workers	62	\$28.22	\$27.33	\$29.11	\$29.11	\$58,690
31-1120	Home Health and Personal Care Aides	558	\$15.59	\$13.69	\$14.43	\$17.45	\$32,420
35-9031	Hosts and Hostesses, Restaurant, Lounge, and Coffee Shop	99	\$15.63	\$14.49	\$14.75	\$15.14	\$32,510
43-4081	Hotel, Motel, and Resort Desk Clerks	105	\$15.56	\$14.32	\$14.57	\$15.26	\$32,360
43-4161	Human Resources Assistants, Except Payroll and Timekeeping	36	\$23.11	\$18.57	\$22.49	\$27.33	\$48,060
11-3121	Human Resources Managers	32	\$61.64	\$47.98	\$59.26	\$72.56	\$128,210
13-1071	Human Resources Specialists	245	\$31.91	\$23.25	\$29.31	\$37.84	\$66,360
17-2112	Industrial Engineers	54	\$42.67	\$38.06	\$38.06	\$47.62	\$88,750
49-9041	Industrial Machinery Mechanics	184	\$31.69	\$23.64	\$29.89	\$36.83	\$65,920
11-3051	Industrial Production Managers	63	\$61.30	\$47.62	\$59.81	\$72.74	\$127,500
53-7051	Industrial Truck and Tractor Operators	144	\$22.11	\$18.18	\$22.84	\$25.09	\$45,980
43-4199	Information and Record Clerks, All Other	51	\$20.22	\$17.72	\$18.81	\$23.00	\$42,050
15-1212	Information Security Analysts	16	\$50.10	\$37.06	\$38.60	\$56.21	\$104,200
51-9061	Inspectors, Testers, Sorters, Samplers, and Weighers	164	\$27.80	\$21.79	\$23.47	\$31.25	\$57,820
49-9099	Installation, Maintenance, and Repair Workers, All Other	35	\$25.41	\$21.24	\$22.78	\$30.37	\$52,860
25-9031	Instructional Coordinators	59	\$37.86	\$27.55	\$36.83	\$45.98	\$78,750
47-2131	Insulation Workers, Floor, Ceiling, and Wall	51	\$25.50	\$22.59	\$23.09	\$28.45	\$53,050
41-3021	Insurance Sales Agents	117	\$27.13	\$18.49	\$22.86	\$29.97	\$56,420
43-4111	Interviewers, Except Eligibility and Loan	85	\$19.25	\$17.88	\$18.17	\$21.89	\$40,030
37-2011	Janitors and Cleaners, Except Maids and Housekeeping Cleaners	581	\$18.10	\$14.70	\$17.12	\$21.53	\$37,650
23-1023	Judges, Magistrate Judges, and Magistrates	13	\$56.71	\$47.45	\$47.99	\$77.39	\$117,960
25-2012	Kindergarten Teachers, Except Special Education	79	-	-	-	-	\$79,910
13-1075	Labor Relations Specialists	28	\$32.61	\$24.10	\$30.75	\$38.38	\$67,830
53-7062	Laborers and Freight, Stock, and Material Movers, Hand	753	\$17.92	\$14.63	\$17.48	\$18.59	\$37,280
37-3011	Landscaping and Groundskeeping Workers	346	\$19.37	\$15.26	\$18.12	\$22.25	\$40,280



SOC code	Mount Vernon-Anacortes, Washington MSA occupational title	Estimated employment	Average wage	Percentiles			Annual wage
				25th	50th	75th	
51-6011	Laundry and Dry-Cleaning Workers	35	\$15.60	\$14.29	\$14.70	\$16.91	\$32,440
23-1011	Lawyers	86	\$51.61	\$37.20	\$47.45	\$60.64	\$107,340
11-1031	Legislators	56	-	-	-	-	\$124,500
25-4022	Librarians and Media Collections Specialists	27	\$37.97	\$29.04	\$36.22	\$46.38	\$78,970
43-4121	Library Assistants, Clerical	26	\$18.08	\$14.43	\$17.71	\$18.02	\$37,600
29-2061	Licensed Practical and Licensed Vocational Nurses	167	\$29.70	\$28.19	\$29.03	\$35.26	\$61,780
53-3033	Light Truck Drivers	473	\$22.22	\$17.81	\$21.02	\$27.52	\$46,220
43-4131	Loan Interviewers and Clerks	72	\$25.43	\$21.89	\$23.64	\$27.15	\$52,900
13-2072	Loan Officers	153	\$40.38	\$23.68	\$36.83	\$48.71	\$83,990
11-9081	Lodging Managers	28	\$28.47	\$23.08	\$23.26	\$29.75	\$59,230
45-4022	Logging Equipment Operators	28	\$29.42	\$28.55	\$29.89	\$30.53	\$61,190
45-4029	Logging Workers, All Other	17	\$33.35	\$27.97	\$37.74	\$37.74	\$69,380
53-7063	Machine Feeders and Offbearers	55	\$19.03	\$17.03	\$17.64	\$23.03	\$39,580
51-4041	Machinists	191	\$28.74	\$21.88	\$28.05	\$35.05	\$59,780
29-2035	Magnetic Resonance Imaging Technologists	23	\$42.68	\$37.52	\$46.80	\$47.13	\$88,770
37-2012	Maids and Housekeeping Cleaners	318	\$15.71	\$14.63	\$14.86	\$16.65	\$32,680
43-9051	Mail Clerks and Mail Machine Operators, Except Postal Service	15	\$16.47	\$14.21	\$14.85	\$17.43	\$34,270
49-9071	Maintenance and Repair Workers, General	514	\$24.18	\$18.22	\$22.85	\$29.10	\$50,290
13-1111	Management Analysts	97	\$40.57	\$30.27	\$37.60	\$45.68	\$84,390
11-9199	Managers, All Other	85	\$59.68	\$38.88	\$56.70	\$74.77	\$124,140
39-5092	Manicurists and Pedicurists	64	\$19.01	\$15.20	\$17.51	\$21.99	\$39,540
13-1161	Market Research Analysts and Marketing Specialists	131	\$31.78	\$22.62	\$29.01	\$38.20	\$66,100
11-2021	Marketing Managers	22	\$51.25	\$36.39	\$45.83	\$61.27	\$106,600
51-3022	Meat, Poultry, and Fish Cutters and Trimmers	298	\$14.79	\$14.38	\$14.38	\$14.39	\$30,760
17-3013	Mechanical Drafters	27	\$28.04	\$22.93	\$28.90	\$30.26	\$58,330
17-2141	Mechanical Engineers	290	\$48.15	\$36.99	\$46.83	\$59.13	\$100,150
11-9111	Medical and Health Services Managers	99	\$62.81	\$47.62	\$57.10	\$72.90	\$130,650
31-9092	Medical Assistants	296	\$21.45	\$18.27	\$22.33	\$22.84	\$44,620
29-2072	Medical Records Specialists	63	\$24.35	\$18.91	\$22.99	\$28.79	\$50,640
43-6013	Medical Secretaries and Administrative Assistants	171	\$21.15	\$18.20	\$22.54	\$22.68	\$43,990
31-9094	Medical Transcriptionists	14	\$20.93	\$15.15	\$22.04	\$23.44	\$43,530
13-1121	Meeting, Convention, and Event Planners	14	\$24.49	\$18.31	\$23.27	\$29.48	\$50,940
21-1023	Mental Health and Substance Abuse Social Workers	24	\$29.32	\$28.69	\$30.26	\$34.11	\$60,990
27-1026	Merchandise Displayers and Window Trimmers	31	\$17.92	\$14.75	\$17.34	\$18.50	\$37,280
25-2022	Middle School Teachers, Except Special and Career/Technical Education	160	-	-	-	-	\$84,500
49-9044	Millwrights	65	\$29.26	\$30.10	\$30.10	\$30.10	\$60,870
51-2090	Miscellaneous Assemblers and Fabricators	489	\$20.59	\$17.87	\$18.98	\$23.07	\$42,820
51-9023	Mixing and Blending Machine Setters, Operators, and Tenders	150	\$25.03	\$22.06	\$26.64	\$26.67	\$52,060
49-3042	Mobile Heavy Equipment Mechanics, Except Engines	71	\$32.36	\$23.95	\$30.83	\$36.83	\$67,310
53-3099	Motor Vehicle Operators, All Other	16	\$16.21	\$14.59	\$14.81	\$18.18	\$33,710
49-3051	Motorboat Mechanics and Service Technicians	80	\$24.31	\$22.42	\$23.01	\$28.67	\$50,550
11-9121	Natural Sciences Managers	20	\$56.24	\$48.43	\$51.69	\$63.08	\$116,980
15-1244	Network and Computer Systems Administrators	62	\$41.54	\$35.62	\$38.40	\$47.43	\$86,410
29-1171	Nurse Practitioners	62	\$60.50	\$49.75	\$61.23	\$64.49	\$125,840
31-1131	Nursing Assistants	442	\$18.22	\$17.48	\$17.82	\$18.23	\$37,900

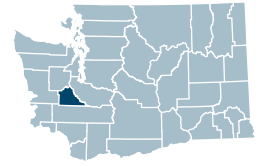
SOC code	Mount Vernon-Anacortes, Washington MSA occupational title	Estimated employment	Average wage	Percentiles			Annual wage
				25th	50th	75th	
19-5011	Occupational Health and Safety Specialists	47	\$41.45	\$36.58	\$39.58	\$47.19	\$86,210
29-1122	Occupational Therapists	54	\$44.03	\$37.52	\$45.86	\$46.49	\$91,580
43-9199	Office and Administrative Support Workers, All Other	64	\$17.99	\$14.53	\$18.01	\$22.74	\$37,420
43-9061	Office Clerks, General	870	\$20.51	\$16.78	\$18.60	\$23.04	\$42,660
47-2073	Operating Engineers and Other Construction Equipment Operators	242	\$37.41	\$29.34	\$36.25	\$46.22	\$77,810
29-2057	Ophthalmic Medical Technicians	38	\$20.64	\$17.73	\$18.26	\$22.45	\$42,930
29-2081	Opticians, Dispensing	42	\$20.67	\$17.73	\$21.69	\$22.45	\$42,990
49-3053	Outdoor Power Equipment and Other Small Engine Mechanics	22	\$25.17	\$18.54	\$23.91	\$30.39	\$52,360
51-9111	Packaging and Filling Machine Operators and Tenders	188	\$17.61	\$14.66	\$18.26	\$18.45	\$36,630
53-7064	Packers and Packers, Hand	234	\$16.48	\$14.42	\$14.84	\$18.30	\$34,270
47-2141	Painters, Construction and Maintenance	116	\$25.29	\$18.36	\$22.89	\$27.96	\$52,610
23-2011	Paralegals and Legal Assistants	81	\$25.89	\$22.33	\$23.78	\$29.28	\$53,840
29-2043	Paramedics	55	\$36.92	\$36.69	\$37.45	\$43.22	\$76,790
53-6021	Parking Attendants	37	\$14.99	\$14.19	\$14.42	\$16.15	\$31,170
41-2022	Parts Salespersons	145	\$20.98	\$14.99	\$18.30	\$23.22	\$43,640
43-3051	Payroll and Timekeeping Clerks	53	\$26.55	\$22.93	\$27.56	\$29.12	\$55,230
39-9099	Personal Care and Service Workers, All Other	-	\$14.18	\$14.14	\$14.14	\$14.14	\$29,500
13-2052	Personal Financial Advisors	48	\$67.53	\$34.06	\$50.16	\$94.25	\$140,460
37-3012	Pesticide Handlers, Sprayers, and Applicators, Vegetation	19	\$22.39	\$18.77	\$22.82	\$23.78	\$46,570
29-1051	Pharmacists	99	\$63.31	\$61.50	\$62.50	\$65.16	\$131,680
31-9095	Pharmacy Aides	42	\$16.87	\$14.40	\$16.16	\$18.23	\$35,090
29-2052	Pharmacy Technicians	115	\$21.80	\$17.99	\$22.35	\$22.87	\$45,350
31-2022	Physical Therapist Aides	20	\$17.29	\$14.92	\$17.27	\$17.79	\$35,960
31-2021	Physical Therapist Assistants	45	\$29.19	\$23.62	\$29.33	\$34.92	\$60,710
29-1123	Physical Therapists	100	\$44.42	\$37.64	\$47.62	\$48.24	\$92,390
29-1071	Physician Assistants	38	\$66.50	\$61.94	\$62.65	\$79.05	\$138,320
29-1229	Physicians, All Other	94	\$129.22	-	-	-	\$268,790
47-2151	Pipelayers	-	\$33.53	\$28.92	\$34.81	\$36.69	\$69,750
47-2152	Plumbers, Pipefitters, and Steamfitters	168	\$32.60	\$23.12	\$29.60	\$36.98	\$67,810
33-3051	Police and Sheriff's Patrol Officers	175	\$41.38	\$38.04	\$39.03	\$47.01	\$86,060
43-5051	Postal Service Clerks	39	\$23.95	\$18.69	\$23.80	\$26.13	\$49,810
43-5052	Postal Service Mail Carriers	130	\$25.13	\$19.06	\$23.53	\$32.32	\$52,260
25-2011	Preschool Teachers, Except Special Education	145	\$17.07	\$14.33	\$14.62	\$18.85	\$35,510
51-5112	Printing Press Operators	14	\$18.79	\$14.60	\$18.15	\$21.37	\$39,080
21-1092	Probation Officers and Correctional Treatment Specialists	25	\$34.55	\$30.55	\$34.55	\$38.33	\$71,860
43-3061	Procurement Clerks	27	\$19.60	\$17.48	\$18.46	\$22.04	\$40,770
43-5061	Production, Planning, and Expediting Clerks	125	\$27.00	\$16.45	\$23.45	\$31.78	\$56,150
13-1082	Project Management Specialists	66	\$44.57	\$30.17	\$45.20	\$48.93	\$92,710
13-2020	Property Appraisers and Assessors	20	\$30.68	\$23.09	\$29.31	\$35.34	\$63,810
11-9141	Property, Real Estate, and Community Association Managers	26	\$39.86	\$28.70	\$34.31	\$48.01	\$82,920
33-9099	Protective Service Workers, All Other	43	\$22.46	\$18.87	\$18.89	\$23.00	\$46,720
27-3031	Public Relations Specialists	33	\$33.88	\$27.08	\$30.58	\$39.21	\$70,480
29-2034	Radiologic Technologists and Technicians	69	\$37.36	\$29.65	\$37.34	\$46.77	\$77,710
41-9022	Real Estate Sales Agents	38	\$32.65	\$22.51	\$29.97	\$37.68	\$67,900
43-4171	Receptionists and Information Clerks	413	\$17.90	\$14.65	\$17.52	\$18.28	\$37,230

SOC code	Mount Vernon-Anacortes, Washington MSA occupational title	Estimated employment	Average wage	Percentiles			Annual wage
				25th	50th	75th	
39-9032	Recreation Workers	77	\$17.36	\$14.69	\$16.65	\$18.50	\$36,120
53-7081	Refuse and Recyclable Material Collectors	36	\$25.25	\$19.11	\$24.28	\$29.54	\$52,510
29-1141	Registered Nurses	963	\$42.58	\$37.35	\$38.33	\$47.26	\$88,570
21-1015	Rehabilitation Counselors	65	\$26.29	\$18.51	\$22.48	\$30.16	\$54,680
39-9041	Residential Advisors	25	\$16.65	\$14.96	\$14.96	\$17.87	\$34,640
41-2031	Retail Salespersons	1,950	\$17.67	\$14.53	\$14.76	\$18.03	\$36,760
49-9096	Riggers	18	\$32.77	\$23.09	\$28.73	\$45.55	\$68,160
53-5011	Sailors and Marine Oilers	16	\$25.69	\$23.77	\$23.77	\$30.17	\$53,430
11-2022	Sales Managers	89	\$59.92	\$36.79	\$57.76	\$77.94	\$124,640
41-3091	Sales Reps. of Svcs., Exc. Advertising, Insurance, Financial Svcs., & Travel	144	\$31.77	\$23.05	\$28.14	\$35.88	\$66,080
41-4012	Sales Reps/Wholesale/Mfg, Except Tech/Science Products	369	\$39.08	\$24.09	\$34.78	\$47.37	\$81,290
51-7041	Sawing Machine Setters, Operators, and Tenders, Wood	61	\$21.70	\$17.93	\$22.95	\$22.95	\$45,140
19-3034	School Psychologists	21	\$45.50	\$36.39	\$46.74	\$46.74	\$94,640
25-2031	Secondary School Teachers, Except Special and Career/Technical Education	246	-	-	-	-	\$87,610
43-6014	Secretaries and Admin. Assistants, Except Legal, Medical, and Executive	542	\$22.49	\$18.29	\$22.76	\$24.47	\$46,790
41-3031	Securities, Commodities, and Financial Services Sales Agents	120	\$29.73	\$18.58	\$23.57	\$34.41	\$61,830
33-9032	Security Guards	178	\$19.27	\$16.33	\$17.48	\$20.84	\$40,090
25-3021	Self-Enrichment Teachers	122	\$19.75	\$14.32	\$16.81	\$22.63	\$41,070
51-9012	Separating & Filtering Machine Setters/Operators/Tenders	27	\$23.59	\$18.69	\$23.52	\$23.72	\$49,070
47-4071	Septic Tank Servicers and Sewer Pipe Cleaners	16	\$26.08	\$22.86	\$22.98	\$29.52	\$54,240
47-2211	Sheet Metal Workers	38	\$23.65	\$18.81	\$23.21	\$29.34	\$49,190
43-5071	Shipping, Receiving, and Inventory Clerks	230	\$19.93	\$17.48	\$18.21	\$22.67	\$41,450
53-3053	Shuttle Drivers and Chauffeurs	36	\$17.59	\$14.92	\$17.91	\$17.91	\$36,600
11-9151	Social and Community Service Managers	59	\$42.80	\$29.66	\$39.41	\$49.32	\$89,020
21-1093	Social and Human Service Assistants	160	\$18.72	\$15.34	\$18.03	\$20.98	\$38,950
15-1252	Software Developers	153	\$56.35	\$45.36	\$55.05	\$64.86	\$117,210
15-1253	Software Quality Assurance Analysts and Testers	27	\$39.20	\$27.93	\$37.46	\$44.86	\$81,540
19-1013	Soil and Plant Scientists	34	\$34.81	\$29.63	\$36.58	\$37.77	\$72,410
25-2052	Special Education Teachers, Kindergarten and Elementary School	49	-	-	-	-	\$81,590
25-2057	Special Education Teachers, Middle School	26	-	-	-	-	\$79,710
25-2051	Special Education Teachers, Preschool	15	-	-	-	-	\$87,660
25-2058	Special Education Teachers, Secondary School	35	-	-	-	-	\$85,070
29-1127	Speech-Language Pathologists	63	\$42.00	\$36.36	\$44.52	\$46.42	\$87,350
51-8021	Stationary Engineers and Boiler Operators	25	\$28.46	\$23.82	\$30.45	\$30.68	\$59,190
53-7065	Stockers and Order Fillers	624	\$18.36	\$15.13	\$17.70	\$21.73	\$38,190
51-2041	Structural Metal Fabricators and Fitters	48	\$27.21	\$23.61	\$23.61	\$30.23	\$56,590
21-1018	Substance Abuse, Behavioral Disorder, and Mental Health Counselors	235	\$26.11	\$18.60	\$22.92	\$29.88	\$54,300
25-3031	Substitute Teachers, Short-Term	238	\$22.04	\$22.09	\$22.16	\$22.16	\$45,830
17-3031	Surveying and Mapping Technicians	18	\$27.15	\$23.08	\$28.86	\$29.63	\$56,470
17-1022	Surveyors	18	\$43.65	\$34.41	\$41.10	\$55.75	\$90,780
25-3099	Teachers and Instructors, All Other	17	-	-	-	-	\$70,800
25-9045	Teaching Assistants, Except Postsecondary	722	-	-	-	-	\$40,710
49-2022	Telecommunications Equipment Installers and Repairers, Exc. Line Installers	40	\$32.56	\$27.71	\$34.72	\$36.97	\$67,730
43-3071	Tellers	162	\$18.70	\$17.48	\$18.03	\$18.55	\$38,900
49-3093	Tire Repairers and Changers	37	\$17.17	\$14.49	\$14.49	\$17.87	\$35,720

SOC code	Mount Vernon-Anacortes, Washington MSA occupational title	Estimated employment	Average wage	Percentiles			Annual wage
				25th	50th	75th	
23-2093	Title Examiners, Abstractors, and Searchers	34	\$25.03	\$18.29	\$22.62	\$28.85	\$52,060
13-1151	Training and Development Specialists	64	\$33.96	\$24.76	\$29.74	\$36.96	\$70,630
11-3071	Transportation, Storage, and Distribution Managers	14	\$51.23	\$44.20	\$45.25	\$49.24	\$106,550
53-1047	Transportation/Material Moving Supervisors/No Cargo Handlers	182	\$30.35	\$22.89	\$29.45	\$37.48	\$63,130
19-3051	Urban and Regional Planners	38	\$38.89	\$33.30	\$37.92	\$45.05	\$80,900
29-1131	Veterinarians	59	\$52.67	\$46.09	\$48.64	\$62.26	\$109,540
31-9096	Veterinary Assistants and Laboratory Animal Caretakers	90	\$16.63	\$14.54	\$16.96	\$17.73	\$34,590
29-2056	Veterinary Technologists and Technicians	72	\$22.27	\$21.46	\$22.09	\$22.66	\$46,320
35-3031	Waiters and Waitresses	558	\$19.88	\$14.57	\$15.19	\$23.48	\$41,350
51-8031	Water and Wastewater Treatment Plant and System Operators	74	\$30.82	\$29.28	\$29.42	\$37.19	\$64,110
15-1255	Web and Digital Interface Designers	25	\$40.38	\$28.62	\$44.19	\$47.14	\$83,990
15-1254	Web Developers	17	\$32.32	\$22.74	\$31.44	\$40.01	\$67,230
43-5111	Weighers, Measurers, Checkers, and Samplers, Recordkeeping	12	\$22.91	\$20.92	\$22.31	\$28.40	\$47,650
51-4121	Welders, Cutters, Solderers, and Brazers	283	\$30.26	\$23.67	\$29.67	\$36.57	\$62,950
51-7042	Woodworking Machine Setters, Operators, and Tenders, Except Sawing	75	\$21.19	\$18.18	\$22.95	\$22.95	\$44,070
19-1023	Zoologists and Wildlife Biologists	52	\$35.80	\$29.92	\$36.58	\$37.87	\$74,450

# Olympia-Tumwater, Washington MSA

## 2022 Occupational Employment and Wage Estimates Includes Thurston County



SOC code	Olympia-Tumwater, Washington MSA occupational title	Estimated employment	Average wage	Percentiles			Annual wage
				25th	50th	75th	
13-2011	Accountants and Auditors	959	\$39.87	\$30.76	\$38.99	\$49.06	\$82,920
29-1291	Acupuncturists	17	\$20.83	\$17.94	\$17.94	\$18.14	\$43,330
11-3012	Administrative Services Managers	83	\$58.91	\$49.57	\$63.28	\$63.28	\$122,530
25-3011	Adult Literacy, Remedial Educ., GED Teachers/Instructors	30	\$29.40	\$29.26	\$29.26	\$29.26	\$61,140
41-3011	Advertising Sales Agents	31	\$31.93	\$18.52	\$23.64	\$38.31	\$66,420
49-3011	Aircraft Mechanics and Service Technicians	44	\$27.75	\$23.38	\$29.18	\$29.89	\$57,720
39-3091	Amusement and Recreation Attendants	159	\$14.98	\$14.34	\$14.63	\$14.72	\$31,160
39-2021	Animal Caretakers	175	\$16.88	\$14.46	\$14.69	\$17.92	\$35,110
17-1011	Architects, Except Landscape and Naval	69	\$43.22	\$37.24	\$46.54	\$47.98	\$89,900
17-3011	Architectural and Civil Drafters	59	\$27.49	\$22.93	\$23.80	\$29.92	\$57,180
11-9041	Architectural and Engineering Managers	59	\$73.84	\$63.28	\$70.72	\$80.82	\$153,590
25-4011	Archivists	22	\$36.63	\$29.76	\$37.72	\$37.72	\$76,200
27-1011	Art Directors	14	\$44.22	\$32.11	\$46.93	\$52.44	\$91,980
27-4011	Audio and Video Technicians	17	\$31.10	\$23.48	\$23.48	\$33.81	\$64,690
53-6031	Automotive and Watercraft Service Attendants	124	\$16.59	\$14.59	\$16.79	\$17.82	\$34,500
49-3021	Automotive Body and Related Repairers	99	\$30.44	\$21.66	\$23.38	\$36.19	\$63,310
49-3023	Automotive Service Technicians and Mechanics	355	\$24.87	\$18.13	\$22.98	\$29.10	\$51,720
51-3011	Bakers	162	\$17.28	\$14.39	\$17.12	\$18.02	\$35,950
35-3011	Bartenders	334	\$19.54	\$14.42	\$15.22	\$22.96	\$40,650
43-3011	Bill and Account Collectors	138	\$22.23	\$18.13	\$22.73	\$23.05	\$46,240
43-3021	Billing and Posting Clerks	233	\$22.11	\$18.23	\$22.55	\$23.58	\$45,980
19-1029	Biological Scientists, All Other	69	\$41.90	\$37.64	\$39.05	\$47.61	\$87,140
19-4021	Biological Technicians	116	\$23.94	\$19.91	\$24.20	\$24.45	\$49,790
43-3031	Bookkeeping, Accounting, and Auditing Clerks	1,091	\$23.90	\$18.80	\$23.05	\$28.73	\$49,720
27-4012	Broadcast Technicians	13	\$44.77	\$22.60	\$61.81	\$61.81	\$93,120
13-2031	Budget Analysts	174	\$40.81	\$39.28	\$39.28	\$49.93	\$84,880
49-3031	Bus and Truck Mechanics and Diesel Engine Specialists	232	\$29.47	\$26.62	\$29.24	\$30.53	\$61,300
53-3051	Bus Drivers, School	372	\$22.48	\$22.26	\$23.55	\$23.56	\$46,760
13-1199	Business Operations Specialists, All Other	1,185	\$36.39	\$29.02	\$36.87	\$39.28	\$75,700
25-1011	Business Teachers, Postsecondary	56	-	-	-	-	\$89,630
51-3021	Butchers and Meat Cutters	149	\$20.04	\$17.63	\$18.45	\$23.02	\$41,680
13-1020	Buyers and Purchasing Agents	536	\$34.14	\$29.02	\$30.76	\$38.99	\$71,020
51-7011	Cabinetmakers and Bench Carpenters	99	\$20.14	\$14.66	\$18.15	\$22.91	\$41,880
27-4031	Camera Operators, Television, Video, and Film	24	\$36.41	\$23.31	\$35.65	\$48.70	\$75,720
25-2023	Career/Technical Education Teachers, Middle School	18	-	-	-	-	\$85,630
25-2032	Career/Technical Education Teachers, Secondary School	119	-	-	-	-	\$88,600
47-2031	Carpenters	838	\$29.70	\$22.57	\$27.74	\$36.03	\$61,780
17-1021	Cartographers and Photogrammetrists	37	\$36.85	\$29.97	\$37.47	\$38.06	\$76,640
41-2011	Cashiers	2,191	\$15.99	\$14.26	\$14.46	\$17.34	\$33,260
47-2051	Cement Masons and Concrete Finishers	143	\$26.14	\$21.51	\$23.50	\$30.55	\$54,380

SOC code	Olympia-Tumwater, Washington MSA occupational title	Estimated employment	Average wage	Percentiles			Annual wage
				25th	50th	75th	
35-1011	Chefs and Head Cooks	90	\$27.60	\$20.90	\$26.51	\$33.81	\$57,400
19-4031	Chemical Technicians	21	\$20.19	\$17.74	\$18.22	\$22.80	\$42,000
19-2031	Chemists	37	\$39.77	\$36.33	\$39.47	\$47.44	\$82,720
11-1011	Chief Executives	117	\$96.60	\$63.45	\$81.18	-	\$200,940
21-1021	Child, Family, and School Social Workers	424	\$30.67	\$23.45	\$29.85	\$37.03	\$63,800
39-9011	Childcare Workers	215	\$15.75	\$14.49	\$14.71	\$17.03	\$32,750
29-1011	Chiropractors	30	\$43.51	\$29.47	\$37.53	\$49.98	\$90,500
17-3022	Civil Engineering Technologists and Technicians	153	\$33.07	\$28.85	\$36.24	\$36.53	\$68,790
17-2051	Civil Engineers	735	\$45.11	\$37.75	\$47.98	\$47.98	\$93,820
13-1031	Claims Adjusters, Examiners, and Investigators	798	\$32.99	\$24.20	\$30.76	\$38.99	\$68,610
53-7061	Cleaners of Vehicles and Equipment	209	\$16.68	\$14.31	\$15.28	\$17.40	\$34,700
19-3033	Clinical and Counseling Psychologists	38	\$54.72	\$48.25	\$52.86	\$58.63	\$113,810
29-2010	Clinical Laboratory Technologists and Technicians	120	\$32.19	\$23.39	\$29.91	\$38.15	\$66,950
27-2022	Coaches and Scouts	404	-	-	-	-	\$48,380
51-9124	Coating, Painting, and Spraying Machine Setters, Operators, and Tenders	61	\$27.37	\$18.30	\$23.10	\$35.95	\$56,930
53-2012	Commercial Pilots	48	-	-	-	-	\$83,620
21-1099	Community and Social Service Specialists, All Other	119	\$32.81	\$23.35	\$35.21	\$47.00	\$68,240
21-1094	Community Health Workers	130	\$22.52	\$17.89	\$22.48	\$24.21	\$46,840
13-1141	Compensation, Benefits, and Job Analysis Specialists	352	\$29.96	\$24.20	\$30.76	\$30.76	\$62,320
13-1041	Compliance Officers	900	\$37.06	\$30.76	\$38.99	\$38.99	\$77,070
11-3021	Computer and Information Systems Managers	548	\$63.79	\$49.57	\$63.28	\$63.28	\$132,690
15-1241	Computer Network Architects	237	\$49.37	\$49.57	\$49.57	\$49.57	\$102,690
15-1231	Computer Network Support Specialists	182	\$40.25	\$38.26	\$38.26	\$48.52	\$83,720
51-9161	Computer Numerically Controlled Tool Operators	24	\$25.47	\$18.60	\$22.67	\$29.03	\$52,970
15-1299	Computer Occupations, All Other	158	\$47.48	\$30.05	\$45.15	\$59.25	\$98,770
15-1251	Computer Programmers	30	\$50.84	\$35.69	\$40.14	\$74.48	\$105,750
15-1211	Computer Systems Analysts	704	\$48.27	\$38.55	\$48.99	\$48.99	\$100,400
15-1232	Computer User Support Specialists	748	\$30.23	\$22.53	\$29.87	\$38.26	\$62,870
49-2011	Computer, Automated Teller, and Office Machine Repairers	66	\$22.43	\$17.62	\$22.61	\$26.39	\$46,650
19-1031	Conservation Scientists	248	\$36.69	\$31.13	\$39.47	\$39.47	\$76,300
47-4011	Construction and Building Inspectors	101	\$38.53	\$36.41	\$37.87	\$46.70	\$80,140
47-2061	Construction Laborers	874	\$24.51	\$18.19	\$22.76	\$29.23	\$50,980
11-9021	Construction Managers	322	\$51.83	\$40.05	\$49.00	\$60.26	\$107,800
49-9012	Control and Valve Installers and Repairers, Except Mechanical Door	19	\$43.02	\$37.58	\$38.77	\$47.92	\$89,470
35-2011	Cooks, Fast Food	384	\$15.65	\$14.72	\$15.17	\$16.03	\$32,540
35-2012	Cooks, Institution and Cafeteria	231	\$19.93	\$17.39	\$18.62	\$23.21	\$41,460
35-2014	Cooks, Restaurant	791	\$18.15	\$16.71	\$17.35	\$18.98	\$37,760
33-3012	Correctional Officers and Jailers	238	\$31.29	\$29.51	\$31.36	\$37.45	\$65,070
13-1051	Cost Estimators	253	\$37.03	\$29.96	\$38.20	\$38.90	\$77,020
41-2021	Counter and Rental Clerks	427	\$18.35	\$14.73	\$17.80	\$21.11	\$38,160
43-5021	Couriers and Messengers	22	\$16.89	\$14.58	\$14.58	\$17.59	\$35,120
43-4031	Court, Municipal, and License Clerks	166	\$27.29	\$23.05	\$28.86	\$29.32	\$56,770
13-2041	Credit Analysts	24	\$39.80	\$30.16	\$32.04	\$47.59	\$82,790
43-4051	Customer Service Representatives	1,868	\$20.30	\$17.49	\$18.76	\$22.80	\$42,230
51-9032	Cutting and Slicing Machine Setters, Operators, and Tenders	38	\$20.02	\$18.09	\$19.06	\$22.81	\$41,630

SOC code	Olympia-Tumwater, Washington MSA occupational title	Estimated employment	Average wage	Percentiles			Annual wage
				25th	50th	75th	
43-9021	Data Entry Keyers	144	\$22.36	\$18.13	\$22.80	\$28.94	\$46,500
15-2051	Data Scientists	27	\$69.32	\$49.33	\$62.36	\$72.26	\$144,190
15-1242	Database Administrators	293	\$46.46	\$48.99	\$48.99	\$48.99	\$96,630
15-1243	Database Architects	148	\$58.01	\$49.57	\$63.27	\$63.27	\$120,660
41-9011	Demonstrators and Product Promoters	35	\$16.85	\$14.58	\$14.80	\$18.57	\$35,050
31-9091	Dental Assistants	498	\$22.64	\$18.98	\$23.01	\$23.17	\$47,100
29-1292	Dental Hygienists	268	\$46.47	\$47.40	\$47.81	\$47.91	\$96,660
51-9081	Dental Laboratory Technicians	83	\$23.44	\$18.15	\$22.91	\$28.73	\$48,750
29-1021	Dentists, General	43	\$102.64	\$63.91	-	-	\$213,480
33-3021	Detectives and Criminal Investigators	160	\$36.80	\$29.85	\$37.84	\$37.84	\$76,550
29-2032	Diagnostic Medical Sonographers	77	\$43.84	\$38.37	\$47.44	\$48.87	\$91,190
29-1031	Dietitians and Nutritionists	47	\$32.34	\$27.35	\$29.91	\$38.15	\$67,260
35-9011	Dining Room and Cafeteria Attendants and Bartender Helpers	207	\$15.68	\$14.65	\$14.99	\$15.39	\$32,600
35-9021	Dishwashers	308	\$16.25	\$14.52	\$15.07	\$16.83	\$33,800
43-5032	Dispatchers, Except Police, Fire, and Ambulance	134	\$24.62	\$18.29	\$23.74	\$29.19	\$51,210
53-3031	Driver/Sales Workers	393	\$16.79	\$14.44	\$14.60	\$18.00	\$34,920
47-2081	Drywall and Ceiling Tile Installers	72	\$28.60	\$18.70	\$29.51	\$35.19	\$59,490
19-3011	Economists	146	\$45.48	\$39.77	\$50.54	\$50.54	\$94,590
27-3041	Editors	39	\$39.19	\$24.60	\$30.45	\$48.93	\$81,510
11-9039	Education Administrators, All Other	42	\$38.24	\$22.06	\$29.17	\$56.80	\$79,530
11-9032	Education Administrators, Kindergarten through Secondary	197	-	-	-	-	\$124,680
11-9033	Education Administrators, Postsecondary	81	\$65.07	\$38.69	\$49.57	\$78.31	\$135,340
11-9031	Education and Childcare Administrators, Preschool and Daycare	44	\$24.74	\$18.61	\$22.71	\$28.48	\$51,460
25-9099	Educational Instruction and Library Workers, All Other	70	\$28.15	\$22.77	\$28.73	\$29.26	\$58,560
21-1012	Educational, Guidance, and Career Counselors and Advisors	191	\$37.24	\$29.57	\$36.96	\$47.44	\$77,450
17-3023	Electrical and Electronic Engineering Technologists and Technicians	13	\$38.64	\$29.48	\$35.94	\$46.87	\$80,370
49-2094	Electrical and Electronics Repairers, Commercial & Industrial Equipment	57	\$35.77	\$29.89	\$37.49	\$37.49	\$74,400
17-2071	Electrical Engineers	50	\$51.15	\$37.74	\$49.86	\$59.76	\$106,390
49-9051	Electrical Power-Line Installers and Repairers	38	\$40.92	\$27.47	\$37.16	\$53.23	\$85,110
47-2111	Electricians	552	\$34.43	\$23.40	\$31.29	\$45.35	\$71,610
17-2072	Electronics Engineers, Except Computer	32	\$48.35	\$38.08	\$48.54	\$56.99	\$100,570
25-2021	Elementary School Teachers, Except Special Education	1,046	-	-	-	-	\$80,020
43-4061	Eligibility Interviewers, Government Programs	687	\$23.48	\$22.80	\$22.80	\$22.80	\$48,840
29-2042	Emergency Medical Technicians	81	\$18.07	\$14.31	\$17.54	\$20.70	\$37,580
17-2199	Engineers, All Other	30	\$57.68	\$39.83	\$61.70	\$74.11	\$119,970
25-1123	English Language and Literature Teachers, Postsecondary	33	-	-	-	-	\$67,290
39-1014	Entertainment and Recreation Workers Supervisors, Exc. Gambling Services	24	\$28.99	\$21.31	\$27.11	\$37.78	\$60,290
17-2081	Environmental Engineers	123	\$46.49	\$44.61	\$47.98	\$47.98	\$96,690
19-4042	Environmental Science and Protection Technicians, Including Health	16	\$24.07	\$19.04	\$24.37	\$29.57	\$50,060
19-2041	Environmental Scientists and Specialists, Including Health	402	\$37.09	\$31.13	\$37.66	\$39.47	\$77,150
19-1041	Epidemiologists	108	\$47.67	\$39.47	\$50.05	\$50.05	\$99,150
43-6011	Executive Secretaries and Executive Administrative Assistants	450	\$35.20	\$29.46	\$36.98	\$37.59	\$73,210
39-9031	Exercise Trainers and Group Fitness Instructors	336	\$24.86	\$18.24	\$22.81	\$28.03	\$51,710
11-3013	Facilities Managers	67	\$48.53	\$37.42	\$49.57	\$60.35	\$100,950
29-1215	Family Medicine Physicians	-	\$119.06	-	-	-	\$247,650

SOC code	Olympia-Tumwater, Washington MSA occupational title	Estimated employment	Average wage	Percentiles			Annual wage
				25th	50th	75th	
45-2092	Farmworkers and Laborers, Crop, Nursery, and Greenhouse	67	\$17.37	\$14.99	\$16.74	\$18.15	\$36,140
45-2093	Farmworkers, Farm, Ranch, and Aquacultural Animals	51	\$17.26	\$13.91	\$14.51	\$20.81	\$35,900
35-3023	Fast Food and Counter Workers	3,294	\$15.59	\$14.60	\$14.80	\$16.28	\$32,430
43-4071	File Clerks	26	\$19.79	\$15.10	\$20.64	\$22.73	\$41,160
27-4032	Film and Video Editors	16	\$29.82	\$23.63	\$26.87	\$30.21	\$62,030
13-2051	Financial and Investment Analysts	792	\$32.70	\$24.20	\$30.76	\$38.99	\$68,010
11-3031	Financial Managers	645	\$60.47	\$47.61	\$49.57	\$63.28	\$125,780
13-2054	Financial Risk Specialists	-	\$35.13	\$23.43	\$29.26	\$38.29	\$73,060
13-2099	Financial Specialists, All Other	82	\$37.26	\$23.26	\$30.62	\$40.34	\$77,510
33-2021	Fire Inspectors and Investigators	16	\$40.86	\$37.84	\$37.84	\$37.84	\$85,000
33-2011	Firefighters	329	\$34.93	\$28.78	\$39.00	\$43.18	\$72,650
47-1011	First-Line Supervisors of Construction Trades and Extraction Workers	459	\$43.67	\$30.98	\$46.05	\$49.57	\$90,840
33-1011	First-Line Supervisors of Correctional Officers	125	\$40.12	\$37.84	\$37.84	\$40.75	\$83,450
45-1011	First-Line Supervisors of Farming, Fishing, and Forestry Workers	15	\$30.53	\$18.80	\$23.58	\$40.66	\$63,490
33-1021	First-Line Supervisors of Firefighting and Prevention Workers	155	\$49.75	\$40.13	\$50.19	\$56.06	\$103,490
35-1012	First-Line Supervisors of Food Preparation and Serving Workers	929	\$21.84	\$17.56	\$19.18	\$23.63	\$45,420
37-1011	First-Line Supervisors of Housekeeping and Janitorial Workers	71	\$22.85	\$18.70	\$18.96	\$26.89	\$47,520
37-1012	First-Line Spvrs. of Landscaping, Lawn Service, & Groundskeeping Workers	39	\$28.73	\$21.75	\$27.38	\$35.87	\$59,760
49-1011	First-Line Supervisors of Mechanics, Installers, and Repairers	355	\$37.95	\$29.73	\$37.49	\$45.98	\$78,930
41-1012	First-Line Supervisors of Non-Retail Sales Workers	139	\$42.04	\$30.38	\$38.55	\$49.27	\$87,450
43-1011	First-Line Supervisors of Office and Administrative Support Workers	1,040	\$33.10	\$23.72	\$29.84	\$37.81	\$68,840
39-1022	First-Line Supervisors of Personal Service Workers	34	\$28.54	\$22.55	\$24.06	\$33.81	\$59,360
33-1012	First-Line Supervisors of Police and Detectives	107	\$61.02	\$52.03	\$62.58	\$62.78	\$126,930
51-1011	First-Line Supervisors of Production and Operating Workers	278	\$31.11	\$23.24	\$29.72	\$37.59	\$64,710
33-1099	First-Line Supervisors of Protective Service Workers, All Other	29	\$29.90	\$19.22	\$27.38	\$34.49	\$62,190
41-1011	First-Line Supervisors of Retail Sales Workers	937	\$24.44	\$18.26	\$22.87	\$28.92	\$50,840
33-1091	First-Line Supervisors of Security Workers	33	\$27.36	\$22.33	\$24.51	\$31.41	\$56,900
27-1023	Floral Designers	26	\$17.77	\$14.62	\$17.73	\$22.30	\$36,960
51-3092	Food Batchmakers	37	\$17.63	\$16.50	\$17.36	\$17.84	\$36,670
35-2021	Food Preparation Workers	494	\$17.49	\$14.99	\$16.94	\$18.59	\$36,370
35-3041	Food Servers, Nonrestaurant	164	\$17.13	\$15.02	\$16.06	\$18.62	\$35,620
11-9051	Food Service Managers	96	\$41.80	\$28.96	\$43.68	\$49.33	\$86,940
19-4071	Forest and Conservation Technicians	17	\$27.29	\$23.19	\$24.20	\$30.57	\$56,770
19-1032	Foresters	61	\$38.81	\$31.13	\$39.47	\$39.47	\$80,720
13-1131	Fundraisers	86	\$30.57	\$23.31	\$29.74	\$37.92	\$63,580
11-2033	Fundraising Managers	16	\$54.45	\$36.96	\$49.14	\$63.50	\$113,250
11-1021	General and Operations Managers	3,137	\$55.54	\$45.20	\$49.57	\$63.28	\$115,520
19-2042	Geoscientists, Except Hydrologists and Geographers	15	\$37.83	\$26.89	\$31.11	\$47.88	\$78,680
47-2121	Glaziers	120	\$37.91	\$23.71	\$39.64	\$50.68	\$78,840
27-1024	Graphic Designers	111	\$28.56	\$23.43	\$29.02	\$31.06	\$59,410
51-4033	Grind/Lap/Polish/Buf. Mach. Tool Setters, Oprs, & Tenders, Metal & Plastic	70	\$15.22	\$14.66	\$14.66	\$14.66	\$31,660
39-5012	Hairdressers, Hairstylists, and Cosmetologists	249	\$20.77	\$17.73	\$18.50	\$22.92	\$43,210
47-4041	Hazardous Materials Removal Workers	31	\$25.85	\$18.26	\$23.24	\$30.03	\$53,770
21-1091	Health Education Specialists	649	\$32.61	\$29.52	\$30.50	\$37.42	\$67,840
29-9021	Health Information Technologists and Medical Registrars	15	\$43.13	\$37.72	\$44.76	\$47.61	\$89,710



SOC code	Olympia-Tumwater, Washington MSA occupational title	Estimated employment	Average wage	Percentiles			Annual wage
				25th	50th	75th	
29-2099	Health Technologists and Technicians, All Other	84	\$23.79	\$18.10	\$18.66	\$27.34	\$49,490
29-1299	Healthcare Diagnosing or Treating Practitioners, All Other	-	\$31.12	\$18.05	\$37.19	\$38.52	\$64,730
29-9099	Healthcare Practitioners and Technical Workers, All Other	26	\$21.73	\$14.33	\$18.56	\$23.08	\$45,190
21-1022	Healthcare Social Workers	98	\$35.56	\$29.02	\$36.98	\$40.94	\$73,960
31-9099	Healthcare Support Workers, All Other	135	\$21.92	\$18.40	\$22.22	\$23.32	\$45,600
49-9021	Heating, Air Conditioning, and Refrigeration Mechanics and Installers	211	\$29.30	\$22.72	\$28.73	\$34.51	\$60,940
53-3032	Heavy and Tractor-Trailer Truck Drivers	1,062	\$26.38	\$22.56	\$24.19	\$30.44	\$54,860
47-3019	Helpers, Construction Trades, All Other	14	\$20.06	\$16.91	\$22.28	\$22.28	\$41,720
49-9098	Helpers-Installation, Maintenance, and Repair Workers	36	\$21.90	\$17.91	\$22.68	\$28.45	\$45,540
51-9198	Helpers-Production Workers	61	\$18.68	\$16.11	\$17.85	\$20.30	\$38,850
47-4051	Highway Maintenance Workers	63	\$30.80	\$29.54	\$29.54	\$30.02	\$64,070
31-1120	Home Health and Personal Care Aides	1,651	\$16.30	\$14.43	\$17.22	\$17.34	\$33,900
35-9031	Hosts and Hostesses, Restaurant, Lounge, and Coffee Shop	215	\$15.53	\$14.47	\$14.73	\$14.97	\$32,310
43-4081	Hotel, Motel, and Resort Desk Clerks	139	\$15.11	\$14.24	\$14.48	\$14.72	\$31,420
43-4161	Human Resources Assistants, Except Payroll and Timekeeping	81	\$23.47	\$20.90	\$23.05	\$29.17	\$48,810
11-3121	Human Resources Managers	155	\$58.60	\$49.57	\$57.73	\$63.28	\$121,880
13-1071	Human Resources Specialists	970	\$36.13	\$30.76	\$38.00	\$38.99	\$75,160
19-2043	Hydrologists	57	\$42.69	\$39.77	\$39.77	\$50.54	\$88,800
17-3026	Industrial Engineering Technologists and Technicians	23	\$27.42	\$23.33	\$29.72	\$29.72	\$57,030
17-2112	Industrial Engineers	36	\$42.47	\$34.95	\$37.75	\$47.76	\$88,330
49-9041	Industrial Machinery Mechanics	125	\$29.13	\$23.43	\$28.94	\$35.53	\$60,590
11-3051	Industrial Production Managers	54	\$52.88	\$38.56	\$48.28	\$60.45	\$109,980
53-7051	Industrial Truck and Tractor Operators	206	\$21.36	\$17.39	\$18.55	\$27.09	\$44,430
43-4199	Information and Record Clerks, All Other	154	\$19.94	\$14.56	\$18.57	\$23.05	\$41,480
15-1212	Information Security Analysts	167	\$52.26	\$48.99	\$48.99	\$62.36	\$108,700
51-9061	Inspectors, Testers, Sorters, Samplers, and Weighers	126	\$23.86	\$17.59	\$22.49	\$28.27	\$49,620
49-9099	Installation, Maintenance, and Repair Workers, All Other	66	\$21.33	\$17.09	\$18.77	\$23.38	\$44,360
25-9031	Instructional Coordinators	122	\$37.16	\$23.86	\$36.86	\$46.78	\$77,300
43-9041	Insurance Claims and Policy Processing Clerks	666	\$26.20	\$23.05	\$23.05	\$29.32	\$54,500
41-3021	Insurance Sales Agents	327	\$31.49	\$19.14	\$29.02	\$30.14	\$65,500
37-2011	Janitors and Cleaners, Except Maids and Housekeeping Cleaners	1,229	\$17.84	\$14.71	\$16.90	\$20.29	\$37,100
23-1023	Judges, Magistrate Judges, and Magistrates	71	\$75.28	\$58.06	\$64.47	\$99.46	\$156,590
25-2012	Kindergarten Teachers, Except Special Education	185	-	-	-	-	\$74,870
13-1075	Labor Relations Specialists	104	\$43.70	\$30.59	\$39.14	\$57.66	\$90,890
53-7062	Laborers and Freight, Stock, and Material Movers, Hand	1,543	\$17.88	\$14.66	\$17.57	\$18.64	\$37,190
17-1012	Landscape Architects	21	\$38.60	\$30.15	\$38.38	\$44.82	\$80,290
37-3011	Landscaping and Groundskeeping Workers	686	\$19.25	\$15.68	\$17.94	\$21.87	\$40,030
51-6011	Laundry and Dry-Cleaning Workers	71	\$15.18	\$14.10	\$14.47	\$16.73	\$31,560
23-1011	Lawyers	539	\$55.67	\$39.33	\$50.14	\$64.00	\$115,780
43-6012	Legal Secretaries and Administrative Assistants	183	\$24.54	\$23.04	\$23.38	\$28.93	\$51,040
23-2099	Legal Support Workers, All Other	11	\$43.48	\$30.18	\$38.30	\$61.84	\$90,430
11-1031	Legislators	171	-	-	-	-	\$82,000
25-4022	Librarians and Media Collections Specialists	61	\$42.33	\$36.82	\$46.35	\$46.87	\$88,040
43-4121	Library Assistants, Clerical	14	\$20.94	\$18.05	\$22.62	\$22.62	\$43,550
25-4031	Library Technicians	57	\$29.68	\$23.37	\$29.73	\$37.72	\$61,740

SOC code	Olympia-Tumwater, Washington MSA occupational title	Estimated employment	Average wage	Percentiles			Annual wage
				25th	50th	75th	
29-2061	Licensed Practical and Licensed Vocational Nurses	343	\$28.92	\$27.46	\$28.80	\$29.73	\$60,150
33-9092	Lifeguards, Ski Patrol, and Other Recreational Protective Service Workers	129	\$14.85	\$14.80	\$14.80	\$14.80	\$30,890
53-3033	Light Truck Drivers	828	\$21.16	\$17.40	\$19.10	\$23.46	\$44,010
43-4131	Loan Interviewers and Clerks	174	\$24.79	\$22.94	\$23.18	\$28.89	\$51,570
13-2072	Loan Officers	298	\$37.25	\$23.00	\$29.74	\$46.26	\$77,490
11-9081	Lodging Managers	26	\$31.30	\$18.60	\$28.19	\$37.67	\$65,100
45-4022	Logging Equipment Operators	108	\$29.65	\$28.73	\$29.67	\$31.12	\$61,680
45-4029	Logging Workers, All Other	27	\$30.42	\$28.19	\$29.39	\$30.71	\$63,280
13-1081	Logisticians	-	\$40.01	\$30.59	\$39.00	\$41.23	\$83,210
51-4041	Machinists	68	\$26.40	\$23.34	\$23.76	\$29.42	\$54,900
29-2035	Magnetic Resonance Imaging Technologists	27	\$45.13	\$38.37	\$48.18	\$48.87	\$93,870
37-2012	Maids and Housekeeping Cleaners	513	\$16.12	\$14.62	\$14.85	\$18.16	\$33,530
43-9051	Mail Clerks and Mail Machine Operators, Except Postal Service	44	\$18.88	\$16.31	\$17.19	\$20.64	\$39,280
49-9071	Maintenance and Repair Workers, General	1,033	\$24.53	\$18.25	\$23.16	\$29.01	\$51,020
13-1111	Management Analysts	1,594	\$39.37	\$30.76	\$38.99	\$48.93	\$81,890
11-9199	Managers, All Other	293	\$67.43	\$47.59	\$61.39	\$78.54	\$140,250
39-5092	Manicurists and Pedicurists	271	\$19.24	\$17.15	\$17.82	\$22.07	\$40,030
13-1161	Market Research Analysts and Marketing Specialists	492	\$34.12	\$23.31	\$29.75	\$42.68	\$70,960
11-2021	Marketing Managers	93	\$71.40	\$46.38	\$61.39	\$92.24	\$148,500
31-9011	Massage Therapists	92	\$29.77	\$23.42	\$29.96	\$35.60	\$61,920
51-3022	Meat, Poultry, and Fish Cutters and Trimmers	23	\$16.37	\$14.55	\$14.55	\$18.35	\$34,050
17-3013	Mechanical Drafters	27	\$26.35	\$18.81	\$24.68	\$29.79	\$54,800
17-2141	Mechanical Engineers	98	\$39.48	\$29.28	\$37.49	\$47.54	\$82,110
11-9111	Medical and Health Services Managers	268	\$63.73	\$49.24	\$63.28	\$63.28	\$132,560
31-9092	Medical Assistants	654	\$21.95	\$18.01	\$22.50	\$23.16	\$45,650
49-9062	Medical Equipment Repairers	65	\$28.72	\$18.34	\$28.94	\$36.46	\$59,730
29-2072	Medical Records Specialists	121	\$23.07	\$18.27	\$22.55	\$23.86	\$47,980
43-6013	Medical Secretaries and Administrative Assistants	249	\$23.23	\$18.80	\$23.11	\$28.25	\$48,320
31-9094	Medical Transcriptionists	-	\$19.58	\$14.48	\$20.73	\$23.54	\$40,720
13-1121	Meeting, Convention, and Event Planners	60	\$26.36	\$21.00	\$23.39	\$30.41	\$54,840
21-1023	Mental Health and Substance Abuse Social Workers	133	\$28.19	\$19.05	\$29.19	\$37.03	\$58,630
27-1026	Merchandise Displayers and Window Trimmers	120	\$18.44	\$14.78	\$17.53	\$21.85	\$38,360
51-4199	Metal Workers and Plastic Workers, All Other	39	\$17.85	\$14.66	\$16.41	\$18.70	\$37,120
43-5041	Meter Readers, Utilities	13	\$27.80	\$28.86	\$29.42	\$29.57	\$57,820
25-2022	Middle School Teachers, Except Special and Career/Technical Education	406	-	-	-	-	\$81,000
51-2090	Miscellaneous Assemblers and Fabricators	437	\$19.19	\$16.50	\$18.30	\$21.88	\$39,910
51-9023	Mixing and Blending Machine Setters, Operators, and Tenders	54	\$21.88	\$18.01	\$23.04	\$23.49	\$45,510
49-3042	Mobile Heavy Equipment Mechanics, Except Engines	96	\$31.85	\$24.74	\$31.52	\$37.97	\$66,250
51-4072	Molding/Coremaking/ Casting Mach. Setters/Oprs. & Tenders/Metal & Plastic	34	\$19.26	\$18.15	\$18.15	\$18.67	\$40,060
53-3099	Motor Vehicle Operators, All Other	78	\$16.15	\$14.84	\$14.87	\$18.30	\$33,590
49-3051	Motorboat Mechanics and Service Technicians	20	\$22.19	\$17.96	\$22.83	\$27.12	\$46,160
11-9121	Natural Sciences Managers	90	\$61.11	\$49.00	\$59.85	\$62.37	\$127,100
15-1244	Network and Computer Systems Administrators	618	\$45.87	\$38.55	\$48.99	\$48.99	\$95,420
29-1161	Nurse Midwives	21	\$44.29	\$23.24	\$47.76	\$47.76	\$92,130
29-1171	Nurse Practitioners	140	\$61.07	\$48.40	\$61.99	\$73.13	\$127,020

SOC code	Olympia-Tumwater, Washington MSA occupational title	Estimated employment	Average wage	Percentiles			Annual wage
				25th	50th	75th	
31-1131	Nursing Assistants	920	\$17.63	\$14.72	\$17.82	\$18.15	\$36,680
25-1072	Nursing Instructors and Teachers, Postsecondary	53	-	-	-	-	\$77,280
19-5011	Occupational Health and Safety Specialists	170	\$40.86	\$37.40	\$39.47	\$39.47	\$84,990
29-1122	Occupational Therapists	97	\$44.16	\$38.37	\$46.68	\$48.87	\$91,860
31-2011	Occupational Therapy Assistants	24	\$31.63	\$28.17	\$30.36	\$36.98	\$65,780
43-9199	Office and Administrative Support Workers, All Other	67	\$20.97	\$18.49	\$22.75	\$22.85	\$43,610
43-9061	Office Clerks, General	2,456	\$20.75	\$17.54	\$18.57	\$22.85	\$43,160
43-9071	Office Machine Operators, Except Computer	22	\$18.75	\$16.53	\$18.23	\$21.96	\$38,990
47-2073	Operating Engineers and Other Construction Equipment Operators	161	\$33.18	\$24.37	\$30.07	\$38.30	\$69,010
15-2031	Operations Research Analysts	374	\$36.65	\$30.18	\$38.26	\$38.26	\$76,230
29-2081	Opticians, Dispensing	84	\$22.20	\$17.87	\$22.22	\$28.19	\$46,180
29-1041	Optometrists	29	\$64.04	\$48.40	\$62.31	\$73.52	\$133,210
43-4151	Order Clerks	-	\$19.83	\$14.97	\$18.23	\$23.76	\$41,250
49-3053	Outdoor Power Equipment and Other Small Engine Mechanics	26	\$22.50	\$18.00	\$22.51	\$26.84	\$46,790
51-9111	Packaging and Filling Machine Operators and Tenders	147	\$18.66	\$14.66	\$17.12	\$22.37	\$38,810
53-7064	Packers and Packers, Hand	324	\$17.69	\$14.84	\$17.34	\$18.30	\$36,790
47-2141	Painters, Construction and Maintenance	246	\$25.34	\$18.39	\$23.02	\$28.63	\$52,710
23-2011	Paralegals and Legal Assistants	392	\$30.31	\$23.73	\$30.18	\$36.51	\$63,050
29-2043	Paramedics	96	\$41.12	\$37.45	\$45.09	\$47.64	\$85,530
53-6021	Parking Attendants	45	\$14.93	\$14.02	\$14.23	\$16.19	\$31,060
41-2022	Parts Salespersons	185	\$19.58	\$14.90	\$18.06	\$22.70	\$40,730
43-3051	Payroll and Timekeeping Clerks	98	\$26.44	\$22.55	\$26.62	\$29.91	\$55,000
13-2052	Personal Financial Advisors	130	\$64.10	\$29.99	\$49.65	\$86.01	\$133,320
37-2021	Pest Control Workers	90	\$22.29	\$18.77	\$18.77	\$23.42	\$46,360
29-1051	Pharmacists	272	\$64.50	\$61.39	\$62.54	\$73.31	\$134,160
31-9095	Pharmacy Aides	54	\$18.60	\$14.61	\$17.59	\$22.73	\$38,690
29-2052	Pharmacy Technicians	280	\$22.83	\$21.05	\$22.46	\$23.59	\$47,490
31-9097	Phlebotomists	94	\$20.38	\$18.40	\$18.40	\$23.17	\$42,380
27-4021	Photographers	31	\$19.86	\$15.07	\$17.11	\$23.26	\$41,320
31-2022	Physical Therapist Aides	38	\$17.51	\$14.84	\$17.30	\$18.15	\$36,430
31-2021	Physical Therapist Assistants	68	\$29.91	\$26.87	\$29.92	\$35.04	\$62,210
29-1123	Physical Therapists	168	\$47.09	\$44.19	\$47.76	\$49.22	\$97,960
29-1071	Physician Assistants	79	\$65.81	\$49.45	\$63.45	\$80.06	\$136,890
29-1229	Physicians, All Other	128	\$98.21	\$61.72	\$94.24	-	\$204,270
47-2151	Pipelayers	20	\$30.08	\$28.62	\$29.41	\$33.68	\$62,570
47-2152	Plumbers, Pipefitters, and Steamfitters	362	\$39.49	\$26.87	\$36.41	\$50.51	\$82,140
33-3051	Police and Sheriff's Patrol Officers	365	\$43.95	\$38.13	\$43.71	\$49.73	\$91,410
19-3094	Political Scientists	-	\$39.50	\$36.47	\$36.48	\$38.19	\$82,160
43-5051	Postal Service Clerks	47	\$25.31	\$18.69	\$24.16	\$30.87	\$52,650
43-5052	Postal Service Mail Carriers	252	\$25.93	\$19.06	\$24.32	\$32.32	\$53,920
43-5053	Postal Service Mail Sorters, Processors, and Processing Machine Operators	14	\$27.76	\$23.80	\$30.87	\$30.87	\$57,740
25-1199	Postsecondary Teachers, All Other	19	-	-	-	-	\$64,350
51-5111	Prepress Technicians and Workers	17	\$22.32	\$18.09	\$20.91	\$26.63	\$46,430
25-2011	Preschool Teachers, Except Special Education	327	\$16.03	\$14.28	\$14.69	\$17.07	\$33,350
51-6021	Pressers, Textile, Garment, and Related Materials	25	\$15.33	\$13.69	\$14.58	\$17.62	\$31,890

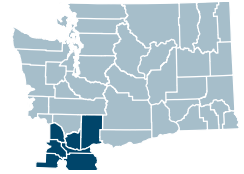
SOC code	Olympia-Tumwater, Washington MSA occupational title	Estimated employment	Average wage	Percentiles			Annual wage
				25th	50th	75th	
51-5113	Print Binding and Finishing Workers	11	\$24.01	\$22.81	\$22.81	\$29.24	\$49,930
51-5112	Printing Press Operators	82	\$22.49	\$18.06	\$21.54	\$27.74	\$46,780
33-9021	Private Detectives and Investigators	43	\$38.67	\$30.87	\$47.15	\$47.15	\$80,440
21-1092	Probation Officers and Correctional Treatment Specialists	104	\$35.81	\$29.19	\$37.03	\$39.19	\$74,480
43-3061	Procurement Clerks	83	\$22.69	\$18.66	\$23.05	\$23.58	\$47,200
27-2012	Producers and Directors	45	\$36.71	\$25.35	\$34.48	\$43.92	\$76,360
51-9199	Production Workers, All Other	-	\$17.92	\$17.59	\$17.75	\$17.75	\$37,280
43-5061	Production, Planning, and Expediting Clerks	203	\$22.55	\$16.54	\$20.90	\$27.01	\$46,910
13-1082	Project Management Specialists	280	\$49.74	\$40.28	\$47.76	\$59.03	\$103,470
13-2020	Property Appraisers and Assessors	30	\$37.70	\$30.25	\$38.43	\$38.43	\$78,410
11-9141	Property, Real Estate, and Community Association Managers	86	\$38.50	\$28.70	\$34.64	\$48.71	\$80,080
33-9099	Protective Service Workers, All Other	161	\$22.58	\$18.94	\$22.26	\$24.17	\$46,970
25-1066	Psychology Teachers, Postsecondary	69	-	-	-	-	\$66,620
11-2032	Public Relations Managers	128	\$61.16	\$49.57	\$63.28	\$63.28	\$127,210
27-3031	Public Relations Specialists	439	\$36.20	\$30.44	\$38.58	\$38.58	\$75,290
11-3061	Purchasing Managers	43	\$54.73	\$49.57	\$49.57	\$63.28	\$113,840
29-2034	Radiologic Technologists and Technicians	108	\$37.61	\$29.91	\$38.15	\$39.18	\$78,230
41-9022	Real Estate Sales Agents	166	\$36.25	\$30.03	\$38.16	\$38.16	\$75,410
43-4171	Receptionists and Information Clerks	771	\$17.45	\$14.58	\$17.57	\$18.13	\$36,300
39-9032	Recreation Workers	133	\$17.26	\$14.75	\$15.27	\$18.40	\$35,890
49-3092	Recreational Vehicle Service Technicians	22	\$22.81	\$18.65	\$22.46	\$23.66	\$47,450
29-1141	Registered Nurses	2,920	\$43.41	\$37.24	\$38.37	\$48.87	\$90,290
21-1015	Rehabilitation Counselors	240	\$28.83	\$18.61	\$23.59	\$37.03	\$59,970
39-9041	Residential Advisors	49	\$18.79	\$15.10	\$18.05	\$22.50	\$39,070
41-2031	Retail Salespersons	3,457	\$17.63	\$14.47	\$14.78	\$17.80	\$36,670
47-2181	Roofers	201	\$26.27	\$22.43	\$23.24	\$29.34	\$54,630
11-2022	Sales Managers	264	\$72.19	\$53.16	\$63.32	\$81.55	\$150,150
41-3091	Sales Reps. of Svcs., Exc. Advertising, Insurance, Financial Svcs., & Travel	479	\$32.90	\$23.01	\$29.61	\$37.28	\$68,430
41-4012	Sales Reps/Wholesale/Mfg, Except Tech/Science Products	806	\$38.03	\$23.51	\$30.42	\$46.43	\$79,090
41-4011	Sales Reps/Wholesale/Mfg, Tech/Scientific Products	245	\$61.21	\$45.94	\$62.84	\$80.47	\$127,310
19-3034	School Psychologists	66	\$48.23	\$37.16	\$46.95	\$57.38	\$100,320
25-2031	Secondary School Teachers, Except Special and Career/Technical Education	502	-	-	-	-	\$85,280
43-6014	Secretaries and Admin. Assistants, Except Legal, Medical, and Executive	1,891	\$23.24	\$21.38	\$22.80	\$28.31	\$48,330
41-3031	Securities, Commodities, and Financial Services Sales Agents	137	\$30.13	\$21.62	\$23.74	\$37.25	\$62,660
49-2098	Security and Fire Alarm Systems Installers	37	\$31.37	\$23.16	\$29.75	\$36.43	\$65,250
33-9032	Security Guards	426	\$20.19	\$16.70	\$18.74	\$23.52	\$41,990
25-3021	Self-Enrichment Teachers	384	\$24.59	\$18.08	\$22.90	\$29.64	\$51,150
47-2211	Sheet Metal Workers	72	\$40.73	\$29.92	\$37.91	\$56.20	\$84,710
43-5071	Shipping, Receiving, and Inventory Clerks	421	\$19.25	\$16.59	\$18.03	\$22.44	\$40,030
53-3053	Shuttle Drivers and Chauffeurs	268	\$18.33	\$14.58	\$16.10	\$18.51	\$38,120
39-5094	Skincare Specialists	70	\$38.40	\$22.19	\$36.59	\$37.06	\$79,860
11-9151	Social and Community Service Managers	188	\$46.92	\$36.51	\$46.94	\$62.37	\$97,590
21-1093	Social and Human Service Assistants	232	\$19.63	\$16.42	\$18.33	\$22.70	\$40,830
19-3099	Social Scientists and Related Workers, All Other	42	\$52.96	\$41.99	\$50.54	\$64.33	\$110,150
15-1252	Software Developers	1,401	\$55.75	\$48.80	\$49.57	\$63.27	\$115,960

SOC code	Olympia-Tumwater, Washington MSA occupational title	Estimated employment	Average wage	Percentiles			Annual wage
				25th	50th	75th	
15-1253	Software Quality Assurance Analysts and Testers	225	\$46.57	\$38.55	\$48.99	\$48.99	\$96,860
19-1013	Soil and Plant Scientists	43	\$31.90	\$23.36	\$29.74	\$37.84	\$66,340
25-2052	Special Education Teachers, Kindergarten and Elementary School	130	-	-	-	-	\$76,780
25-2057	Special Education Teachers, Middle School	59	-	-	-	-	\$78,630
25-2051	Special Education Teachers, Preschool	37	-	-	-	-	\$67,010
25-2058	Special Education Teachers, Secondary School	85	-	-	-	-	\$81,270
29-1127	Speech-Language Pathologists	102	\$41.94	\$36.82	\$39.15	\$47.76	\$87,240
51-8021	Stationary Engineers and Boiler Operators	11	-	-	-	-	-
15-2041	Statisticians	41	\$44.45	\$35.21	\$43.53	\$51.69	\$92,460
53-7065	Stockers and Order Fillers	1,819	\$17.76	\$14.59	\$17.34	\$18.30	\$36,930
47-2221	Structural Iron and Steel Workers	83	\$38.16	\$30.09	\$38.39	\$45.67	\$79,380
51-2041	Structural Metal Fabricators and Fitters	57	\$24.22	\$18.73	\$23.15	\$28.73	\$50,380
21-1018	Substance Abuse, Behavioral Disorder, and Mental Health Counselors	524	\$25.89	\$18.34	\$22.75	\$30.26	\$53,840
25-3031	Substitute Teachers, Short-Term	208	\$19.58	\$17.58	\$18.74	\$21.93	\$40,720
29-2055	Surgical Technologists	82	\$26.60	\$23.25	\$23.25	\$29.65	\$55,330
17-3031	Surveying and Mapping Technicians	40	\$25.73	\$22.78	\$23.16	\$29.51	\$53,520
17-1022	Surveyors	34	\$41.61	\$36.98	\$37.75	\$47.98	\$86,550
47-2082	Tapers	28	\$32.06	\$28.96	\$29.89	\$36.35	\$66,690
25-3099	Teachers and Instructors, All Other	67	-	-	-	-	\$62,130
25-9045	Teaching Assistants, Except Postsecondary	1,430	-	-	-	-	\$40,370
27-3042	Technical Writers	37	\$44.03	\$38.58	\$47.43	\$47.43	\$91,570
49-2022	Telecommunications Equipment Installers and Repairers, Exc. Line Installers	168	\$29.45	\$23.21	\$29.88	\$36.27	\$61,260
49-9052	Telecommunications Line Installers and Repairers	44	\$30.00	\$23.32	\$29.89	\$37.22	\$62,400
43-3071	Tellers	375	\$18.93	\$17.65	\$18.31	\$22.22	\$39,380
49-3093	Tire Repairers and Changers	105	\$16.79	\$14.49	\$14.50	\$17.72	\$34,930
23-2093	Title Examiners, Abstractors, and Searchers	24	\$24.01	\$18.94	\$21.72	\$27.92	\$49,940
39-7010	Tour and travel guides	11	\$19.16	\$13.69	\$17.87	\$23.20	\$39,850
11-3131	Training and Development Managers	27	\$53.74	\$47.76	\$49.57	\$63.28	\$111,780
13-1151	Training and Development Specialists	231	\$35.92	\$29.02	\$38.19	\$38.99	\$74,700
53-6051	Transportation Inspectors	19	\$34.43	\$23.79	\$30.24	\$43.53	\$71,610
11-3071	Transportation, Storage, and Distribution Managers	75	\$51.67	\$37.56	\$47.76	\$61.66	\$107,470
53-1047	Transportation/Material Moving Supervisors/No Cargo Handlers	387	\$30.00	\$23.33	\$29.02	\$36.98	\$62,400
25-3041	Tutors	158	\$18.06	\$14.50	\$16.76	\$21.10	\$37,560
19-3051	Urban and Regional Planners	535	\$43.71	\$39.77	\$39.77	\$50.54	\$90,910
29-1131	Veterinarians	105	\$53.50	\$39.55	\$49.15	\$63.34	\$111,280
31-9096	Veterinary Assistants and Laboratory Animal Caretakers	179	\$16.66	\$14.50	\$17.25	\$18.10	\$34,640
29-2056	Veterinary Technologists and Technicians	137	\$21.89	\$18.69	\$22.22	\$22.77	\$45,540
35-3031	Waiters and Waitresses	916	\$20.65	\$14.63	\$16.16	\$25.75	\$42,950
51-8031	Water and Wastewater Treatment Plant and System Operators	73	\$37.05	\$30.40	\$37.39	\$38.65	\$77,070
15-1255	Web and Digital Interface Designers	81	\$37.47	\$26.40	\$37.86	\$48.05	\$77,940
15-1254	Web Developers	67	\$39.23	\$23.45	\$39.58	\$48.52	\$81,610
43-5111	Weighers, Measurers, Checkers, and Samplers, Recordkeeping	12	\$20.52	\$16.82	\$21.41	\$22.85	\$42,680
51-4121	Welders, Cutters, Solderers, and Brazers	133	\$25.50	\$21.52	\$23.65	\$29.69	\$53,040
51-7042	Woodworking Machine Setters, Operators, and Tenders, Except Sawing	35	\$19.76	\$17.67	\$18.18	\$22.63	\$41,090
27-3043	Writers and Authors	10	\$33.48	\$26.88	\$35.83	\$36.98	\$69,630

SOC code	Olympia-Tumwater, Washington MSA occupational title	Estimated employment	Average wage	Percentiles			Annual wage
				25th	50th	75th	
19-1023	Zoologists and Wildlife Biologists	236	\$37.75	\$31.13	\$39.47	\$39.47	\$78,510

# Vancouver (WA) and Portland-Hillsboro (OR) MSA

2022 Occupational Employment and Wage Estimates  
Includes Clark and Skamania (WA); Clackamas, Columbia,  
Multnomah, Washington and Yamhill (OR) counties



SOC code	Vancouver (WA) and Portland-Hillsboro (OR) MSA occupational title	Estimated employment	Average wage	Percentiles			Annual wage
				25th	50th	75th	
13-2011	Accountants and Auditors	9,585	\$39.17	\$29.49	\$37.16	\$46.94	\$81,460
27-2011	Actors	81	\$19.41	\$13.28	\$14.16	\$18.82	-
15-2011	Actuaries	73	\$53.32	\$39.10	\$48.80	\$61.11	\$110,900
29-1291	Acupuncturists	-	\$27.24	\$23.11	\$23.25	\$29.65	\$56,670
51-9191	Adhesive Bonding Machine Operators and Tenders	72	\$18.06	\$15.30	\$17.75	\$21.35	\$37,560
11-3012	Administrative Services Managers	1,958	\$50.31	\$37.38	\$47.51	\$60.43	\$104,640
25-3011	Adult Literacy, Remedial Educ., GED Teachers/Instructors	262	\$46.46	\$28.98	\$36.58	\$72.83	\$96,640
11-2011	Advertising and Promotions Managers	269	\$50.28	\$29.49	\$47.71	\$61.05	\$104,580
41-3011	Advertising Sales Agents	759	\$31.26	\$18.73	\$26.92	\$38.56	\$65,010
17-2011	Aerospace Engineers	64	\$49.22	\$37.04	\$40.88	\$61.70	\$102,380
13-1011	Agents and Business Managers of Artists, Performers, and Athletes	-	\$41.67	\$23.24	\$30.75	\$51.73	\$86,680
45-2091	Agricultural Equipment Operators	146	\$18.85	\$14.75	\$18.14	\$22.99	\$39,210
45-2011	Agricultural Inspectors	58	\$25.77	\$22.41	\$24.72	\$30.15	\$53,590
19-4012	Agricultural Technicians	192	\$21.21	\$17.58	\$19.08	\$22.71	\$44,120
45-2099	Agricultural Workers, All Other	27	\$16.24	\$14.55	\$14.55	\$16.59	\$33,780
53-2021	Air Traffic Controllers	111	\$52.29	\$39.16	\$54.30	\$62.22	\$108,770
53-1041	Aircraft Cargo Handling Supervisors	66	\$28.38	\$18.75	\$23.88	\$37.24	\$59,030
49-3011	Aircraft Mechanics and Service Technicians	714	\$33.85	\$24.19	\$30.24	\$38.72	\$70,400
53-6032	Aircraft Service Attendants	111	\$16.66	\$14.65	\$15.65	\$18.55	\$34,640
53-2022	Airfield Operations Specialists	50	\$29.25	\$23.79	\$30.04	\$30.90	\$60,830
53-2011	Airline Pilots, Copilots, and Flight Engineers	665	-	-	-	-	\$169,820
39-3091	Amusement and Recreation Attendants	1,067	\$15.56	\$14.26	\$14.44	\$15.33	\$32,360
29-1211	Anesthesiologists	-	\$169.41	-	-	-	\$352,370
39-2021	Animal Caretakers	1,834	\$17.28	\$14.16	\$14.75	\$17.88	\$35,950
33-9011	Animal Control Workers	37	\$27.03	\$24.06	\$29.36	\$30.64	\$56,230
39-2011	Animal Trainers	152	\$21.33	\$17.53	\$22.80	\$22.80	\$44,370
19-3091	Anthropologists and Archeologists	107	\$38.17	\$29.76	\$37.64	\$46.38	\$79,380
25-1061	Anthropology and Archeology Teachers, Postsecondary	28	-	-	-	-	\$91,200
23-1022	Arbitrators, Mediators, and Conciliators	23	\$37.75	\$35.43	\$37.36	\$39.23	\$78,530
17-1011	Architects, Except Landscape and Naval	1,502	\$40.00	\$30.15	\$38.19	\$47.85	\$83,190
17-3011	Architectural and Civil Drafters	856	\$29.38	\$22.94	\$29.27	\$35.94	\$61,110
11-9041	Architectural and Engineering Managers	3,768	\$73.06	\$58.52	\$73.25	\$79.04	\$151,960
25-1031	Architecture Teachers, Postsecondary	47	-	-	-	-	\$100,730
25-4011	Archivists	17	\$26.69	\$23.12	\$23.33	\$29.83	\$55,520
25-1062	Area, Ethnic, and Cultural Studies Teachers, Postsecondary	33	-	-	-	-	\$90,480
27-1011	Art Directors	592	\$55.20	\$38.79	\$49.60	\$63.58	\$114,810
25-1121	Art, Drama, and Music Teachers, Postsecondary	525	-	-	-	-	\$92,590
27-1019	Artists and Related Workers, All Other	68	\$30.43	\$19.90	\$29.78	\$39.69	\$63,280
27-2021	Athletes and Sports Competitors	116	-	-	-	-	\$128,900
29-9091	Athletic Trainers	124	-	-	-	-	\$59,920

SOC code	Vancouver (WA) and Portland-Hillsboro (OR) MSA occupational title	Estimated employment	Average wage	Percentiles			Annual wage
				25th	50th	75th	
19-2021	Atmospheric and Space Scientists	57	\$55.22	\$39.75	\$49.50	\$60.35	\$114,860
25-1051	Atmospheric, Earth, Marine, and Space Sciences Teachers, Postsecondary	38	-	-	-	-	\$104,000
27-4011	Audio and Video Technicians	303	\$25.10	\$17.95	\$21.45	\$29.56	\$52,210
29-1181	Audiologists	72	\$45.32	\$37.29	\$47.80	\$48.87	\$94,270
49-2097	Audiovisual Equipment Installers and Repairers	-	\$26.77	\$19.02	\$22.81	\$38.16	\$55,670
53-6031	Automotive and Watercraft Service Attendants	3,270	\$15.21	\$14.14	\$14.39	\$15.02	\$31,650
49-3021	Automotive Body and Related Repairers	779	\$28.21	\$19.26	\$23.79	\$30.71	\$58,670
49-3022	Automotive Glass Installers and Repairers	90	\$21.59	\$19.20	\$19.22	\$25.30	\$44,900
49-3023	Automotive Service Technicians and Mechanics	3,671	\$25.93	\$19.23	\$23.33	\$29.63	\$53,930
49-2091	Avionics Technicians	73	-	-	-	-	-
39-6011	Baggage Porters and Bellhops	125	\$16.15	\$14.34	\$14.34	\$18.14	\$33,590
33-3011	Bailiffs	49	\$29.89	\$30.54	\$30.67	\$30.67	\$62,170
51-3011	Bakers	1,895	\$16.65	\$14.39	\$14.96	\$17.75	\$34,640
39-5011	Barbers	140	\$23.16	\$13.69	\$22.64	\$29.08	\$48,170
35-3011	Bartenders	3,421	\$16.91	\$14.24	\$14.68	\$16.23	\$35,170
49-3091	Bicycle Repairers	115	\$18.40	\$14.96	\$19.16	\$19.67	\$38,270
43-3011	Bill and Account Collectors	944	\$22.73	\$18.01	\$22.22	\$23.35	\$47,270
43-3021	Billing and Posting Clerks	4,165	\$21.70	\$17.83	\$22.58	\$23.35	\$45,130
19-1021	Biochemists and Biophysicists	-	\$64.19	\$50.53	\$61.40	\$78.54	\$133,520
17-2031	Bioengineers and Biomedical Engineers	54	\$40.63	\$37.46	\$37.92	\$46.84	\$84,520
25-1042	Biological Science Teachers, Postsecondary	210	-	-	-	-	\$115,530
19-1029	Biological Scientists, All Other	283	\$48.74	\$36.48	\$43.73	\$51.68	\$101,380
19-4021	Biological Technicians	1,953	\$23.71	\$18.24	\$23.20	\$25.37	\$49,310
47-2011	Boilermakers	-	\$28.83	\$19.99	\$25.50	\$38.17	\$59,960
43-3031	Bookkeeping, Accounting, and Auditing Clerks	13,933	\$23.24	\$18.53	\$22.85	\$25.09	\$48,340
47-2021	Brickmasons and Blockmasons	252	\$35.60	\$28.68	\$36.11	\$45.65	\$74,040
27-3011	Broadcast Announcers and Radio Disc Jockeys	81	\$32.45	\$17.87	\$21.83	\$36.71	\$67,490
27-4012	Broadcast Technicians	105	\$31.54	\$18.56	\$27.78	\$37.51	\$65,610
43-4011	Brokerage Clerks	157	\$29.02	\$24.15	\$29.42	\$29.76	\$60,360
13-2031	Budget Analysts	298	\$42.15	\$37.14	\$40.91	\$49.06	\$87,670
37-2019	Building Cleaning Workers, All Other	-	\$22.54	\$18.79	\$18.86	\$23.35	\$46,880
49-3031	Bus and Truck Mechanics and Diesel Engine Specialists	2,350	\$27.02	\$22.79	\$25.35	\$30.25	\$56,200
53-3051	Bus Drivers, School	2,229	\$22.12	\$18.66	\$22.33	\$23.68	\$46,010
53-3052	Bus Drivers, Transit and Intercity	637	\$25.29	\$22.01	\$24.90	\$30.04	\$52,610
13-1199	Business Operations Specialists, All Other	9,243	\$36.71	\$23.99	\$34.72	\$46.38	\$76,350
25-1011	Business Teachers, Postsecondary	375	-	-	-	-	\$113,930
51-3021	Butchers and Meat Cutters	955	\$20.22	\$17.59	\$21.05	\$22.95	\$42,050
13-1020	Buyers and Purchasing Agents	4,309	\$32.62	\$23.68	\$29.93	\$38.26	\$67,840
51-7011	Cabinetmakers and Bench Carpenters	1,408	\$19.96	\$17.39	\$18.55	\$22.91	\$41,510
17-3028	Calibration Technologists and Technicians	60	\$33.63	\$28.67	\$29.07	\$36.61	\$69,950
27-4031	Camera Operators, Television, Video, and Film	261	\$31.11	\$23.49	\$29.05	\$37.52	\$64,720
53-5021	Captains, Mates, and Pilots of Water Vessels	368	\$46.44	\$39.26	\$49.02	\$58.63	\$96,600
29-1212	Cardiologists	31	-	-	-	-	-
29-2031	Cardiovascular Technologists and Technicians	484	\$39.06	\$23.39	\$39.50	\$48.55	\$81,240
25-2023	Career/Technical Education Teachers, Middle School	63	-	-	-	-	\$77,790



SOC code	Vancouver (WA) and Portland-Hillsboro (OR) MSA occupational title	Estimated employment	Average wage	Percentiles			Annual wage
				25th	50th	75th	
25-1194	Career/Technical Education Teachers, Postsecondary	742	\$44.45	\$27.91	\$38.95	\$61.50	\$92,450
25-2032	Career/Technical Education Teachers, Secondary School	306	-	-	-	-	\$78,400
43-5011	Cargo and Freight Agents	719	\$26.33	\$18.06	\$22.92	\$29.03	\$54,770
47-2031	Carpenters	8,983	\$28.95	\$22.82	\$28.45	\$35.73	\$60,220
47-2041	Carpet Installers	295	\$25.01	\$17.74	\$23.27	\$29.47	\$52,020
17-1021	Cartographers and Photogrammetrists	311	\$37.83	\$30.60	\$36.98	\$45.74	\$78,690
41-2011	Cashiers	20,115	\$15.55	\$14.07	\$14.36	\$17.08	\$32,350
47-2051	Cement Masons and Concrete Finishers	2,204	\$26.48	\$18.96	\$24.30	\$30.70	\$55,090
35-1011	Chefs and Head Cooks	839	\$30.35	\$22.04	\$29.43	\$36.51	\$63,120
17-2041	Chemical Engineers	174	\$45.82	\$37.23	\$45.10	\$49.23	\$95,300
51-9011	Chemical Equipment Operators and Tenders	343	\$22.13	\$18.16	\$19.58	\$24.69	\$46,040
51-8091	Chemical Plant and System Operators	181	\$27.46	\$23.46	\$23.52	\$29.53	\$57,110
19-4031	Chemical Technicians	247	\$24.52	\$18.62	\$23.56	\$29.41	\$51,010
25-1052	Chemistry Teachers, Postsecondary	132	-	-	-	-	\$111,700
19-2031	Chemists	535	\$33.14	\$24.27	\$28.66	\$40.70	\$68,920
11-1011	Chief Executives	536	\$136.10	\$92.79	-	-	\$283,080
21-1021	Child, Family, and School Social Workers	2,986	\$26.61	\$18.77	\$24.12	\$30.93	\$55,350
39-9011	Childcare Workers	2,208	\$16.83	\$14.24	\$15.73	\$18.01	\$35,010
29-1011	Chiropractors	425	\$39.54	\$22.88	\$37.39	\$47.30	\$82,240
27-2032	Choreographers	22	\$20.89	\$13.08	\$19.47	\$29.77	\$43,450
17-3022	Civil Engineering Technologists and Technicians	578	\$35.02	\$29.87	\$35.94	\$38.41	\$72,830
17-2051	Civil Engineers	3,407	\$45.68	\$37.25	\$44.90	\$50.52	\$95,020
13-1031	Claims Adjusters, Examiners, and Investigators	1,931	\$37.10	\$29.24	\$37.55	\$47.44	\$77,170
53-7061	Cleaners of Vehicles and Equipment	2,253	\$16.61	\$14.42	\$15.06	\$18.02	\$34,550
51-9192	Cleaning, Washing, and Metal Pickling Equipment Operators and Tenders	27	\$19.60	\$14.52	\$18.85	\$23.10	\$40,780
21-2011	Clergy	1,835	\$27.78	\$18.71	\$23.27	\$36.84	\$57,780
19-3033	Clinical and Counseling Psychologists	527	\$63.97	\$29.96	\$57.30	\$98.77	\$133,060
29-2010	Clinical Laboratory Technologists and Technicians	2,067	\$32.92	\$23.18	\$31.21	\$38.22	\$68,480
27-2022	Coaches and Scouts	2,137	-	-	-	-	\$49,010
51-9124	Coating, Painting, and Spraying Machine Setters, Operators, and Tenders	1,221	\$23.71	\$18.15	\$22.44	\$24.47	\$49,310
49-9091	Coin, Vending, and Amusement Machine Servicers and Repairers	195	\$21.86	\$17.78	\$22.51	\$24.70	\$45,460
27-1021	Commercial and Industrial Designers	253	\$41.79	\$30.90	\$38.75	\$49.36	\$86,920
53-2012	Commercial Pilots	359	-	-	-	-	\$87,570
25-1122	Communications Teachers, Postsecondary	138	-	-	-	-	\$97,460
21-1099	Community and Social Service Specialists, All Other	1,202	\$24.69	\$18.75	\$23.54	\$29.64	\$51,350
21-1094	Community Health Workers	598	\$25.31	\$20.47	\$23.93	\$29.74	\$52,640
11-3111	Compensation and Benefits Managers	88	\$60.94	\$47.41	\$60.69	\$69.96	\$126,760
13-1141	Compensation, Benefits, and Job Analysis Specialists	1,036	\$38.44	\$29.96	\$38.14	\$47.44	\$79,960
13-1041	Compliance Officers	2,190	\$38.75	\$29.93	\$38.00	\$47.15	\$80,600
15-1221	Computer and Information Research Scientists	498	\$81.34	\$61.11	\$78.26	\$80.16	\$169,180
11-3021	Computer and Information Systems Managers	6,387	\$70.41	\$49.89	\$62.98	\$78.95	\$146,450
17-2061	Computer Hardware Engineers	7,426	\$65.77	\$61.39	\$61.39	\$78.54	\$136,800
15-1241	Computer Network Architects	1,211	\$57.29	\$48.02	\$51.16	\$63.62	\$119,170
15-1231	Computer Network Support Specialists	1,264	\$31.68	\$23.51	\$29.61	\$37.71	\$65,900
51-9161	Computer Numerically Controlled Tool Operators	1,668	\$22.62	\$18.32	\$23.09	\$23.79	\$47,050

SOC code	Vancouver (WA) and Portland-Hillsboro (OR) MSA occupational title	Estimated employment	Average wage	Percentiles			Annual wage
				25th	50th	75th	
51-9162	Computer Numerically Controlled Tool Programmers	549	\$32.83	\$23.93	\$30.08	\$38.22	\$68,290
15-1299	Computer Occupations, All Other	2,393	\$46.66	\$32.98	\$46.38	\$58.30	\$97,060
15-1251	Computer Programmers	1,227	\$50.00	\$38.01	\$48.75	\$61.11	\$104,000
25-1021	Computer Science Teachers, Postsecondary	179	-	-	-	-	\$130,380
15-1211	Computer Systems Analysts	5,622	\$51.45	\$38.54	\$48.55	\$61.11	\$107,010
15-1232	Computer User Support Specialists	6,080	\$29.02	\$22.71	\$28.78	\$33.87	\$60,350
49-2011	Computer, Automated Teller, and Office Machine Repairers	779	\$21.70	\$17.94	\$22.44	\$23.94	\$45,140
39-6012	Concierges	325	\$16.47	\$14.50	\$16.29	\$17.34	\$34,260
19-1031	Conservation Scientists	337	\$36.58	\$26.01	\$34.27	\$46.50	\$76,090
47-4011	Construction and Building Inspectors	695	\$38.40	\$30.40	\$38.22	\$47.53	\$79,870
47-2061	Construction Laborers	7,639	\$23.45	\$18.05	\$22.31	\$28.34	\$48,770
11-9021	Construction Managers	3,673	\$61.78	\$37.38	\$49.65	\$64.10	\$128,500
49-9012	Control and Valve Installers and Repairers, Except Mechanical Door	215	\$37.76	\$29.14	\$36.66	\$46.31	\$78,550
53-7011	Conveyor Operators and Tenders	198	\$18.68	\$17.59	\$17.59	\$17.59	\$38,850
35-2019	Cooks, All Other	155	\$19.31	\$16.46	\$18.41	\$22.71	\$40,170
35-2011	Cooks, Fast Food	2,482	\$15.76	\$14.24	\$14.72	\$17.36	\$32,780
35-2012	Cooks, Institution and Cafeteria	5,760	\$19.48	\$18.02	\$18.30	\$23.06	\$40,520
35-2014	Cooks, Restaurant	10,546	\$17.48	\$14.61	\$17.53	\$18.54	\$36,360
35-2015	Cooks, Short Order	390	\$15.76	\$14.71	\$15.10	\$16.43	\$32,790
33-3012	Correctional Officers and Jailers	1,919	\$34.75	\$30.28	\$37.79	\$39.43	\$72,270
43-4021	Correspondence Clerks	69	\$22.46	\$18.40	\$22.75	\$23.35	\$46,710
13-1051	Cost Estimators	2,235	\$37.73	\$25.72	\$36.76	\$47.44	\$78,470
21-1019	Counselors, All Other	-	\$33.48	\$18.61	\$30.74	\$39.14	\$69,640
41-2021	Counter and Rental Clerks	3,713	\$20.05	\$14.98	\$17.76	\$22.22	\$41,710
43-5021	Couriers and Messengers	606	\$19.64	\$17.57	\$18.11	\$22.78	\$40,850
27-3092	Court Reporters and Simultaneous Captioners	28	\$25.45	\$25.51	\$25.51	\$25.51	\$52,930
43-4031	Court, Municipal, and License Clerks	584	\$24.83	\$21.64	\$23.31	\$28.78	\$51,640
53-7021	Crane and Tower Operators	151	\$34.33	\$24.39	\$31.64	\$42.17	\$71,400
13-2041	Credit Analysts	730	\$39.34	\$29.24	\$37.24	\$47.44	\$81,820
43-4041	Credit Authorizers, Checkers, and Clerks	133	\$27.20	\$23.38	\$28.89	\$29.82	\$56,580
13-2071	Credit Counselors	229	\$28.20	\$22.65	\$28.73	\$29.86	\$58,660
25-1111	Criminal Justice and Law Enforcement Teachers, Postsecondary	22	-	-	-	-	\$105,430
33-9091	Crossing Guards and Flaggers	1,398	-	-	-	-	-
51-9021	Crushing, Grinding, and Polishing Machine Setters, Operators, and Tenders	596	\$20.74	\$18.23	\$18.57	\$23.40	\$43,140
25-4012	Curators	77	\$27.51	\$15.66	\$24.12	\$31.07	\$57,220
43-4051	Customer Service Representatives	17,257	\$20.24	\$16.84	\$18.40	\$23.10	\$42,100
51-4031	Cut/Punch/Press Mach Setters/Oprs/Tenders, Metal/Plastic	773	\$21.87	\$18.18	\$21.27	\$23.55	\$45,490
51-9031	Cutters and Trimmers, Hand	35	\$17.29	\$14.52	\$17.95	\$18.32	\$35,960
51-9032	Cutting and Slicing Machine Setters, Operators, and Tenders	358	\$20.81	\$18.01	\$19.14	\$23.21	\$43,290
43-9021	Data Entry Keyers	723	\$18.52	\$15.89	\$18.01	\$19.34	\$38,520
15-2051	Data Scientists	1,054	\$56.98	\$38.10	\$56.72	\$75.53	\$118,520
15-1242	Database Administrators	602	\$47.96	\$37.38	\$48.11	\$61.36	\$99,770
15-1243	Database Architects	395	\$59.03	\$48.81	\$61.39	\$63.68	\$122,780
41-9011	Demonstrators and Product Promoters	723	\$18.26	\$14.76	\$17.30	\$19.63	\$37,990
31-9091	Dental Assistants	3,521	\$24.23	\$22.66	\$23.27	\$28.81	\$50,390

SOC code	Vancouver (WA) and Portland-Hillsboro (OR) MSA occupational title	Estimated employment	Average wage	Percentiles			Annual wage
				25th	50th	75th	
29-1292	Dental Hygienists	2,330	\$47.20	\$46.27	\$47.76	\$48.50	\$98,180
51-9081	Dental Laboratory Technicians	472	\$22.20	\$17.74	\$21.97	\$26.01	\$46,180
29-1029	Dentists, All Other Specialists	24	\$92.64	\$77.38	-	-	\$192,690
29-1021	Dentists, General	939	\$104.00	\$78.88	\$81.45	-	\$216,330
27-1029	Designers, All Other	184	\$33.41	\$29.24	\$30.21	\$38.53	\$69,490
43-9031	Desktop Publishers	70	\$25.60	\$18.78	\$23.59	\$29.52	\$53,250
33-3021	Detectives and Criminal Investigators	348	\$48.61	\$38.14	\$48.37	\$57.98	\$101,120
29-2032	Diagnostic Medical Sonographers	525	\$48.06	\$45.78	\$48.50	\$50.03	\$99,960
29-2051	Dietetic Technicians	63	\$22.58	\$22.51	\$22.88	\$23.27	\$46,970
29-1031	Dietitians and Nutritionists	431	\$36.38	\$29.80	\$36.98	\$38.69	\$75,660
35-9011	Dining Room and Cafeteria Attendants and Bartender Helpers	2,404	\$15.00	\$13.90	\$14.41	\$15.11	\$31,190
21-2021	Directors, Religious Activities and Education	544	\$25.14	\$18.25	\$23.33	\$28.73	\$52,290
35-9021	Dishwashers	3,181	\$14.70	\$13.73	\$14.47	\$15.10	\$30,570
43-5032	Dispatchers, Except Police, Fire, and Ambulance	1,785	\$23.30	\$18.18	\$22.72	\$28.61	\$48,470
17-3019	Drafters, All Other	375	\$28.70	\$22.71	\$28.52	\$33.52	\$59,700
51-4032	Drilling & Boring Machine Tool Setters, Operators &Tenders, Metal & Plastic	132	\$25.46	\$18.18	\$19.21	\$30.00	\$52,950
53-3031	Driver/Sales Workers	4,126	\$19.75	\$13.94	\$15.45	\$23.04	\$41,090
47-2081	Drywall and Ceiling Tile Installers	1,191	\$33.46	\$23.50	\$32.32	\$46.40	\$69,590
47-5023	Earth Drillers, Except Oil and Gas	95	\$29.77	\$22.93	\$28.80	\$36.54	\$61,910
25-1063	Economics Teachers, Postsecondary	48	-	-	-	-	\$117,770
19-3011	Economists	158	\$53.89	\$39.58	\$48.99	\$63.80	\$112,080
27-3041	Editors	579	\$30.89	\$22.19	\$29.24	\$38.51	\$64,250
11-9039	Education Administrators, All Other	337	\$38.12	\$23.65	\$34.76	\$48.92	\$79,290
11-9032	Education Administrators, Kindergarten through Secondary	1,910	-	-	-	-	\$119,890
11-9033	Education Administrators, Postsecondary	862	\$51.13	\$36.01	\$47.41	\$60.80	\$106,360
11-9031	Education and Childcare Administrators, Preschool and Daycare	682	\$24.91	\$17.91	\$28.73	\$29.09	\$51,820
25-1081	Education Teachers, Postsecondary	193	-	-	-	-	\$78,310
25-9099	Educational Instruction and Library Workers, All Other	2,606	\$20.60	\$14.05	\$14.58	\$23.63	\$42,860
21-1012	Educational, Guidance, and Career Counselors and Advisors	1,529	\$35.01	\$24.23	\$30.85	\$46.87	\$72,820
49-2092	Electric Motor, Power Tool, and Related Repairers	-	\$31.12	\$22.66	\$29.04	\$41.04	\$64,730
17-3023	Electrical and Electronic Engineering Technologists and Technicians	2,070	\$31.91	\$28.52	\$29.32	\$36.98	\$66,370
17-3012	Electrical and Electronics Drafters	274	\$29.15	\$23.40	\$28.84	\$36.61	\$60,640
49-2093	Electrical and Electronics Installers and Repairers, Transportation Equipment	19	\$40.12	\$22.94	\$36.46	\$58.42	\$83,450
49-2094	Electrical and Electronics Repairers, Commercial and Industrial Equipment	272	\$36.87	\$29.20	\$35.32	\$42.77	\$76,690
49-2095	Electrical and Electronics Repairers, Powerhouse, Substation, and Relay	108	\$57.79	\$51.25	\$60.80	\$65.09	\$120,210
17-2071	Electrical Engineers	2,300	\$50.79	\$38.53	\$49.04	\$61.11	\$105,640
49-9051	Electrical Power-Line Installers and Repairers	584	\$46.49	\$38.61	\$47.45	\$53.23	\$96,700
51-2028	Electrical/Electronic/Electromechanical Assemblers Only	2,812	\$18.89	\$15.14	\$18.18	\$21.66	\$39,280
47-2111	Electricians	6,934	\$40.05	\$30.23	\$39.89	\$49.16	\$83,310
17-3024	Electro-Mechanical and Mechatronics Technologists and Technicians	70	\$23.30	\$17.82	\$22.71	\$22.73	\$48,460
49-2096	Electronic Equipment Installers and Repairers, Motor Vehicles	126	\$22.65	\$19.55	\$23.57	\$24.65	\$47,110
17-2072	Electronics Engineers, Except Computer	995	\$46.09	\$30.18	\$47.07	\$56.75	\$95,880
25-2021	Elementary School Teachers, Except Special Education	8,055	-	-	-	-	\$80,890
47-4021	Elevator and Escalator Installers and Repairers	176	\$47.60	\$29.28	\$58.11	\$61.11	\$99,010
43-4061	Eligibility Interviewers, Government Programs	1,656	\$24.55	\$18.99	\$23.44	\$29.86	\$51,060

SOC code	Vancouver (WA) and Portland-Hillsboro (OR) MSA occupational title	Estimated employment	Average wage	Percentiles			Annual wage
				25th	50th	75th	
39-4011	Embalmers	-	\$37.09	\$22.55	\$23.00	\$68.16	\$77,150
11-9161	Emergency Management Directors	53	\$46.09	\$36.85	\$38.85	\$49.50	\$95,860
29-2042	Emergency Medical Technicians	614	\$19.02	\$15.82	\$17.50	\$22.02	\$39,550
29-1214	Emergency Medicine Physicians	-	\$115.41	\$79.62	-	-	\$240,060
51-2031	Engine and Other Machine Assemblers	80	\$22.83	\$18.55	\$23.55	\$23.55	\$47,480
25-1032	Engineering Teachers, Postsecondary	158	-	-	-	-	\$113,450
17-3029	Engineering Technologists and Technicians, Except Drafters, All Other	806	\$32.89	\$26.20	\$29.92	\$37.39	\$68,410
17-2199	Engineers, All Other	2,283	\$48.40	\$36.29	\$47.76	\$61.11	\$100,670
25-1123	English Language and Literature Teachers, Postsecondary	274	-	-	-	-	\$96,300
27-2099	Entertainers and Performers, Sports and Related Workers, All Other	27	\$22.52	\$13.94	\$18.45	\$23.46	-
11-9072	Entertainment and Recreation Managers, Except Gambling	132	\$32.95	\$19.66	\$24.37	\$47.41	\$68,530
39-1014	Entertainment and Recreation Workers Supervisors, Exc. Gambling Services	311	\$25.60	\$18.40	\$23.40	\$30.14	\$53,260
17-3025	Environmental Engineering Technologists and Technicians	44	\$31.08	\$23.37	\$29.34	\$36.86	\$64,640
17-2081	Environmental Engineers	355	\$46.01	\$37.74	\$47.76	\$49.42	\$95,710
19-4042	Environmental Science and Protection Technicians, Including Health	155	\$27.24	\$22.91	\$26.18	\$30.57	\$56,660
25-1053	Environmental Science Teachers, Postsecondary	61	-	-	-	-	\$78,660
19-2041	Environmental Scientists and Specialists, Including Health	707	\$41.52	\$34.63	\$39.97	\$48.52	\$86,370
19-1041	Epidemiologists	68	\$41.12	\$34.66	\$40.00	\$48.42	\$85,540
51-9194	Etchers and Engravers	70	\$18.96	\$14.66	\$18.23	\$22.55	\$39,440
47-5022	Excavating and Loading Machine and Dragline Operators, Surface Mining	173	\$25.55	\$22.11	\$24.63	\$27.67	\$53,150
43-6011	Executive Secretaries and Executive Administrative Assistants	3,172	\$32.05	\$29.02	\$30.27	\$37.10	\$66,670
29-1128	Exercise Physiologists	40	\$29.34	\$22.88	\$28.41	\$35.70	\$61,020
39-9031	Exercise Trainers and Group Fitness Instructors	1,947	\$23.40	\$15.14	\$23.30	\$28.50	\$48,660
51-4021	Extruding & Drawing Machine Setters, Operators, & Tenders, Metal & Plastic	387	\$20.39	\$17.59	\$18.23	\$22.87	\$42,410
51-9041	Extruding, Forming, Pressing, & Compacting Mach. Setters, Oprs. & Tenders	360	\$19.92	\$17.60	\$18.55	\$22.95	\$41,430
51-6092	Fabric and Apparel Patternmakers	18	\$23.69	\$22.57	\$22.92	\$23.37	\$49,280
11-3013	Facilities Managers	988	\$45.93	\$30.56	\$45.48	\$57.08	\$95,530
45-4021	Fallers	94	\$39.55	\$31.29	\$36.54	\$51.47	\$82,250
25-1192	Family and Consumer Sciences Teachers, Postsecondary	15	-	-	-	-	\$118,760
29-1215	Family Medicine Physicians	-	\$118.97	-	-	-	\$247,450
49-3041	Farm Equipment Mechanics and Service Technicians	262	\$28.06	\$22.81	\$29.04	\$31.65	\$58,360
11-9013	Farmers, Ranchers, and Other Agricultural Managers	62	\$36.20	\$29.94	\$37.82	\$37.82	\$75,290
45-2092	Farmworkers and Laborers, Crop, Nursery, and Greenhouse	1,869	\$15.77	\$14.52	\$14.64	\$16.26	\$32,800
45-2093	Farmworkers, Farm, Ranch, and Aquacultural Animals	260	\$15.84	\$14.20	\$14.94	\$16.13	\$32,960
27-1022	Fashion Designers	500	\$42.41	\$30.50	\$38.82	\$49.42	\$88,210
35-3023	Fast Food and Counter Workers	30,630	\$15.10	\$14.07	\$14.49	\$14.79	\$31,410
47-4031	Fence Erectors	200	\$21.00	\$18.04	\$18.94	\$24.02	\$43,680
51-2051	Fiberglass Laminators and Fabricators	100	\$19.53	\$17.74	\$17.91	\$22.56	\$40,630
43-4071	File Clerks	476	\$19.12	\$14.68	\$18.01	\$20.10	\$39,770
27-4032	Film and Video Editors	180	\$29.47	\$23.61	\$29.77	\$31.44	\$61,300
13-2051	Financial and Investment Analysts	2,181	\$53.85	\$37.38	\$47.76	\$61.11	\$112,010
43-3099	Financial Clerks, All Other	282	\$22.76	\$18.37	\$22.58	\$23.38	\$47,340
13-2061	Financial Examiners	551	\$42.59	\$30.30	\$38.55	\$49.25	\$88,580
11-3031	Financial Managers	5,305	\$67.59	\$47.80	\$61.30	\$78.54	\$140,590
13-2054	Financial Risk Specialists	534	\$49.71	\$38.29	\$47.23	\$59.64	\$103,400

SOC code	Vancouver (WA) and Portland-Hillsboro (OR) MSA occupational title	Estimated employment	Average wage	Percentiles			Annual wage
				25th	50th	75th	
13-2099	Financial Specialists, All Other	855	\$42.17	\$30.75	\$38.22	\$48.78	\$87,720
27-1013	Fine Artists, Including Painters, Sculptors, and Illustrators	-	\$33.74	\$23.59	\$29.77	\$37.52	\$70,170
33-2021	Fire Inspectors and Investigators	71	\$51.55	\$48.20	\$51.78	\$61.11	\$107,220
33-2011	Firefighters	1,416	\$40.60	\$37.03	\$40.33	\$50.12	\$84,450
47-1011	First-Line Supervisors of Construction Trades and Extraction Workers	5,099	\$41.76	\$30.43	\$38.82	\$48.81	\$86,860
33-1011	First-Line Supervisors of Correctional Officers	271	\$50.79	\$43.75	\$49.04	\$51.78	\$105,640
45-1011	First-Line Supervisors of Farming, Fishing, and Forestry Workers	283	\$26.93	\$19.58	\$23.58	\$31.53	\$56,010
33-1021	First-Line Supervisors of Firefighting and Prevention Workers	330	\$58.03	\$50.46	\$61.77	\$64.99	\$120,700
35-1012	First-Line Supervisors of Food Preparation and Serving Workers	6,781	\$20.37	\$15.41	\$18.17	\$23.78	\$42,370
39-1013	First-Line Supervisors of Gambling Services Workers	63	\$27.65	\$26.97	\$26.97	\$29.56	\$57,510
37-1011	First-Line Supervisors of Housekeeping and Janitorial Workers	950	\$21.03	\$15.95	\$18.79	\$23.81	\$43,730
37-1012	First-Line Sprvs. of Landscaping, Lawn Service, & Groundskeeping Workers	965	\$28.57	\$23.46	\$23.91	\$36.51	\$59,420
49-1011	First-Line Supervisors of Mechanics, Installers, and Repairers	3,116	\$37.34	\$29.29	\$37.09	\$45.67	\$77,680
41-1012	First-Line Supervisors of Non-Retail Sales Workers	1,493	\$38.85	\$25.78	\$37.24	\$47.44	\$80,820
43-1011	First-Line Supervisors of Office and Administrative Support Workers	8,884	\$31.56	\$23.73	\$29.53	\$37.47	\$65,630
39-1022	First-Line Supervisors of Personal Service Workers	757	\$21.14	\$17.14	\$18.29	\$23.25	\$43,960
33-1012	First-Line Supervisors of Police and Detectives	635	\$58.63	\$51.63	\$62.13	\$65.64	\$121,960
51-1011	First-Line Supervisors of Production and Operating Workers	4,323	\$32.13	\$23.54	\$30.08	\$37.90	\$66,830
33-1099	First-Line Supervisors of Protective Service Workers, All Other	207	\$27.54	\$23.26	\$26.74	\$31.06	\$57,290
41-1011	First-Line Supervisors of Retail Sales Workers	8,497	\$23.01	\$18.09	\$22.55	\$24.90	\$47,860
33-1091	First-Line Supervisors of Security Workers	271	\$27.60	\$19.50	\$24.82	\$30.99	\$57,410
53-2031	Flight Attendants	563	-	-	-	-	\$66,950
47-2042	Floor Layers, Except Carpet, Wood, and Hard Tiles	154	\$25.16	\$18.11	\$21.08	\$29.65	\$52,330
27-1023	Floral Designers	402	\$16.89	\$14.67	\$15.91	\$18.19	\$35,120
51-3091	Food and Tobacco Roasting, Baking, and Drying Mach. Oprs. and Tenders	340	\$20.20	\$17.67	\$18.91	\$22.83	\$42,010
51-3092	Food Batchmakers	1,999	\$18.23	\$15.18	\$17.95	\$18.33	\$37,910
51-3093	Food Cooking Machine Operators and Tenders	96	\$17.92	\$15.36	\$17.92	\$18.63	\$37,270
35-9099	Food Preparation and Serving Related Workers, All Other	220	\$16.36	\$14.83	\$15.29	\$18.00	\$34,020
35-2021	Food Preparation Workers	4,094	\$16.67	\$14.83	\$15.29	\$18.62	\$34,680
51-3099	Food Processing Workers, All Other	362	\$17.38	\$14.27	\$17.59	\$17.96	\$36,160
19-4013	Food Science Technicians	158	\$22.51	\$18.56	\$22.59	\$23.76	\$46,810
19-1012	Food Scientists and Technologists	181	\$40.28	\$31.13	\$37.24	\$47.44	\$83,790
35-3041	Food Servers, Nonrestaurant	2,030	\$16.06	\$14.53	\$14.86	\$16.50	\$33,410
11-9051	Food Service Managers	1,493	\$29.70	\$22.37	\$28.92	\$36.75	\$61,780
25-1124	Foreign Language and Literature Teachers, Postsecondary	183	-	-	-	-	\$99,310
19-4092	Forensic Science Technicians	126	\$41.84	\$37.56	\$39.78	\$50.73	\$87,030
19-4071	Forest and Conservation Technicians	220	\$25.04	\$18.09	\$23.99	\$30.15	\$52,070
45-4011	Forest and Conservation Workers	-	\$21.14	\$17.34	\$20.36	\$20.44	\$43,970
33-2022	Forest Fire Inspectors and Prevention Specialists	18	\$32.66	\$24.32	\$31.41	\$37.89	\$67,930
19-1032	Foresters	96	\$40.41	\$33.30	\$37.03	\$48.90	\$84,050
51-4071	Foundry Mold and Coremakers	191	\$24.31	\$17.76	\$23.51	\$29.40	\$50,560
13-1131	Fundraisers	1,374	\$25.97	\$19.15	\$23.68	\$29.31	\$54,010
11-2033	Fundraising Managers	497	\$43.36	\$31.67	\$38.81	\$47.23	\$90,190
11-9171	Funeral Home Managers	71	\$28.93	\$24.20	\$24.40	\$28.96	\$60,180
51-9051	Furnace, Kiln, Oven, Drier, and Kettle Operators and Tenders	170	\$22.00	\$18.18	\$21.79	\$23.75	\$45,750

SOC code	Vancouver (WA) and Portland-Hillsboro (OR) MSA occupational title	Estimated employment	Average wage	Percentiles			Annual wage
				25th	50th	75th	
51-7021	Furniture Finishers	136	\$18.22	\$14.89	\$18.18	\$18.98	\$37,890
11-9071	Gambling Managers	-	\$43.72	\$29.09	\$34.11	\$61.55	\$90,930
51-8092	Gas Plant Operators	25	\$44.65	\$37.24	\$48.44	\$49.14	\$92,880
11-1021	General and Operations Managers	25,009	\$56.48	\$30.92	\$47.23	\$72.65	\$117,470
29-1216	General Internal Medicine Physicians	190	\$148.23	-	-	-	\$308,310
29-9092	Genetic Counselors	-	\$45.78	\$45.85	\$48.11	\$48.11	\$95,210
19-3092	Geographers	20	\$49.51	\$40.33	\$50.36	\$58.31	\$102,980
25-1064	Geography Teachers, Postsecondary	41	-	-	-	-	\$95,920
19-4043	Geological Technicians, Except Hydrologic Technicians	74	\$25.39	\$23.15	\$24.32	\$28.21	\$52,800
19-2042	Geoscientists, Except Hydrologists and Geographers	330	\$46.42	\$31.13	\$41.30	\$51.27	\$96,550
47-2121	Glaziers	612	\$29.91	\$22.59	\$26.23	\$36.73	\$62,220
45-2041	Graders and Sorters, Agricultural Products	310	\$15.96	\$14.20	\$14.28	\$15.60	\$33,210
27-1024	Graphic Designers	2,157	\$28.56	\$20.43	\$27.66	\$36.96	\$59,400
51-4033	Grind/Lap/Polish/Buf. Mach. Tool Setters, Oprs, & Tenders, Metal & Plastic	875	\$22.78	\$18.18	\$22.22	\$28.82	\$47,370
51-9022	Grinding and Polishing Workers, Hand	47	\$21.58	\$18.32	\$22.81	\$23.08	\$44,880
37-3019	Grounds Maintenance Workers, All Other	-	\$19.42	\$17.59	\$18.35	\$22.22	\$40,390
39-5012	Hairdressers, Hairstylists, and Cosmetologists	1,946	\$17.10	\$13.66	\$14.43	\$17.42	\$35,560
47-4041	Hazardous Materials Removal Workers	491	\$24.65	\$21.30	\$22.58	\$24.85	\$51,280
17-2111	Health and Safety Engineers, Except Mining Safety Engineers and Inspectors	96	\$54.38	\$46.83	\$49.23	\$61.11	\$113,120
21-1091	Health Education Specialists	396	\$35.79	\$24.94	\$32.30	\$40.00	\$74,440
29-9021	Health Information Technologists and Medical Registrars	472	\$32.43	\$22.55	\$29.65	\$37.93	\$67,450
25-1071	Health Specialties Teachers, Postsecondary	3,602	-	-	-	-	\$166,480
29-2099	Health Technologists and Technicians, All Other	1,076	\$28.19	\$22.35	\$23.94	\$35.70	\$58,640
29-1299	Healthcare Diagnosing or Treating Practitioners, All Other	426	\$42.12	\$30.17	\$37.53	\$47.70	\$87,610
29-9099	Healthcare Practitioners and Technical Workers, All Other	257	\$30.09	\$18.16	\$23.65	\$38.22	\$62,590
21-1022	Healthcare Social Workers	1,258	\$38.88	\$29.94	\$37.90	\$47.64	\$80,870
31-9099	Healthcare Support Workers, All Other	1,362	\$22.59	\$17.75	\$22.41	\$25.02	\$46,990
29-2092	Hearing Aid Specialists	105	\$30.49	\$28.44	\$29.65	\$32.32	\$63,410
51-4191	Heat Treating Equipment Setters, Operators, and Tenders, Metal and Plastic	156	\$24.09	\$18.19	\$22.91	\$28.83	\$50,110
49-9021	Heating, Air Conditioning, and Refrigeration Mechanics and Installers	2,008	\$28.07	\$22.79	\$28.72	\$31.31	\$58,380
53-3032	Heavy and Tractor-Trailer Truck Drivers	13,150	\$26.96	\$23.30	\$25.99	\$29.64	\$56,070
47-3019	Helpers, Construction Trades, All Other	154	\$20.17	\$15.61	\$20.20	\$22.97	\$41,950
47-3011	Helpers-Brickmasons, Blockmasons, Stonemasons, & Tile & Marble Setters	228	\$22.61	\$17.60	\$20.47	\$24.65	\$47,030
47-3012	Helpers-Carpenters	368	\$21.15	\$14.53	\$19.31	\$22.99	\$43,990
47-3013	Helpers-Electricians	225	\$20.65	\$16.77	\$18.33	\$23.27	\$42,950
49-9098	Helpers-Installation, Maintenance, and Repair Workers	548	\$18.45	\$14.89	\$17.87	\$19.33	\$38,380
47-3014	Helpers-Painters, Paperhangers, Plasterers, and Stucco Masons	146	\$22.53	\$17.59	\$19.74	\$23.35	\$46,870
47-3015	Helpers-Pipelayers, Plumbers, Pipefitters, and Steamfitters	101	\$19.77	\$15.89	\$18.33	\$22.51	\$41,130
51-9198	Helpers-Production Workers	1,879	\$17.51	\$14.44	\$17.67	\$18.32	\$36,410
47-4051	Highway Maintenance Workers	663	\$27.46	\$23.31	\$28.43	\$29.69	\$57,110
25-1125	History Teachers, Postsecondary	85	-	-	-	-	\$101,270
49-9031	Home Appliance Repairers	460	\$21.62	\$18.04	\$19.46	\$23.57	\$44,960
31-1120	Home Health and Personal Care Aides	15,487	\$15.92	\$14.40	\$14.72	\$17.44	\$33,110
35-9031	Hosts and Hostesses, Restaurant, Lounge, and Coffee Shop	1,549	\$14.67	\$14.09	\$14.33	\$14.64	\$30,510
43-4081	Hotel, Motel, and Resort Desk Clerks	1,159	\$15.66	\$14.47	\$14.79	\$16.82	\$32,570

SOC code	Vancouver (WA) and Portland-Hillsboro (OR) MSA occupational title	Estimated employment	Average wage	Percentiles			Annual wage
				25th	50th	75th	
43-4161	Human Resources Assistants, Except Payroll and Timekeeping	1,001	\$23.28	\$19.70	\$22.73	\$24.16	\$48,420
11-3121	Human Resources Managers	1,662	\$62.37	\$47.58	\$60.69	\$77.35	\$129,720
13-1071	Human Resources Specialists	6,460	\$33.54	\$23.54	\$30.51	\$38.93	\$69,770
19-4044	Hydrologic Technicians	49	\$31.90	\$24.65	\$30.15	\$39.80	\$66,360
19-2043	Hydrologists	98	\$46.62	\$38.69	\$47.70	\$51.68	\$96,960
17-3026	Industrial Engineering Technologists and Technicians	2,085	\$29.03	\$22.93	\$29.02	\$29.82	\$60,380
17-2112	Industrial Engineers	3,400	\$49.74	\$37.73	\$47.76	\$61.11	\$103,470
49-9041	Industrial Machinery Mechanics	2,949	\$29.56	\$23.38	\$29.33	\$36.46	\$61,480
11-3051	Industrial Production Managers	1,704	\$51.63	\$37.38	\$47.51	\$60.76	\$107,390
53-7051	Industrial Truck and Tractor Operators	3,209	\$21.79	\$18.45	\$21.83	\$23.69	\$45,320
19-3032	Industrial-Organizational Psychologists	31	\$55.75	\$39.75	\$51.56	\$78.54	\$115,960
43-4199	Information and Record Clerks, All Other	4,520	\$19.83	\$14.37	\$18.52	\$22.90	\$41,250
15-1212	Information Security Analysts	1,008	\$53.98	\$45.80	\$49.23	\$62.69	\$112,270
51-9061	Inspectors, Testers, Sorters, Samplers, and Weighers	3,990	\$25.14	\$18.18	\$22.95	\$29.38	\$52,280
49-9099	Installation, Maintenance, and Repair Workers, All Other	1,810	\$27.50	\$19.60	\$24.82	\$31.49	\$57,190
25-9031	Instructional Coordinators	925	\$40.50	\$36.51	\$38.04	\$47.82	\$84,240
47-2131	Insulation Workers, Floor, Ceiling, and Wall	226	\$24.23	\$22.49	\$23.68	\$27.52	\$50,390
47-2132	Insulation Workers, Mechanical	158	\$42.95	\$30.70	\$46.40	\$52.56	\$89,330
13-1032	Insurance Appraisers, Auto Damage	-	\$35.98	\$29.31	\$36.92	\$39.14	\$74,840
43-9041	Insurance Claims and Policy Processing Clerks	1,839	\$23.16	\$19.26	\$22.85	\$23.58	\$48,180
41-3021	Insurance Sales Agents	4,083	\$35.71	\$18.97	\$29.86	\$38.13	\$74,270
13-2053	Insurance Underwriters	321	\$40.27	\$29.96	\$38.43	\$47.63	\$83,770
27-1025	Interior Designers	738	\$32.59	\$23.63	\$30.18	\$37.99	\$67,780
27-3091	Interpreters and Translators	619	\$27.21	\$18.55	\$23.66	\$36.58	\$56,590
43-4111	Interviewers, Except Eligibility and Loan	1,957	\$21.08	\$18.23	\$22.58	\$23.15	\$43,850
37-2011	Janitors and Cleaners, Except Maids and Housekeeping Cleaners	12,539	\$16.88	\$14.52	\$15.96	\$18.14	\$35,100
51-9071	Jewelers and Precious Stone and Metal Workers	170	\$22.02	\$18.08	\$18.45	\$24.58	\$45,800
23-1023	Judges, Magistrate Judges, and Magistrates	115	\$73.29	\$74.37	\$74.37	\$74.37	\$152,440
23-1012	Judicial Law Clerks	52	\$23.81	\$15.67	\$18.60	\$28.17	\$49,520
25-2012	Kindergarten Teachers, Except Special Education	925	-	-	-	-	\$80,990
13-1075	Labor Relations Specialists	935	\$46.88	\$39.89	\$48.58	\$49.70	\$97,520
53-7062	Laborers and Freight, Stock, and Material Movers, Hand	15,865	\$18.22	\$14.80	\$18.18	\$18.59	\$37,890
17-1012	Landscape Architects	188	\$36.54	\$27.34	\$34.27	\$43.84	\$75,990
37-3011	Landscaping and Groundskeeping Workers	5,862	\$19.37	\$17.22	\$18.30	\$22.26	\$40,300
51-4034	Lathe and Turning Machine Tool Setters, Operators, & Tenders, Metal & Plastic	58	\$25.55	\$22.81	\$23.89	\$29.01	\$53,140
51-6011	Laundry and Dry-Cleaning Workers	850	\$15.79	\$14.29	\$14.75	\$17.34	\$32,840
25-1112	Law Teachers, Postsecondary	23	-	-	-	-	\$123,460
23-1011	Lawyers	4,755	\$71.10	\$47.87	\$61.90	\$81.58	\$147,890
43-6012	Legal Secretaries and Administrative Assistants	774	\$27.11	\$22.55	\$28.73	\$29.95	\$56,390
23-2099	Legal Support Workers, All Other	245	\$33.84	\$23.53	\$28.89	\$36.71	\$70,390
11-1031	Legislators	87	-	-	-	-	\$95,110
25-4022	Librarians and Media Collections Specialists	954	\$34.48	\$28.98	\$36.96	\$38.42	\$71,720
43-4121	Library Assistants, Clerical	715	\$20.45	\$18.12	\$18.14	\$23.00	\$42,530
25-1082	Library Science Teachers, Postsecondary	20	-	-	-	-	\$107,360
25-4031	Library Technicians	840	\$23.78	\$19.03	\$22.89	\$26.88	\$49,470

SOC code	Vancouver (WA) and Portland-Hillsboro (OR) MSA occupational title	Estimated employment	Average wage	Percentiles			Annual wage
				25th	50th	75th	
29-2061	Licensed Practical and Licensed Vocational Nurses	2,095	\$29.52	\$28.43	\$29.40	\$30.72	\$61,410
19-1099	Life Scientists, All Other	181	\$50.48	\$38.17	\$48.44	\$57.81	\$104,990
19-4099	Life, Physical, and Social Science Technicians, All Other	516	\$26.64	\$22.66	\$23.69	\$29.92	\$55,400
33-9092	Lifeguards, Ski Patrol, and Other Recreational Protective Service Workers	331	\$14.64	\$13.58	\$14.24	\$15.10	\$30,460
53-3033	Light Truck Drivers	8,473	\$21.32	\$17.59	\$18.69	\$23.63	\$44,340
27-4015	Lighting Technicians	88	\$41.56	\$38.50	\$38.50	\$49.12	\$86,450
43-4131	Loan Interviewers and Clerks	2,776	\$23.54	\$19.13	\$22.85	\$26.55	\$48,970
13-2072	Loan Officers	3,687	\$44.94	\$23.58	\$37.46	\$51.52	\$93,470
39-3093	Locker Room, Coatroom, and Dressing Room Attendants	37	\$15.42	\$14.37	\$14.37	\$15.09	\$32,080
49-9094	Locksmiths and Safe Repairers	167	\$23.11	\$15.69	\$22.53	\$24.61	\$48,070
11-9081	Lodging Managers	303	\$27.27	\$18.62	\$23.46	\$30.61	\$56,730
45-4023	Log Graders and Scalers	-	\$26.41	\$25.06	\$25.07	\$31.55	\$54,920
45-4022	Logging Equipment Operators	268	\$26.35	\$23.58	\$27.04	\$29.49	\$54,810
45-4029	Logging Workers, All Other	120	\$25.91	\$23.29	\$24.13	\$28.69	\$53,900
13-1081	Logisticians	1,499	\$37.76	\$29.89	\$37.37	\$46.94	\$78,540
53-7063	Machine Feeders and Offbearers	524	\$17.48	\$14.85	\$17.07	\$18.76	\$36,350
51-4041	Machinists	2,300	\$25.95	\$20.79	\$23.81	\$29.82	\$53,970
29-2035	Magnetic Resonance Imaging Technologists	273	\$45.37	\$40.82	\$45.85	\$48.87	\$94,360
37-2012	Maids and Housekeeping Cleaners	5,416	\$16.43	\$14.40	\$15.73	\$18.01	\$34,180
43-9051	Mail Clerks and Mail Machine Operators, Except Postal Service	366	\$17.99	\$14.69	\$17.98	\$18.86	\$37,410
49-9071	Maintenance and Repair Workers, General	9,972	\$22.93	\$17.96	\$22.60	\$28.33	\$47,700
49-9043	Maintenance Workers, Machinery	372	\$30.54	\$23.51	\$29.04	\$36.51	\$63,510
13-1111	Management Analysts	4,791	\$47.50	\$37.38	\$45.05	\$53.05	\$98,800
11-9199	Managers, All Other	4,452	\$55.49	\$37.17	\$49.55	\$69.90	\$115,430
39-5092	Manicurists and Pedicurists	1,688	\$16.64	\$14.46	\$14.62	\$17.94	\$34,600
17-2121	Marine Engineers and Naval Architects	22	\$52.08	\$40.16	\$60.26	\$60.26	\$108,320
13-1161	Market Research Analysts and Marketing Specialists	7,336	\$39.16	\$23.83	\$36.70	\$48.38	\$81,450
11-2021	Marketing Managers	4,218	\$64.96	\$39.62	\$61.39	\$77.96	\$135,110
21-1013	Marriage and Family Therapists	200	\$27.94	\$23.47	\$24.16	\$29.56	\$58,120
31-9011	Massage Therapists	1,010	\$31.75	\$28.73	\$34.32	\$37.98	\$66,030
53-7199	Material Moving Workers, All Other	182	\$21.95	\$18.18	\$22.86	\$23.55	\$45,660
17-2131	Materials Engineers	301	\$53.54	\$38.44	\$60.97	\$61.11	\$111,370
19-2032	Materials Scientists	63	\$47.96	\$32.00	\$48.99	\$57.81	\$99,760
15-2099	Mathematical Science Occupations, All Other	16	\$35.14	\$22.80	\$30.00	\$43.88	\$73,080
25-1022	Mathematical Science Teachers, Postsecondary	355	-	-	-	-	\$126,880
51-3022	Meat, Poultry, and Fish Cutters and Trimmers	232	\$16.16	\$14.27	\$14.58	\$17.75	\$33,610
49-9011	Mechanical Door Repairers	215	\$24.53	\$19.16	\$24.76	\$29.21	\$51,020
17-3013	Mechanical Drafters	305	\$30.12	\$23.32	\$29.07	\$36.61	\$62,650
17-3027	Mechanical Engineering Technologists and Technicians	315	\$30.98	\$23.32	\$29.07	\$36.98	\$64,440
17-2141	Mechanical Engineers	2,634	\$47.22	\$37.61	\$47.08	\$58.03	\$98,220
27-4099	Media and Communication Equipment Workers, All Other	122	\$27.19	\$18.50	\$23.61	\$31.02	\$56,560
27-3099	Media and Communication Workers, All Other	-	\$24.36	\$14.78	\$19.53	\$30.41	\$50,660
11-9111	Medical and Health Services Managers	2,599	\$66.06	\$47.35	\$60.35	\$78.26	\$137,410
51-9082	Medical Appliance Technicians	116	\$25.35	\$18.37	\$24.02	\$29.82	\$52,720
31-9092	Medical Assistants	6,303	\$22.41	\$18.98	\$22.86	\$23.37	\$46,620



SOC code	Vancouver (WA) and Portland-Hillsboro (OR) MSA occupational title	Estimated employment	Average wage	Percentiles			Annual wage
				25th	50th	75th	
29-2036	Medical Dosimetrists	14	\$68.60	\$61.87	\$63.25	\$73.52	\$142,680
31-9093	Medical Equipment Preparers	630	\$23.24	\$18.40	\$23.32	\$28.89	\$48,350
49-9062	Medical Equipment Repairers	307	\$31.59	\$23.01	\$29.02	\$36.99	\$65,710
29-2072	Medical Records Specialists	1,342	\$26.79	\$22.55	\$25.30	\$30.72	\$55,720
19-1042	Medical Scientists, Except Epidemiologists	1,400	\$43.51	\$30.08	\$38.23	\$48.61	\$90,510
43-6013	Medical Secretaries and Administrative Assistants	7,873	\$22.76	\$18.23	\$22.69	\$28.19	\$47,330
31-9094	Medical Transcriptionists	765	\$18.41	\$14.01	\$18.08	\$22.22	\$38,290
13-1121	Meeting, Convention, and Event Planners	934	\$29.38	\$22.71	\$29.45	\$36.56	\$61,100
21-1023	Mental Health and Substance Abuse Social Workers	1,041	\$25.92	\$18.17	\$23.85	\$31.55	\$53,910
27-1026	Merchandise Displayers and Window Trimmers	1,058	\$19.07	\$16.65	\$17.95	\$18.68	\$39,660
51-4199	Metal Workers and Plastic Workers, All Other	390	\$20.44	\$14.40	\$18.01	\$23.55	\$42,510
51-4051	Metal-Refining Furnace Operators and Tenders	144	\$26.90	\$23.52	\$29.25	\$29.82	\$55,950
43-5041	Meter Readers, Utilities	67	\$30.78	\$23.44	\$28.31	\$30.95	\$64,030
19-1022	Microbiologists	79	\$33.76	\$23.68	\$33.03	\$41.91	\$70,210
25-2022	Middle School Teachers, Except Special and Career/Technical Education	3,290	-	-	-	-	\$81,760
51-4035	Milling and Planing Machine Setters, Oprs., & Tenders, Metal & Plastic	130	-	-	-	-	-
49-9044	Millwrights	227	\$32.13	\$25.06	\$30.71	\$37.46	\$66,830
17-2151	Mining and Geological Engineers, Including Mining Safety Engineers	-	\$49.30	\$36.99	\$46.83	\$59.13	\$102,550
51-2090	Miscellaneous Assemblers and Fabricators	6,617	\$19.07	\$14.93	\$18.05	\$22.14	\$39,660
47-4090	Miscellaneous Construction and Related Workers	300	\$21.31	\$17.73	\$20.20	\$23.51	\$44,330
51-9023	Mixing and Blending Machine Setters, Operators, and Tenders	429	\$21.18	\$17.50	\$18.55	\$23.03	\$44,060
49-3042	Mobile Heavy Equipment Mechanics, Except Engines	1,176	\$30.45	\$23.97	\$29.18	\$36.46	\$63,330
51-9195	Molders, Shapers, and Casters, Except Metal and Plastic	334	\$20.16	\$17.45	\$18.23	\$22.81	\$41,930
51-4072	Molding/Coremaking/ Casting Mach. Setters/Oprs. & Tenders/Metal & Plastic	900	\$20.06	\$14.69	\$18.11	\$22.91	\$41,720
39-4031	Morticians, Undertakers, and Funeral Arrangers	133	\$25.84	\$16.99	\$22.02	\$32.17	\$53,750
53-3099	Motor Vehicle Operators, All Other	854	\$19.69	\$14.58	\$15.26	\$22.83	\$40,950
49-3051	Motorboat Mechanics and Service Technicians	113	\$23.77	\$22.72	\$23.05	\$24.85	\$49,440
53-5022	Motorboat Operators	38	\$26.20	\$22.17	\$22.25	\$31.76	\$54,490
49-3052	Motorcycle Mechanics	130	\$22.27	\$18.70	\$23.18	\$23.92	\$46,320
51-4081	Multiple Machine Tool Setters, Operators, and Tenders, Metal and Plastic	1,623	\$17.86	\$14.40	\$16.80	\$18.23	\$37,150
25-4013	Museum Technicians and Conservators	18	\$27.51	\$18.23	\$22.55	\$29.54	\$57,230
27-2041	Music Directors and Composers	189	\$21.81	\$18.45	\$18.45	\$24.31	\$45,360
49-9063	Musical Instrument Repairers and Tuners	27	\$21.20	\$18.04	\$22.50	\$22.50	\$44,100
27-2042	Musicians and Singers	-	\$29.81	\$17.80	\$27.23	\$31.20	-
11-9121	Natural Sciences Managers	821	\$64.83	\$50.48	\$61.41	\$73.02	\$134,850
15-1244	Network and Computer Systems Administrators	3,743	\$45.42	\$36.17	\$45.80	\$52.23	\$94,470
29-1217	Neurologists	10	-	-	-	-	-
43-4141	New Accounts Clerks	847	\$19.59	\$17.60	\$18.96	\$22.73	\$40,750
27-3023	News Analysts, Reporters, and Journalists	222	\$35.63	\$17.62	\$27.42	\$44.63	\$74,120
29-2033	Nuclear Medicine Technologists	76	\$46.50	\$45.78	\$47.80	\$48.87	\$96,730
29-1151	Nurse Anesthetists	-	\$108.18	-	-	-	\$225,020
29-1161	Nurse Midwives	102	\$60.17	\$58.43	\$62.41	\$73.59	\$125,160
29-1171	Nurse Practitioners	1,183	\$61.53	\$52.51	\$62.29	\$68.76	\$127,990
31-1131	Nursing Assistants	7,429	\$19.04	\$17.39	\$18.15	\$22.28	\$39,590
25-1072	Nursing Instructors and Teachers, Postsecondary	610	-	-	-	-	\$89,980

SOC code	Vancouver (WA) and Portland-Hillsboro (OR) MSA occupational title	Estimated employment	Average wage	Percentiles			Annual wage
				25th	50th	75th	
29-1218	Obstetricians and Gynecologists	76	\$155.23	-	-	-	\$322,890
19-5011	Occupational Health and Safety Specialists	894	\$41.64	\$30.17	\$38.23	\$48.70	\$86,620
19-5012	Occupational Health and Safety Technicians	137	\$32.59	\$23.28	\$29.03	\$37.95	\$67,800
29-1122	Occupational Therapists	726	\$44.71	\$37.64	\$47.47	\$48.83	\$92,990
31-2011	Occupational Therapy Assistants	156	\$31.32	\$29.59	\$30.30	\$30.87	\$65,140
43-9199	Office and Administrative Support Workers, All Other	2,870	\$21.78	\$17.88	\$22.22	\$23.38	\$45,310
43-9061	Office Clerks, General	20,429	\$20.23	\$16.55	\$18.69	\$23.11	\$42,080
43-9071	Office Machine Operators, Except Computer	183	\$20.41	\$16.18	\$18.87	\$23.05	\$42,460
47-2073	Operating Engineers and Other Construction Equipment Operators	2,396	\$32.47	\$24.26	\$29.99	\$37.72	\$67,530
15-2031	Operations Research Analysts	1,183	\$43.41	\$37.23	\$38.56	\$49.10	\$90,290
51-9083	Ophthalmic Laboratory Technicians	132	\$19.45	\$18.01	\$18.15	\$20.71	\$40,460
29-2057	Ophthalmic Medical Technicians	388	\$25.55	\$22.45	\$24.20	\$28.56	\$53,140
29-1241	Ophthalmologists, Except Pediatric	96	\$145.72	\$46.37	-	-	\$303,100
29-2081	Opticians, Dispensing	591	\$23.25	\$18.00	\$22.34	\$28.19	\$48,360
29-1041	Optometrists	293	\$64.70	\$49.84	\$63.25	\$65.21	\$134,570
43-4151	Order Clerks	858	\$21.06	\$17.83	\$19.42	\$23.75	\$43,810
31-1132	Orderlies	195	\$18.79	\$17.97	\$18.15	\$18.29	\$39,090
29-1242	Orthopedic Surgeons, Except Pediatric	-	\$176.27	-	-	-	\$366,650
29-2091	Orthotists and Prosthetists	80	\$40.71	\$29.93	\$37.52	\$47.27	\$84,670
49-3053	Outdoor Power Equipment and Other Small Engine Mechanics	226	\$21.20	\$17.59	\$19.74	\$23.97	\$44,090
51-9111	Packaging and Filling Machine Operators and Tenders	3,076	\$17.75	\$14.40	\$17.59	\$19.00	\$36,910
53-7064	Packers and Packagers, Hand	3,762	\$16.20	\$14.52	\$14.81	\$17.91	\$33,700
47-2141	Painters, Construction and Maintenance	2,917	\$22.33	\$18.11	\$22.25	\$24.25	\$46,450
51-9123	Painting, Coating, and Decorating Workers	-	\$19.01	\$18.01	\$18.01	\$18.18	\$39,540
51-9196	Paper Goods Machine Setters, Operators, and Tenders	731	\$22.85	\$18.27	\$23.09	\$24.53	\$47,520
23-2011	Paralegals and Legal Assistants	3,631	\$32.50	\$23.33	\$29.37	\$37.02	\$67,590
29-2043	Paramedics	476	\$35.91	\$24.56	\$31.35	\$47.45	\$74,690
53-6021	Parking Attendants	726	\$14.83	\$14.21	\$14.58	\$14.68	\$30,850
33-3041	Parking Enforcement Workers	61	\$25.58	\$23.05	\$24.06	\$29.36	\$53,200
41-2022	Parts Salespersons	2,227	\$19.05	\$14.51	\$17.89	\$22.22	\$39,620
47-2071	Paving, Surfacing, and Tamping Equipment Operators	100	\$37.59	\$29.66	\$37.64	\$46.40	\$78,180
43-3051	Payroll and Timekeeping Clerks	1,323	\$26.27	\$22.88	\$25.09	\$29.82	\$54,650
29-1221	Pediatricians, General	476	\$92.44	\$63.08	\$79.24	-	\$192,280
13-2052	Personal Financial Advisors	2,093	\$64.95	\$30.41	\$49.60	\$80.17	\$135,090
11-9179	Personal Service Managers, All Other	18	\$35.44	\$24.46	\$30.31	\$46.93	\$73,720
37-2021	Pest Control Workers	459	\$22.07	\$18.16	\$22.21	\$23.35	\$45,900
37-3012	Pesticide Handlers, Sprayers, and Applicators, Vegetation	141	\$24.49	\$18.93	\$23.53	\$24.43	\$50,930
51-8093	Petroleum Pump System Operators, Refinery Operators, and Gaugers	-	\$37.91	\$37.87	\$38.13	\$39.79	\$78,850
29-1051	Pharmacists	2,698	\$66.54	\$61.63	\$65.07	\$79.14	\$138,390
31-9095	Pharmacy Aides	222	\$17.49	\$14.24	\$14.62	\$18.56	\$36,380
29-2052	Pharmacy Technicians	2,695	\$22.68	\$18.13	\$22.57	\$28.14	\$47,180
25-1126	Philosophy and Religion Teachers, Postsecondary	170	-	-	-	-	\$86,480
31-9097	Phlebotomists	1,169	\$20.97	\$18.01	\$18.46	\$23.32	\$43,610
27-4021	Photographers	301	\$27.26	\$18.03	\$24.59	\$36.72	\$56,700
51-9151	Photographic Process Workers and Processing Machine Operators	69	\$21.66	\$16.68	\$19.19	\$28.31	\$45,050

SOC code	Vancouver (WA) and Portland-Hillsboro (OR) MSA occupational title	Estimated employment	Average wage	Percentiles			Annual wage
				25th	50th	75th	
19-2099	Physical Scientists, All Other	121	\$48.97	\$37.26	\$46.04	\$59.88	\$101,860
31-2022	Physical Therapist Aides	365	\$16.09	\$14.33	\$14.42	\$17.34	\$33,470
31-2021	Physical Therapist Assistants	488	\$28.97	\$23.70	\$29.59	\$32.26	\$60,250
29-1123	Physical Therapists	1,592	\$44.33	\$37.77	\$46.09	\$48.83	\$92,210
29-1071	Physician Assistants	579	\$64.25	\$52.50	\$63.26	\$73.59	\$133,640
29-1229	Physicians, All Other	3,211	\$93.93	\$30.22	\$84.69	-	\$195,370
29-1222	Physicians, Pathologists	40	\$101.33	\$44.17	-	-	\$210,770
19-2012	Physicists	61	\$60.30	\$31.66	\$50.46	\$68.38	\$125,420
25-1054	Physics Teachers, Postsecondary	76	-	-	-	-	\$108,310
47-2072	Pile Driver Operators	64	\$37.56	\$33.63	\$37.56	\$45.17	\$78,120
47-2151	Pipelayers	203	\$29.59	\$23.95	\$28.73	\$35.91	\$61,550
51-8099	Plant and System Operators, All Other	65	\$31.51	\$23.41	\$32.08	\$34.39	\$65,540
47-2161	Plasterers and Stucco Masons	162	\$29.78	\$23.24	\$31.40	\$35.73	\$61,950
51-4193	Plating Machine Setters, Operators, and Tenders, Metal and Plastic	299	\$19.54	\$17.57	\$18.01	\$20.62	\$40,630
47-2152	Plumbers, Pipefitters, and Steamfitters	3,866	\$40.80	\$29.08	\$45.69	\$49.24	\$84,860
29-1081	Podiatrists	45	\$98.58	\$51.54	\$99.96	-	\$205,040
33-3051	Police and Sheriff's Patrol Officers	2,382	\$40.26	\$38.14	\$39.94	\$43.69	\$83,750
25-1065	Political Science Teachers, Postsecondary	146	-	-	-	-	\$89,550
43-5051	Postal Service Clerks	398	\$26.82	\$23.14	\$26.63	\$30.87	\$55,790
43-5052	Postal Service Mail Carriers	2,233	\$26.00	\$19.88	\$25.21	\$32.32	\$54,090
43-5053	Postal Service Mail Sorters, Processors, and Processing Machine Operators	936	\$24.13	\$18.85	\$22.73	\$30.74	\$50,190
11-9131	Postmasters and Mail Superintendents	55	\$40.33	\$35.41	\$38.87	\$42.42	\$83,880
25-1199	Postsecondary Teachers, All Other	1,158	-	-	-	-	\$93,880
51-4052	Pourers and Casters, Metal	52	\$23.70	\$18.55	\$22.81	\$29.18	\$49,290
51-8012	Power Distributors and Dispatchers	184	\$62.29	\$59.74	\$63.33	\$64.45	\$129,570
51-8013	Power Plant Operators	78	\$47.94	\$39.93	\$49.49	\$63.33	\$99,720
49-9069	Precision Instrument and Equipment Repairers, All Other	510	\$29.76	\$22.96	\$29.33	\$34.46	\$61,910
51-5111	Prepress Technicians and Workers	182	\$21.91	\$18.70	\$22.81	\$23.21	\$45,570
25-2011	Preschool Teachers, Except Special Education	3,619	\$17.71	\$14.12	\$17.62	\$17.97	\$36,840
51-6021	Pressers, Textile, Garment, and Related Materials	145	\$15.21	\$14.27	\$14.34	\$16.20	\$31,640
51-5113	Print Binding and Finishing Workers	292	\$19.79	\$16.76	\$18.41	\$23.03	\$41,160
51-5112	Printing Press Operators	1,080	\$21.89	\$18.18	\$22.54	\$23.23	\$45,520
33-9021	Private Detectives and Investigators	-	\$37.91	\$24.86	\$36.98	\$48.93	\$78,860
21-1092	Probation Officers and Correctional Treatment Specialists	990	\$35.38	\$30.38	\$37.72	\$39.24	\$73,600
43-3061	Procurement Clerks	378	\$21.81	\$18.37	\$21.71	\$23.90	\$45,370
27-2012	Producers and Directors	988	\$40.12	\$26.31	\$37.34	\$47.47	\$83,450
51-9199	Production Workers, All Other	2,457	\$19.41	\$14.93	\$17.92	\$22.37	\$40,380
43-5061	Production, Planning, and Expediting Clerks	2,362	\$25.43	\$18.53	\$23.56	\$29.82	\$52,890
13-1082	Project Management Specialists	11,088	\$45.58	\$31.80	\$39.52	\$54.52	\$94,800
43-9081	Proofreaders and Copy Markers	24	\$19.63	\$15.72	\$18.47	\$22.73	\$40,820
13-2020	Property Appraisers and Assessors	501	\$34.42	\$24.98	\$34.49	\$38.69	\$71,590
11-9141	Property, Real Estate, and Community Association Managers	1,522	\$33.65	\$22.71	\$29.57	\$38.01	\$69,990
33-9099	Protective Service Workers, All Other	1,194	\$20.14	\$15.21	\$16.43	\$23.85	\$41,880
31-1133	Psychiatric Aides	73	-	-	-	-	-
29-1223	Psychiatrists	75	\$139.96	-	-	-	\$291,110

SOC code	Vancouver (WA) and Portland-Hillsboro (OR) MSA occupational title	Estimated employment	Average wage	Percentiles			Annual wage
				25th	50th	75th	
19-3039	Psychologists, All Other	132	\$52.74	\$47.27	\$52.00	\$61.45	\$109,690
25-1066	Psychology Teachers, Postsecondary	144	-	-	-	-	\$105,890
11-2032	Public Relations Managers	697	\$52.47	\$37.17	\$47.80	\$62.98	\$109,130
27-3031	Public Relations Specialists	2,359	\$32.89	\$23.27	\$30.21	\$38.89	\$68,420
43-5031	Public Safety Telecommunicators	291	\$32.18	\$29.25	\$30.45	\$37.95	\$66,930
53-7072	Pump Operators, Except Wellhead Pumpers	74	\$28.69	\$20.92	\$28.55	\$39.04	\$59,660
11-3061	Purchasing Managers	817	\$61.59	\$45.74	\$57.76	\$76.66	\$128,110
29-1124	Radiation Therapists	113	\$54.25	\$47.80	\$49.22	\$62.19	\$112,840
49-2021	Radio, Cellular, and Tower Equipment Installers and Repairers	286	\$29.38	\$22.93	\$24.50	\$31.64	\$61,110
29-2034	Radiologic Technologists and Technicians	1,236	\$39.07	\$31.75	\$38.15	\$47.59	\$81,270
29-1224	Radiologists	-	\$142.21	-	-	-	\$295,790
41-9022	Real Estate Sales Agents	1,713	\$27.87	\$18.39	\$22.55	\$36.51	\$57,970
43-4171	Receptionists and Information Clerks	8,210	\$17.28	\$14.40	\$17.45	\$18.16	\$35,930
25-1193	Recreation and Fitness Studies Teachers, Postsecondary	139	-	-	-	-	\$107,530
39-9032	Recreation Workers	1,570	\$17.88	\$14.56	\$17.34	\$19.09	\$37,200
29-1125	Recreational Therapists	43	\$33.02	\$28.74	\$35.67	\$37.72	\$68,680
49-3092	Recreational Vehicle Service Technicians	227	\$20.38	\$18.12	\$19.08	\$22.99	\$42,390
53-7081	Refuse and Recyclable Material Collectors	1,106	\$27.03	\$24.09	\$28.75	\$29.92	\$56,230
29-1141	Registered Nurses	23,091	\$48.90	\$45.78	\$48.83	\$57.69	\$101,710
21-1015	Rehabilitation Counselors	2,865	\$25.94	\$22.55	\$28.19	\$28.19	\$53,950
21-2099	Religious Workers, All Other	346	\$17.81	\$13.94	\$17.59	\$20.27	\$37,050
43-4181	Reservation and Transportation Ticket Agents and Travel Clerks	467	\$21.73	\$14.51	\$18.23	\$27.96	\$45,200
39-9041	Residential Advisors	537	\$18.62	\$15.10	\$18.14	\$22.50	\$38,720
29-1126	Respiratory Therapists	703	\$36.91	\$30.11	\$37.82	\$38.22	\$76,780
41-2031	Retail Salespersons	29,005	\$17.03	\$14.19	\$14.55	\$17.42	\$35,420
49-9096	Riggers	130	\$42.83	\$29.04	\$52.12	\$52.13	\$89,080
51-4023	Rolling Machine Setters, Operators, and Tenders, Metal and Plastic	189	\$23.88	\$18.55	\$22.77	\$27.99	\$49,680
47-2181	Roofers	1,966	\$26.14	\$22.05	\$23.56	\$30.26	\$54,380
53-5011	Sailors and Marine Oilers	342	\$35.37	\$28.87	\$37.14	\$44.14	\$73,580
41-9099	Sales and Related Workers, All Other	1,118	\$21.26	\$14.66	\$17.34	\$21.85	\$44,230
41-9031	Sales Engineers	680	\$60.42	\$47.71	\$60.08	\$78.26	\$125,670
11-2022	Sales Managers	3,939	\$65.09	\$40.70	\$57.76	\$78.54	\$135,380
41-3091	Sales Reps. of Svcs., Exc. Advertising, Insurance, Financial Svcs., & Travel	6,416	\$35.72	\$23.38	\$30.57	\$40.27	\$74,300
41-4012	Sales Reps/Wholesale/Mfg, Except Tech/Science Products	10,339	\$35.98	\$23.12	\$29.94	\$45.97	\$74,830
41-4011	Sales Reps/Wholesale/Mfg, Tech/Scientific Products	2,446	\$54.99	\$35.01	\$47.55	\$67.04	\$114,380
51-7041	Sawing Machine Setters, Operators, and Tenders, Wood	570	\$20.23	\$17.95	\$18.51	\$23.08	\$42,070
33-9094	School Bus Monitors	204	\$17.95	\$14.50	\$18.20	\$19.24	\$37,330
19-3034	School Psychologists	403	\$44.62	\$38.22	\$47.11	\$50.73	\$92,800
25-2031	Secondary School Teachers, Except Special and Career/Technical Education	3,632	-	-	-	-	\$85,690
43-6014	Secretaries and Admin. Assistants, Except Legal, Medical, and Executive	13,727	\$23.43	\$18.44	\$23.02	\$28.61	\$48,730
41-3031	Securities, Commodities, and Financial Services Sales Agents	2,498	\$36.47	\$23.38	\$29.24	\$47.37	\$75,860
49-2098	Security and Fire Alarm Systems Installers	724	\$32.45	\$23.55	\$31.34	\$37.69	\$67,490
33-9032	Security Guards	6,159	\$17.34	\$14.83	\$15.11	\$18.15	\$36,060
25-3021	Self-Enrichment Teachers	1,423	\$24.68	\$18.23	\$23.70	\$30.25	\$51,340
51-9141	Semiconductor Processing Technicians	4,642	\$24.63	\$18.55	\$23.10	\$28.19	\$51,230

SOC code	Vancouver (WA) and Portland-Hillsboro (OR) MSA occupational title	Estimated employment	Average wage	Percentiles			Annual wage
				25th	50th	75th	
51-9012	Separating & Filtering Machine Setters/Operators/Tenders	568	\$23.44	\$18.02	\$22.85	\$26.48	\$48,750
47-4071	Septic Tank Servicers and Sewer Pipe Cleaners	252	\$28.33	\$22.06	\$28.91	\$36.58	\$58,920
27-1027	Set and Exhibit Designers	54	-	-	-	-	-
51-6051	Sewers, Hand	23	\$19.23	\$14.27	\$17.92	\$22.51	\$40,000
51-6031	Sewing Machine Operators	795	\$16.91	\$14.32	\$16.43	\$17.97	\$35,160
47-2211	Sheet Metal Workers	2,318	\$34.06	\$23.71	\$32.94	\$46.36	\$70,850
53-5031	Ship Engineers	28	\$51.20	\$46.41	\$49.27	\$58.63	\$106,490
43-5071	Shipping, Receiving, and Inventory Clerks	6,648	\$19.61	\$16.77	\$18.23	\$22.58	\$40,790
51-6041	Shoe and Leather Workers and Repairers	33	\$19.52	\$14.52	\$16.15	\$24.75	\$40,600
53-3053	Shuttle Drivers and Chauffeurs	1,488	\$16.76	\$14.55	\$16.14	\$18.30	\$34,850
39-5094	Skincare Specialists	439	\$24.93	\$15.66	\$25.05	\$30.55	\$51,850
51-3023	Slaughterers and Meat Packers	232	\$16.68	\$14.52	\$17.65	\$18.32	\$34,700
11-9151	Social and Community Service Managers	1,985	\$34.02	\$24.53	\$31.45	\$39.74	\$70,760
21-1093	Social and Human Service Assistants	-	\$20.56	\$17.63	\$19.09	\$23.36	\$42,760
19-4061	Social Science Research Assistants	-	\$26.72	\$23.21	\$26.93	\$29.69	\$55,570
25-1069	Social Sciences Teachers, Postsecondary, All Other	102	-	-	-	-	\$127,150
19-3099	Social Scientists and Related Workers, All Other	366	\$53.23	\$37.24	\$47.45	\$77.33	\$110,730
25-1113	Social Work Teachers, Postsecondary	207	-	-	-	-	\$79,310
21-1029	Social Workers, All Other	1,278	\$28.08	\$22.47	\$26.07	\$34.27	\$58,400
25-1067	Sociology Teachers, Postsecondary	77	-	-	-	-	\$119,000
15-1252	Software Developers	15,635	\$57.13	\$43.84	\$58.03	\$63.31	\$118,830
15-1253	Software Quality Assurance Analysts and Testers	2,004	\$43.20	\$29.69	\$39.06	\$50.61	\$89,860
19-1013	Soil and Plant Scientists	145	\$41.22	\$28.97	\$39.13	\$50.73	\$85,750
47-2231	Solar Photovoltaic Installers	216	\$27.43	\$23.24	\$28.45	\$31.99	\$57,050
27-4014	Sound Engineering Technicians	124	\$26.60	\$22.71	\$22.71	\$25.06	\$55,320
25-2059	Special Education Teachers, All Other	566	-	-	-	-	\$94,650
25-2052	Special Education Teachers, Kindergarten and Elementary School	937	-	-	-	-	\$84,980
25-2057	Special Education Teachers, Middle School	289	-	-	-	-	\$86,880
25-2051	Special Education Teachers, Preschool	215	-	-	-	-	\$77,280
25-2058	Special Education Teachers, Secondary School	532	-	-	-	-	\$89,500
27-1014	Special Effects Artists and Animators	228	\$48.12	\$37.88	\$49.34	\$56.76	\$100,100
29-1127	Speech-Language Pathologists	1,101	\$42.94	\$37.63	\$46.09	\$47.80	\$89,320
51-8021	Stationary Engineers and Boiler Operators	126	\$34.47	\$25.96	\$37.16	\$38.36	\$71,700
43-9111	Statistical Assistants	18	\$24.82	\$22.68	\$23.56	\$27.39	\$51,620
15-2041	Statisticians	351	\$40.84	\$34.27	\$38.32	\$47.76	\$84,940
53-7065	Stockers and Order Fillers	29,824	\$17.35	\$14.57	\$17.70	\$18.30	\$36,100
47-2022	Stonemasons	143	\$24.10	\$17.74	\$23.27	\$24.48	\$50,130
47-2221	Structural Iron and Steel Workers	583	\$36.99	\$34.15	\$36.98	\$38.41	\$76,930
51-2041	Structural Metal Fabricators and Fitters	1,194	\$26.17	\$22.55	\$23.82	\$29.76	\$54,420
21-1018	Substance Abuse, Behavioral Disorder, and Mental Health Counselors	4,064	\$29.71	\$22.02	\$28.73	\$37.24	\$61,790
25-3031	Substitute Teachers, Short-Term	2,607	\$24.48	\$22.26	\$22.76	\$23.60	\$50,920
29-1249	Surgeons, All Other	72	\$147.47	-	-	-	\$306,730
29-9093	Surgical Assistants	85	\$28.05	\$23.02	\$28.43	\$29.35	\$58,350
29-2055	Surgical Technologists	777	\$30.50	\$28.41	\$29.65	\$36.51	\$63,440
19-3022	Survey Researchers	144	-	-	-	-	-

SOC code	Vancouver (WA) and Portland-Hillsboro (OR) MSA occupational title	Estimated employment	Average wage	Percentiles			Annual wage
				25th	50th	75th	
17-3031	Surveying and Mapping Technicians	451	\$27.73	\$21.90	\$28.86	\$30.90	\$57,680
17-1022	Surveyors	520	\$32.57	\$18.99	\$31.32	\$38.41	\$67,740
43-2011	Switchboard Operators, Including Answering Service	251	\$18.80	\$15.06	\$17.99	\$22.33	\$39,100
51-6052	Tailors, Dressmakers, and Custom Sewers	184	\$19.84	\$14.96	\$18.23	\$23.18	\$41,270
47-2082	Tapers	345	\$35.72	\$31.31	\$36.98	\$38.15	\$74,300
13-2081	Tax Examiners and Collectors, and Revenue Agents	135	\$38.01	\$29.43	\$34.11	\$48.22	\$79,050
13-2082	Tax Preparers	839	\$24.07	\$18.47	\$23.28	\$27.46	\$50,070
25-3099	Teachers and Instructors, All Other	1,382	-	-	-	-	\$65,450
25-9045	Teaching Assistants, Except Postsecondary	10,516	-	-	-	-	\$38,450
25-9044	Teaching Assistants, Postsecondary	265	-	-	-	-	\$47,860
27-3042	Technical Writers	351	\$40.82	\$29.97	\$37.75	\$47.44	\$84,910
49-2022	Telecommunications Equipment Installers and Repairers, Exc. Line Installers	1,052	\$31.23	\$24.20	\$29.63	\$37.02	\$64,960
49-9052	Telecommunications Line Installers and Repairers	341	\$28.40	\$22.94	\$29.18	\$31.15	\$59,070
41-9041	Telemarketers	1,091	\$17.77	\$14.69	\$18.03	\$18.08	\$36,950
43-3071	Tellers	2,401	\$18.70	\$17.66	\$18.07	\$18.97	\$38,890
51-6062	Textile Cutting Machine Setters, Operators, and Tenders	79	\$15.51	\$14.06	\$14.06	\$17.34	\$32,250
51-6063	Textile Knitting and Weaving Machine Setters, Operators, and Tenders	-	\$19.18	\$14.04	\$17.95	\$22.60	\$39,900
51-6099	Textile, Apparel, and Furnishings Workers, All Other	43	\$16.45	\$13.73	\$14.27	\$17.49	\$34,210
29-1129	Therapists, All Other	-	\$21.79	\$14.20	\$14.20	\$29.26	\$45,310
47-2044	Tile and Stone Setters	548	\$24.47	\$21.84	\$23.48	\$28.60	\$50,890
51-9197	Tire Builders	38	\$19.11	\$16.59	\$18.32	\$21.17	\$39,750
49-3093	Tire Repairers and Changers	996	\$17.94	\$14.59	\$17.52	\$19.24	\$37,320
23-2093	Title Examiners, Abstractors, and Searchers	525	\$31.55	\$22.30	\$29.98	\$38.10	\$65,620
51-4111	Tool and Die Makers	281	\$31.46	\$23.24	\$30.35	\$37.03	\$65,440
51-4194	Tool Grinders, Filers, and Sharpeners	155	\$26.05	\$19.56	\$24.30	\$30.00	\$54,190
39-7010	Tour and travel guides	195	\$15.36	\$12.71	\$14.25	\$15.10	\$31,950
11-3131	Training and Development Managers	244	\$59.06	\$38.35	\$57.76	\$70.30	\$122,840
13-1151	Training and Development Specialists	2,447	\$34.43	\$23.54	\$30.51	\$38.91	\$71,610
53-6051	Transportation Inspectors	106	\$44.65	\$30.90	\$45.05	\$55.86	\$92,870
53-6099	Transportation Workers, All Other	80	\$24.48	\$18.61	\$23.63	\$29.89	\$50,920
11-3071	Transportation, Storage, and Distribution Managers	1,299	\$48.26	\$31.92	\$45.58	\$60.39	\$100,380
53-1047	Transportation/Material Moving Supervisors/No Cargo Handlers	4,361	\$28.37	\$22.55	\$24.88	\$30.61	\$59,010
41-3041	Travel Agents	217	\$22.88	\$17.83	\$18.97	\$24.90	\$47,600
37-3013	Tree Trimmers and Pruners	632	\$26.21	\$22.55	\$22.56	\$31.50	\$54,510
25-3041	Tutors	594	\$22.88	\$14.77	\$18.74	\$23.42	\$47,590
51-6093	Upholsterers	317	\$19.67	\$14.23	\$18.01	\$23.10	\$40,910
19-3051	Urban and Regional Planners	625	\$44.95	\$38.23	\$47.44	\$50.31	\$93,500
39-3031	Ushers, Lobby Attendants, and Ticket Takers	187	\$16.63	\$14.19	\$14.64	\$17.89	\$34,580
29-1131	Veterinarians	925	\$53.24	\$38.67	\$49.89	\$64.30	\$110,740
31-9096	Veterinary Assistants and Laboratory Animal Caretakers	1,658	\$17.01	\$14.62	\$17.06	\$18.23	\$35,380
29-2056	Veterinary Technologists and Technicians	741	\$21.34	\$17.97	\$21.36	\$23.74	\$44,390
35-3031	Waiters and Waitresses	11,730	\$17.10	\$14.03	\$14.42	\$17.21	\$35,560
51-8031	Water and Wastewater Treatment Plant and System Operators	396	\$33.27	\$29.77	\$30.96	\$37.94	\$69,190
15-1255	Web and Digital Interface Designers	840	-	-	-	-	-
15-1254	Web Developers	1,113	\$38.42	\$23.65	\$36.01	\$48.18	\$79,910

SOC code	Vancouver (WA) and Portland-Hillsboro (OR) MSA occupational title	Estimated employment	Average wage	Percentiles			Annual wage
				25th	50th	75th	
43-5111	Weighers, Measurers, Checkers, and Samplers, Recordkeeping	369	\$19.84	\$18.01	\$18.50	\$22.73	\$41,260
51-4121	Welders, Cutters, Solderers, and Brazers	2,483	\$25.09	\$22.53	\$23.63	\$29.01	\$52,190
51-4122	Welding, Soldering, and Brazing Machine Setters, Operators, and Tenders	87	\$23.12	\$18.15	\$22.91	\$29.00	\$48,080
51-7099	Woodworkers, All Other	125	\$18.43	\$14.96	\$18.91	\$21.85	\$38,330
51-7042	Woodworking Machine Setters, Operators, and Tenders, Except Sawing	407	\$19.24	\$15.88	\$18.18	\$22.63	\$40,010
43-9022	Word Processors and Typists	34	\$21.45	\$18.09	\$21.02	\$23.52	\$44,620
27-3043	Writers and Authors	558	\$41.78	\$24.82	\$32.40	\$47.48	\$86,910
19-1023	Zoologists and Wildlife Biologists	411	\$37.23	\$27.86	\$35.51	\$44.74	\$77,440

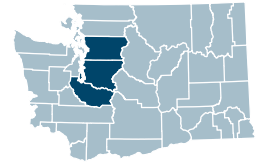




# Seattle-Tacoma-Bellevue, Washington MSA

## 2022 Occupational Employment and Wage Estimates

Includes King, Pierce and Snohomish counties



SOC code	Seattle-Tacoma-Bellevue, Washington MSA occupational title	Estimated employment	Average wage	Percentiles			Annual wage
				25th	50th	75th	
13-2011	Accountants and Auditors	21,603	\$44.02	\$33.28	\$38.95	\$49.25	\$91,560
15-2011	Actuaries	160	\$57.25	\$47.31	\$49.49	\$66.74	\$119,080
29-1291	Acupuncturists	356	\$26.65	\$23.20	\$23.20	\$29.36	\$55,430
11-3012	Administrative Services Managers	1,337	\$68.58	\$49.38	\$62.86	\$77.83	\$142,650
25-3011	Adult Literacy, Remedial Educ., GED Teachers/Instructors	882	\$30.87	\$29.26	\$29.48	\$36.75	\$64,210
11-2011	Advertising and Promotions Managers	207	\$73.87	\$60.98	\$64.01	\$78.23	\$153,660
41-3011	Advertising Sales Agents	4,289	\$46.98	\$26.36	\$38.97	\$61.68	\$97,720
17-2011	Aerospace Engineers	3,893	\$64.92	\$49.40	\$63.17	\$80.84	\$135,040
13-1011	Agents and Business Managers of Artists, Performers, and Athletes	178	\$50.97	\$29.85	\$37.53	\$57.33	\$106,020
45-2011	Agricultural Inspectors	57	\$29.19	\$23.42	\$25.91	\$35.81	\$60,700
53-2021	Air Traffic Controllers	488	\$69.46	\$60.97	\$71.23	\$80.75	\$144,470
53-1041	Aircraft Cargo Handling Supervisors	52	\$35.00	\$23.90	\$30.64	\$39.12	\$72,800
49-3011	Aircraft Mechanics and Service Technicians	4,175	\$33.64	\$23.65	\$37.13	\$38.55	\$69,960
53-2022	Airfield Operations Specialists	115	\$38.09	\$30.90	\$36.82	\$39.38	\$79,230
53-2011	Airline Pilots, Copilots, and Flight Engineers	3,141	-	-	-	-	\$224,860
39-3091	Amusement and Recreation Attendants	2,227	\$16.65	\$14.65	\$16.58	\$17.65	\$34,630
39-2021	Animal Caretakers	2,552	\$17.83	\$15.41	\$17.04	\$17.98	\$37,080
33-9011	Animal Control Workers	101	\$30.53	\$28.48	\$30.83	\$37.29	\$63,510
39-2011	Animal Trainers	157	\$19.70	\$16.49	\$17.04	\$22.00	\$40,970
19-3091	Anthropologists and Archeologists	85	\$37.53	\$31.26	\$38.84	\$41.81	\$78,070
25-1061	Anthropology and Archeology Teachers, Postsecondary	143	-	-	-	-	\$90,150
17-1011	Architects, Except Landscape and Naval	3,491	\$44.54	\$36.80	\$45.64	\$48.79	\$92,640
17-3011	Architectural and Civil Drafters	1,298	\$31.78	\$25.99	\$29.82	\$37.13	\$66,100
11-9041	Architectural and Engineering Managers	3,355	\$81.56	\$65.78	\$78.48	\$92.98	\$169,630
25-4011	Archivists	155	\$34.78	\$30.13	\$36.82	\$38.14	\$72,340
25-1062	Area, Ethnic, and Cultural Studies Teachers, Postsecondary	65	-	-	-	-	\$80,540
27-1011	Art Directors	665	\$56.69	\$45.57	\$56.11	\$63.93	\$117,920
25-1121	Art, Drama, and Music Teachers, Postsecondary	951	-	-	-	-	\$76,010
27-1019	Artists and Related Workers, All Other	28	\$42.39	\$23.52	\$46.62	\$53.38	\$88,170
29-9091	Athletic Trainers	364	-	-	-	-	\$54,860
19-2021	Atmospheric and Space Scientists	56	\$49.02	\$41.43	\$48.83	\$53.05	\$101,970
25-1051	Atmospheric, Earth, Marine, and Space Sciences Teachers, Postsecondary	87	-	-	-	-	\$93,550
27-4011	Audio and Video Technicians	733	\$38.66	\$24.03	\$36.65	\$48.88	\$80,410
29-1181	Audiologists	259	\$47.34	\$45.85	\$49.05	\$49.05	\$98,460
49-2097	Audiovisual Equipment Installers and Repairers	339	\$26.96	\$22.90	\$26.31	\$31.97	\$56,070
53-6031	Automotive and Watercraft Service Attendants	1,623	\$18.06	\$16.82	\$17.22	\$18.44	\$37,570
49-3021	Automotive Body and Related Repairers	1,352	\$28.16	\$22.85	\$23.25	\$32.11	\$58,570
49-3022	Automotive Glass Installers and Repairers	305	\$23.92	\$19.16	\$22.89	\$28.99	\$49,760
49-3023	Automotive Service Technicians and Mechanics	5,469	\$27.19	\$21.10	\$28.06	\$30.76	\$56,560
39-6011	Baggage Porters and Bellhops	121	\$18.24	\$15.84	\$18.17	\$18.65	\$37,930

SOC code	Seattle-Tacoma-Bellevue, Washington MSA occupational title	Estimated employment	Average wage	Percentiles			Annual wage
				25th	50th	75th	
51-3011	Bakers	3,338	\$18.38	\$16.14	\$17.89	\$18.84	\$38,240
39-5011	Barbers	471	\$25.97	\$14.23	\$24.20	\$34.69	\$54,020
35-3011	Bartenders	5,543	\$22.99	\$15.13	\$17.84	\$29.08	\$47,820
49-3091	Bicycle Repairers	201	\$19.22	\$17.58	\$17.91	\$22.02	\$39,980
43-3011	Bill and Account Collectors	1,703	\$25.57	\$18.01	\$22.47	\$28.56	\$53,180
43-3021	Billing and Posting Clerks	7,712	\$22.48	\$18.26	\$22.66	\$25.16	\$46,750
19-1021	Biochemists and Biophysicists	245	\$44.85	\$27.27	\$41.93	\$49.17	\$93,290
17-2031	Bioengineers and Biomedical Engineers	645	\$53.62	\$38.15	\$47.91	\$61.24	\$111,520
25-1042	Biological Science Teachers, Postsecondary	506	-	-	-	-	\$97,730
19-1029	Biological Scientists, All Other	723	\$47.09	\$30.14	\$40.56	\$49.41	\$97,940
19-4021	Biological Technicians	2,749	\$27.12	\$22.66	\$26.71	\$30.28	\$56,420
47-2011	Boilermakers	128	\$40.32	\$37.13	\$37.14	\$48.19	\$83,870
43-3031	Bookkeeping, Accounting, and Auditing Clerks	18,370	\$26.01	\$22.66	\$24.45	\$29.27	\$54,100
47-2021	Brickmasons and Blockmasons	597	\$37.28	\$28.90	\$37.03	\$47.74	\$77,550
53-6011	Bridge and Lock Tenders	55	\$32.48	\$30.55	\$30.71	\$38.63	\$67,560
27-3011	Broadcast Announcers and Radio Disc Jockeys	162	\$32.24	\$17.82	\$23.26	\$37.78	\$67,060
27-4012	Broadcast Technicians	230	\$30.76	\$17.68	\$28.68	\$37.15	\$63,970
43-4011	Brokerage Clerks	304	\$32.76	\$33.36	\$33.36	\$33.36	\$68,150
13-2031	Budget Analysts	435	\$43.64	\$37.65	\$43.96	\$49.25	\$90,770
49-3031	Bus and Truck Mechanics and Diesel Engine Specialists	3,469	\$33.06	\$28.17	\$30.76	\$37.40	\$68,760
53-3051	Bus Drivers, School	3,875	\$25.81	\$22.82	\$28.49	\$29.61	\$53,680
53-3052	Bus Drivers, Transit and Intercity	5,506	\$31.34	\$29.42	\$29.82	\$37.31	\$65,190
13-1199	Business Operations Specialists, All Other	27,160	\$42.72	\$29.87	\$38.15	\$49.50	\$88,850
25-1011	Business Teachers, Postsecondary	876	-	-	-	-	\$118,050
51-3021	Butchers and Meat Cutters	1,952	\$21.55	\$18.15	\$22.72	\$23.39	\$44,820
13-1020	Buyers and Purchasing Agents	10,675	\$39.44	\$29.33	\$37.17	\$47.61	\$82,040
51-7011	Cabinetmakers and Bench Carpenters	1,011	\$21.92	\$17.68	\$21.76	\$24.14	\$45,590
49-9061	Camera and Photographic Equipment Repairers	18	\$22.08	\$14.39	\$14.40	\$22.14	\$45,930
27-4031	Camera Operators, Television, Video, and Film	-	\$36.34	\$25.30	\$30.04	\$52.47	\$75,580
53-5021	Captains, Mates, and Pilots of Water Vessels	975	\$47.35	\$38.65	\$46.84	\$55.48	\$98,480
29-1212	Cardiologists	117	\$174.65	-	-	-	\$363,270
29-2031	Cardiovascular Technologists and Technicians	692	\$38.47	\$23.10	\$37.13	\$48.82	\$80,010
25-2023	Career/Technical Education Teachers, Middle School	256	-	-	-	-	\$93,790
25-1194	Career/Technical Education Teachers, Postsecondary	2,092	\$37.36	\$29.51	\$33.27	\$39.88	\$77,720
25-2032	Career/Technical Education Teachers, Secondary School	1,258	-	-	-	-	\$90,050
43-5011	Cargo and Freight Agents	1,334	\$25.55	\$19.93	\$22.81	\$28.86	\$53,150
47-2031	Carpenters	15,264	\$33.71	\$26.74	\$29.86	\$38.38	\$70,110
47-2041	Carpet Installers	304	\$25.38	\$17.46	\$22.64	\$29.97	\$52,780
17-1021	Cartographers and Photogrammetrists	282	\$44.58	\$37.99	\$42.61	\$49.02	\$92,720
41-2011	Cashiers	30,920	\$17.02	\$14.52	\$16.39	\$17.91	\$35,400
47-2051	Cement Masons and Concrete Finishers	2,781	\$32.69	\$24.06	\$33.54	\$38.17	\$68,000
35-1011	Chefs and Head Cooks	1,814	\$32.53	\$25.05	\$30.48	\$36.65	\$67,670
17-2041	Chemical Engineers	113	\$56.01	\$42.88	\$54.78	\$70.01	\$116,490
51-9011	Chemical Equipment Operators and Tenders	312	\$30.03	\$20.99	\$29.03	\$36.05	\$62,460
19-4031	Chemical Technicians	473	\$27.40	\$21.98	\$26.55	\$30.71	\$56,980

SOC code	Seattle-Tacoma-Bellevue, Washington MSA occupational title	Estimated employment	Average wage	Percentiles			Annual wage
				25th	50th	75th	
25-1052	Chemistry Teachers, Postsecondary	331	-	-	-	-	\$106,050
19-2031	Chemists	550	\$43.35	\$29.36	\$40.53	\$54.97	\$90,160
11-1011	Chief Executives	1,902	\$150.69	-	-	-	\$313,440
21-1021	Child, Family, and School Social Workers	4,806	\$29.40	\$22.95	\$28.83	\$35.81	\$61,160
39-9011	Childcare Workers	2,708	\$17.66	\$16.19	\$17.45	\$18.03	\$36,730
29-1011	Chiropractors	573	\$47.42	\$22.14	\$48.47	\$61.60	\$98,640
27-2032	Choreographers	80	\$28.12	\$23.59	\$30.06	\$30.06	\$58,490
17-3022	Civil Engineering Technologists and Technicians	594	\$36.74	\$30.92	\$37.33	\$38.73	\$76,410
17-2051	Civil Engineers	7,302	\$48.43	\$37.72	\$47.02	\$58.20	\$100,730
13-1031	Claims Adjusters, Examiners, and Investigators	3,019	\$39.06	\$29.98	\$37.63	\$47.48	\$81,250
53-7061	Cleaners of Vehicles and Equipment	3,705	\$17.83	\$15.50	\$17.34	\$18.44	\$37,080
21-2011	Clergy	419	\$36.31	\$29.27	\$37.11	\$37.65	\$75,530
19-3033	Clinical and Counseling Psychologists	582	\$52.24	\$38.27	\$48.92	\$60.74	\$108,660
29-2010	Clinical Laboratory Technologists and Technicians	3,543	\$32.42	\$22.79	\$29.45	\$38.06	\$67,440
27-2022	Coaches and Scouts	4,534	-	-	-	-	\$55,280
51-9124	Coating, Painting, and Spraying Machine Setters, Operators, and Tenders	2,294	\$28.27	\$18.55	\$23.25	\$36.28	\$58,790
49-9091	Coin, Vending, and Amusement Machine Servicers and Repairers	-	\$24.35	\$21.87	\$23.93	\$28.77	\$50,650
27-1021	Commercial and Industrial Designers	236	\$44.07	\$30.50	\$44.23	\$49.50	\$91,670
53-2012	Commercial Pilots	913	-	-	-	-	\$103,640
25-1122	Communications Teachers, Postsecondary	368	-	-	-	-	\$81,000
21-1099	Community and Social Service Specialists, All Other	1,510	\$30.33	\$21.08	\$29.27	\$39.12	\$63,090
21-1094	Community Health Workers	1,529	\$24.01	\$18.60	\$22.31	\$29.00	\$49,930
11-3111	Compensation and Benefits Managers	208	\$77.51	\$61.01	\$76.75	\$91.78	\$161,210
13-1141	Compensation, Benefits, and Job Analysis Specialists	1,333	\$46.64	\$37.14	\$42.65	\$58.51	\$97,020
13-1041	Compliance Officers	4,680	\$40.05	\$30.12	\$37.66	\$48.83	\$83,300
15-1221	Computer and Information Research Scientists	2,031	\$68.30	\$63.21	\$73.53	\$73.53	\$142,070
11-3021	Computer and Information Systems Managers	11,222	\$89.04	\$73.25	\$80.07	-	\$185,210
17-2061	Computer Hardware Engineers	1,681	-	-	-	-	-
15-1241	Computer Network Architects	2,656	\$65.43	\$49.67	\$63.35	\$80.04	\$136,100
15-1231	Computer Network Support Specialists	2,347	\$45.25	\$30.26	\$38.57	\$57.24	\$94,120
51-9161	Computer Numerically Controlled Tool Operators	958	\$33.67	\$23.79	\$30.35	\$49.13	\$70,030
51-9162	Computer Numerically Controlled Tool Programmers	560	\$44.67	\$37.03	\$39.30	\$49.75	\$92,910
15-1299	Computer Occupations, All Other	10,151	\$47.98	\$28.19	\$47.91	\$61.76	\$99,800
15-1251	Computer Programmers	3,459	-	-	-	-	-
25-1021	Computer Science Teachers, Postsecondary	426	-	-	-	-	\$105,230
15-1211	Computer Systems Analysts	11,126	\$56.28	\$47.52	\$52.45	\$63.07	\$117,070
15-1232	Computer User Support Specialists	12,667	\$31.52	\$23.37	\$29.56	\$37.13	\$65,560
49-2011	Computer, Automated Teller, and Office Machine Repairers	966	\$23.68	\$18.67	\$22.41	\$28.04	\$49,250
39-6012	Concierges	684	\$19.66	\$18.17	\$18.28	\$20.34	\$40,900
19-1031	Conservation Scientists	269	\$40.32	\$31.67	\$38.58	\$45.45	\$83,860
47-4011	Construction and Building Inspectors	1,481	\$40.17	\$31.47	\$40.93	\$48.27	\$83,560
47-2061	Construction Laborers	15,736	\$28.00	\$22.31	\$24.59	\$36.01	\$58,240
11-9021	Construction Managers	7,153	\$56.15	\$45.60	\$50.22	\$63.24	\$116,800
49-9012	Control and Valve Installers and Repairers, Except Mechanical Door	275	\$41.41	\$35.18	\$38.55	\$47.78	\$86,120
53-7011	Conveyor Operators and Tenders	263	\$19.67	\$18.66	\$18.66	\$18.68	\$40,910

SOC code	Seattle-Tacoma-Bellevue, Washington MSA occupational title	Estimated employment	Average wage	Percentiles			Annual wage
				25th	50th	75th	
35-2011	Cooks, Fast Food	5,029	\$16.85	\$14.95	\$17.41	\$18.33	\$35,040
35-2012	Cooks, Institution and Cafeteria	3,974	\$20.88	\$18.41	\$20.51	\$22.95	\$43,440
35-2014	Cooks, Restaurant	14,314	\$20.04	\$17.87	\$18.67	\$22.56	\$41,690
35-2015	Cooks, Short Order	832	\$18.24	\$16.49	\$17.02	\$20.71	\$37,940
13-1051	Cost Estimators	3,522	\$40.51	\$29.36	\$38.03	\$48.53	\$84,260
39-3092	Costume Attendants	27	\$24.43	\$19.83	\$23.00	\$29.36	\$50,810
21-1019	Counselors, All Other	110	\$28.81	\$18.84	\$28.86	\$36.65	\$59,930
41-2021	Counter and Rental Clerks	10,438	\$20.41	\$17.32	\$18.16	\$22.86	\$42,460
43-5021	Couriers and Messengers	585	\$19.18	\$17.30	\$17.89	\$22.33	\$39,890
43-4031	Court, Municipal, and License Clerks	1,090	\$29.83	\$28.86	\$29.16	\$30.31	\$62,040
53-7021	Crane and Tower Operators	452	\$43.20	\$33.76	\$44.99	\$48.52	\$89,850
13-2041	Credit Analysts	979	\$43.32	\$29.49	\$37.40	\$50.01	\$90,100
43-4041	Credit Authorizers, Checkers, and Clerks	123	\$23.83	\$19.92	\$22.67	\$26.69	\$49,570
13-2071	Credit Counselors	172	\$26.61	\$23.40	\$25.83	\$28.99	\$55,360
25-1111	Criminal Justice and Law Enforcement Teachers, Postsecondary	106	-	-	-	-	\$82,280
33-9091	Crossing Guards and Flaggers	2,143	\$23.90	\$17.82	\$19.05	\$30.51	\$49,720
51-9021	Crushing, Grinding, and Polishing Machine Setters, Operators, and Tenders	189	\$23.77	\$18.18	\$20.75	\$28.42	\$49,450
25-4012	Curators	123	\$32.53	\$26.96	\$29.65	\$38.14	\$67,660
43-4051	Customer Service Representatives	35,385	\$21.98	\$17.70	\$20.33	\$23.35	\$45,710
51-4031	Cut/Punch/Press Mach Setters/Oprs/Tenders, Metal/Plastic	1,322	\$24.03	\$18.33	\$22.38	\$27.66	\$49,970
51-9031	Cutters and Trimmers, Hand	31	\$17.60	\$14.73	\$18.33	\$18.33	\$36,610
51-9032	Cutting and Slicing Machine Setters, Operators, and Tenders	595	\$21.96	\$18.33	\$22.32	\$23.47	\$45,690
43-9021	Data Entry Keyers	1,062	\$19.77	\$16.93	\$18.16	\$22.50	\$41,130
15-2051	Data Scientists	2,124	\$65.34	\$49.22	\$62.29	\$79.06	\$135,900
15-1242	Database Administrators	1,610	\$57.35	\$45.83	\$57.84	\$72.96	\$119,280
15-1243	Database Architects	1,525	\$75.25	\$63.63	\$80.04	\$80.04	\$156,530
41-9011	Demonstrators and Product Promoters	854	\$18.97	\$16.11	\$17.97	\$22.25	\$39,460
31-9091	Dental Assistants	5,531	\$23.25	\$17.98	\$23.10	\$29.08	\$48,360
29-1292	Dental Hygienists	4,263	\$53.65	\$47.92	\$48.28	\$60.74	\$111,600
51-9081	Dental Laboratory Technicians	490	\$26.16	\$22.03	\$26.04	\$29.49	\$54,420
29-1029	Dentists, All Other Specialists	65	\$74.28	\$29.64	\$77.26	-	\$154,490
29-1021	Dentists, General	1,405	\$83.65	\$48.54	\$74.10	-	\$173,990
29-1213	Dermatologists	148	-	-	-	-	-
27-1029	Designers, All Other	378	\$41.32	\$30.30	\$38.61	\$49.24	\$85,950
43-9031	Desktop Publishers	15	\$31.92	\$31.60	\$32.77	\$33.30	\$66,390
29-2032	Diagnostic Medical Sonographers	691	\$49.36	\$45.85	\$47.96	\$57.77	\$102,670
29-2051	Dietetic Technicians	67	\$23.25	\$17.98	\$22.00	\$27.47	\$48,370
29-1031	Dietitians and Nutritionists	1,380	\$33.19	\$29.13	\$33.78	\$37.13	\$69,030
35-9011	Dining Room and Cafeteria Attendants and Bartender Helpers	2,036	\$18.23	\$15.12	\$16.43	\$19.11	\$37,910
21-2021	Directors, Religious Activities and Education	112	\$37.03	\$23.47	\$29.19	\$51.17	\$77,030
35-9021	Dishwashers	5,173	\$18.06	\$15.13	\$17.45	\$19.11	\$37,560
43-5032	Dispatchers, Except Police, Fire, and Ambulance	2,353	\$27.76	\$20.44	\$26.48	\$31.12	\$57,730
41-9091	Door-to-Door Sales Workers, News and Street Vendors, and Related Workers	98	\$17.20	\$14.36	\$17.87	\$17.98	\$35,770
17-3019	Drafters, All Other	347	\$37.31	\$23.01	\$37.84	\$47.35	\$77,600
51-4032	Drilling & Boring Machine Tool Setters, Operators &Tenders, Metal & Plastic	-	\$25.64	\$18.55	\$20.10	\$23.54	\$53,340

SOC code	Seattle-Tacoma-Bellevue, Washington MSA occupational title	Estimated employment	Average wage	Percentiles			Annual wage
				25th	50th	75th	
53-3031	Driver/Sales Workers	4,901	\$18.55	\$14.57	\$14.59	\$22.83	\$38,590
47-2081	Drywall and Ceiling Tile Installers	2,702	\$34.77	\$28.66	\$36.50	\$45.10	\$72,310
47-5023	Earth Drillers, Except Oil and Gas	-	\$26.07	\$22.66	\$24.54	\$28.86	\$54,220
25-1063	Economics Teachers, Postsecondary	164	-	-	-	-	\$130,020
19-3011	Economists	214	\$56.86	\$39.90	\$50.73	\$64.42	\$118,260
27-3041	Editors	1,386	\$40.65	\$29.77	\$37.52	\$49.53	\$84,540
11-9039	Education Administrators, All Other	635	\$41.81	\$23.42	\$37.02	\$49.09	\$86,960
11-9032	Education Administrators, Kindergarten through Secondary	2,873	-	-	-	-	\$138,990
11-9033	Education Administrators, Postsecondary	1,443	\$68.74	\$45.51	\$57.49	\$77.17	\$142,980
11-9031	Education and Childcare Administrators, Preschool and Daycare	845	\$28.35	\$22.66	\$28.78	\$29.41	\$58,970
25-1081	Education Teachers, Postsecondary	1,182	-	-	-	-	\$76,940
25-9099	Educational Instruction and Library Workers, All Other	1,148	\$28.23	\$21.88	\$28.74	\$34.72	\$58,710
21-1012	Educational, Guidance, and Career Counselors and Advisors	3,241	\$36.43	\$27.84	\$35.40	\$46.57	\$75,770
49-2092	Electric Motor, Power Tool, and Related Repairers	-	\$30.41	\$22.81	\$28.74	\$37.37	\$63,250
17-3023	Electrical and Electronic Engineering Technologists and Technicians	1,414	\$36.25	\$29.39	\$35.94	\$39.97	\$75,410
17-3012	Electrical and Electronics Drafters	116	\$39.11	\$29.59	\$37.98	\$45.48	\$81,360
49-2093	Electrical and Electronics Installers and Repairers, Transportation Equipment	130	\$41.89	\$36.77	\$46.29	\$47.64	\$87,130
49-2094	Electrical and Electronics Repairers, Commercial and Industrial Equipment	915	\$38.72	\$32.45	\$37.81	\$46.14	\$80,540
49-2095	Electrical and Electronics Repairers, Powerhouse, Substation, and Relay	170	\$52.18	\$48.69	\$48.69	\$61.95	\$108,540
17-2071	Electrical Engineers	5,632	\$59.69	\$47.86	\$60.77	\$72.73	\$124,150
49-9051	Electrical Power-Line Installers and Repairers	975	\$47.19	\$37.74	\$47.78	\$58.36	\$98,150
51-2028	Electrical/Electronic/Electromechanical Assemblers Only	5,664	\$23.65	\$18.18	\$22.38	\$26.77	\$49,190
47-2111	Electricians	10,164	\$40.77	\$29.52	\$37.99	\$49.22	\$84,790
17-3024	Electro-Mechanical and Mechatronics Technologists and Technicians	184	\$36.09	\$29.07	\$36.61	\$48.50	\$75,080
49-2096	Electronic Equipment Installers and Repairers, Motor Vehicles	86	\$26.68	\$19.68	\$23.60	\$29.91	\$55,500
17-2072	Electronics Engineers, Except Computer	2,067	\$60.14	\$48.35	\$61.24	\$73.52	\$125,100
25-2021	Elementary School Teachers, Except Special Education	14,550	-	-	-	-	\$86,470
47-4021	Elevator and Escalator Installers and Repairers	462	\$48.71	\$29.42	\$58.30	\$61.24	\$101,330
43-4061	Eligibility Interviewers, Government Programs	1,690	\$27.15	\$23.00	\$28.02	\$30.38	\$56,470
11-9161	Emergency Management Directors	70	\$59.22	\$47.03	\$57.00	\$69.70	\$123,170
29-2042	Emergency Medical Technicians	1,152	\$18.87	\$16.15	\$17.11	\$21.24	\$39,250
29-1214	Emergency Medicine Physicians	-	\$171.68	-	-	-	\$357,090
51-2031	Engine and Other Machine Assemblers	412	\$26.55	\$23.55	\$23.55	\$30.88	\$55,220
25-1032	Engineering Teachers, Postsecondary	414	-	-	-	-	\$139,300
17-3029	Engineering Technologists and Technicians, Except Drafters, All Other	843	\$35.89	\$27.12	\$36.58	\$43.13	\$74,640
17-2199	Engineers, All Other	1,869	\$52.86	\$37.53	\$49.09	\$62.79	\$109,940
25-1123	English Language and Literature Teachers, Postsecondary	748	-	-	-	-	\$74,520
27-2099	Entertainers and Performers, Sports and Related Workers, All Other	19	\$38.22	\$28.42	\$36.01	\$37.32	-
11-9072	Entertainment and Recreation Managers, Except Gambling	169	\$50.67	\$34.17	\$49.19	\$62.38	\$105,390
39-1014	Entertainment and Recreation Workers Supervisors, Exc. Gambling Services	655	\$29.64	\$21.08	\$29.42	\$38.21	\$61,650
17-3025	Environmental Engineering Technologists and Technicians	237	\$33.35	\$23.45	\$34.23	\$37.63	\$69,370
17-2081	Environmental Engineers	925	\$55.90	\$38.70	\$52.26	\$68.53	\$116,260
19-4042	Environmental Science and Protection Technicians, Including Health	218	\$28.95	\$26.24	\$26.86	\$33.77	\$60,210
25-1053	Environmental Science Teachers, Postsecondary	164	-	-	-	-	\$101,810
19-2041	Environmental Scientists and Specialists, Including Health	1,828	\$44.85	\$36.57	\$39.84	\$50.31	\$93,280

SOC code	Seattle-Tacoma-Bellevue, Washington MSA occupational title	Estimated employment	Average wage	Percentiles			Annual wage
				25th	50th	75th	
19-1041	Epidemiologists	401	\$69.91	\$43.69	\$58.43	\$78.33	\$145,410
51-9194	Etchers and Engravers	107	\$22.43	\$18.10	\$20.29	\$25.78	\$46,650
47-5022	Excavating and Loading Machine and Dragline Operators, Surface Mining	312	\$37.89	\$25.10	\$34.70	\$37.19	\$78,800
43-6011	Executive Secretaries and Executive Administrative Assistants	6,006	\$34.82	\$29.46	\$36.86	\$37.89	\$72,430
29-1128	Exercise Physiologists	76	\$25.06	\$22.84	\$22.85	\$27.59	\$52,130
39-9031	Exercise Trainers and Group Fitness Instructors	4,845	\$26.67	\$20.38	\$24.46	\$29.10	\$55,480
51-4021	Extruding and Drawing Machine Setters, Operators, & Tenders, Metal & Plastic	420	\$21.87	\$18.22	\$22.12	\$22.96	\$45,490
51-9041	Extruding, Forming, Pressing, & Compacting Mach. Setters, Oprs. &Tenders	215	\$23.83	\$18.33	\$23.22	\$28.42	\$49,570
11-3013	Facilities Managers	1,291	\$57.59	\$45.48	\$57.57	\$69.58	\$119,780
25-1192	Family and Consumer Sciences Teachers, Postsecondary	91	-	-	-	-	\$78,680
29-1215	Family Medicine Physicians	637	\$116.56	\$79.90	-	-	\$242,440
49-3041	Farm Equipment Mechanics and Service Technicians	73	\$27.62	\$22.36	\$25.82	\$30.86	\$57,450
45-2092	Farmworkers and Laborers, Crop, Nursery, and Greenhouse	921	\$18.57	\$16.44	\$17.33	\$20.53	\$38,630
45-2093	Farmworkers, Farm, Ranch, and Aquacultural Animals	386	\$17.31	\$14.22	\$16.24	\$18.12	\$36,000
27-1022	Fashion Designers	373	\$45.11	\$38.84	\$39.65	\$50.57	\$93,830
35-3023	Fast Food and Counter Workers	48,178	\$16.46	\$14.94	\$16.33	\$17.45	\$34,240
47-4031	Fence Erectors	401	\$21.57	\$19.29	\$20.03	\$23.29	\$44,860
51-2051	Fiberglass Laminators and Fabricators	896	\$24.53	\$22.66	\$23.18	\$25.94	\$51,020
43-4071	File Clerks	1,087	\$20.50	\$16.93	\$20.70	\$22.90	\$42,640
27-4032	Film and Video Editors	185	\$38.37	\$28.86	\$35.33	\$47.48	\$79,820
13-2051	Financial and Investment Analysts	4,753	\$54.72	\$38.62	\$50.01	\$74.47	\$113,830
43-3099	Financial Clerks, All Other	216	\$23.05	\$22.63	\$22.96	\$23.39	\$47,940
13-2061	Financial Examiners	218	\$53.81	\$38.43	\$49.67	\$63.83	\$111,930
11-3031	Financial Managers	7,930	\$83.91	\$61.24	\$78.22	-	\$174,530
13-2054	Financial Risk Specialists	307	\$49.94	\$38.57	\$47.91	\$59.64	\$103,870
13-2099	Financial Specialists, All Other	-	\$39.68	\$27.53	\$34.92	\$47.67	\$82,530
27-1013	Fine Artists, Including Painters, Sculptors, and Illustrators	205	\$34.80	\$26.29	\$38.72	\$38.85	\$72,370
33-2021	Fire Inspectors and Investigators	154	\$50.40	\$47.64	\$50.19	\$60.39	\$104,820
33-2011	Firefighters	3,850	\$42.32	\$37.59	\$46.75	\$48.19	\$88,020
47-1011	First-Line Supervisors of Construction Trades and Extraction Workers	10,868	\$48.66	\$37.78	\$48.27	\$60.74	\$101,210
33-1011	First-Line Supervisors of Correctional Officers	403	\$44.33	\$37.66	\$41.22	\$49.73	\$92,200
45-1011	First-Line Supervisors of Farming, Fishing, and Forestry Workers	102	\$30.74	\$23.42	\$32.01	\$34.81	\$63,930
33-1021	First-Line Supervisors of Firefighting and Prevention Workers	1,635	\$56.95	\$48.65	\$60.64	\$61.77	\$118,460
35-1012	First-Line Supervisors of Food Preparation and Serving Workers	14,892	\$24.25	\$18.47	\$23.21	\$29.46	\$50,430
39-1013	First-Line Supervisors of Gambling Services Workers	412	\$29.18	\$22.94	\$29.98	\$30.92	\$60,690
37-1011	First-Line Supervisors of Housekeeping and Janitorial Workers	1,103	\$25.53	\$20.60	\$23.64	\$29.38	\$53,110
37-1012	First-Line Sprvs. of Landscaping, Lawn Service, & Groundskeeping Workers	1,052	\$29.41	\$23.43	\$30.01	\$30.49	\$61,160
49-1011	First-Line Supervisors of Mechanics, Installers, and Repairers	6,266	\$41.46	\$30.33	\$38.51	\$49.01	\$86,250
41-1012	First-Line Supervisors of Non-Retail Sales Workers	4,045	\$50.24	\$34.57	\$44.29	\$60.86	\$104,510
43-1011	First-Line Supervisors of Office and Administrative Support Workers	18,100	\$38.23	\$29.31	\$36.72	\$42.47	\$79,520
39-1022	First-Line Supervisors of Personal Service Workers	903	\$27.79	\$22.66	\$25.73	\$31.50	\$57,800
33-1012	First-Line Supervisors of Police and Detectives	1,186	\$64.64	\$61.37	\$62.78	\$76.46	\$134,440
51-1011	First-Line Supervisors of Production and Operating Workers	6,884	\$36.10	\$28.74	\$36.10	\$43.61	\$75,100
33-1099	First-Line Supervisors of Protective Service Workers, All Other	520	\$37.23	\$29.90	\$37.13	\$39.81	\$77,430
41-1011	First-Line Supervisors of Retail Sales Workers	13,559	\$26.82	\$20.58	\$23.36	\$29.49	\$55,780

SOC code	Seattle-Tacoma-Bellevue, Washington MSA occupational title	Estimated employment	Average wage	Percentiles			Annual wage
				25th	50th	75th	
33-1091	First-Line Supervisors of Security Workers	817	\$30.76	\$24.41	\$29.28	\$37.45	\$63,970
33-3031	Fish and Game Wardens	19	\$39.93	\$36.63	\$41.46	\$44.63	\$83,050
47-2042	Floor Layers, Except Carpet, Wood, and Hard Tiles	476	\$23.69	\$18.53	\$22.32	\$28.71	\$49,270
27-1023	Floral Designers	352	\$18.40	\$16.19	\$17.20	\$20.73	\$38,270
51-3091	Food and Tobacco Roasting, Baking, & Drying Machine Operators & Tenders	236	\$21.68	\$17.60	\$19.71	\$22.93	\$45,090
51-3092	Food Batchmakers	2,291	\$19.66	\$17.30	\$18.00	\$22.38	\$40,880
51-3093	Food Cooking Machine Operators and Tenders	97	\$17.60	\$14.39	\$17.58	\$20.20	\$36,610
35-9099	Food Preparation and Serving Related Workers, All Other	-	\$16.24	\$15.29	\$15.29	\$15.29	\$33,780
35-2021	Food Preparation Workers	8,010	\$18.43	\$16.96	\$18.16	\$18.90	\$38,340
51-3099	Food Processing Workers, All Other	116	\$18.62	\$14.66	\$17.89	\$22.56	\$38,740
19-4013	Food Science Technicians	210	\$24.65	\$21.03	\$21.03	\$26.31	\$51,270
19-1012	Food Scientists and Technologists	55	\$31.64	\$24.43	\$30.15	\$37.38	\$65,800
35-3041	Food Servers, Nonrestaurant	3,232	\$17.28	\$16.48	\$16.63	\$17.57	\$35,940
11-9051	Food Service Managers	1,465	\$43.20	\$28.98	\$46.82	\$47.47	\$89,860
25-1124	Foreign Language and Literature Teachers, Postsecondary	226	-	-	-	-	\$82,550
19-4092	Forensic Science Technicians	193	\$37.96	\$36.11	\$36.11	\$45.45	\$78,950
19-4071	Forest and Conservation Technicians	114	\$22.21	\$16.60	\$19.19	\$25.54	\$46,200
45-4011	Forest and Conservation Workers	25	\$22.63	\$16.29	\$17.23	\$29.43	\$47,070
19-1032	Foresters	81	\$46.26	\$35.81	\$41.15	\$56.48	\$96,220
51-4071	Foundry Mold and Coremakers	71	\$19.86	\$18.10	\$18.69	\$21.24	\$41,320
13-1131	Fundraisers	1,963	\$33.90	\$27.49	\$30.60	\$38.97	\$70,510
11-2033	Fundraising Managers	492	\$67.32	\$47.91	\$60.58	\$78.33	\$140,030
51-9051	Furnace, Kiln, Oven, Drier, and Kettle Operators and Tenders	198	\$23.54	\$18.33	\$22.66	\$28.86	\$48,970
51-7021	Furniture Finishers	279	\$21.75	\$18.18	\$20.36	\$23.09	\$45,230
39-3012	Gambling and Sports Book Writers and Runners	169	\$16.30	\$14.74	\$15.59	\$18.75	\$33,910
43-3041	Gambling Cage Workers	436	\$17.28	\$14.37	\$17.45	\$18.28	\$35,930
41-2012	Gambling Change Persons and Booth Cashiers	95	\$17.03	\$14.36	\$16.32	\$18.15	\$35,410
39-3011	Gambling Dealers	2,459	\$21.76	\$14.42	\$14.74	\$22.42	\$45,250
11-9071	Gambling Managers	51	\$46.57	\$37.57	\$38.52	\$51.89	\$96,870
39-3019	Gambling Service Workers, All Other	174	\$23.00	\$17.02	\$17.29	\$35.49	\$47,840
33-9031	Gambling Surveillance Officers and Gambling Investigators	246	\$22.26	\$17.94	\$22.06	\$28.05	\$46,300
51-8092	Gas Plant Operators	81	\$38.23	\$26.28	\$39.23	\$50.05	\$79,520
11-1021	General and Operations Managers	27,931	\$70.61	\$45.13	\$61.26	\$87.08	\$146,860
29-1216	General Internal Medicine Physicians	524	\$120.34	\$78.95	-	-	\$250,300
29-9092	Genetic Counselors	75	\$44.23	\$38.50	\$47.61	\$47.94	\$92,000
25-1064	Geography Teachers, Postsecondary	25	-	-	-	-	\$88,000
19-4043	Geological Technicians, Except Hydrologic Technicians	-	\$25.90	\$23.25	\$25.75	\$27.67	\$53,880
19-2042	Geoscientists, Except Hydrologists and Geographers	434	\$48.76	\$30.67	\$47.55	\$62.15	\$101,410
47-2121	Glaziers	1,213	\$34.60	\$23.42	\$31.17	\$46.57	\$71,970
27-1024	Graphic Designers	4,369	\$39.28	\$27.84	\$30.68	\$43.99	\$81,700
51-4033	Grind/Lap/Polish/Buf. Mach. Tool Setters, Oprs, & Tenders, Metal & Plastic	779	\$21.35	\$17.82	\$20.04	\$23.18	\$44,410
51-9022	Grinding and Polishing Workers, Hand	73	\$20.06	\$17.85	\$18.33	\$23.22	\$41,710
37-3019	Grounds Maintenance Workers, All Other	146	\$23.38	\$20.13	\$20.13	\$27.83	\$48,630
39-5012	Hairdressers, Hairstylists, and Cosmetologists	4,470	\$21.29	\$17.48	\$21.62	\$22.76	\$44,290
47-4041	Hazardous Materials Removal Workers	583	\$28.24	\$22.06	\$23.96	\$36.65	\$58,730

SOC code	Seattle-Tacoma-Bellevue, Washington MSA occupational title	Estimated employment	Average wage	Percentiles			Annual wage
				25th	50th	75th	
17-2111	Health and Safety Engineers, Except Mining Safety Engineers and Inspectors	190	\$49.88	\$38.70	\$48.35	\$61.24	\$103,750
21-1091	Health Education Specialists	520	\$33.31	\$26.19	\$30.14	\$37.83	\$69,280
29-9021	Health Information Technologists and Medical Registrars	671	\$28.18	\$23.05	\$23.05	\$32.14	\$58,610
25-1071	Health Specialties Teachers, Postsecondary	1,290	-	-	-	-	\$176,220
29-2099	Health Technologists and Technicians, All Other	1,609	\$29.57	\$22.05	\$25.76	\$36.47	\$61,510
29-1299	Healthcare Diagnosing or Treating Practitioners, All Other	-	\$48.35	\$33.93	\$39.72	\$53.38	\$100,570
29-9099	Healthcare Practitioners and Technical Workers, All Other	415	\$35.81	\$24.44	\$29.42	\$48.97	\$74,490
21-1022	Healthcare Social Workers	2,358	\$37.34	\$30.51	\$37.44	\$44.79	\$77,660
31-9099	Healthcare Support Workers, All Other	2,025	\$23.69	\$18.51	\$22.86	\$27.60	\$49,270
29-2092	Hearing Aid Specialists	182	\$24.32	\$18.36	\$22.67	\$29.13	\$50,590
51-4191	Heat Treating Equipment Setters, Operators, and Tenders, Metal and Plastic	61	\$27.32	\$21.01	\$25.96	\$36.28	\$56,830
49-9021	Heating, Air Conditioning, and Refrigeration Mechanics and Installers	3,262	\$32.61	\$23.66	\$30.00	\$37.80	\$67,830
53-3032	Heavy and Tractor-Trailer Truck Drivers	17,595	\$28.86	\$23.45	\$28.65	\$33.69	\$60,020
47-3019	Helpers, Construction Trades, All Other	-	\$22.84	\$20.36	\$22.41	\$23.27	\$47,510
47-3011	Helpers-Brickmasons, Blockmasons, Stonemasons, & Tile & Marble Setters	153	\$31.70	\$21.57	\$32.18	\$37.66	\$65,940
47-3012	Helpers-Carpenters	364	\$19.50	\$16.63	\$18.21	\$22.89	\$40,550
47-3013	Helpers-Electricians	179	\$23.41	\$19.31	\$19.47	\$24.95	\$48,690
49-9098	Helpers-Installation, Maintenance, and Repair Workers	573	\$23.86	\$17.91	\$22.84	\$29.08	\$49,640
47-3014	Helpers-Painters, Paperhangers, Plasterers, and Stucco Masons	-	\$20.33	\$17.68	\$22.37	\$22.38	\$42,280
47-3015	Helpers-Pipelayers, Plumbers, Pipefitters, and Steamfitters	-	\$19.93	\$14.29	\$17.69	\$25.05	\$41,460
51-9198	Helpers-Production Workers	986	\$19.69	\$17.50	\$18.19	\$21.99	\$40,940
47-4051	Highway Maintenance Workers	715	\$32.38	\$29.31	\$31.43	\$36.72	\$67,340
19-3093	Historians	20	\$39.88	\$29.36	\$37.38	\$47.61	\$82,950
25-1125	History Teachers, Postsecondary	238	-	-	-	-	\$80,790
53-7041	Hoist and Winch Operators	97	\$31.16	\$27.44	\$30.85	\$37.48	\$64,820
49-9031	Home Appliance Repairers	315	\$23.82	\$18.19	\$22.66	\$28.86	\$49,550
31-1120	Home Health and Personal Care Aides	38,817	\$18.34	\$17.45	\$17.45	\$18.10	\$38,150
35-9031	Hosts and Hostesses, Restaurant, Lounge, and Coffee Shop	2,487	\$17.15	\$14.71	\$15.13	\$16.83	\$35,670
43-4081	Hotel, Motel, and Resort Desk Clerks	1,355	\$17.16	\$16.39	\$16.95	\$17.62	\$35,680
43-4161	Human Resources Assistants, Except Payroll and Timekeeping	1,600	\$24.23	\$21.55	\$23.23	\$28.61	\$50,390
11-3121	Human Resources Managers	2,704	\$76.84	\$60.98	\$72.93	\$85.93	\$159,830
13-1071	Human Resources Specialists	14,269	\$43.12	\$29.45	\$38.43	\$51.29	\$89,680
19-2043	Hydrologists	97	\$54.96	\$44.24	\$48.83	\$62.25	\$114,320
17-3026	Industrial Engineering Technologists and Technicians	515	\$38.77	\$29.07	\$38.02	\$48.50	\$80,640
17-2112	Industrial Engineers	5,413	\$56.24	\$44.89	\$49.72	\$62.32	\$116,970
49-9041	Industrial Machinery Mechanics	3,474	\$33.57	\$27.82	\$31.90	\$38.16	\$69,830
11-3051	Industrial Production Managers	-	\$63.67	\$47.71	\$60.76	\$72.54	\$132,440
53-7051	Industrial Truck and Tractor Operators	8,062	\$22.65	\$18.41	\$20.95	\$26.59	\$47,110
43-4199	Information and Record Clerks, All Other	1,958	\$22.83	\$18.47	\$22.72	\$25.55	\$47,480
15-1212	Information Security Analysts	3,282	\$61.32	\$47.43	\$61.72	\$77.38	\$127,550
51-9061	Inspectors, Testers, Sorters, Samplers, and Weighers	7,618	\$31.86	\$22.95	\$29.52	\$38.11	\$66,260
49-9099	Installation, Maintenance, and Repair Workers, All Other	990	\$25.79	\$17.96	\$23.51	\$30.00	\$53,640
25-9031	Instructional Coordinators	2,182	\$40.87	\$29.92	\$38.64	\$48.40	\$85,010
47-2131	Insulation Workers, Floor, Ceiling, and Wall	702	\$32.45	\$23.38	\$28.51	\$36.94	\$67,500
47-2132	Insulation Workers, Mechanical	174	\$45.07	\$33.28	\$46.93	\$59.23	\$93,740



SOC code	Seattle-Tacoma-Bellevue, Washington MSA occupational title	Estimated employment	Average wage	Percentiles			Annual wage
				25th	50th	75th	
13-1032	Insurance Appraisers, Auto Damage	188	\$36.73	\$30.10	\$37.13	\$47.35	\$76,390
43-9041	Insurance Claims and Policy Processing Clerks	1,819	\$27.25	\$22.69	\$25.25	\$29.93	\$56,680
41-3021	Insurance Sales Agents	6,627	\$37.16	\$23.56	\$30.04	\$46.10	\$77,280
13-2053	Insurance Underwriters	920	\$47.84	\$37.18	\$41.44	\$60.76	\$99,520
27-1025	Interior Designers	1,060	\$34.05	\$29.13	\$30.30	\$38.64	\$70,810
27-3091	Interpreters and Translators	706	\$30.91	\$23.62	\$30.28	\$37.52	\$64,300
43-4111	Interviewers, Except Eligibility and Loan	1,526	\$22.18	\$18.21	\$22.38	\$23.03	\$46,130
37-2011	Janitors and Cleaners, Except Maids and Housekeeping Cleaners	23,296	\$19.20	\$17.02	\$17.86	\$21.80	\$39,940
51-9071	Jewelers and Precious Stone and Metal Workers	1,452	\$24.57	\$20.57	\$22.71	\$26.02	\$51,100
23-1023	Judges, Magistrate Judges, and Magistrates	506	\$64.14	\$48.50	\$63.15	\$72.65	\$133,400
25-2012	Kindergarten Teachers, Except Special Education	2,351	-	-	-	-	\$80,990
13-1075	Labor Relations Specialists	1,540	\$43.95	\$30.13	\$45.54	\$50.02	\$91,420
53-7062	Laborers and Freight, Stock, and Material Movers, Hand	34,143	\$19.53	\$16.42	\$18.27	\$21.67	\$40,610
17-1012	Landscape Architects	364	\$38.13	\$30.29	\$37.97	\$43.59	\$79,310
37-3011	Landscaping and Groundskeeping Workers	10,048	\$21.55	\$18.38	\$20.41	\$23.29	\$44,830
51-4034	Lathe and Turning Machine Tool Setters, Operators, & Tenders, Metal & Plastic	43	\$22.81	\$18.55	\$21.89	\$25.49	\$47,440
51-6011	Laundry and Dry-Cleaning Workers	1,340	\$16.93	\$14.58	\$16.56	\$18.12	\$35,220
23-1011	Lawyers	8,536	\$69.59	\$46.08	\$62.09	\$81.56	\$144,740
51-4192	Layout Workers, Metal and Plastic	38	\$37.04	\$31.73	\$38.61	\$49.13	\$77,050
43-6012	Legal Secretaries and Administrative Assistants	2,185	\$28.68	\$22.76	\$28.03	\$36.65	\$59,640
23-2099	Legal Support Workers, All Other	647	\$38.48	\$23.64	\$35.73	\$44.98	\$80,030
11-1031	Legislators	346	-	-	-	-	\$132,460
25-4022	Librarians and Media Collections Specialists	1,252	\$45.30	\$37.62	\$47.81	\$48.59	\$94,230
43-4121	Library Assistants, Clerical	456	\$19.77	\$17.88	\$18.29	\$22.63	\$41,120
25-1082	Library Science Teachers, Postsecondary	20	-	-	-	-	\$73,560
25-4031	Library Technicians	887	\$27.25	\$22.94	\$28.26	\$29.57	\$56,670
29-2061	Licensed Practical and Licensed Vocational Nurses	3,805	\$31.91	\$29.04	\$30.42	\$36.65	\$66,380
19-1099	Life Scientists, All Other	153	\$44.50	\$34.11	\$45.78	\$50.28	\$92,560
19-4099	Life, Physical, and Social Science Technicians, All Other	509	\$32.14	\$26.86	\$30.72	\$35.64	\$66,840
33-9092	Lifeguards, Ski Patrol, and Other Recreational Protective Service Workers	773	\$16.66	\$14.30	\$16.45	\$18.00	\$34,650
53-3033	Light Truck Drivers	13,947	\$22.70	\$18.05	\$22.24	\$25.78	\$47,210
27-4015	Lighting Technicians	24	\$28.39	\$29.13	\$29.58	\$29.58	\$59,060
43-4131	Loan Interviewers and Clerks	2,278	\$25.86	\$21.43	\$26.04	\$29.39	\$53,800
13-2072	Loan Officers	4,771	\$41.44	\$22.99	\$30.45	\$49.75	\$86,200
39-3093	Locker Room, Coatroom, and Dressing Room Attendants	27	\$16.32	\$13.69	\$16.24	\$18.87	\$33,940
49-9094	Locksmiths and Safe Repairers	220	\$26.82	\$22.70	\$26.03	\$29.37	\$55,780
11-9081	Lodging Managers	404	\$39.74	\$28.99	\$37.23	\$47.35	\$82,670
45-4023	Log Graders and Scalers	33	\$24.04	\$20.52	\$23.25	\$27.86	\$50,010
45-4022	Logging Equipment Operators	159	\$28.72	\$24.85	\$29.03	\$30.70	\$59,740
13-1081	Logisticians	3,310	\$45.55	\$38.35	\$46.94	\$50.01	\$94,740
53-7063	Machine Feeders and Offbearers	272	\$19.57	\$17.68	\$18.66	\$20.41	\$40,700
51-4041	Machinists	4,079	\$30.46	\$23.40	\$29.23	\$36.65	\$63,360
29-2035	Magnetic Resonance Imaging Technologists	314	\$50.50	\$47.19	\$47.78	\$58.56	\$105,040
37-2012	Maids and Housekeeping Cleaners	6,182	\$17.71	\$16.28	\$16.72	\$18.46	\$36,830
43-9051	Mail Clerks and Mail Machine Operators, Except Postal Service	966	\$20.78	\$17.36	\$17.69	\$22.38	\$43,210

SOC code	Seattle-Tacoma-Bellevue, Washington MSA occupational title	Estimated employment	Average wage	Percentiles			Annual wage
				25th	50th	75th	
49-9071	Maintenance and Repair Workers, General	16,282	\$26.02	\$19.82	\$23.31	\$29.62	\$54,120
49-9043	Maintenance Workers, Machinery	139	\$31.67	\$26.29	\$33.00	\$36.77	\$65,880
13-1111	Management Analysts	17,306	\$58.49	\$39.07	\$53.45	\$74.47	\$121,670
11-9199	Managers, All Other	7,960	\$73.52	\$49.68	\$63.57	\$88.85	\$152,930
39-5092	Manicurists and Pedicurists	3,059	\$18.73	\$17.51	\$17.64	\$21.57	\$38,960
17-2121	Marine Engineers and Naval Architects	-	\$49.91	\$48.20	\$48.35	\$48.36	\$103,800
13-1161	Market Research Analysts and Marketing Specialists	18,733	\$47.84	\$29.31	\$43.37	\$62.56	\$99,510
11-2021	Marketing Managers	5,520	\$81.22	\$58.67	\$78.43	-	\$168,930
21-1013	Marriage and Family Therapists	315	\$23.53	\$18.84	\$22.66	\$28.86	\$48,940
31-9011	Massage Therapists	1,466	\$32.67	\$23.56	\$35.47	\$37.52	\$67,950
53-7199	Material Moving Workers, All Other	46	\$27.69	\$18.83	\$26.29	\$29.34	\$57,600
17-2131	Materials Engineers	686	-	-	-	-	-
19-2032	Materials Scientists	165	\$55.12	\$38.37	\$49.00	\$62.67	\$114,650
15-2099	Mathematical Science Occupations, All Other	-	\$35.31	\$23.55	\$30.06	\$45.56	\$73,450
25-1022	Mathematical Science Teachers, Postsecondary	546	-	-	-	-	\$96,630
51-3022	Meat, Poultry, and Fish Cutters and Trimmers	1,147	\$17.40	\$15.94	\$16.78	\$17.92	\$36,190
49-9011	Mechanical Door Repairers	467	\$22.93	\$15.71	\$22.81	\$28.74	\$47,700
17-3013	Mechanical Drafters	786	\$33.69	\$26.22	\$30.60	\$38.27	\$70,060
17-3027	Mechanical Engineering Technologists and Technicians	332	\$35.13	\$26.60	\$33.90	\$37.49	\$73,080
17-2141	Mechanical Engineers	5,005	\$50.33	\$37.88	\$48.06	\$61.23	\$104,690
27-4099	Media and Communication Equipment Workers, All Other	157	\$44.08	\$33.51	\$46.89	\$53.43	\$91,690
27-3099	Media and Communication Workers, All Other	383	\$32.33	\$18.54	\$35.96	\$39.11	\$67,240
11-9111	Medical and Health Services Managers	3,252	\$70.97	\$47.91	\$61.84	\$80.04	\$147,610
51-9082	Medical Appliance Technicians	152	\$22.46	\$17.95	\$21.77	\$23.94	\$46,710
31-9092	Medical Assistants	9,723	\$24.43	\$22.46	\$23.09	\$28.49	\$50,820
29-2036	Medical Dosimetrists	28	\$75.15	\$62.01	\$74.08	\$79.28	\$156,310
31-9093	Medical Equipment Preparers	1,099	\$23.59	\$18.51	\$22.57	\$28.15	\$49,060
49-9062	Medical Equipment Repairers	798	\$29.75	\$22.79	\$29.13	\$36.46	\$61,880
29-2072	Medical Records Specialists	1,814	\$28.98	\$22.66	\$28.43	\$35.70	\$60,270
19-1042	Medical Scientists, Except Epidemiologists	4,266	\$53.16	\$34.39	\$48.16	\$62.74	\$110,580
43-6013	Medical Secretaries and Administrative Assistants	4,666	\$24.00	\$22.38	\$23.00	\$27.97	\$49,920
31-9094	Medical Transcriptionists	352	\$22.15	\$18.51	\$22.47	\$24.76	\$46,070
13-1121	Meeting, Convention, and Event Planners	1,986	\$37.59	\$23.41	\$30.15	\$42.49	\$78,190
21-1023	Mental Health and Substance Abuse Social Workers	1,337	\$31.45	\$23.47	\$31.69	\$37.72	\$65,410
27-1026	Merchandise Displayers and Window Trimmers	2,147	\$21.90	\$18.17	\$20.59	\$23.39	\$45,550
51-4199	Metal Workers and Plastic Workers, All Other	245	\$24.39	\$17.68	\$22.38	\$28.42	\$50,730
51-4051	Metal-Refining Furnace Operators and Tenders	30	\$22.58	\$18.43	\$23.18	\$23.73	\$46,970
43-5041	Meter Readers, Utilities	206	\$30.35	\$28.86	\$29.16	\$32.06	\$63,130
19-1022	Microbiologists	356	\$36.35	\$27.27	\$34.78	\$44.23	\$75,600
25-2022	Middle School Teachers, Except Special and Career/Technical Education	5,334	-	-	-	-	\$86,200
49-9044	Millwrights	328	\$35.38	\$28.41	\$33.46	\$42.46	\$73,580
51-2090	Miscellaneous Assemblers and Fabricators	10,244	\$20.40	\$17.68	\$18.33	\$22.85	\$42,430
47-4090	Miscellaneous Construction and Related Workers	100	\$28.31	\$20.71	\$28.17	\$35.51	\$58,890
51-9023	Mixing and Blending Machine Setters, Operators, and Tenders	1,093	\$24.43	\$19.21	\$23.04	\$28.42	\$50,810
49-3042	Mobile Heavy Equipment Mechanics, Except Engines	2,355	\$34.01	\$29.13	\$32.40	\$37.72	\$70,730

SOC code	Seattle-Tacoma-Bellevue, Washington MSA occupational title	Estimated employment	Average wage	Percentiles			Annual wage
				25th	50th	75th	
51-9195	Molders, Shapers, and Casters, Except Metal and Plastic	648	\$22.42	\$18.78	\$22.38	\$23.22	\$46,630
51-4072	Molding/Coremaking/ Casting Mach. Setters/Oprs. & Tenders/Metal & Plastic	974	\$19.61	\$17.68	\$18.13	\$22.33	\$40,800
53-3099	Motor Vehicle Operators, All Other	697	\$18.32	\$14.59	\$16.22	\$19.88	\$38,100
49-3051	Motorboat Mechanics and Service Technicians	412	\$27.85	\$23.34	\$28.86	\$30.97	\$57,930
53-5022	Motorboat Operators	35	\$28.65	\$23.87	\$24.66	\$34.24	\$59,600
49-3052	Motorcycle Mechanics	160	\$22.62	\$18.42	\$22.63	\$23.32	\$47,040
51-4081	Multiple Machine Tool Setters, Operators, and Tenders, Metal and Plastic	582	\$24.10	\$18.15	\$20.99	\$30.39	\$50,130
25-4013	Museum Technicians and Conservators	83	\$28.24	\$22.84	\$27.36	\$31.46	\$58,740
27-2041	Music Directors and Composers	71	\$39.68	\$23.72	\$30.20	\$59.68	\$82,540
27-2042	Musicians and Singers	376	\$42.43	\$29.13	\$39.65	\$47.35	-
11-9121	Natural Sciences Managers	1,407	\$90.48	\$63.08	\$79.05	-	\$188,200
15-1244	Network and Computer Systems Administrators	5,480	\$48.53	\$38.20	\$47.64	\$59.88	\$100,940
29-1217	Neurologists	111	\$146.12	\$94.20	-	-	\$303,940
43-4141	New Accounts Clerks	169	\$22.22	\$19.63	\$21.34	\$23.41	\$46,230
27-3023	News Analysts, Reporters, and Journalists	418	\$33.61	\$20.43	\$28.86	\$38.18	\$69,910
17-2161	Nuclear Engineers	19	\$64.98	\$44.31	\$58.22	\$92.44	\$135,150
29-2033	Nuclear Medicine Technologists	143	\$52.73	\$47.61	\$49.63	\$60.36	\$109,670
29-1151	Nurse Anesthetists	123	\$114.96	-	-	-	\$239,110
29-1161	Nurse Midwives	-	\$60.00	\$57.77	\$58.40	\$68.84	\$124,790
29-1171	Nurse Practitioners	2,206	\$66.26	\$61.29	\$62.68	\$78.69	\$137,830
31-1131	Nursing Assistants	13,850	\$19.51	\$17.68	\$18.21	\$22.04	\$40,590
25-1072	Nursing Instructors and Teachers, Postsecondary	811	-	-	-	-	\$84,910
29-1218	Obstetricians and Gynecologists	142	\$136.82	\$94.13	-	-	\$284,590
19-5011	Occupational Health and Safety Specialists	1,557	\$46.52	\$38.36	\$45.87	\$53.05	\$96,760
19-5012	Occupational Health and Safety Technicians	135	\$35.35	\$27.31	\$29.89	\$45.08	\$73,530
29-1122	Occupational Therapists	1,825	\$45.66	\$37.65	\$47.91	\$49.05	\$94,970
31-2011	Occupational Therapy Assistants	347	\$32.05	\$28.90	\$30.06	\$36.19	\$66,660
43-9199	Office and Administrative Support Workers, All Other	2,577	\$22.76	\$18.36	\$21.48	\$25.89	\$47,350
43-9061	Office Clerks, General	29,619	\$22.87	\$18.01	\$22.46	\$26.78	\$47,570
43-9071	Office Machine Operators, Except Computer	1,222	\$20.14	\$16.33	\$20.27	\$23.25	\$41,900
47-2073	Operating Engineers and Other Construction Equipment Operators	4,527	\$39.40	\$30.91	\$38.02	\$47.99	\$81,950
15-2031	Operations Research Analysts	1,259	\$51.80	\$38.57	\$49.08	\$60.41	\$107,730
29-2057	Ophthalmic Medical Technicians	558	\$24.14	\$21.77	\$22.38	\$28.32	\$50,200
29-1241	Ophthalmologists, Except Pediatric	-	\$162.30	-	-	-	\$337,590
29-2081	Opticians, Dispensing	1,000	\$24.14	\$19.52	\$22.69	\$28.44	\$50,220
29-1041	Optometrists	357	\$59.84	\$38.95	\$58.40	\$70.58	\$124,460
43-4151	Order Clerks	23,029	-	-	-	-	-
31-1132	Orderlies	249	\$19.41	\$17.45	\$17.87	\$21.49	\$40,370
29-1242	Orthopedic Surgeons, Except Pediatric	126	-	-	-	-	-
29-2091	Orthotists and Prosthetists	280	\$72.57	\$48.82	\$86.13	\$86.13	\$150,940
49-3053	Outdoor Power Equipment and Other Small Engine Mechanics	368	\$26.32	\$22.75	\$25.97	\$28.82	\$54,740
51-9111	Packaging and Filling Machine Operators and Tenders	2,930	\$19.13	\$16.45	\$18.18	\$20.82	\$39,800
53-7064	Packers and Packers, Hand	4,831	\$18.03	\$14.92	\$18.05	\$18.44	\$37,500
47-2141	Painters, Construction and Maintenance	5,033	\$26.82	\$23.04	\$25.98	\$29.53	\$55,780
51-9123	Painting, Coating, and Decorating Workers	101	\$20.68	\$16.23	\$20.16	\$22.38	\$43,010

SOC code	Seattle-Tacoma-Bellevue, Washington MSA occupational title	Estimated employment	Average wage	Percentiles			Annual wage
				25th	50th	75th	
51-9196	Paper Goods Machine Setters, Operators, and Tenders	463	\$24.51	\$18.29	\$22.94	\$29.12	\$50,980
23-2011	Paralegals and Legal Assistants	4,561	\$37.00	\$28.15	\$35.81	\$47.53	\$76,960
29-2043	Paramedics	962	\$45.33	\$45.09	\$47.10	\$47.61	\$94,290
53-6021	Parking Attendants	1,538	\$17.03	\$14.59	\$17.45	\$18.02	\$35,420
33-3041	Parking Enforcement Workers	144	-	-	-	-	-
41-2022	Parts Salespersons	2,688	\$21.88	\$17.65	\$20.38	\$23.60	\$45,510
53-6061	Passenger Attendants	249	\$18.06	\$14.91	\$18.37	\$18.37	\$37,570
47-2071	Paving, Surfacing, and Tamping Equipment Operators	-	\$29.54	\$26.31	\$29.76	\$37.82	\$61,440
43-3051	Payroll and Timekeeping Clerks	2,741	\$28.81	\$23.23	\$29.13	\$31.15	\$59,930
29-1243	Pediatric Surgeons	16	\$157.21	\$94.21	-	-	\$326,990
29-1221	Pediatricians, General	122	\$98.63	\$63.08	\$79.64	-	\$205,140
39-9099	Personal Care and Service Workers, All Other	-	\$14.82	\$14.38	\$14.38	\$14.38	\$30,830
13-2052	Personal Financial Advisors	3,336	\$71.10	\$36.76	\$56.42	-	\$147,880
11-9179	Personal Service Managers, All Other	32	\$35.07	\$23.50	\$29.14	\$47.35	\$72,940
37-2021	Pest Control Workers	693	\$28.10	\$21.55	\$28.20	\$36.52	\$58,450
37-3012	Pesticide Handlers, Sprayers, and Applicators, Vegetation	-	\$28.44	\$22.00	\$22.52	\$30.52	\$59,160
29-1051	Pharmacists	4,151	\$66.19	\$62.01	\$66.34	\$74.92	\$137,670
31-9095	Pharmacy Aides	1,026	\$18.15	\$15.87	\$17.84	\$18.29	\$37,740
29-2052	Pharmacy Technicians	4,293	\$23.49	\$22.10	\$22.82	\$26.42	\$48,850
25-1126	Philosophy and Religion Teachers, Postsecondary	219	-	-	-	-	\$79,300
31-9097	Phlebotomists	1,284	\$22.28	\$18.25	\$21.93	\$22.97	\$46,340
27-4021	Photographers	628	\$31.64	\$18.74	\$36.00	\$43.62	\$65,810
51-9151	Photographic Process Workers and Processing Machine Operators	51	\$23.38	\$15.95	\$21.02	\$28.31	\$48,630
19-2099	Physical Scientists, All Other	232	\$61.27	\$48.89	\$59.85	\$69.42	\$127,430
31-2022	Physical Therapist Aides	279	\$17.30	\$14.80	\$16.42	\$17.86	\$35,980
31-2021	Physical Therapist Assistants	681	\$29.83	\$23.81	\$29.72	\$36.29	\$62,050
29-1123	Physical Therapists	2,531	\$48.79	\$43.76	\$48.01	\$56.24	\$101,490
29-1071	Physician Assistants	1,389	\$67.02	\$60.60	\$62.98	\$77.48	\$139,400
29-1229	Physicians, All Other	2,619	\$129.27	\$88.38	-	-	\$268,890
29-1222	Physicians, Pathologists	222	\$155.22	-	-	-	\$322,860
19-2012	Physicists	205	\$64.39	\$37.94	\$60.80	\$76.70	\$133,930
25-1054	Physics Teachers, Postsecondary	180	-	-	-	-	\$97,150
47-2072	Pile Driver Operators	136	\$42.67	\$37.52	\$47.27	\$48.01	\$88,750
47-2151	Pipelayers	688	\$33.62	\$29.68	\$36.65	\$37.83	\$69,930
51-8099	Plant and System Operators, All Other	92	\$35.96	\$33.02	\$33.13	\$35.51	\$74,800
47-2161	Plasterers and Stucco Masons	88	\$31.53	\$23.42	\$26.62	\$46.36	\$65,590
51-4193	Plating Machine Setters, Operators, and Tenders, Metal and Plastic	243	\$22.02	\$17.68	\$21.31	\$23.22	\$45,800
47-2152	Plumbers, Pipefitters, and Steamfitters	5,879	\$41.37	\$29.13	\$37.70	\$49.63	\$86,040
29-1081	Podiatrists	84	\$89.32	\$68.53	\$87.39	-	\$185,790
33-3051	Police and Sheriff's Patrol Officers	4,520	\$48.24	\$40.75	\$48.24	\$51.03	\$100,340
25-1065	Political Science Teachers, Postsecondary	143	-	-	-	-	\$87,210
19-3094	Political Scientists	172	\$54.27	\$38.06	\$58.66	\$64.61	\$112,880
43-5051	Postal Service Clerks	644	\$26.10	\$22.15	\$25.28	\$30.87	\$54,290
43-5052	Postal Service Mail Carriers	3,496	\$26.76	\$20.76	\$26.10	\$32.32	\$55,650
43-5053	Postal Service Mail Sorters, Processors, and Processing Machine Operators	1,503	\$25.95	\$21.29	\$30.20	\$30.87	\$53,970

SOC code	Seattle-Tacoma-Bellevue, Washington MSA occupational title	Estimated employment	Average wage	Percentiles			Annual wage
				25th	50th	75th	
11-9131	Postmasters and Mail Superintendents	52	\$41.89	\$36.71	\$38.59	\$45.96	\$87,140
25-1199	Postsecondary Teachers, All Other	288	-	-	-	-	\$83,850
51-8012	Power Distributors and Dispatchers	92	\$63.25	\$53.23	\$62.76	\$74.79	\$131,560
51-8013	Power Plant Operators	114	\$53.17	\$48.82	\$50.05	\$61.99	\$110,600
49-9069	Precision Instrument and Equipment Repairers, All Other	80	\$32.58	\$25.10	\$30.00	\$36.66	\$67,770
51-5111	Prepress Technicians and Workers	200	\$22.72	\$18.66	\$21.75	\$28.86	\$47,270
25-2011	Preschool Teachers, Except Special Education	6,513	\$18.47	\$15.93	\$17.62	\$21.22	\$38,420
51-6021	Pressers, Textile, Garment, and Related Materials	252	\$16.30	\$14.38	\$17.45	\$17.77	\$33,910
51-5113	Print Binding and Finishing Workers	512	\$21.33	\$18.18	\$18.33	\$23.51	\$44,370
51-5112	Printing Press Operators	1,516	\$24.21	\$18.49	\$23.13	\$28.66	\$50,360
33-9021	Private Detectives and Investigators	341	\$35.34	\$22.28	\$32.56	\$49.73	\$73,510
21-1092	Probation Officers and Correctional Treatment Specialists	771	\$36.37	\$30.51	\$36.28	\$39.47	\$75,660
43-3061	Procurement Clerks	1,408	\$22.29	\$18.49	\$22.72	\$23.77	\$46,370
27-2012	Producers and Directors	1,479	\$39.62	\$27.31	\$36.93	\$47.65	\$82,410
51-9199	Production Workers, All Other	844	\$20.46	\$17.64	\$17.66	\$19.07	\$42,550
43-5061	Production, Planning, and Expediting Clerks	5,625	\$27.36	\$19.44	\$24.72	\$30.50	\$56,920
13-1082	Project Management Specialists	14,159	\$60.25	\$46.75	\$61.30	\$75.83	\$125,330
43-9081	Proofreaders and Copy Markers	77	\$21.54	\$17.82	\$18.50	\$23.35	\$44,800
13-2020	Property Appraisers and Assessors	484	\$48.28	\$36.87	\$46.41	\$58.95	\$100,420
11-9141	Property, Real Estate, and Community Association Managers	1,665	\$52.66	\$37.09	\$47.35	\$62.38	\$109,540
33-9099	Protective Service Workers, All Other	1,943	\$23.84	\$16.48	\$22.46	\$28.42	\$49,590
29-2053	Psychiatric Technicians	574	\$23.10	\$22.35	\$23.01	\$23.01	\$48,040
29-1223	Psychiatrists	225	\$156.46	-	-	-	\$325,450
19-3039	Psychologists, All Other	328	\$51.05	\$46.25	\$53.38	\$59.85	\$106,180
25-1066	Psychology Teachers, Postsecondary	1,003	-	-	-	-	\$78,280
11-2032	Public Relations Managers	903	\$73.98	\$53.70	\$63.47	\$83.91	\$153,880
27-3031	Public Relations Specialists	3,631	\$43.42	\$29.79	\$38.40	\$49.24	\$90,310
43-5031	Public Safety Telecommunicators	618	\$34.06	\$29.46	\$36.82	\$37.55	\$70,840
11-3061	Purchasing Managers	1,459	\$73.52	\$61.13	\$69.38	\$80.34	\$152,920
29-1124	Radiation Therapists	150	\$55.22	\$47.96	\$58.00	\$60.74	\$114,870
49-2021	Radio, Cellular, and Tower Equipment Installers and Repairers	292	\$37.54	\$29.88	\$38.24	\$47.78	\$78,080
29-2034	Radiologic Technologists and Technicians	1,588	\$39.96	\$36.05	\$38.26	\$47.38	\$83,110
29-1224	Radiologists	1,568	-	-	-	-	-
49-3043	Rail Car Repairers	134	\$23.83	\$22.90	\$23.06	\$23.34	\$49,560
53-4099	Rail Transportation Workers, All Other	26	\$37.12	\$30.56	\$38.29	\$38.29	\$77,200
53-4022	Railroad Brake, Signal, and Switch Operators and Locomotive Firers	27	\$31.94	\$16.91	\$21.86	\$48.02	\$66,430
41-9021	Real Estate Brokers	598	\$43.84	\$37.86	\$49.09	\$49.51	\$91,180
41-9022	Real Estate Sales Agents	3,421	\$31.66	\$23.26	\$29.58	\$37.82	\$65,860
43-4171	Receptionists and Information Clerks	11,677	\$19.64	\$17.32	\$18.11	\$22.37	\$40,840
25-1193	Recreation and Fitness Studies Teachers, Postsecondary	176	-	-	-	-	\$74,420
39-9032	Recreation Workers	2,071	\$19.32	\$16.07	\$17.74	\$22.13	\$40,180
29-1125	Recreational Therapists	214	\$28.88	\$22.55	\$28.41	\$33.32	\$60,070
49-3092	Recreational Vehicle Service Technicians	304	\$24.07	\$19.27	\$22.64	\$28.39	\$50,060
53-7081	Refuse and Recyclable Material Collectors	1,688	\$29.21	\$21.53	\$29.30	\$36.86	\$60,750
29-1141	Registered Nurses	35,071	\$47.74	\$38.09	\$47.61	\$57.77	\$99,310

SOC code	Seattle-Tacoma-Bellevue, Washington MSA occupational title	Estimated employment	Average wage	Percentiles			Annual wage
				25th	50th	75th	
21-1015	Rehabilitation Counselors	2,254	\$25.35	\$20.44	\$23.13	\$28.97	\$52,720
21-2099	Religious Workers, All Other	499	\$23.47	\$17.89	\$23.38	\$28.84	\$48,820
43-4181	Reservation and Transportation Ticket Agents and Travel Clerks	2,032	\$23.01	\$16.88	\$22.79	\$28.86	\$47,870
39-9041	Residential Advisors	926	\$20.27	\$18.03	\$18.63	\$23.12	\$42,150
29-1126	Respiratory Therapists	1,035	\$40.09	\$37.13	\$37.40	\$46.33	\$83,390
41-2031	Retail Salespersons	47,708	\$18.65	\$15.84	\$16.82	\$18.15	\$38,790
49-9096	Riggers	153	\$35.17	\$29.69	\$36.98	\$38.26	\$73,160
51-4023	Rolling Machine Setters, Operators, and Tenders, Metal and Plastic	156	\$27.16	\$20.64	\$23.55	\$30.00	\$56,490
47-2181	Roofers	2,635	\$30.07	\$23.48	\$28.73	\$36.56	\$62,540
53-5011	Sailors and Marine Oilers	1,340	\$29.41	\$23.82	\$28.60	\$31.97	\$61,170
41-9099	Sales and Related Workers, All Other	1,499	\$22.25	\$17.45	\$17.97	\$22.67	\$46,280
41-9031	Sales Engineers	667	\$66.35	\$49.68	\$61.24	\$80.64	\$138,010
11-2022	Sales Managers	6,672	\$80.98	\$61.13	\$78.06	-	\$168,450
41-3091	Sales Reps. of Svcs., Exc. Advertising, Insurance, Financial Svcs., & Travel	11,149	\$37.20	\$23.68	\$30.33	\$47.35	\$77,370
41-4012	Sales Reps/Wholesale/Mfg, Except Tech/Science Products	21,012	\$39.44	\$26.45	\$35.20	\$47.36	\$82,040
41-4011	Sales Reps/Wholesale/Mfg, Tech/Scientific Products	6,462	\$59.77	\$37.38	\$52.99	\$77.54	\$124,330
51-7041	Sawing Machine Setters, Operators, and Tenders, Wood	424	\$21.04	\$17.50	\$20.25	\$23.22	\$43,760
33-9094	School Bus Monitors	-	\$22.96	\$17.56	\$22.49	\$28.05	\$47,750
19-3034	School Psychologists	650	\$47.89	\$38.54	\$47.64	\$50.73	\$99,600
25-2031	Secondary School Teachers, Except Special and Career/Technical Education	6,889	-	-	-	-	\$88,150
43-6014	Secretaries and Admin. Assistants, Except Legal, Medical, and Executive	17,747	\$24.41	\$21.22	\$23.35	\$28.61	\$50,770
41-3031	Securities, Commodities, and Financial Services Sales Agents	5,546	\$35.77	\$23.55	\$29.36	\$38.11	\$74,390
49-2098	Security and Fire Alarm Systems Installers	887	\$32.35	\$23.34	\$32.14	\$37.79	\$67,280
33-9032	Security Guards	14,394	\$21.09	\$17.82	\$18.83	\$22.51	\$43,870
25-3021	Self-Enrichment Teachers	4,141	\$24.52	\$17.82	\$22.69	\$29.31	\$51,000
51-9012	Separating & Filtering Machine Setters/Operators/Tenders	555	\$26.37	\$21.74	\$24.22	\$29.19	\$54,860
47-4071	Septic Tank Servicers and Sewer Pipe Cleaners	457	\$27.37	\$21.34	\$27.36	\$30.03	\$56,930
27-1027	Set and Exhibit Designers	-	\$33.26	\$23.98	\$30.14	\$47.35	\$69,170
51-6031	Sewing Machine Operators	1,298	\$18.19	\$16.34	\$17.51	\$18.45	\$37,830
47-2211	Sheet Metal Workers	1,865	\$45.12	\$30.37	\$46.76	\$60.71	\$93,840
53-5031	Ship Engineers	548	\$47.92	\$39.43	\$49.97	\$60.70	\$99,670
43-5071	Shipping, Receiving, and Inventory Clerks	13,580	\$23.29	\$18.18	\$22.31	\$26.63	\$48,440
53-3053	Shuttle Drivers and Chauffeurs	1,862	\$19.21	\$17.21	\$17.85	\$22.00	\$39,970
49-9097	Signal and Track Switch Repairers	84	\$45.78	\$38.83	\$47.22	\$47.22	\$95,230
39-5094	Skincare Specialists	1,230	\$31.03	\$21.10	\$30.04	\$38.76	\$64,550
51-3023	Slaughterers and Meat Packers	240	\$16.63	\$14.39	\$14.39	\$17.95	\$34,600
11-9151	Social and Community Service Managers	1,751	\$45.09	\$34.24	\$41.39	\$50.73	\$93,800
21-1093	Social and Human Service Assistants	4,570	\$21.69	\$17.84	\$22.38	\$23.31	\$45,120
19-4061	Social Science Research Assistants	365	\$24.62	\$21.17	\$21.17	\$27.02	\$51,210
25-1069	Social Sciences Teachers, Postsecondary, All Other	52	-	-	-	-	\$77,470
19-3099	Social Scientists and Related Workers, All Other	436	\$47.78	\$35.18	\$44.26	\$57.38	\$99,380
25-1113	Social Work Teachers, Postsecondary	24	-	-	-	-	\$64,780
21-1029	Social Workers, All Other	459	\$39.64	\$30.75	\$42.90	\$47.80	\$82,440
25-1067	Sociology Teachers, Postsecondary	173	-	-	-	-	\$84,720
15-1252	Software Developers	73,862	\$71.26	\$62.00	\$73.06	\$78.77	\$148,220

SOC code	Seattle-Tacoma-Bellevue, Washington MSA occupational title	Estimated employment	Average wage	Percentiles			Annual wage
				25th	50th	75th	
15-1253	Software Quality Assurance Analysts and Testers	9,110	\$51.33	\$37.59	\$49.02	\$62.33	\$106,760
19-1013	Soil and Plant Scientists	470	\$32.82	\$26.99	\$26.99	\$37.64	\$68,260
27-4014	Sound Engineering Technicians	119	\$33.81	\$23.66	\$28.75	\$39.05	\$70,320
25-2059	Special Education Teachers, All Other	52	-	-	-	-	\$80,790
25-2052	Special Education Teachers, Kindergarten and Elementary School	1,607	-	-	-	-	\$84,780
25-2057	Special Education Teachers, Middle School	667	-	-	-	-	\$86,510
25-2051	Special Education Teachers, Preschool	487	-	-	-	-	\$74,470
25-2058	Special Education Teachers, Secondary School	1,052	-	-	-	-	\$87,990
27-1014	Special Effects Artists and Animators	1,954	\$47.06	\$37.38	\$39.51	\$61.63	\$97,880
29-1127	Speech-Language Pathologists	1,548	\$44.84	\$37.65	\$46.59	\$48.97	\$93,260
51-8021	Stationary Engineers and Boiler Operators	258	\$38.86	\$33.03	\$37.16	\$46.84	\$80,830
43-9111	Statistical Assistants	183	\$25.60	\$22.66	\$23.35	\$29.46	\$53,250
15-2041	Statisticians	1,232	\$48.98	\$38.17	\$47.43	\$59.88	\$101,880
53-7065	Stockers and Order Fillers	28,664	\$19.53	\$17.45	\$18.38	\$22.51	\$40,620
47-2022	Stonemasons	-	\$32.04	\$29.25	\$29.64	\$37.66	\$66,650
47-2221	Structural Iron and Steel Workers	1,580	\$42.43	\$37.83	\$47.35	\$48.43	\$88,250
51-2041	Structural Metal Fabricators and Fitters	959	\$24.36	\$18.55	\$22.96	\$29.12	\$50,670
21-1018	Substance Abuse, Behavioral Disorder, and Mental Health Counselors	6,566	\$28.20	\$22.66	\$23.98	\$30.63	\$58,650
25-3031	Substitute Teachers, Short-Term	4,424	\$23.12	\$22.46	\$22.69	\$23.60	\$48,100
53-4041	Subway and Streetcar Operators	121	\$36.69	\$37.80	\$37.80	\$37.80	\$76,320
29-1249	Surgeons, All Other	291	\$147.59	\$38.29	-	-	\$306,980
29-2055	Surgical Technologists	1,159	\$31.27	\$28.43	\$29.11	\$36.58	\$65,040
19-3022	Survey Researchers	253	\$33.25	\$22.79	\$29.13	\$37.13	\$69,170
17-3031	Surveying and Mapping Technicians	549	\$28.14	\$22.89	\$28.32	\$33.12	\$58,530
17-1022	Surveyors	310	\$44.56	\$37.44	\$45.48	\$48.83	\$92,680
43-2011	Switchboard Operators, Including Answering Service	430	\$20.67	\$17.20	\$18.16	\$22.27	\$42,990
51-6052	Tailors, Dressmakers, and Custom Sewers	101	\$22.22	\$18.21	\$22.57	\$28.64	\$46,210
47-2082	Tapers	1,607	\$35.82	\$29.27	\$35.18	\$44.39	\$74,510
13-2082	Tax Preparers	1,160	\$28.74	\$22.66	\$27.68	\$36.18	\$59,780
25-3099	Teachers and Instructors, All Other	673	-	-	-	-	\$65,250
25-9045	Teaching Assistants, Except Postsecondary	15,457	-	-	-	-	\$46,390
25-9044	Teaching Assistants, Postsecondary	3,014	-	-	-	-	\$40,780
27-3042	Technical Writers	1,072	\$42.75	\$36.63	\$38.92	\$47.71	\$88,930
49-2022	Telecommunications Equipment Installers & Repairers, Except Line Installers	2,612	\$31.59	\$24.87	\$31.04	\$36.94	\$65,710
49-9052	Telecommunications Line Installers and Repairers	606	\$30.27	\$22.00	\$29.98	\$36.76	\$62,970
41-9041	Telemarketers	604	\$23.09	\$16.69	\$18.18	\$28.78	\$48,030
43-3071	Tellers	3,623	\$19.92	\$17.97	\$18.11	\$22.15	\$41,440
51-6062	Textile Cutting Machine Setters, Operators, and Tenders	57	\$20.12	\$17.45	\$18.79	\$22.56	\$41,860
51-6063	Textile Knitting and Weaving Machine Setters, Operators, and Tenders	27	\$18.75	\$17.35	\$17.92	\$18.12	\$39,000
51-6099	Textile, Apparel, and Furnishings Workers, All Other	40	\$19.76	\$14.63	\$18.41	\$20.32	\$41,110
29-1129	Therapists, All Other	44	\$40.93	\$37.41	\$37.83	\$47.35	\$85,140
47-2044	Tile and Stone Setters	476	\$26.99	\$23.48	\$24.56	\$29.88	\$56,150
49-3093	Tire Repairers and Changers	1,277	\$18.26	\$16.31	\$17.64	\$19.26	\$37,990
23-2093	Title Examiners, Abstractors, and Searchers	574	\$26.41	\$21.87	\$23.98	\$30.08	\$54,940
51-4111	Tool and Die Makers	827	\$34.51	\$23.79	\$37.13	\$39.52	\$71,790

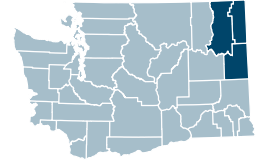
SOC code	Seattle-Tacoma-Bellevue, Washington MSA occupational title	Estimated employment	Average wage	Percentiles			Annual wage
				25th	50th	75th	
51-4194	Tool Grinders, Filers, and Sharpeners	115	\$37.05	\$26.94	\$38.11	\$48.44	\$77,060
39-7010	Tour and travel guides	386	\$24.05	\$18.57	\$21.68	\$27.91	\$50,020
53-6041	Traffic Technicians	22	\$40.55	\$38.30	\$38.58	\$38.59	\$84,340
11-3131	Training and Development Managers	432	\$69.20	\$49.61	\$61.38	\$78.75	\$143,940
13-1151	Training and Development Specialists	4,280	\$40.84	\$29.82	\$38.03	\$48.96	\$84,950
53-6051	Transportation Inspectors	198	\$53.81	\$42.17	\$57.34	\$63.85	\$111,930
53-6099	Transportation Workers, All Other	193	\$25.63	\$18.41	\$20.45	\$30.01	\$53,300
11-3071	Transportation, Storage, and Distribution Managers	1,934	\$57.33	\$43.87	\$53.64	\$69.82	\$119,240
53-1047	Transportation/Material Moving Supervisors/No Cargo Handlers	9,038	\$32.86	\$23.87	\$30.24	\$38.71	\$68,360
41-3041	Travel Agents	806	\$26.90	\$20.54	\$23.40	\$29.64	\$55,960
37-3013	Tree Trimmers and Pruners	1,026	\$27.16	\$24.20	\$28.90	\$28.90	\$56,490
25-3041	Tutors	1,488	\$20.01	\$17.24	\$18.14	\$22.67	\$41,610
27-2023	Umpires, Referees, and Other Sports Officials	92	-	-	-	-	\$39,590
51-6093	Upholsterers	201	\$26.34	\$18.18	\$22.96	\$29.64	\$54,790
19-3051	Urban and Regional Planners	1,098	\$48.14	\$40.53	\$48.70	\$50.73	\$100,120
39-3031	Ushers, Lobby Attendants, and Ticket Takers	620	\$17.61	\$14.77	\$17.34	\$18.19	\$36,620
29-1131	Veterinarians	1,128	\$56.87	\$47.34	\$61.70	\$64.05	\$118,300
31-9096	Veterinary Assistants and Laboratory Animal Caretakers	1,954	\$18.08	\$17.45	\$17.82	\$17.95	\$37,600
29-2056	Veterinary Technologists and Technicians	1,589	\$24.00	\$22.35	\$23.00	\$26.93	\$49,920
35-3031	Waiters and Waitresses	17,148	\$22.64	\$14.67	\$18.27	\$29.30	\$47,080
51-8031	Water and Wastewater Treatment Plant and System Operators	731	\$38.89	\$31.59	\$37.68	\$46.23	\$80,900
15-1255	Web and Digital Interface Designers	13,906	\$69.58	\$56.27	\$72.14	\$90.98	\$144,720
15-1254	Web Developers	2,191	\$52.22	\$37.37	\$48.63	\$62.24	\$108,610
43-5111	Weighers, Measurers, Checkers, and Samplers, Recordkeeping	675	\$23.10	\$20.70	\$22.72	\$26.28	\$48,050
51-4121	Welders, Cutters, Solderers, and Brazers	2,766	\$29.00	\$23.20	\$27.89	\$32.35	\$60,320
51-4122	Welding, Soldering, and Brazing Machine Setters, Operators, and Tenders	66	\$23.82	\$18.55	\$22.95	\$28.90	\$49,540
51-7042	Woodworking Machine Setters, Operators, and Tenders, Except Sawing	549	\$21.11	\$18.12	\$20.08	\$23.08	\$43,900
43-9022	Word Processors and Typists	139	\$23.09	\$18.40	\$22.38	\$25.53	\$48,020
27-3043	Writers and Authors	884	\$38.26	\$29.77	\$38.64	\$45.90	\$79,580
19-1023	Zoologists and Wildlife Biologists	825	\$42.23	\$30.98	\$39.49	\$51.69	\$87,840



# Spokane-Spokane Valley, Washington MSA

## 2022 Occupational Employment and Wage Estimates

Includes Pend Oreille, Spokane and Stevens counties



SOC code	Spokane-Spokane Valley, Washington MSA occupational title	Estimated employment	Average wage	Percentiles			Annual wage
				25th	50th	75th	
13-2011	Accountants and Auditors	2,033	\$35.64	\$28.13	\$32.55	\$39.15	\$74,130
51-9191	Adhesive Bonding Machine Operators and Tenders	17	\$19.38	\$13.69	\$17.14	\$24.58	\$40,310
11-3012	Administrative Services Managers	90	\$52.52	\$37.38	\$50.93	\$60.80	\$109,240
25-3011	Adult Literacy, Remedial Educ., GED Teachers/Instructors	128	\$30.15	\$29.26	\$29.26	\$36.75	\$62,720
41-3011	Advertising Sales Agents	220	\$29.18	\$18.37	\$23.31	\$38.79	\$60,700
17-2011	Aerospace Engineers	-	\$55.86	\$43.02	\$61.11	\$61.11	\$116,190
49-3011	Aircraft Mechanics and Service Technicians	103	\$27.15	\$22.71	\$27.44	\$30.52	\$56,480
39-3091	Amusement and Recreation Attendants	390	\$14.54	\$13.78	\$14.31	\$14.51	\$30,240
39-2021	Animal Caretakers	319	\$15.64	\$13.95	\$14.32	\$15.20	\$32,540
39-2011	Animal Trainers	32	\$17.09	\$14.27	\$14.81	\$17.96	\$35,550
19-3091	Anthropologists and Archeologists	10	\$35.66	\$25.68	\$34.83	\$44.70	\$74,170
23-1022	Arbitrators, Mediators, and Conciliators	19	\$57.31	\$28.97	\$75.12	\$75.12	\$119,200
17-1011	Architects, Except Landscape and Naval	195	\$40.51	\$29.22	\$36.63	\$46.28	\$84,250
17-3011	Architectural and Civil Drafters	155	\$26.75	\$22.35	\$25.61	\$29.06	\$55,640
11-9041	Architectural and Engineering Managers	156	\$69.62	\$61.13	\$63.35	\$78.18	\$144,800
25-4011	Archivists	24	\$27.82	\$24.10	\$28.78	\$29.33	\$57,870
27-1011	Art Directors	39	\$38.31	\$30.31	\$37.38	\$43.36	\$79,680
29-9091	Athletic Trainers	33	-	-	-	-	\$44,610
19-2021	Atmospheric and Space Scientists	20	\$43.34	\$36.08	\$47.18	\$50.20	\$90,140
27-4011	Audio and Video Technicians	67	\$25.30	\$18.48	\$23.34	\$29.36	\$52,630
29-1181	Audiologists	36	\$42.48	\$36.06	\$37.32	\$47.11	\$88,350
49-2097	Audiovisual Equipment Installers and Repairers	21	\$24.89	\$20.48	\$26.12	\$29.81	\$51,760
53-6031	Automotive and Watercraft Service Attendants	291	\$15.71	\$13.99	\$14.49	\$16.94	\$32,670
49-3021	Automotive Body and Related Repairers	269	\$24.42	\$17.74	\$22.55	\$28.73	\$50,800
49-3022	Automotive Glass Installers and Repairers	68	\$20.89	\$17.27	\$21.53	\$23.11	\$43,450
49-3023	Automotive Service Technicians and Mechanics	1,028	\$23.64	\$17.79	\$22.69	\$28.60	\$49,180
49-2091	Avionics Technicians	22	\$22.47	\$18.61	\$23.31	\$25.56	\$46,730
51-3011	Bakers	476	\$16.67	\$14.29	\$16.30	\$17.56	\$34,670
35-3011	Bartenders	643	\$18.42	\$13.78	\$14.31	\$21.76	\$38,310
43-3011	Bill and Account Collectors	182	\$21.15	\$17.53	\$18.29	\$23.18	\$44,000
43-3021	Billing and Posting Clerks	984	\$19.23	\$17.23	\$17.86	\$22.14	\$40,000
19-1029	Biological Scientists, All Other	41	\$40.36	\$34.19	\$40.97	\$42.22	\$83,960
19-4021	Biological Technicians	249	\$23.76	\$18.19	\$23.10	\$29.31	\$49,420
47-2011	Boilermakers	12	\$29.00	\$25.37	\$29.71	\$32.34	\$60,320
43-3031	Bookkeeping, Accounting, and Auditing Clerks	3,019	\$22.37	\$18.05	\$22.08	\$23.55	\$46,520
47-2021	Brickmasons and Blockmasons	79	\$30.39	\$23.37	\$29.08	\$38.13	\$63,200
27-4012	Broadcast Technicians	50	\$27.14	\$18.00	\$23.10	\$29.81	\$56,450
43-4011	Brokerage Clerks	47	\$27.89	\$26.90	\$29.05	\$29.34	\$58,000
13-2031	Budget Analysts	52	\$35.33	\$30.18	\$35.22	\$40.40	\$73,480
49-3031	Bus and Truck Mechanics and Diesel Engine Specialists	626	\$25.39	\$19.94	\$23.39	\$29.70	\$52,800

SOC code	Spokane-Spokane Valley, Washington MSA occupational title	Estimated employment	Average wage	Percentiles			Annual wage
				25th	50th	75th	
53-3051	Bus Drivers, School	648	\$19.63	\$17.58	\$18.51	\$22.49	\$40,820
53-3052	Bus Drivers, Transit and Intercity	446	\$25.63	\$23.60	\$27.30	\$30.02	\$53,300
13-1199	Business Operations Specialists, All Other	2,260	\$33.63	\$23.25	\$30.17	\$38.71	\$69,960
25-1011	Business Teachers, Postsecondary	155	-	-	-	-	\$88,370
51-3021	Butchers and Meat Cutters	275	\$19.26	\$17.09	\$18.05	\$22.43	\$40,050
13-1020	Buyers and Purchasing Agents	772	\$30.93	\$23.43	\$29.17	\$36.98	\$64,330
51-7011	Cabinetmakers and Bench Carpenters	260	\$18.26	\$14.52	\$17.22	\$21.76	\$37,980
27-4031	Camera Operators, Television, Video, and Film	52	\$23.73	\$14.81	\$19.85	\$29.02	\$49,370
29-2031	Cardiovascular Technologists and Technicians	-	\$35.37	\$23.29	\$37.95	\$48.39	\$73,570
25-2023	Career/Technical Education Teachers, Middle School	46	-	-	-	-	\$87,020
25-1194	Career/Technical Education Teachers, Postsecondary	272	\$31.39	\$23.43	\$29.51	\$37.10	\$65,280
25-2032	Career/Technical Education Teachers, Secondary School	187	-	-	-	-	\$81,510
43-5011	Cargo and Freight Agents	33	\$24.58	\$21.97	\$22.82	\$28.73	\$51,120
47-2031	Carpenters	1,586	\$28.97	\$22.41	\$28.24	\$35.62	\$60,260
47-2041	Carpet Installers	46	\$32.33	\$22.38	\$28.29	\$35.62	\$67,250
17-1021	Cartographers and Photogrammetrists	56	\$34.08	\$27.69	\$29.65	\$37.84	\$70,890
41-2011	Cashiers	4,345	\$15.31	\$13.78	\$14.25	\$16.17	\$31,850
47-2051	Cement Masons and Concrete Finishers	524	\$28.28	\$22.18	\$28.98	\$29.44	\$58,830
35-1011	Chefs and Head Cooks	176	\$25.45	\$18.70	\$23.42	\$30.66	\$52,940
19-2031	Chemists	57	\$39.04	\$31.81	\$37.16	\$47.11	\$81,190
11-1011	Chief Executives	181	\$117.76	\$75.57	-	-	\$244,940
21-1021	Child, Family, and School Social Workers	916	\$27.64	\$22.46	\$27.78	\$33.95	\$57,480
39-9011	Childcare Workers	429	\$15.85	\$13.89	\$14.17	\$16.80	\$32,970
29-1011	Chiropractors	54	\$53.41	\$29.12	\$43.96	\$60.56	\$111,090
17-3022	Civil Engineering Technologists and Technicians	161	\$31.22	\$23.34	\$29.65	\$36.96	\$64,930
17-2051	Civil Engineers	619	\$40.88	\$32.84	\$38.16	\$47.76	\$85,020
13-1031	Claims Adjusters, Examiners, and Investigators	491	\$32.90	\$23.16	\$33.15	\$37.87	\$68,440
53-7061	Cleaners of Vehicles and Equipment	598	\$16.20	\$14.09	\$14.82	\$17.61	\$33,690
21-2011	Clergy	85	\$30.33	\$28.59	\$30.02	\$35.86	\$63,080
19-3033	Clinical and Counseling Psychologists	114	\$53.38	\$37.95	\$49.43	\$60.72	\$111,030
29-2010	Clinical Laboratory Technologists and Technicians	833	\$28.00	\$20.52	\$23.29	\$37.69	\$58,250
27-2022	Coaches and Scouts	736	-	-	-	-	\$45,720
51-9124	Coating, Painting, and Spraying Machine Setters, Operators, and Tenders	349	\$21.20	\$17.07	\$18.09	\$22.86	\$44,090
49-9091	Coin, Vending, and Amusement Machine Servicers and Repairers	47	\$20.30	\$17.96	\$19.30	\$22.38	\$42,220
27-1021	Commercial and Industrial Designers	19	\$34.31	\$26.56	\$33.82	\$38.52	\$71,360
53-2012	Commercial Pilots	97	-	-	-	-	\$86,270
25-1122	Communications Teachers, Postsecondary	46	-	-	-	-	\$63,220
21-1099	Community and Social Service Specialists, All Other	197	\$28.56	\$19.37	\$27.84	\$38.14	\$59,410
21-1094	Community Health Workers	288	\$20.63	\$16.33	\$18.51	\$22.97	\$42,920
13-1141	Compensation, Benefits, and Job Analysis Specialists	60	\$38.65	\$29.17	\$36.82	\$47.44	\$80,400
13-1041	Compliance Officers	659	\$34.65	\$27.33	\$32.48	\$39.58	\$72,080
11-3021	Computer and Information Systems Managers	424	\$69.82	\$52.79	\$63.69	\$78.88	\$145,230
17-2061	Computer Hardware Engineers	51	\$52.63	\$37.61	\$51.38	\$61.39	\$109,480
15-1241	Computer Network Architects	121	\$52.67	\$43.25	\$49.57	\$63.42	\$109,550
15-1231	Computer Network Support Specialists	163	\$35.11	\$28.32	\$35.66	\$42.72	\$73,040

SOC code	Spokane-Spokane Valley, Washington MSA occupational title	Estimated employment	Average wage	Percentiles			Annual wage
				25th	50th	75th	
51-9161	Computer Numerically Controlled Tool Operators	151	\$21.47	\$18.20	\$22.73	\$22.95	\$44,650
51-9162	Computer Numerically Controlled Tool Programmers	61	\$31.11	\$23.21	\$29.58	\$37.71	\$64,700
15-1299	Computer Occupations, All Other	597	\$37.36	\$23.07	\$36.35	\$47.81	\$77,720
15-1251	Computer Programmers	89	\$36.11	\$29.58	\$36.05	\$38.25	\$75,120
25-1021	Computer Science Teachers, Postsecondary	75	-	-	-	-	\$90,790
15-1211	Computer Systems Analysts	507	\$43.06	\$35.07	\$41.30	\$47.76	\$89,570
15-1232	Computer User Support Specialists	1,088	\$26.48	\$21.48	\$25.57	\$29.45	\$55,090
49-2011	Computer, Automated Teller, and Office Machine Repairers	131	\$21.55	\$16.85	\$21.51	\$25.82	\$44,830
39-6012	Concierges	17	\$16.23	\$15.29	\$16.11	\$17.34	\$33,750
19-1031	Conservation Scientists	57	\$34.00	\$27.70	\$31.69	\$39.58	\$70,720
47-4011	Construction and Building Inspectors	176	\$34.87	\$29.45	\$36.96	\$38.07	\$72,520
47-2061	Construction Laborers	2,047	\$22.38	\$17.37	\$21.24	\$27.77	\$46,540
11-9021	Construction Managers	586	\$45.94	\$35.93	\$45.34	\$55.78	\$95,550
49-9012	Control and Valve Installers and Repairers, Except Mechanical Door	43	\$47.30	\$38.37	\$48.93	\$48.93	\$98,380
35-2011	Cooks, Fast Food	838	\$15.22	\$14.07	\$14.50	\$16.51	\$31,650
35-2012	Cooks, Institution and Cafeteria	698	\$17.92	\$15.02	\$17.73	\$19.31	\$37,270
35-2014	Cooks, Restaurant	1,829	\$17.01	\$14.72	\$17.18	\$17.71	\$35,380
35-2015	Cooks, Short Order	109	\$16.25	\$14.27	\$14.68	\$17.92	\$33,790
33-3012	Correctional Officers and Jailers	629	\$28.84	\$27.04	\$30.20	\$31.08	\$59,990
13-1051	Cost Estimators	441	\$35.18	\$25.97	\$33.12	\$42.63	\$73,170
41-2021	Counter and Rental Clerks	1,189	\$17.55	\$14.35	\$17.04	\$18.17	\$36,500
43-5021	Couriers and Messengers	110	\$16.58	\$14.88	\$14.88	\$18.64	\$34,480
43-4031	Court, Municipal, and License Clerks	280	\$23.59	\$18.29	\$23.19	\$28.78	\$49,060
53-7021	Crane and Tower Operators	50	\$32.83	\$29.02	\$29.86	\$36.98	\$68,290
13-2041	Credit Analysts	232	\$37.11	\$29.08	\$32.34	\$39.71	\$77,200
43-4041	Credit Authorizers, Checkers, and Clerks	24	\$21.57	\$18.29	\$19.74	\$23.18	\$44,860
13-2071	Credit Counselors	41	\$22.40	\$18.09	\$22.55	\$23.52	\$46,600
33-9091	Crossing Guards and Flaggers	441	\$22.36	\$16.26	\$21.35	\$29.27	\$46,520
51-9021	Crushing, Grinding, and Polishing Machine Setters, Operators, and Tenders	35	\$21.14	\$18.06	\$20.68	\$22.81	\$43,980
43-4051	Customer Service Representatives	3,578	\$18.92	\$14.63	\$17.59	\$21.92	\$39,350
51-4031	Cut/Punch/Press Mach Setters/Oprs/Tenders, Metal/Plastic	283	\$20.28	\$17.73	\$18.13	\$22.67	\$42,190
51-9032	Cutting and Slicing Machine Setters, Operators, and Tenders	77	\$21.08	\$18.13	\$21.99	\$23.38	\$43,850
43-9021	Data Entry Keyers	205	\$16.76	\$14.25	\$14.25	\$17.59	\$34,850
15-2051	Data Scientists	73	\$55.38	\$45.60	\$53.36	\$61.11	\$115,190
15-1242	Database Administrators	91	\$40.42	\$29.48	\$38.60	\$49.25	\$84,070
15-1243	Database Architects	47	\$55.88	\$48.02	\$56.57	\$68.58	\$116,240
41-9011	Demonstrators and Product Promoters	84	\$16.47	\$13.86	\$14.70	\$18.17	\$34,250
31-9091	Dental Assistants	859	\$20.73	\$17.84	\$21.63	\$22.66	\$43,130
29-1292	Dental Hygienists	511	\$46.10	\$39.54	\$47.15	\$47.91	\$95,890
51-9081	Dental Laboratory Technicians	59	\$22.12	\$17.55	\$22.40	\$27.40	\$46,020
29-1021	Dentists, General	183	\$88.96	\$77.05	\$80.30	-	\$185,040
27-1029	Designers, All Other	31	\$32.01	\$25.57	\$30.76	\$41.28	\$66,590
29-2032	Diagnostic Medical Sonographers	150	\$43.25	\$37.32	\$44.76	\$47.49	\$89,950
29-1031	Dietitians and Nutritionists	123	\$31.48	\$29.02	\$29.78	\$36.98	\$65,470
35-9011	Dining Room and Cafeteria Attendants and Bartender Helpers	366	\$14.95	\$13.79	\$14.31	\$14.53	\$31,090

SOC code	Spokane-Spokane Valley, Washington MSA occupational title	Estimated employment	Average wage	Percentiles			Annual wage
				25th	50th	75th	
21-2021	Directors, Religious Activities and Education	14	\$30.47	\$22.20	\$28.01	\$39.43	\$63,370
35-9021	Dishwashers	685	\$15.21	\$13.83	\$14.37	\$16.44	\$31,640
43-5032	Dispatchers, Except Police, Fire, and Ambulance	355	\$24.35	\$19.74	\$23.58	\$28.21	\$50,650
17-3019	Drafters, All Other	26	\$31.52	\$20.04	\$28.64	\$41.24	\$65,560
53-3031	Driver/Sales Workers	904	\$16.58	\$13.85	\$14.01	\$18.18	\$34,490
47-5023	Earth Drillers, Except Oil and Gas	21	\$21.97	\$15.27	\$22.47	\$25.13	\$45,700
27-3041	Editors	88	\$29.82	\$18.25	\$28.30	\$37.24	\$62,030
11-9039	Education Administrators, All Other	49	\$39.14	\$23.55	\$37.24	\$46.90	\$81,410
11-9032	Education Administrators, Kindergarten through Secondary	341	-	-	-	-	\$115,850
11-9033	Education Administrators, Postsecondary	235	\$65.59	\$37.23	\$50.01	\$77.82	\$136,430
11-9031	Education and Childcare Administrators, Preschool and Daycare	104	\$25.99	\$18.97	\$23.94	\$29.46	\$54,060
25-9099	Educational Instruction and Library Workers, All Other	168	\$23.76	\$17.94	\$22.30	\$27.96	\$49,410
21-1012	Educational, Guidance, and Career Counselors and Advisors	424	\$32.96	\$23.54	\$30.34	\$39.09	\$68,550
49-2092	Electric Motor, Power Tool, and Related Repairers	24	\$23.85	\$17.96	\$22.69	\$23.38	\$49,610
17-3023	Electrical and Electronic Engineering Technologists and Technicians	152	\$31.39	\$23.50	\$29.78	\$36.98	\$65,290
17-3012	Electrical and Electronics Drafters	27	\$29.02	\$23.30	\$29.68	\$36.98	\$60,370
49-2094	Electrical and Electronics Repairers, Commercial and Industrial Equipment	68	\$37.80	\$28.32	\$31.34	\$40.57	\$78,630
49-2095	Electrical and Electronics Repairers, Powerhouse, Substation, and Relay	16	\$40.08	\$36.35	\$36.98	\$48.20	\$83,370
17-2071	Electrical Engineers	261	\$50.34	\$37.60	\$48.93	\$61.12	\$104,700
49-9051	Electrical Power-Line Installers and Repairers	196	\$45.48	\$37.55	\$47.33	\$53.23	\$94,590
51-2028	Electrical/Electronic/Electromechanical Assemblers Only	476	\$18.60	\$16.89	\$17.59	\$21.26	\$38,690
47-2111	Electricians	1,097	\$33.34	\$22.62	\$30.09	\$38.46	\$69,350
17-2072	Electronics Engineers, Except Computer	68	\$54.04	\$46.41	\$50.87	\$63.92	\$112,400
25-2021	Elementary School Teachers, Except Special Education	2,258	-	-	-	-	\$78,810
47-4021	Elevator and Escalator Installers and Repairers	63	\$48.42	\$38.57	\$52.43	\$61.11	\$100,720
43-4061	Eligibility Interviewers, Government Programs	396	\$24.97	\$21.65	\$24.75	\$29.43	\$51,940
29-2042	Emergency Medical Technicians	401	\$16.88	\$13.94	\$17.58	\$17.76	\$35,110
51-2031	Engine and Other Machine Assemblers	56	\$27.09	\$26.44	\$28.73	\$28.73	\$56,340
25-1032	Engineering Teachers, Postsecondary	19	-	-	-	-	\$89,010
17-3029	Engineering Technologists and Technicians, Except Drafters, All Other	71	\$31.49	\$23.30	\$29.42	\$36.75	\$65,490
17-2199	Engineers, All Other	100	\$45.14	\$36.17	\$44.70	\$52.34	\$93,880
11-9072	Entertainment and Recreation Managers, Except Gambling	20	\$44.15	\$28.85	\$46.63	\$48.78	\$91,830
39-1014	Entertainment & Recreation Workers Supervisors, Exc. Gambling Services	73	\$22.20	\$18.19	\$18.87	\$28.11	\$46,180
17-2081	Environmental Engineers	70	\$43.73	\$36.50	\$45.90	\$49.03	\$90,970
19-4042	Environmental Science and Protection Technicians, Including Health	32	\$23.63	\$22.28	\$23.01	\$29.43	\$49,140
19-2041	Environmental Scientists and Specialists, Including Health	168	\$35.69	\$29.83	\$34.88	\$37.30	\$74,230
19-1041	Epidemiologists	22	\$43.99	\$37.61	\$45.90	\$48.84	\$91,490
47-5022	Excavating and Loading Machine and Dragline Operators, Surface Mining	55	\$31.10	\$22.61	\$29.09	\$36.50	\$64,690
43-6011	Executive Secretaries and Executive Administrative Assistants	392	\$28.28	\$23.43	\$28.43	\$30.19	\$58,830
39-9031	Exercise Trainers and Group Fitness Instructors	548	\$21.46	\$14.29	\$21.52	\$23.37	\$44,640
51-9041	Extruding, Forming, Pressing, & Compacting Mach. Setters, Oprs. & Tenders	70	\$23.32	\$18.28	\$22.76	\$27.39	\$48,500
11-3013	Facilities Managers	102	\$45.58	\$34.89	\$44.74	\$57.69	\$94,810
25-1192	Family and Consumer Sciences Teachers, Postsecondary	13	-	-	-	-	\$70,520
29-1215	Family Medicine Physicians	86	\$138.14	\$91.18	-	-	\$287,330
45-2092	Farmworkers and Laborers, Crop, Nursery, and Greenhouse	145	\$16.76	\$13.80	\$16.82	\$17.82	\$34,850

SOC code	Spokane-Spokane Valley, Washington MSA occupational title	Estimated employment	Average wage	Percentiles			Annual wage
				25th	50th	75th	
45-2093	Farmworkers, Farm, Ranch, and Aquacultural Animals	43	\$16.76	\$13.69	\$14.25	\$20.86	\$34,860
35-3023	Fast Food and Counter Workers	6,857	\$14.72	\$13.88	\$14.05	\$14.84	\$30,610
43-4071	File Clerks	78	\$18.10	\$14.44	\$17.93	\$21.31	\$37,640
27-4032	Film and Video Editors	13	\$23.34	\$18.45	\$23.06	\$23.09	\$48,540
13-2051	Financial and Investment Analysts	185	\$36.46	\$29.28	\$34.85	\$42.92	\$75,840
43-3099	Financial Clerks, All Other	30	\$22.14	\$17.74	\$20.45	\$22.82	\$46,060
13-2061	Financial Examiners	44	\$33.56	\$22.90	\$29.45	\$44.77	\$69,810
11-3031	Financial Managers	627	\$69.02	\$47.76	\$60.88	\$80.73	\$143,570
13-2054	Financial Risk Specialists	46	\$40.56	\$33.80	\$38.17	\$48.78	\$84,370
13-2099	Financial Specialists, All Other	281	\$34.63	\$23.25	\$29.24	\$38.49	\$72,030
33-2021	Fire Inspectors and Investigators	13	\$45.51	\$38.39	\$47.11	\$50.39	\$94,660
33-2011	Firefighters	827	\$27.58	\$14.29	\$30.23	\$36.58	\$57,360
47-1011	First-Line Supervisors of Construction Trades and Extraction Workers	1,093	\$39.73	\$29.72	\$37.44	\$47.21	\$82,640
33-1011	First-Line Supervisors of Correctional Officers	132	\$39.44	\$35.01	\$38.53	\$41.11	\$82,040
45-1011	First-Line Supervisors of Farming, Fishing, and Forestry Workers	38	\$28.67	\$24.16	\$28.79	\$34.97	\$59,640
33-1021	First-Line Supervisors of Firefighting and Prevention Workers	327	\$45.45	\$37.31	\$47.11	\$49.87	\$94,530
35-1012	First-Line Supervisors of Food Preparation and Serving Workers	2,171	\$20.85	\$17.12	\$18.77	\$22.94	\$43,370
37-1011	First-Line Supervisors of Housekeeping and Janitorial Workers	191	\$22.50	\$17.46	\$20.68	\$26.56	\$46,790
37-1012	First-Line Sprvrs. of Landscaping, Lawn Service, & Groundskeeping Workers	166	\$25.42	\$20.53	\$22.43	\$28.45	\$52,870
49-1011	First-Line Supervisors of Mechanics, Installers, and Repairers	809	\$36.33	\$28.76	\$36.10	\$43.85	\$75,570
41-1012	First-Line Supervisors of Non-Retail Sales Workers	372	\$40.19	\$29.78	\$37.46	\$47.33	\$83,590
43-1011	First-Line Supervisors of Office and Administrative Support Workers	2,174	\$30.35	\$22.91	\$29.02	\$36.05	\$63,140
39-1022	First-Line Supervisors of Personal Service Workers	83	\$24.31	\$18.26	\$22.85	\$28.67	\$50,560
51-1011	First-Line Supervisors of Production and Operating Workers	1,243	\$31.49	\$23.21	\$29.58	\$37.08	\$65,490
33-1099	First-Line Supervisors of Protective Service Workers, All Other	62	\$29.70	\$25.06	\$28.86	\$31.74	\$61,780
41-1011	First-Line Supervisors of Retail Sales Workers	2,299	\$22.96	\$17.79	\$21.70	\$27.78	\$47,750
33-1091	First-Line Supervisors of Security Workers	110	\$25.39	\$15.43	\$22.71	\$30.77	\$52,810
47-2042	Floor Layers, Except Carpet, Wood, and Hard Tiles	60	\$21.39	\$17.41	\$21.84	\$26.48	\$44,490
27-1023	Floral Designers	75	\$16.50	\$14.25	\$16.63	\$17.91	\$34,320
51-3092	Food Batchmakers	246	\$18.27	\$14.38	\$17.08	\$22.95	\$38,010
35-2021	Food Preparation Workers	-	\$16.22	\$14.46	\$15.02	\$16.96	\$33,740
19-4013	Food Science Technicians	32	\$24.24	\$22.55	\$22.83	\$22.83	\$50,430
35-3041	Food Servers, Nonrestaurant	717	\$15.44	\$14.34	\$14.50	\$15.20	\$32,110
11-9051	Food Service Managers	148	\$38.06	\$27.81	\$35.48	\$46.56	\$79,160
19-4071	Forest and Conservation Technicians	125	\$21.10	\$15.15	\$19.52	\$26.36	\$43,890
19-1032	Foresters	52	\$36.80	\$30.82	\$34.74	\$37.98	\$76,530
13-1131	Fundraisers	180	\$30.30	\$22.75	\$28.40	\$37.25	\$63,030
11-2033	Fundraising Managers	33	\$57.56	\$39.83	\$50.27	\$75.68	\$119,730
39-4021	Funeral Attendants	22	\$14.76	\$14.14	\$14.24	\$14.61	\$30,700
51-9051	Furnace, Kiln, Oven, Drier, and Kettle Operators and Tenders	47	\$22.54	\$17.71	\$22.95	\$28.27	\$46,890
11-1021	General and Operations Managers	3,398	\$55.76	\$36.43	\$47.35	\$65.27	\$115,980
19-2042	Geoscientists, Except Hydrologists and Geographers	34	\$42.15	\$29.28	\$40.40	\$54.73	\$87,680
47-2121	Glaziers	145	\$33.19	\$22.55	\$29.63	\$47.56	\$69,030
27-1024	Graphic Designers	337	\$24.52	\$18.44	\$23.51	\$28.88	\$51,000
51-4033	Grind/Lap/Polish/Buf. Mach. Tool Setters, Oprs, & Tenders, Metal & Plastic	225	\$17.82	\$14.45	\$17.59	\$19.94	\$37,060

SOC code	Spokane-Spokane Valley, Washington MSA occupational title	Estimated employment	Average wage	Percentiles			Annual wage
				25th	50th	75th	
51-9022	Grinding and Polishing Workers, Hand	14	\$16.72	\$14.25	\$16.54	\$18.05	\$34,770
37-3019	Grounds Maintenance Workers, All Other	29	\$17.79	\$14.90	\$17.53	\$18.47	\$37,000
39-5012	Hairdressers, Hairstylists, and Cosmetologists	448	\$20.33	\$17.34	\$21.67	\$22.14	\$42,290
47-4041	Hazardous Materials Removal Workers	94	\$22.55	\$17.74	\$20.28	\$27.18	\$46,910
17-2111	Health and Safety Engineers, Except Mining Safety Engineers and Inspectors	11	\$43.32	\$32.68	\$46.57	\$47.76	\$90,110
21-1091	Health Education Specialists	73	\$29.67	\$23.70	\$29.15	\$33.81	\$61,720
29-9021	Health Information Technologists and Medical Registrars	91	\$33.46	\$22.43	\$29.45	\$47.56	\$69,590
25-1071	Health Specialties Teachers, Postsecondary	306	-	-	-	-	\$157,040
29-2099	Health Technologists and Technicians, All Other	366	\$25.00	\$17.62	\$22.32	\$28.87	\$52,010
29-1299	Healthcare Diagnosing or Treating Practitioners, All Other	82	\$39.44	\$29.34	\$31.08	\$45.94	\$82,040
29-9099	Healthcare Practitioners and Technical Workers, All Other	98	\$29.48	\$21.39	\$27.34	\$35.84	\$61,320
21-1022	Healthcare Social Workers	292	\$30.93	\$23.90	\$30.57	\$37.16	\$64,340
31-9099	Healthcare Support Workers, All Other	-	\$19.67	\$16.00	\$18.30	\$22.26	\$40,920
49-9021	Heating, Air Conditioning, and Refrigeration Mechanics and Installers	544	\$26.56	\$21.99	\$23.19	\$29.71	\$55,250
53-3032	Heavy and Tractor-Trailer Truck Drivers	3,159	\$25.92	\$22.36	\$23.83	\$29.80	\$53,900
47-3019	Helpers, Construction Trades, All Other	39	\$22.28	\$17.39	\$21.57	\$28.77	\$46,350
47-5081	Helpers-Extraction Workers	20	\$19.67	\$17.59	\$17.78	\$22.47	\$40,920
49-9098	Helpers-Installation, Maintenance, and Repair Workers	37	\$18.98	\$14.21	\$17.30	\$25.22	\$39,480
51-9198	Helpers-Production Workers	160	\$17.22	\$14.31	\$17.04	\$18.43	\$35,810
47-4051	Highway Maintenance Workers	301	\$25.66	\$23.32	\$25.37	\$28.78	\$53,370
49-9031	Home Appliance Repairers	81	\$21.89	\$17.63	\$22.32	\$22.71	\$45,520
31-1120	Home Health and Personal Care Aides	5,777	\$15.71	\$14.21	\$14.91	\$17.09	\$32,670
35-9031	Hosts and Hostesses, Restaurant, Lounge, and Coffee Shop	462	\$14.92	\$13.80	\$14.21	\$14.47	\$31,030
43-4081	Hotel, Motel, and Resort Desk Clerks	336	\$14.91	\$13.85	\$14.14	\$14.57	\$31,000
43-4161	Human Resources Assistants, Except Payroll and Timekeeping	221	\$21.87	\$18.30	\$22.55	\$23.24	\$45,490
11-3121	Human Resources Managers	179	\$61.80	\$47.59	\$59.66	\$68.24	\$128,540
13-1071	Human Resources Specialists	1,310	\$31.51	\$22.71	\$29.43	\$37.69	\$65,540
19-2043	Hydrologists	27	\$42.71	\$38.27	\$44.77	\$45.90	\$88,850
17-3026	Industrial Engineering Technologists and Technicians	41	\$27.21	\$22.00	\$28.14	\$32.33	\$56,600
17-2112	Industrial Engineers	180	\$45.79	\$36.06	\$44.41	\$58.96	\$95,240
49-9041	Industrial Machinery Mechanics	664	\$27.87	\$22.84	\$28.79	\$30.21	\$57,980
11-3051	Industrial Production Managers	175	\$57.79	\$43.15	\$54.39	\$62.86	\$120,210
53-7051	Industrial Truck and Tractor Operators	836	\$20.39	\$17.15	\$19.49	\$23.88	\$42,400
43-4199	Information and Record Clerks, All Other	326	\$20.07	\$17.74	\$18.89	\$22.53	\$41,740
15-1212	Information Security Analysts	95	\$48.26	\$36.05	\$46.51	\$57.69	\$100,370
51-9061	Inspectors, Testers, Sorters, Samplers, and Weighers	601	\$22.92	\$17.48	\$22.67	\$28.83	\$47,680
49-9099	Installation, Maintenance, and Repair Workers, All Other	124	\$19.81	\$14.53	\$17.82	\$22.64	\$41,200
25-9031	Instructional Coordinators	152	\$34.53	\$26.41	\$30.13	\$46.16	\$71,820
47-2131	Insulation Workers, Floor, Ceiling, and Wall	91	\$23.86	\$18.12	\$22.46	\$25.36	\$49,630
43-9041	Insurance Claims and Policy Processing Clerks	382	\$23.01	\$18.30	\$22.55	\$27.32	\$47,860
41-3021	Insurance Sales Agents	1,265	\$28.92	\$18.37	\$23.10	\$30.78	\$60,150
13-2053	Insurance Underwriters	220	\$40.25	\$30.15	\$37.70	\$51.12	\$83,730
27-1025	Interior Designers	88	\$24.86	\$18.37	\$23.22	\$29.66	\$51,700
27-3091	Interpreters and Translators	13	\$22.03	\$17.88	\$20.64	\$23.51	\$45,820
43-4111	Interviewers, Except Eligibility and Loan	251	\$19.36	\$17.59	\$18.13	\$22.49	\$40,280

SOC code	Spokane-Spokane Valley, Washington MSA occupational title	Estimated employment	Average wage	Percentiles			Annual wage
				25th	50th	75th	
37-2011	Janitors and Cleaners, Except Maids and Housekeeping Cleaners	3,672	\$16.65	\$14.20	\$15.07	\$18.12	\$34,620
51-9071	Jewelers and Precious Stone and Metal Workers	25	\$21.42	\$17.74	\$21.90	\$22.55	\$44,550
23-1023	Judges, Magistrate Judges, and Magistrates	54	\$64.86	\$47.99	\$47.99	\$92.07	\$134,910
25-2012	Kindergarten Teachers, Except Special Education	370	-	-	-	-	\$72,920
13-1075	Labor Relations Specialists	156	\$37.06	\$29.08	\$30.60	\$45.85	\$77,090
53-7062	Laborers and Freight, Stock, and Material Movers, Hand	4,345	\$17.24	\$14.17	\$16.60	\$18.18	\$35,860
17-1012	Landscape Architects	44	\$28.58	\$20.03	\$28.19	\$35.10	\$59,440
37-3011	Landscaping and Groundskeeping Workers	1,622	\$18.04	\$14.62	\$17.22	\$20.90	\$37,530
51-6011	Laundry and Dry-Cleaning Workers	295	\$15.28	\$14.07	\$14.18	\$16.79	\$31,770
23-1011	Lawyers	707	\$52.72	\$36.87	\$47.30	\$61.63	\$109,660
43-6012	Legal Secretaries and Administrative Assistants	342	\$22.44	\$18.06	\$22.53	\$23.40	\$46,680
23-2099	Legal Support Workers, All Other	184	\$27.04	\$23.39	\$25.90	\$29.79	\$56,230
11-1031	Legislators	84	-	-	-	-	\$122,020
25-4022	Librarians and Media Collections Specialists	111	\$35.06	\$28.91	\$35.05	\$45.58	\$72,930
43-4121	Library Assistants, Clerical	164	\$17.80	\$14.52	\$17.94	\$18.06	\$37,010
25-4031	Library Technicians	44	\$21.89	\$18.25	\$21.14	\$23.30	\$45,530
29-2061	Licensed Practical and Licensed Vocational Nurses	674	\$28.89	\$25.98	\$28.65	\$31.15	\$60,080
19-4099	Life, Physical, and Social Science Technicians, All Other	58	\$24.85	\$18.61	\$23.01	\$30.38	\$51,690
33-9092	Lifeguards, Ski Patrol, and Other Recreational Protective Service Workers	103	\$14.32	\$13.69	\$14.27	\$14.27	\$29,790
53-3033	Light Truck Drivers	2,144	\$19.95	\$14.61	\$17.68	\$22.49	\$41,500
43-4131	Loan Interviewers and Clerks	447	\$22.74	\$18.29	\$22.72	\$24.29	\$47,290
13-2072	Loan Officers	960	\$37.01	\$22.88	\$28.91	\$46.36	\$76,970
49-9094	Locksmiths and Safe Repairers	28	\$22.72	\$19.73	\$22.08	\$23.39	\$47,250
11-9081	Lodging Managers	72	\$30.71	\$21.83	\$23.93	\$37.28	\$63,880
45-4022	Logging Equipment Operators	141	\$25.96	\$22.55	\$27.51	\$28.20	\$54,000
13-1081	Logisticians	93	\$34.62	\$26.54	\$34.17	\$41.49	\$72,020
53-7063	Machine Feeders and Offbearers	101	\$17.07	\$14.88	\$16.11	\$17.83	\$35,510
51-4041	Machinists	512	\$24.95	\$22.20	\$23.65	\$29.23	\$51,890
29-2035	Magnetic Resonance Imaging Technologists	70	\$39.37	\$36.08	\$37.82	\$45.58	\$81,890
37-2012	Maids and Housekeeping Cleaners	1,222	\$14.89	\$13.96	\$14.19	\$14.78	\$30,970
43-9051	Mail Clerks and Mail Machine Operators, Except Postal Service	115	\$16.41	\$14.26	\$15.41	\$17.58	\$34,130
49-9071	Maintenance and Repair Workers, General	2,243	\$22.07	\$17.40	\$22.04	\$26.01	\$45,900
49-9043	Maintenance Workers, Machinery	45	\$24.11	\$20.05	\$22.88	\$28.01	\$50,150
13-1111	Management Analysts	780	\$44.25	\$29.89	\$38.87	\$52.75	\$92,050
11-9199	Managers, All Other	718	\$63.15	\$47.14	\$57.58	\$77.94	\$131,360
39-5092	Manicurists and Pedicurists	244	\$17.71	\$14.47	\$17.10	\$20.82	\$36,840
13-1161	Market Research Analysts and Marketing Specialists	1,078	\$31.83	\$22.71	\$28.91	\$37.73	\$66,210
11-2021	Marketing Managers	231	\$64.63	\$46.53	\$56.59	\$77.71	\$134,440
21-1013	Marriage and Family Therapists	12	\$26.48	\$20.87	\$25.13	\$33.80	\$55,070
31-9011	Massage Therapists	179	\$25.58	\$15.52	\$25.13	\$30.71	\$53,200
17-2131	Materials Engineers	13	\$51.81	\$44.23	\$48.07	\$61.55	\$107,760
19-2032	Materials Scientists	31	\$46.07	\$29.93	\$38.22	\$62.52	\$95,830
15-2099	Mathematical Science Occupations, All Other	24	\$28.35	\$18.40	\$22.71	\$35.83	\$58,980
51-3022	Meat, Poultry, and Fish Cutters and Trimmers	-	\$16.33	\$14.34	\$17.34	\$17.84	\$33,960
17-3013	Mechanical Drafters	169	\$24.09	\$18.27	\$22.95	\$28.95	\$50,110

SOC code	Spokane-Spokane Valley, Washington MSA occupational title	Estimated employment	Average wage	Percentiles			Annual wage
				25th	50th	75th	
17-3027	Mechanical Engineering Technologists and Technicians	41	\$29.34	\$22.83	\$29.02	\$37.20	\$61,020
17-2141	Mechanical Engineers	358	\$41.26	\$30.00	\$38.16	\$47.76	\$85,830
27-3099	Media and Communication Workers, All Other	13	\$21.80	\$17.46	\$19.85	\$23.01	\$45,340
11-9111	Medical and Health Services Managers	432	\$56.23	\$37.05	\$49.09	\$64.95	\$116,950
31-9092	Medical Assistants	1,491	\$20.08	\$17.53	\$20.83	\$22.22	\$41,760
31-9093	Medical Equipment Preparers	282	\$20.21	\$18.30	\$18.30	\$23.15	\$42,040
49-9062	Medical Equipment Repairers	72	\$31.00	\$21.08	\$33.72	\$37.39	\$64,470
29-2072	Medical Records Specialists	324	\$23.04	\$17.74	\$22.23	\$28.67	\$47,920
19-1042	Medical Scientists, Except Epidemiologists	210	\$33.42	\$23.38	\$29.95	\$37.38	\$69,510
43-6013	Medical Secretaries and Administrative Assistants	607	\$19.99	\$17.74	\$18.29	\$22.44	\$41,590
31-9094	Medical Transcriptionists	118	\$19.29	\$17.05	\$18.98	\$22.22	\$40,110
13-1121	Meeting, Convention, and Event Planners	142	\$25.04	\$19.85	\$22.97	\$28.89	\$52,070
21-1023	Mental Health and Substance Abuse Social Workers	342	\$23.83	\$14.71	\$18.48	\$34.11	\$49,570
27-1026	Merchandise Displayers and Window Trimmers	221	\$17.79	\$14.57	\$17.41	\$20.63	\$37,010
51-4199	Metal Workers and Plastic Workers, All Other	31	\$18.13	\$14.29	\$17.78	\$19.49	\$37,720
43-5041	Meter Readers, Utilities	56	\$27.39	\$23.19	\$29.91	\$29.91	\$56,960
25-2022	Middle School Teachers, Except Special and Career/Technical Education	827	-	-	-	-	\$78,890
49-9044	Millwrights	81	\$27.60	\$22.85	\$28.28	\$29.20	\$57,400
51-2090	Miscellaneous Assemblers and Fabricators	1,336	\$18.08	\$14.46	\$17.59	\$21.19	\$37,610
47-4090	Miscellaneous Construction and Related Workers	28	\$23.67	\$18.03	\$22.89	\$28.95	\$49,230
51-9023	Mixing and Blending Machine Setters, Operators, and Tenders	161	\$20.45	\$17.19	\$19.49	\$22.41	\$42,540
49-3042	Mobile Heavy Equipment Mechanics, Except Engines	342	\$30.19	\$26.11	\$29.07	\$35.84	\$62,800
51-9195	Molders, Shapers, and Casters, Except Metal and Plastic	121	\$20.48	\$17.53	\$18.45	\$23.38	\$42,600
51-4072	Molding/Coremaking/ Casting Mach. Setters/Oprs. & Tenders/Metal & Plastic	374	\$18.69	\$14.56	\$17.59	\$21.00	\$38,880
39-4031	Morticians, Undertakers, and Funeral Arrangers	57	\$29.54	\$22.55	\$28.18	\$35.83	\$61,450
53-3099	Motor Vehicle Operators, All Other	62	\$16.81	\$14.13	\$14.49	\$17.32	\$34,970
49-3051	Motorboat Mechanics and Service Technicians	35	\$21.84	\$17.35	\$21.55	\$27.12	\$45,430
49-3052	Motorcycle Mechanics	61	\$21.20	\$14.53	\$17.81	\$22.45	\$44,090
51-4081	Multiple Machine Tool Setters, Operators, and Tenders, Metal and Plastic	57	\$23.30	\$17.59	\$26.45	\$26.46	\$48,460
27-2041	Music Directors and Composers	15	\$30.27	\$22.75	\$28.34	\$30.19	\$62,960
11-9121	Natural Sciences Managers	40	\$59.06	\$45.90	\$53.15	\$63.01	\$122,840
15-1244	Network and Computer Systems Administrators	359	\$40.38	\$33.69	\$38.36	\$47.11	\$83,990
43-4141	New Accounts Clerks	52	\$19.79	\$17.36	\$17.88	\$21.80	\$41,160
27-3023	News Analysts, Reporters, and Journalists	135	\$25.03	\$17.38	\$18.53	\$28.07	\$52,060
29-2033	Nuclear Medicine Technologists	30	\$47.87	\$42.72	\$47.44	\$48.56	\$99,580
29-1151	Nurse Anesthetists	-	\$130.78	\$88.83	-	-	\$272,020
29-1161	Nurse Midwives	23	\$53.21	\$45.08	\$57.69	\$61.63	\$110,680
29-1171	Nurse Practitioners	310	\$56.31	\$48.19	\$56.86	\$62.16	\$117,120
31-1131	Nursing Assistants	2,623	\$16.94	\$14.53	\$17.36	\$18.03	\$35,240
25-1072	Nursing Instructors and Teachers, Postsecondary	192	-	-	-	-	\$74,000
19-5011	Occupational Health and Safety Specialists	142	\$38.98	\$30.00	\$37.16	\$47.08	\$81,080
29-1122	Occupational Therapists	237	\$38.90	\$35.88	\$37.82	\$45.97	\$80,920
31-2011	Occupational Therapy Assistants	101	\$29.00	\$23.59	\$29.23	\$35.08	\$60,330
43-9199	Office and Administrative Support Workers, All Other	417	\$20.42	\$17.59	\$18.36	\$22.79	\$42,480
43-9061	Office Clerks, General	4,942	\$19.89	\$16.53	\$18.13	\$22.47	\$41,380



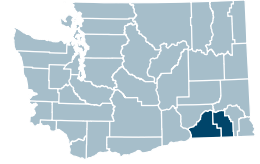
SOC code	Spokane-Spokane Valley, Washington MSA occupational title	Estimated employment	Average wage	Percentiles			Annual wage
				25th	50th	75th	
43-9071	Office Machine Operators, Except Computer	-	\$16.53	\$13.92	\$17.63	\$17.64	\$34,390
47-2073	Operating Engineers and Other Construction Equipment Operators	681	\$31.54	\$23.92	\$28.96	\$37.41	\$65,590
15-2031	Operations Research Analysts	53	\$35.04	\$28.47	\$33.54	\$38.36	\$72,880
51-9083	Ophthalmic Laboratory Technicians	36	\$18.46	\$17.92	\$17.92	\$20.51	\$38,390
29-2057	Ophthalmic Medical Technicians	232	\$20.19	\$17.61	\$18.32	\$22.20	\$42,000
29-1241	Ophthalmologists, Except Pediatric	-	\$162.79	-	-	-	\$338,600
29-2081	Opticians, Dispensing	161	\$20.39	\$17.43	\$17.94	\$22.65	\$42,410
29-1041	Optometrists	89	\$63.47	\$37.61	\$60.40	\$78.88	\$132,020
43-4151	Order Clerks	322	\$19.40	\$15.45	\$19.49	\$22.85	\$40,360
29-2091	Orthotists and Prosthetists	11	\$41.74	\$31.08	\$37.95	\$44.70	\$86,820
49-3053	Outdoor Power Equipment and Other Small Engine Mechanics	78	\$23.66	\$20.27	\$22.61	\$28.75	\$49,200
51-9111	Packaging and Filling Machine Operators and Tenders	365	\$18.42	\$14.62	\$17.59	\$22.08	\$38,310
53-7064	Packers and Packers, Hand	799	\$17.21	\$14.23	\$14.76	\$18.18	\$35,800
47-2141	Painters, Construction and Maintenance	598	\$23.01	\$18.03	\$22.55	\$26.80	\$47,860
51-9196	Paper Goods Machine Setters, Operators, and Tenders	67	\$25.36	\$18.30	\$22.59	\$28.61	\$52,760
23-2011	Paralegals and Legal Assistants	418	\$27.57	\$22.53	\$23.06	\$29.97	\$57,340
29-2043	Paramedics	159	\$34.24	\$22.43	\$39.84	\$45.93	\$71,220
53-6021	Parking Attendants	148	\$14.67	\$13.69	\$14.42	\$14.76	\$30,510
41-2022	Parts Salespersons	586	\$18.39	\$14.36	\$17.21	\$20.09	\$38,250
43-3051	Payroll and Timekeeping Clerks	299	\$24.42	\$22.18	\$23.28	\$27.82	\$50,790
39-9099	Personal Care and Service Workers, All Other	-	\$14.18	\$14.14	\$14.14	\$14.14	\$29,490
13-2052	Personal Financial Advisors	335	\$63.40	\$28.69	\$47.82	\$91.69	\$131,870
37-2021	Pest Control Workers	184	\$21.43	\$14.72	\$18.40	\$27.38	\$44,580
37-3012	Pesticide Handlers, Sprayers, and Applicators, Vegetation	98	\$21.44	\$18.17	\$21.58	\$22.39	\$44,600
29-1051	Pharmacists	707	\$61.09	\$58.57	\$62.04	\$73.31	\$127,070
31-9095	Pharmacy Aides	122	\$16.12	\$13.85	\$14.64	\$16.72	\$33,530
29-2052	Pharmacy Technicians	669	\$21.14	\$17.76	\$21.96	\$22.65	\$43,960
25-1126	Philosophy and Religion Teachers, Postsecondary	46	-	-	-	-	\$71,530
31-9097	Phlebotomists	327	\$19.26	\$17.59	\$18.11	\$22.01	\$40,060
27-4021	Photographers	82	\$20.62	\$14.26	\$19.30	\$23.35	\$42,890
31-2022	Physical Therapist Aides	96	\$15.71	\$14.11	\$14.25	\$16.97	\$32,680
31-2021	Physical Therapist Assistants	163	\$26.47	\$23.01	\$27.39	\$29.83	\$55,050
29-1123	Physical Therapists	491	\$42.76	\$36.92	\$40.31	\$48.63	\$88,930
29-1071	Physician Assistants	197	\$62.05	\$49.89	\$61.13	\$73.82	\$129,060
29-1229	Physicians, All Other	369	\$121.06	\$78.63	-	-	\$251,810
47-2151	Pipelayers	87	\$26.80	\$23.32	\$28.31	\$28.31	\$55,750
51-8099	Plant and System Operators, All Other	21	\$30.34	\$28.30	\$28.73	\$30.25	\$63,100
51-4193	Plating Machine Setters, Operators, and Tenders, Metal and Plastic	48	\$18.08	\$14.92	\$18.02	\$18.45	\$37,600
47-2152	Plumbers, Pipefitters, and Steamfitters	769	\$33.98	\$22.66	\$29.26	\$45.46	\$70,680
33-3051	Police and Sheriff's Patrol Officers	636	\$39.14	\$31.89	\$40.21	\$46.87	\$81,420
43-5051	Postal Service Clerks	149	\$25.09	\$22.15	\$24.64	\$27.13	\$52,190
43-5052	Postal Service Mail Carriers	617	\$25.54	\$19.06	\$24.32	\$32.32	\$53,130
43-5053	Postal Service Mail Sorters, Processors, and Processing Machine Operators	271	\$23.63	\$18.85	\$22.25	\$27.04	\$49,160
11-9131	Postmasters and Mail Superintendents	24	\$38.74	\$34.94	\$37.43	\$40.54	\$80,590
51-8013	Power Plant Operators	45	\$43.10	\$37.16	\$46.89	\$49.72	\$89,660

SOC code	Spokane-Spokane Valley, Washington MSA occupational title	Estimated employment	Average wage	Percentiles			Annual wage
				25th	50th	75th	
51-5111	Prepress Technicians and Workers	24	\$19.46	\$17.51	\$18.09	\$22.29	\$40,470
25-2011	Preschool Teachers, Except Special Education	749	\$16.24	\$14.09	\$14.25	\$17.39	\$33,770
51-6021	Pressers, Textile, Garment, and Related Materials	36	\$14.99	\$13.71	\$14.14	\$16.80	\$31,190
51-5113	Print Binding and Finishing Workers	24	\$18.73	\$14.45	\$17.88	\$22.22	\$38,960
51-5112	Printing Press Operators	213	\$21.06	\$17.52	\$21.91	\$22.93	\$43,810
33-9021	Private Detectives and Investigators	68	\$25.15	\$18.08	\$19.35	\$31.38	\$52,310
21-1092	Probation Officers and Correctional Treatment Specialists	209	\$32.23	\$29.43	\$32.10	\$35.01	\$67,040
43-3061	Procurement Clerks	165	\$19.61	\$17.59	\$18.45	\$22.44	\$40,790
27-2012	Producers and Directors	160	\$29.79	\$18.71	\$24.26	\$32.09	\$61,950
51-9199	Production Workers, All Other	91	\$18.31	\$13.78	\$16.61	\$20.67	\$38,070
43-5061	Production, Planning, and Expediting Clerks	540	\$22.96	\$17.13	\$22.52	\$28.73	\$47,760
13-1082	Project Management Specialists	448	\$43.21	\$33.63	\$41.72	\$48.92	\$89,880
43-9081	Proofreaders and Copy Markers	18	\$19.48	\$15.52	\$18.30	\$23.18	\$40,520
13-2020	Property Appraisers and Assessors	68	\$34.47	\$23.57	\$29.93	\$43.52	\$71,700
11-9141	Property, Real Estate, and Community Association Managers	152	\$43.09	\$29.02	\$42.52	\$54.33	\$89,630
33-9099	Protective Service Workers, All Other	464	\$18.99	\$14.25	\$15.18	\$24.27	\$39,500
29-1223	Psychiatrists	50	-	-	-	-	-
19-3039	Psychologists, All Other	20	\$45.25	\$31.08	\$53.15	\$57.58	\$94,110
11-2032	Public Relations Managers	65	\$58.36	\$42.01	\$53.10	\$70.09	\$121,380
27-3031	Public Relations Specialists	243	\$33.13	\$23.64	\$30.47	\$38.89	\$68,920
43-5031	Public Safety Telecommunicators	116	\$26.91	\$22.58	\$28.13	\$31.31	\$55,970
11-3061	Purchasing Managers	69	\$56.99	\$47.59	\$53.09	\$61.39	\$118,530
49-2021	Radio, Cellular, and Tower Equipment Installers and Repairers	-	\$37.55	\$33.29	\$41.57	\$42.61	\$78,100
29-2034	Radiologic Technologists and Technicians	345	\$32.42	\$28.52	\$29.78	\$36.98	\$67,430
41-9022	Real Estate Sales Agents	300	\$33.12	\$22.77	\$29.37	\$37.82	\$68,900
43-4171	Receptionists and Information Clerks	1,958	\$16.56	\$14.17	\$16.87	\$17.65	\$34,450
25-1193	Recreation and Fitness Studies Teachers, Postsecondary	70	-	-	-	-	\$64,600
39-9032	Recreation Workers	344	\$17.13	\$14.31	\$14.61	\$17.99	\$35,640
29-1125	Recreational Therapists	50	\$26.75	\$22.50	\$28.35	\$28.73	\$55,630
49-3092	Recreational Vehicle Service Technicians	77	\$21.90	\$17.45	\$21.50	\$27.76	\$45,550
53-7081	Refuse and Recyclable Material Collectors	212	\$24.85	\$22.26	\$28.31	\$28.31	\$51,680
29-1141	Registered Nurses	6,588	\$44.53	\$37.24	\$45.53	\$48.56	\$92,620
21-1015	Rehabilitation Counselors	985	\$22.68	\$19.00	\$21.86	\$23.55	\$47,180
39-9041	Residential Advisors	191	\$16.58	\$14.48	\$14.63	\$17.50	\$34,480
29-1126	Respiratory Therapists	369	\$35.62	\$29.78	\$36.98	\$37.95	\$74,080
41-2031	Retail Salespersons	8,129	\$16.56	\$13.92	\$14.36	\$17.14	\$34,430
51-4023	Rolling Machine Setters, Operators, and Tenders, Metal and Plastic	125	\$25.32	\$23.05	\$29.03	\$29.23	\$52,660
47-2181	Roofers	349	\$25.65	\$22.21	\$22.55	\$28.49	\$53,340
41-9099	Sales and Related Workers, All Other	-	\$18.04	\$14.58	\$14.58	\$17.34	\$37,520
41-9031	Sales Engineers	42	\$56.88	\$38.30	\$53.32	\$77.59	\$118,300
11-2022	Sales Managers	564	\$64.58	\$39.83	\$60.58	\$78.84	\$134,330
41-3091	Sales Reps. of Svcs., Exc. Advertising, Insurance, Financial Svcs., & Travel	1,041	\$32.56	\$22.44	\$28.97	\$37.89	\$67,730
41-4012	Sales Reps/Wholesale/Mfg, Except Tech/Science Products	2,348	\$33.74	\$22.71	\$29.26	\$38.36	\$70,180
41-4011	Sales Reps/Wholesale/Mfg, Tech/Scientific Products	345	\$43.30	\$23.64	\$37.46	\$57.15	\$90,050
51-7041	Sawing Machine Setters, Operators, and Tenders, Wood	160	\$19.58	\$16.76	\$17.92	\$22.11	\$40,730

SOC code	Spokane-Spokane Valley, Washington MSA occupational title	Estimated employment	Average wage	Percentiles			Annual wage
				25th	50th	75th	
19-3034	School Psychologists	112	\$42.64	\$37.16	\$45.05	\$47.12	\$88,700
25-2031	Secondary School Teachers, Except Special and Career/Technical Education	989	-	-	-	-	\$79,340
43-6014	Secretaries and Administrative Assistants, Exc. Legal, Medical, and Executive	2,739	\$20.51	\$17.66	\$21.42	\$22.87	\$42,650
41-3031	Securities, Commodities, and Financial Services Sales Agents	676	\$31.99	\$21.42	\$27.16	\$36.12	\$66,530
49-2098	Security and Fire Alarm Systems Installers	111	\$28.08	\$22.59	\$28.85	\$33.23	\$58,400
33-9032	Security Guards	1,654	\$18.80	\$15.08	\$17.59	\$19.49	\$39,110
25-3021	Self-Enrichment Teachers	391	\$20.66	\$15.52	\$18.32	\$23.17	\$42,980
51-9012	Separating & Filtering Machine Setters/Operators/Tenders	151	\$22.11	\$17.74	\$22.28	\$24.12	\$45,990
47-4071	Septic Tank Servicers and Sewer Pipe Cleaners	97	\$25.26	\$22.58	\$27.88	\$28.78	\$52,540
51-6031	Sewing Machine Operators	151	\$15.49	\$13.72	\$14.29	\$17.42	\$32,210
47-2211	Sheet Metal Workers	206	\$30.13	\$21.69	\$28.41	\$35.76	\$62,670
43-5071	Shipping, Receiving, and Inventory Clerks	1,478	\$18.44	\$14.48	\$17.59	\$21.40	\$38,350
53-3053	Shuttle Drivers and Chauffeurs	275	\$17.47	\$14.49	\$15.72	\$19.83	\$36,340
39-5094	Skincare Specialists	91	\$24.71	\$15.02	\$20.86	\$36.50	\$51,400
11-9151	Social and Community Service Managers	-	\$38.16	\$28.69	\$36.25	\$45.65	\$79,370
21-1093	Social and Human Service Assistants	-	\$18.94	\$14.80	\$17.84	\$22.11	\$39,390
19-4061	Social Science Research Assistants	20	\$23.61	\$18.08	\$22.96	\$29.26	\$49,100
19-3099	Social Scientists and Related Workers, All Other	67	\$36.36	\$31.08	\$35.22	\$40.40	\$75,630
21-1029	Social Workers, All Other	-	\$31.18	\$24.03	\$33.15	\$38.33	\$64,860
15-1252	Software Developers	1,227	\$53.10	\$38.59	\$49.33	\$62.48	\$110,440
15-1253	Software Quality Assurance Analysts and Testers	267	\$42.45	\$28.57	\$36.97	\$49.33	\$88,300
19-1013	Soil and Plant Scientists	26	\$29.17	\$22.16	\$28.14	\$35.72	\$60,680
25-2052	Special Education Teachers, Kindergarten and Elementary School	218	-	-	-	-	\$73,810
25-2057	Special Education Teachers, Middle School	120	-	-	-	-	\$75,140
25-2051	Special Education Teachers, Preschool	74	-	-	-	-	\$63,080
25-2058	Special Education Teachers, Secondary School	177	-	-	-	-	\$78,570
27-1014	Special Effects Artists and Animators	40	\$35.36	\$30.28	\$32.55	\$41.47	\$73,560
29-1127	Speech-Language Pathologists	257	\$38.96	\$35.60	\$37.82	\$45.94	\$81,040
51-8021	Stationary Engineers and Boiler Operators	59	\$31.18	\$29.02	\$29.58	\$35.86	\$64,850
15-2041	Statisticians	26	\$38.50	\$31.08	\$37.38	\$43.00	\$80,080
53-7065	Stockers and Order Fillers	3,573	\$17.51	\$14.49	\$17.25	\$18.24	\$36,410
47-2221	Structural Iron and Steel Workers	188	\$35.18	\$27.97	\$36.65	\$39.22	\$73,170
51-2041	Structural Metal Fabricators and Fitters	200	\$22.02	\$18.00	\$22.61	\$23.16	\$45,810
21-1018	Substance Abuse, Behavioral Disorder, and Mental Health Counselors	1,684	\$25.64	\$18.52	\$23.41	\$29.49	\$53,330
25-3031	Substitute Teachers, Short-Term	951	\$17.90	\$17.58	\$17.58	\$17.68	\$37,220
29-2055	Surgical Technologists	302	\$28.90	\$23.11	\$28.78	\$29.45	\$60,110
17-3031	Surveying and Mapping Technicians	65	\$23.58	\$17.97	\$22.64	\$28.71	\$49,050
17-1022	Surveyors	62	\$37.24	\$28.95	\$36.44	\$46.82	\$77,460
43-2011	Switchboard Operators, Including Answering Service	161	\$19.13	\$14.41	\$16.85	\$20.39	\$39,790
47-2082	Tapers	138	\$27.89	\$22.60	\$28.09	\$29.02	\$58,000
13-2081	Tax Examiners and Collectors, and Revenue Agents	40	\$34.90	\$30.16	\$32.48	\$37.25	\$72,580
13-2082	Tax Preparers	134	\$23.21	\$17.00	\$20.22	\$28.56	\$48,270
25-3099	Teachers and Instructors, All Other	184	-	-	-	-	\$58,300
25-9045	Teaching Assistants, Except Postsecondary	2,548	-	-	-	-	\$35,470
25-9044	Teaching Assistants, Postsecondary	225	-	-	-	-	\$34,880

SOC code	Spokane-Spokane Valley, Washington MSA occupational title	Estimated employment	Average wage	Percentiles			Annual wage
				25th	50th	75th	
27-3042	Technical Writers	71	\$33.81	\$28.63	\$30.97	\$39.62	\$70,330
49-2022	Telecommunications Equipment Installers and Repairers, Exc. Line Installers	311	\$27.31	\$21.72	\$28.40	\$32.92	\$56,810
49-9052	Telecommunications Line Installers and Repairers	77	\$26.94	\$18.25	\$28.22	\$33.30	\$56,030
43-3071	Tellers	965	\$18.79	\$17.19	\$17.60	\$21.84	\$39,070
47-2044	Tile and Stone Setters	81	\$22.95	\$22.18	\$22.55	\$26.97	\$47,730
49-3093	Tire Repairers and Changers	288	\$16.61	\$13.72	\$17.11	\$17.55	\$34,550
23-2093	Title Examiners, Abstractors, and Searchers	39	\$24.91	\$18.49	\$23.39	\$28.73	\$51,820
51-4111	Tool and Die Makers	25	\$25.55	\$21.97	\$28.12	\$29.28	\$53,150
39-7010	Tour and travel guides	-	\$18.10	\$16.87	\$16.95	\$21.27	\$37,640
11-3131	Training and Development Managers	48	\$51.28	\$45.10	\$47.76	\$60.80	\$106,660
13-1151	Training and Development Specialists	375	\$33.54	\$23.22	\$29.96	\$40.29	\$69,760
53-6051	Transportation Inspectors	48	\$38.53	\$31.31	\$36.96	\$48.72	\$80,140
53-6099	Transportation Workers, All Other	11	\$21.70	\$17.59	\$22.22	\$24.09	\$45,140
11-3071	Transportation, Storage, and Distribution Managers	222	\$40.73	\$29.31	\$37.05	\$47.76	\$84,730
53-1047	Transportation/Material Moving Supervisors/No Cargo Handlers	980	\$29.12	\$22.53	\$28.10	\$35.43	\$60,580
37-3013	Tree Trimmers and Pruners	-	\$23.43	\$21.74	\$23.02	\$23.59	\$48,740
25-3041	Tutors	74	\$19.45	\$16.70	\$17.52	\$21.19	\$40,460
51-6093	Upholsterers	19	\$17.55	\$14.45	\$14.45	\$17.92	\$36,510
19-3051	Urban and Regional Planners	88	\$37.78	\$35.86	\$37.88	\$41.57	\$78,580
39-3031	Ushers, Lobby Attendants, and Ticket Takers	52	\$16.88	\$14.05	\$14.32	\$21.45	\$35,110
29-1131	Veterinarians	150	\$49.77	\$36.89	\$48.78	\$59.79	\$103,510
31-9096	Veterinary Assistants and Laboratory Animal Caretakers	234	\$15.70	\$13.92	\$14.62	\$17.02	\$32,660
29-2056	Veterinary Technologists and Technicians	186	\$20.44	\$18.11	\$21.32	\$21.67	\$42,510
35-3031	Waiters and Waitresses	2,270	\$20.01	\$13.82	\$16.08	\$23.05	\$41,620
51-8031	Water and Wastewater Treatment Plant and System Operators	129	\$32.60	\$28.96	\$35.77	\$36.58	\$67,810
15-1255	Web and Digital Interface Designers	133	\$32.83	\$23.55	\$30.03	\$37.24	\$68,290
15-1254	Web Developers	163	\$35.33	\$23.55	\$37.24	\$46.97	\$73,480
43-5111	Weighers, Measurers, Checkers, and Samplers, Recordkeeping	43	\$19.98	\$17.87	\$20.21	\$22.81	\$41,560
51-4121	Welders, Cutters, Solderers, and Brazers	565	\$24.50	\$18.30	\$22.95	\$28.10	\$50,950
51-7042	Woodworking Machine Setters, Operators, and Tenders, Except Sawing	168	\$19.17	\$16.67	\$17.65	\$21.93	\$39,870
43-9022	Word Processors and Typists	20	\$19.32	\$17.13	\$18.20	\$22.22	\$40,190
27-3043	Writers and Authors	34	\$36.12	\$24.06	\$30.28	\$36.98	\$75,130
19-1023	Zoologists and Wildlife Biologists	67	\$34.00	\$28.01	\$34.89	\$36.73	\$70,720

**Walla Walla, Washington MSA**  
 2022 Occupational Employment  
 and Wage Estimates  
 Includes Columbia and Walla Walla counties



SOC code	Walla Walla, Washington MSA occupational title	Estimated employment	Average wage	Percentiles			Annual wage
				25th	50th	75th	
13-2011	Accountants and Auditors	199	\$39.53	\$29.63	\$37.24	\$46.71	\$82,210
45-2091	Agricultural Equipment Operators	19	\$20.81	\$17.86	\$18.04	\$28.82	\$43,270
39-3091	Amusement and Recreation Attendants	33	\$14.81	\$13.77	\$13.89	\$14.48	\$30,800
39-2021	Animal Caretakers	20	\$17.15	\$13.88	\$14.63	\$17.99	\$35,670
53-6031	Automotive and Watercraft Service Attendants	35	\$15.64	\$13.95	\$14.76	\$16.78	\$32,530
49-3021	Automotive Body and Related Repairers	16	\$27.18	\$18.39	\$22.10	\$35.65	\$56,540
49-3023	Automotive Service Technicians and Mechanics	44	\$22.84	\$17.53	\$22.69	\$27.70	\$47,500
51-3011	Bakers	54	\$15.89	\$14.32	\$14.51	\$17.34	\$33,040
35-3011	Bartenders	49	\$18.54	\$13.70	\$16.57	\$21.59	\$38,550
43-3021	Billing and Posting Clerks	53	\$21.74	\$17.74	\$18.90	\$26.89	\$45,210
19-4021	Biological Technicians	39	\$19.86	\$16.95	\$18.89	\$23.01	\$41,310
43-3031	Bookkeeping, Accounting, and Auditing Clerks	240	\$22.50	\$18.30	\$22.01	\$23.45	\$46,800
49-3031	Bus and Truck Mechanics and Diesel Engine Specialists	36	\$25.92	\$22.08	\$27.21	\$29.11	\$53,920
53-3051	Bus Drivers, School	81	\$20.08	\$18.27	\$18.44	\$23.12	\$41,760
13-1199	Business Operations Specialists, All Other	402	\$37.83	\$28.77	\$37.25	\$48.43	\$78,690
51-3021	Butchers and Meat Cutters	31	\$16.87	\$14.46	\$17.59	\$18.13	\$35,080
13-1020	Buyers and Purchasing Agents	88	\$32.67	\$23.46	\$29.20	\$40.84	\$67,950
51-7011	Cabinetmakers and Bench Carpenters	10	\$18.37	\$14.45	\$17.59	\$17.92	\$38,200
25-2032	Career/Technical Education Teachers, Secondary School	35	-	-	-	-	\$76,020
47-2031	Carpenters	148	\$26.15	\$22.02	\$22.91	\$29.41	\$54,390
41-2011	Cashiers	523	\$14.91	\$13.70	\$14.26	\$14.60	\$31,010
47-2051	Cement Masons and Concrete Finishers	92	\$25.00	\$21.74	\$23.09	\$28.73	\$52,000
35-1011	Chefs and Head Cooks	24	\$30.13	\$22.30	\$27.51	\$36.10	\$62,670
11-1011	Chief Executives	22	\$100.39	\$61.72	\$91.88	-	\$208,810
21-1021	Child, Family, and School Social Workers	72	\$27.56	\$21.87	\$28.69	\$34.20	\$57,330
39-9011	Childcare Workers	43	\$14.55	\$13.69	\$13.80	\$14.52	\$30,260
17-2051	Civil Engineers	208	\$47.75	\$44.70	\$48.43	\$53.15	\$99,320
53-7061	Cleaners of Vehicles and Equipment	79	\$16.18	\$13.98	\$14.76	\$18.18	\$33,660
21-2011	Clergy	23	\$29.37	\$23.72	\$30.23	\$35.86	\$61,080
19-3033	Clinical and Counseling Psychologists	32	\$42.24	\$40.60	\$40.60	\$45.22	\$87,850
27-2022	Coaches and Scouts	65	-	-	-	-	\$43,680
25-1122	Communications Teachers, Postsecondary	13	-	-	-	-	\$63,030
21-1099	Community and Social Service Specialists, All Other	14	\$26.16	\$21.74	\$29.06	\$29.08	\$54,410
21-1094	Community Health Workers	24	\$22.58	\$18.48	\$22.62	\$23.68	\$46,960
13-1041	Compliance Officers	41	\$33.07	\$27.58	\$30.69	\$39.31	\$68,780
11-3021	Computer and Information Systems Managers	27	\$60.46	\$47.63	\$53.80	\$70.80	\$125,750
15-1241	Computer Network Architects	-	\$44.44	\$33.64	\$42.92	\$54.83	\$92,430
15-1299	Computer Occupations, All Other	68	\$38.59	\$29.67	\$37.89	\$47.25	\$80,270
15-1211	Computer Systems Analysts	-	\$40.55	\$32.47	\$37.65	\$47.64	\$84,350
15-1232	Computer User Support Specialists	58	\$29.12	\$23.14	\$29.02	\$33.76	\$60,570

SOC code	Walla Walla, Washington MSA occupational title	Estimated employment	Average wage	Percentiles			Annual wage
				25th	50th	75th	
47-4011	Construction and Building Inspectors	38	\$36.39	\$30.09	\$37.29	\$40.57	\$75,700
47-2061	Construction Laborers	153	\$22.26	\$17.19	\$19.87	\$23.30	\$46,300
11-9021	Construction Managers	45	\$49.84	\$35.96	\$44.60	\$57.98	\$103,670
35-2011	Cooks, Fast Food	121	\$14.67	\$14.11	\$14.64	\$14.88	\$30,520
35-2012	Cooks, Institution and Cafeteria	119	\$17.97	\$16.66	\$18.07	\$18.49	\$37,370
35-2014	Cooks, Restaurant	199	\$17.15	\$14.76	\$17.15	\$17.68	\$35,670
33-3012	Correctional Officers and Jailers	621	\$28.48	\$26.03	\$30.20	\$30.36	\$59,230
13-1051	Cost Estimators	35	\$32.85	\$23.16	\$30.37	\$37.73	\$68,340
41-2021	Counter and Rental Clerks	83	\$16.78	\$14.25	\$14.90	\$17.95	\$34,900
43-4051	Customer Service Representatives	285	\$18.87	\$14.63	\$17.59	\$19.56	\$39,250
51-9032	Cutting and Slicing Machine Setters, Operators, and Tenders	51	\$18.70	\$17.24	\$18.13	\$20.92	\$38,890
43-9021	Data Entry Keyers	16	\$25.51	\$23.61	\$28.73	\$29.46	\$53,050
41-9011	Demonstrators and Product Promoters	197	\$17.24	\$14.31	\$16.24	\$18.16	\$35,860
31-9091	Dental Assistants	77	\$20.16	\$17.74	\$18.89	\$21.83	\$41,930
29-1292	Dental Hygienists	47	\$44.11	\$38.34	\$46.45	\$47.45	\$91,740
29-1021	Dentists, General	16	\$79.53	\$49.13	\$85.13	\$96.17	\$165,410
29-1031	Dietitians and Nutritionists	15	\$32.27	\$27.26	\$33.06	\$37.01	\$67,120
35-9011	Dining Room and Cafeteria Attendants and Bartender Helpers	44	\$14.93	\$13.99	\$14.26	\$14.77	\$31,050
35-9021	Dishwashers	84	\$14.88	\$13.69	\$14.14	\$14.84	\$30,950
43-5032	Dispatchers, Except Police, Fire, and Ambulance	21	\$21.79	\$17.74	\$20.30	\$24.43	\$45,330
53-3031	Driver/Sales Workers	77	\$16.11	\$13.69	\$14.04	\$17.66	\$33,510
27-3041	Editors	16	\$28.61	\$18.55	\$23.09	\$28.52	\$59,510
11-9032	Education Administrators, Kindergarten through Secondary	45	-	-	-	-	\$117,950
25-9099	Educational Instruction and Library Workers, All Other	36	\$23.13	\$18.29	\$22.48	\$26.91	\$48,100
21-1012	Educational, Guidance, and Career Counselors and Advisors	30	\$34.35	\$29.39	\$29.85	\$47.21	\$71,450
17-2071	Electrical Engineers	45	\$47.31	\$38.29	\$47.18	\$54.76	\$98,400
49-9051	Electrical Power-Line Installers and Repairers	48	\$43.44	\$34.78	\$46.61	\$49.64	\$90,350
47-2111	Electricians	88	\$32.81	\$23.29	\$35.56	\$37.60	\$68,240
25-2021	Elementary School Teachers, Except Special Education	242	-	-	-	-	\$78,670
43-4061	Eligibility Interviewers, Government Programs	17	\$29.80	\$28.02	\$29.43	\$31.67	\$61,980
17-2081	Environmental Engineers	20	\$43.19	\$33.44	\$47.18	\$48.43	\$89,840
19-2041	Environmental Scientists and Specialists, Including Health	22	\$37.28	\$29.84	\$39.37	\$44.70	\$77,550
43-6011	Executive Secretaries and Executive Administrative Assistants	31	\$26.59	\$23.17	\$23.43	\$30.97	\$55,310
11-3013	Facilities Managers	12	\$49.10	\$35.93	\$43.65	\$62.95	\$102,130
49-3041	Farm Equipment Mechanics and Service Technicians	19	\$22.41	\$17.74	\$22.10	\$23.01	\$46,610
45-2092	Farmworkers and Laborers, Crop, Nursery, and Greenhouse	267	\$15.73	\$14.14	\$14.25	\$17.34	\$32,710
45-2093	Farmworkers, Farm, Ranch, and Aquacultural Animals	18	\$18.79	\$16.71	\$16.71	\$17.77	\$39,080
35-3023	Fast Food and Counter Workers	606	\$14.64	\$13.74	\$13.96	\$14.84	\$30,440
13-2051	Financial and Investment Analysts	16	\$30.56	\$22.87	\$27.35	\$37.38	\$63,570
11-3031	Financial Managers	51	\$62.31	\$46.42	\$60.47	\$68.12	\$129,610
13-2099	Financial Specialists, All Other	26	\$34.82	\$25.68	\$29.08	\$43.22	\$72,430
27-1013	Fine Artists, Including Painters, Sculptors, and Illustrators	-	\$17.80	\$14.73	\$18.44	\$18.44	\$37,010
33-2011	Firefighters	77	\$27.63	\$17.15	\$27.67	\$36.46	\$57,470
47-1011	First-Line Supervisors of Construction Trades and Extraction Workers	78	\$38.42	\$29.50	\$37.91	\$45.79	\$79,900
45-1011	First-Line Supervisors of Farming, Fishing, and Forestry Workers	29	\$30.23	\$18.61	\$27.66	\$36.32	\$62,880

SOC code	Walla Walla, Washington MSA occupational title	Estimated employment	Average wage	Percentiles			Annual wage
				25th	50th	75th	
33-1021	First-Line Supervisors of Firefighting and Prevention Workers	35	\$39.76	\$36.88	\$37.98	\$48.42	\$82,690
35-1012	First-Line Supervisors of Food Preparation and Serving Workers	217	\$20.71	\$16.92	\$19.23	\$22.52	\$43,070
37-1011	First-Line Supervisors of Housekeeping and Janitorial Workers	30	\$21.59	\$17.66	\$18.70	\$23.89	\$44,900
37-1012	First-Line Sprvs. of Landscaping, Lawn Service, & Groundskeeping Workers	17	\$28.98	\$23.44	\$28.65	\$36.29	\$60,280
49-1011	First-Line Supervisors of Mechanics, Installers, and Repairers	123	\$37.62	\$29.86	\$37.68	\$44.94	\$78,250
41-1012	First-Line Supervisors of Non-Retail Sales Workers	57	\$31.92	\$23.54	\$29.57	\$33.66	\$66,390
43-1011	First-Line Supervisors of Office and Administrative Support Workers	172	\$31.19	\$23.54	\$29.28	\$36.70	\$64,880
51-1011	First-Line Supervisors of Production and Operating Workers	218	\$30.36	\$24.89	\$29.94	\$36.32	\$63,140
41-1011	First-Line Supervisors of Retail Sales Workers	231	\$21.76	\$17.74	\$18.44	\$23.05	\$45,250
51-3092	Food Batchmakers	21	\$15.40	\$14.31	\$14.62	\$16.57	\$32,030
35-2021	Food Preparation Workers	139	\$15.47	\$14.14	\$14.68	\$16.34	\$32,170
11-9051	Food Service Managers	19	\$35.34	\$27.96	\$33.62	\$42.19	\$73,510
13-1131	Fundraisers	25	\$30.70	\$23.16	\$28.76	\$30.37	\$63,850
11-1021	General and Operations Managers	303	\$52.48	\$35.80	\$47.20	\$62.60	\$109,170
27-1024	Graphic Designers	30	\$27.31	\$22.96	\$26.42	\$29.76	\$56,800
29-2099	Health Technologists and Technicians, All Other	37	\$29.42	\$18.20	\$29.45	\$37.42	\$61,190
21-1022	Healthcare Social Workers	37	\$28.35	\$22.37	\$30.57	\$30.57	\$58,970
31-9099	Healthcare Support Workers, All Other	49	\$20.58	\$18.11	\$20.78	\$22.82	\$42,810
49-9021	Heating, Air Conditioning, and Refrigeration Mechanics and Installers	83	\$25.73	\$22.25	\$27.86	\$29.43	\$53,510
53-3032	Heavy and Tractor-Trailer Truck Drivers	248	\$23.60	\$18.62	\$23.05	\$28.10	\$49,090
51-9198	Helpers--Production Workers	40	\$16.92	\$13.70	\$17.86	\$18.03	\$35,190
31-1120	Home Health and Personal Care Aides	927	\$15.99	\$14.33	\$14.97	\$17.88	\$33,260
35-9031	Hosts and Hostesses, Restaurant, Lounge, and Coffee Shop	46	\$15.40	\$13.69	\$14.15	\$14.64	\$32,040
43-4081	Hotel, Motel, and Resort Desk Clerks	48	\$15.28	\$13.87	\$14.17	\$14.47	\$31,780
43-4161	Human Resources Assistants, Except Payroll and Timekeeping	20	\$20.69	\$18.30	\$22.36	\$22.55	\$43,030
13-1071	Human Resources Specialists	103	\$33.78	\$25.68	\$32.09	\$37.73	\$70,250
49-9041	Industrial Machinery Mechanics	82	\$30.65	\$23.28	\$29.07	\$34.77	\$63,750
11-3051	Industrial Production Managers	40	\$54.32	\$44.76	\$56.07	\$61.11	\$112,980
53-7051	Industrial Truck and Tractor Operators	99	\$17.98	\$16.81	\$18.45	\$18.45	\$37,400
43-4199	Information and Record Clerks, All Other	93	\$21.01	\$18.13	\$21.00	\$23.80	\$43,710
51-9061	Inspectors, Testers, Sorters, Samplers, and Weighers	52	\$23.61	\$22.22	\$22.93	\$26.54	\$49,110
49-9099	Installation, Maintenance, and Repair Workers, All Other	13	\$22.76	\$17.59	\$22.54	\$28.71	\$47,350
25-9031	Instructional Coordinators	19	\$34.23	\$29.33	\$29.51	\$38.26	\$71,200
41-3021	Insurance Sales Agents	40	\$26.15	\$17.32	\$22.26	\$37.02	\$54,390
37-2011	Janitors and Cleaners, Except Maids and Housekeeping Cleaners	-	\$17.29	\$14.78	\$18.19	\$18.19	\$35,970
23-1023	Judges, Magistrate Judges, and Magistrates	11	\$77.68	\$47.62	\$47.99	-	\$161,560
25-2012	Kindergarten Teachers, Except Special Education	40	-	-	-	-	\$70,710
53-7062	Laborers and Freight, Stock, and Material Movers, Hand	673	\$17.75	\$14.82	\$18.18	\$18.18	\$36,920
37-3011	Landscaping and Groundskeeping Workers	192	\$19.43	\$14.69	\$17.12	\$22.92	\$40,420
51-6011	Laundry and Dry-Cleaning Workers	22	\$15.95	\$13.69	\$17.06	\$17.86	\$33,180
23-1011	Lawyers	41	\$51.64	\$37.16	\$47.62	\$62.81	\$107,420
43-6012	Legal Secretaries and Administrative Assistants	17	\$20.89	\$17.90	\$18.45	\$23.45	\$43,460
11-1031	Legislators	32	-	-	-	-	\$97,430
25-4022	Librarians and Media Collections Specialists	24	\$33.78	\$29.33	\$30.01	\$38.04	\$70,260
43-4121	Library Assistants, Clerical	-	\$16.02	\$14.18	\$14.18	\$17.86	\$33,330

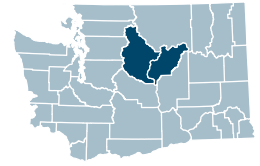
SOC code	Walla Walla, Washington MSA occupational title	Estimated employment	Average wage	Percentiles			Annual wage
				25th	50th	75th	
25-4031	Library Technicians	19	\$22.50	\$17.84	\$23.00	\$23.00	\$46,790
29-2061	Licensed Practical and Licensed Vocational Nurses	72	\$29.27	\$24.55	\$28.97	\$34.82	\$60,880
53-3033	Light Truck Drivers	139	\$20.26	\$16.12	\$18.09	\$22.02	\$42,130
43-4131	Loan Interviewers and Clerks	45	\$22.29	\$21.86	\$22.47	\$23.29	\$46,350
13-2072	Loan Officers	76	\$40.83	\$23.03	\$34.00	\$49.36	\$84,930
13-1081	Logisticians	30	\$41.12	\$31.08	\$40.12	\$48.43	\$85,530
53-7063	Machine Feeders and Offbearers	14	\$18.75	\$14.57	\$18.45	\$18.45	\$38,990
37-2012	Maids and Housekeeping Cleaners	142	\$15.24	\$13.85	\$14.56	\$16.72	\$31,700
43-9051	Mail Clerks and Mail Machine Operators, Except Postal Service	12	\$16.44	\$14.42	\$16.16	\$17.91	\$34,190
49-9071	Maintenance and Repair Workers, General	345	\$22.70	\$17.85	\$22.45	\$27.50	\$47,220
13-1111	Management Analysts	101	\$45.37	\$33.39	\$40.40	\$48.72	\$94,370
11-9199	Managers, All Other	53	\$57.68	\$47.25	\$57.58	\$68.05	\$119,970
39-5092	Manicurists and Pedicurists	15	\$17.89	\$14.16	\$17.76	\$18.50	\$37,220
13-1161	Market Research Analysts and Marketing Specialists	79	\$29.21	\$22.38	\$26.91	\$34.00	\$60,760
11-2021	Marketing Managers	18	\$49.00	\$28.58	\$41.73	\$55.29	\$101,920
17-2141	Mechanical Engineers	84	\$42.22	\$33.15	\$41.44	\$48.43	\$87,820
11-9111	Medical and Health Services Managers	56	\$54.81	\$39.31	\$57.16	\$60.26	\$114,010
31-9092	Medical Assistants	64	\$19.05	\$17.59	\$17.59	\$21.78	\$39,620
29-2072	Medical Records Specialists	49	\$24.39	\$19.58	\$23.11	\$29.45	\$50,740
43-6013	Medical Secretaries and Administrative Assistants	35	\$18.84	\$17.59	\$17.87	\$21.88	\$39,190
13-1121	Meeting, Convention, and Event Planners	36	\$23.43	\$21.45	\$22.71	\$24.20	\$48,730
25-2022	Middle School Teachers, Except Special and Career/Technical Education	86	-	-	-	-	\$73,210
51-2090	Miscellaneous Assemblers and Fabricators	129	\$17.44	\$14.62	\$17.59	\$18.05	\$36,270
49-3042	Mobile Heavy Equipment Mechanics, Except Engines	21	\$24.87	\$18.17	\$23.04	\$28.05	\$51,720
11-9121	Natural Sciences Managers	19	\$56.05	\$51.68	\$57.58	\$57.58	\$116,580
15-1244	Network and Computer Systems Administrators	40	\$38.04	\$29.60	\$37.65	\$45.96	\$79,130
29-1171	Nurse Practitioners	21	\$54.66	\$37.61	\$48.02	\$61.39	\$113,690
31-1131	Nursing Assistants	350	\$16.80	\$14.64	\$16.85	\$18.03	\$34,950
25-1072	Nursing Instructors and Teachers, Postsecondary	19	-	-	-	-	\$70,580
19-5011	Occupational Health and Safety Specialists	24	\$37.01	\$29.86	\$37.76	\$40.97	\$76,970
43-9199	Office and Administrative Support Workers, All Other	42	\$20.73	\$18.03	\$22.04	\$22.85	\$43,120
43-9061	Office Clerks, General	591	\$18.99	\$16.81	\$18.12	\$21.45	\$39,490
47-2073	Operating Engineers and Other Construction Equipment Operators	72	\$28.80	\$22.91	\$29.31	\$29.41	\$59,900
29-2057	Ophthalmic Medical Technicians	16	\$19.62	\$17.59	\$17.62	\$22.21	\$40,800
29-2081	Opticians, Dispensing	19	\$20.79	\$16.96	\$21.44	\$21.71	\$43,250
49-3053	Outdoor Power Equipment and Other Small Engine Mechanics	12	\$20.05	\$17.27	\$17.96	\$22.64	\$41,700
51-9111	Packaging and Filling Machine Operators and Tenders	112	\$17.82	\$14.88	\$17.57	\$18.45	\$37,070
53-7064	Packers and Packagers, Hand	95	\$15.30	\$14.42	\$14.76	\$14.82	\$31,830
47-2141	Painters, Construction and Maintenance	73	\$22.62	\$18.03	\$22.32	\$23.37	\$47,050
23-2011	Paralegals and Legal Assistants	27	\$24.36	\$17.51	\$22.76	\$28.75	\$50,670
41-2022	Parts Salespersons	39	\$18.28	\$14.39	\$17.72	\$21.25	\$38,030
43-3051	Payroll and Timekeeping Clerks	29	\$24.72	\$19.60	\$23.24	\$29.19	\$51,430
13-2052	Personal Financial Advisors	23	\$61.55	\$30.73	\$48.79	\$89.97	\$128,030
37-3012	Pesticide Handlers, Sprayers, and Applicators, Vegetation	27	\$22.47	\$22.22	\$22.22	\$22.22	\$46,730
29-1051	Pharmacists	61	\$62.73	\$59.21	\$63.02	\$78.88	\$130,490



SOC code	Walla Walla, Washington MSA occupational title	Estimated employment	Average wage	Percentiles			Annual wage
				25th	50th	75th	
31-9095	Pharmacy Aides	10	\$14.74	\$14.22	\$14.64	\$14.64	\$30,650
29-2052	Pharmacy Technicians	64	\$21.07	\$18.03	\$22.32	\$22.81	\$43,830
31-2022	Physical Therapist Aides	18	\$15.71	\$14.64	\$14.64	\$17.34	\$32,680
31-2021	Physical Therapist Assistants	15	\$30.74	\$29.31	\$30.22	\$30.22	\$63,940
29-1123	Physical Therapists	51	\$46.07	\$38.40	\$49.07	\$49.07	\$95,830
29-1071	Physician Assistants	18	\$67.00	\$58.18	\$76.21	\$76.21	\$139,370
29-1229	Physicians, All Other	17	\$107.02	\$96.55	-	-	\$222,600
47-2152	Plumbers, Pipefitters, and Steamfitters	79	\$38.05	\$22.71	\$29.52	\$45.96	\$79,150
43-5051	Postal Service Clerks	17	\$25.44	\$22.65	\$26.13	\$30.87	\$52,910
43-5052	Postal Service Mail Carriers	68	\$25.35	\$19.47	\$23.43	\$32.32	\$52,720
51-8012	Power Distributors and Dispatchers	16	\$44.44	\$34.78	\$36.08	\$58.42	\$92,440
25-2011	Preschool Teachers, Except Special Education	38	\$16.97	\$14.11	\$14.24	\$21.18	\$35,300
51-5112	Printing Press Operators	117	\$18.75	\$15.30	\$19.31	\$21.43	\$39,010
43-3061	Procurement Clerks	20	\$20.63	\$17.59	\$18.89	\$24.77	\$42,910
43-5061	Production, Planning, and Expediting Clerks	62	\$23.71	\$17.74	\$23.10	\$29.61	\$49,310
13-1082	Project Management Specialists	26	\$41.24	\$29.14	\$37.62	\$47.83	\$85,770
13-2020	Property Appraisers and Assessors	16	\$32.16	\$23.27	\$29.55	\$36.26	\$66,890
33-9099	Protective Service Workers, All Other	22	\$22.43	\$17.99	\$17.99	\$22.83	\$46,650
27-3031	Public Relations Specialists	32	\$33.73	\$25.42	\$31.08	\$40.23	\$70,160
41-9022	Real Estate Sales Agents	49	\$37.18	\$28.13	\$37.29	\$48.43	\$77,340
43-4171	Receptionists and Information Clerks	140	\$16.54	\$14.14	\$15.71	\$17.86	\$34,410
39-9032	Recreation Workers	39	\$16.19	\$14.03	\$14.48	\$18.03	\$33,680
53-7081	Refuse and Recyclable Material Collectors	27	-	-	-	-	-
21-1015	Rehabilitation Counselors	20	\$24.68	\$18.37	\$22.62	\$29.43	\$51,330
39-9041	Residential Advisors	14	\$20.97	\$17.99	\$22.83	\$22.83	\$43,620
41-2031	Retail Salespersons	698	\$17.00	\$13.77	\$14.37	\$17.27	\$35,360
47-2181	Roofers	26	\$25.94	\$22.80	\$23.09	\$28.29	\$53,940
11-2022	Sales Managers	36	\$67.30	\$53.30	\$67.42	\$83.94	\$139,970
41-3091	Sales Reps. of Svcs., Exc. Advertising, Insurance, Financial Svcs., & Travel	53	\$27.35	\$18.48	\$22.88	\$30.19	\$56,900
41-4012	Sales Reps/Wholesale/Mfg, Except Tech/Science Products	224	\$34.58	\$25.20	\$29.72	\$39.42	\$71,920
25-2031	Secondary School Teachers, Except Special and Career/Technical Education	123	-	-	-	-	\$76,450
43-6014	Secretaries and Admin. Assistants, Except Legal, Medical, and Executive	324	\$20.70	\$17.91	\$22.01	\$22.68	\$43,050
33-9032	Security Guards	47	\$22.31	\$18.56	\$22.83	\$23.39	\$46,410
25-3021	Self-Enrichment Teachers	55	\$22.68	\$16.35	\$21.03	\$28.30	\$47,180
51-9012	Separating & Filtering Machine Setters/Operators/Tenders	112	\$25.70	\$17.74	\$22.63	\$29.42	\$53,460
43-5071	Shipping, Receiving, and Inventory Clerks	123	\$19.30	\$17.43	\$18.13	\$21.90	\$40,150
53-3053	Shuttle Drivers and Chauffeurs	20	\$16.42	\$13.69	\$14.49	\$16.96	\$34,140
11-9151	Social and Community Service Managers	29	\$37.04	\$28.57	\$36.62	\$44.92	\$77,040
21-1093	Social and Human Service Assistants	77	\$20.47	\$17.31	\$22.34	\$22.57	\$42,580
15-1252	Software Developers	69	\$52.67	\$37.61	\$49.78	\$68.12	\$109,560
25-2052	Special Education Teachers, Kindergarten and Elementary School	22	-	-	-	-	\$73,440
25-2058	Special Education Teachers, Secondary School	15	-	-	-	-	\$73,850
51-8021	Stationary Engineers and Boiler Operators	17	\$31.25	\$27.67	\$31.01	\$33.32	\$65,010
53-7065	Stockers and Order Fillers	354	\$16.17	\$14.76	\$14.76	\$17.34	\$33,630
21-1018	Substance Abuse, Behavioral Disorder, and Mental Health Counselors	96	\$27.39	\$19.58	\$24.81	\$36.51	\$56,970

SOC code	Walla Walla, Washington MSA occupational title	Estimated employment	Average wage	Percentiles			Annual wage
				25th	50th	75th	
25-3031	Substitute Teachers, Short-Term	98	\$21.08	\$17.61	\$22.69	\$22.69	\$43,840
25-9045	Teaching Assistants, Except Postsecondary	308	-	-	-	-	\$36,670
49-2022	Telecommunications Equipment Installers and Repairers, Exc. Line Installers	15	\$27.56	\$22.74	\$28.38	\$36.30	\$57,320
49-9052	Telecommunications Line Installers and Repairers	29	\$22.24	\$18.17	\$22.43	\$23.04	\$46,260
43-3071	Tellers	119	\$18.52	\$17.17	\$17.64	\$21.63	\$38,520
49-3093	Tire Repairers and Changers	28	\$15.78	\$13.69	\$14.20	\$16.11	\$32,830
13-1151	Training and Development Specialists	36	\$34.85	\$22.85	\$36.98	\$48.11	\$72,490
53-1047	Transportation/Material Moving Supervisors/No Cargo Handlers	71	\$29.77	\$22.53	\$28.50	\$36.98	\$61,920
29-1131	Veterinarians	13	\$47.76	\$35.83	\$45.74	\$58.58	\$99,340
35-3031	Waiters and Waitresses	287	\$19.61	\$14.15	\$17.12	\$22.05	\$40,790
51-8031	Water and Wastewater Treatment Plant and System Operators	33	\$27.61	\$23.65	\$29.49	\$29.49	\$57,420
15-1254	Web Developers	12	\$40.28	\$29.60	\$39.30	\$49.53	\$83,790
51-4121	Welders, Cutters, Solderers, and Brazers	92	\$23.72	\$18.89	\$22.55	\$28.73	\$49,330
19-1023	Zoologists and Wildlife Biologists	29	\$35.77	\$30.16	\$36.73	\$38.60	\$74,410

**Wenatchee, Washington MSA**  
 2022 Occupational Employment  
 and Wage Estimates  
 Includes Chelan and Douglas counties



SOC code	Wenatchee, Washington MSA occupational title	Estimated employment	Average wage	Percentiles			Annual wage
				25th	50th	75th	
13-2011	Accountants and Auditors	268	\$38.01	\$28.76	\$37.52	\$45.77	\$79,056
11-3010	Administrative Services and Facilities Managers	54	\$56.39	\$43.54	\$55.85	\$67.87	\$117,285
25-3011	Adult Literacy, Remedial Educ., GED Teachers/Instructors	24	\$31.23	\$28.38	\$30.48	\$32.58	\$64,962
41-3011	Advertising Sales Agents	48	\$25.47	\$18.25	\$21.26	\$30.80	\$52,962
45-2091	Agricultural Equipment Operators	-	\$17.41	\$15.03	\$16.82	\$19.28	\$36,218
49-3011	Aircraft Mechanics and Service Technicians	11	\$24.80	\$20.69	\$23.32	\$25.95	\$51,582
39-3091	Amusement and Recreation Attendants	-	\$17.01	\$14.21	\$15.59	\$19.19	\$35,376
17-1011	Architects, Except Landscape and Naval	32	\$29.23	\$25.59	\$29.67	\$34.06	\$60,809
17-3011	Architectural and Civil Drafters	14	\$29.28	\$21.80	\$29.52	\$36.37	\$60,901
11-9041	Architectural and Engineering Managers	13	\$72.47	\$62.31	\$69.32	\$76.99	\$150,730
53-6031	Automotive and Watercraft Service Attendants	72	\$16.27	\$14.66	\$15.70	\$17.65	\$33,853
49-3021	Automotive Body and Related Repairers	41	\$20.79	\$17.53	\$19.38	\$22.84	\$43,248
49-3023	Automotive Service Technicians and Mechanics	150	\$24.52	\$20.57	\$24.45	\$29.14	\$51,008
51-3011	Bakers	65	\$16.52	\$14.44	\$15.35	\$17.03	\$34,359
35-3011	Bartenders	299	\$18.37	\$14.99	\$16.14	\$22.15	\$38,204
43-3011	Bill and Account Collectors	56	\$17.55	\$14.75	\$15.66	\$20.18	\$36,511
43-3021	Billing and Posting Clerks	209	\$21.55	\$17.42	\$20.08	\$24.57	\$44,812
43-3031	Bookkeeping, Accounting, and Auditing Clerks	608	\$22.39	\$17.53	\$21.97	\$25.45	\$46,563
27-3011	Broadcast Announcers and Radio Disc Jockeys	-	\$16.81	\$13.80	\$15.08	\$17.94	\$34,986
27-4012	Broadcast Technicians	12	\$26.08	\$14.76	\$26.58	\$37.62	\$54,239
49-3031	Bus and Truck Mechanics and Diesel Engine Specialists	78	\$28.05	\$22.82	\$28.23	\$31.39	\$58,337
51-3021	Butchers and Meat Cutters	40	\$18.31	\$15.55	\$17.64	\$19.97	\$38,087
13-1020	Buyers and Purchasing Agents	84	\$31.89	\$23.29	\$31.52	\$38.52	\$66,324
29-2031	Cardiovascular Technologists and Technicians	14	\$31.37	\$23.97	\$29.89	\$37.55	\$65,248
25-2032	Career/Technical Education Teachers, Secondary School	69	-	-	-	-	\$79,246
47-2031	Carpenters	230	\$25.09	\$19.07	\$24.95	\$29.74	\$52,194
41-2011	Cashiers	1,268	\$16.32	\$14.55	\$15.60	\$17.11	\$33,931
47-2051	Cement Masons and Concrete Finishers	138	\$25.99	\$19.30	\$23.17	\$32.40	\$54,062
35-1011	Chefs and Head Cooks	-	\$32.90	\$24.85	\$35.02	\$40.34	\$68,431
11-1011	Chief Executives	24	\$116.47	\$65.19	-	-	\$242,246
21-1021	Child, Family, and School Social Workers	102	\$28.48	\$23.17	\$29.46	\$34.15	\$59,228
17-3022	Civil Engineering Technologists and Technicians	18	\$33.41	\$30.20	\$35.00	\$35.90	\$69,502
17-2051	Civil Engineers	-	\$45.61	\$39.61	\$43.72	\$52.21	\$94,867
13-1031	Claims Adjusters, Examiners, and Investigators	18	\$41.63	\$37.23	\$39.42	\$46.01	\$86,571
53-7061	Cleaners of Vehicles and Equipment	139	\$15.80	\$14.41	\$15.41	\$16.43	\$32,855
51-9192	Cleaning, Washing, and Metal Pickling Equipment Operators and Tenders	-	\$16.10	\$13.89	\$15.53	\$17.88	\$33,465
19-3031	Clinical, Counseling, and School Psychologists	25	\$41.86	\$38.16	\$43.54	\$48.05	\$87,072
27-2022	Coaches and Scouts	169	-	-	-	-	-
51-9124	Coating, Painting, and Spraying Machine Setters, Operators, and Tenders	19	\$20.10	\$17.43	\$18.88	\$20.54	\$41,816
21-1099	Community and Social Service Specialists, All Other	37	\$26.01	\$18.25	\$25.81	\$32.89	\$54,096

SOC code	Wenatchee, Washington MSA occupational title	Estimated employment	Average wage	Percentiles			Annual wage
				25th	50th	75th	
21-1094	Community Health Workers	-	\$24.24	\$18.24	\$22.01	\$29.11	\$50,423
13-1041	Compliance Officers	101	\$34.03	\$28.56	\$31.58	\$37.73	\$70,794
11-3021	Computer and Information Systems Managers	51	\$70.07	\$55.43	\$63.41	\$80.14	\$145,724
15-1241	Computer Network Architects	35	\$52.92	\$42.84	\$50.31	\$61.23	\$110,079
15-1231	Computer Network Support Specialists	-	\$29.00	\$19.20	\$28.72	\$35.56	\$60,320
15-1299	Computer Occupations, All Other	-	\$39.93	\$31.60	\$42.16	\$48.74	\$83,052
15-1251	Computer Programmers	11	\$49.39	\$41.28	\$48.40	\$55.52	\$102,723
15-1211	Computer Systems Analysts	99	\$43.21	\$36.03	\$44.64	\$50.81	\$89,877
15-1232	Computer User Support Specialists	152	\$24.52	\$19.28	\$22.96	\$27.92	\$51,004
19-1031	Conservation Scientists	-	\$32.96	\$28.00	\$31.36	\$35.90	\$68,543
47-4011	Construction and Building Inspectors	29	\$35.51	\$30.60	\$37.06	\$39.95	\$73,865
47-2061	Construction Laborers	620	\$23.16	\$17.63	\$21.49	\$27.35	\$48,182
11-9021	Construction Managers	38	\$40.73	\$34.09	\$41.00	\$47.23	\$84,720
49-9012	Control and Valve Installers and Repairers, Except Mechanical Door	12	\$56.54	\$47.28	\$58.54	\$65.64	\$117,606
35-2012	Cooks, Institution and Cafeteria	145	\$17.71	\$15.43	\$17.33	\$19.59	\$36,836
35-2014	Cooks, Restaurant	480	\$16.56	\$15.04	\$16.12	\$18.19	\$34,454
35-2015	Cooks, Short Order	-	\$15.35	\$14.65	\$15.30	\$15.94	\$31,926
33-3012	Correctional Officers and Jailers	-	\$22.41	\$19.86	\$22.34	\$24.61	\$46,594
13-1051	Cost Estimators	58	\$29.08	\$25.18	\$27.94	\$30.81	\$60,488
41-2021	Counter and Rental Clerks	193	\$21.27	\$17.75	\$21.91	\$24.85	\$44,245
43-4031	Court, Municipal, and License Clerks	81	\$24.85	\$21.21	\$25.49	\$29.46	\$51,701
13-2041	Credit Analysts	-	\$44.54	\$28.60	\$31.77	\$69.80	\$92,639
39-9098	Crematory Operators and Personal Care and Service Workers, All Other	107	-	-	-	-	-
43-4051	Customer Service Representatives	424	\$18.86	\$14.96	\$17.22	\$20.98	\$39,244
43-9021	Data Entry Keyers	16	\$17.12	\$14.85	\$15.82	\$18.27	\$35,621
15-1245	Database Administrators and Architects	12	\$50.41	\$39.19	\$45.74	\$63.23	\$104,865
41-9011	Demonstrators and Product Promoters	121	\$16.39	\$15.01	\$15.72	\$16.52	\$34,090
31-9091	Dental Assistants	147	\$21.92	\$19.26	\$22.06	\$24.65	\$45,589
29-1292	Dental Hygienists	-	\$51.34	\$46.00	\$51.05	\$58.15	\$106,794
51-9081	Dental Laboratory Technicians	-	\$20.64	\$17.97	\$19.69	\$23.04	\$42,915
33-3021	Detectives and Criminal Investigators	14	\$53.40	\$45.84	\$50.23	\$66.27	\$111,068
29-1031	Dietitians and Nutritionists	28	\$33.92	\$28.97	\$32.07	\$37.92	\$70,563
35-9011	Dining Room and Cafeteria Attendants and Bartender Helpers	115	\$15.06	\$14.01	\$14.76	\$15.65	\$31,325
35-9021	Dishwashers	270	\$14.80	\$14.11	\$14.76	\$15.40	\$30,787
43-5032	Dispatchers, Except Police, Fire, and Ambulance	24	\$22.66	\$18.14	\$20.63	\$27.05	\$47,126
53-3031	Driver/Sales Workers	-	\$15.78	\$14.51	\$15.17	\$15.84	\$32,814
47-2081	Drywall and Ceiling Tile Installers	29	\$28.07	\$24.68	\$28.66	\$31.90	\$58,390
27-3041	Editors	25	\$24.69	\$17.69	\$19.54	\$30.13	\$51,361
11-9032	Education Administrators, Kindergarten through Secondary	94	-	-	-	-	\$125,103
11-9031	Education and Childcare Administrators, Preschool and Daycare	32	\$19.09	\$15.94	\$18.14	\$21.21	\$39,725
21-1012	Educational, Guidance, and Career Counselors and Advisors	77	\$35.94	\$27.70	\$35.06	\$44.66	\$74,757
17-3023	Electrical and Electronic Engineering Technologists and Technicians	33	\$36.59	\$30.43	\$40.80	\$46.49	\$76,103
17-2071	Electrical Engineers	76	\$51.58	\$41.21	\$50.68	\$62.00	\$107,283
49-9051	Electrical Power-Line Installers and Repairers	127	\$48.12	\$44.68	\$48.60	\$51.62	\$100,088
47-2111	Electricians	238	\$33.54	\$23.39	\$30.27	\$40.24	\$69,772

SOC code	Wenatchee, Washington MSA occupational title	Estimated employment	Average wage	Percentiles			Annual wage
				25th	50th	75th	
25-2021	Elementary School Teachers, Except Special Education	539	-	-	-	-	\$74,685
43-4061	Eligibility Interviewers, Government Programs	43	\$24.75	\$19.29	\$24.37	\$29.71	\$51,486
29-2040	Emergency Medical Technicians and Paramedics	128	-	-	-	-	-
17-2081	Environmental Engineers	19	\$37.84	\$29.31	\$39.62	\$45.92	\$78,715
19-2041	Environmental Scientists and Specialists, Including Health	23	\$37.29	\$30.20	\$36.28	\$43.60	\$77,562
43-6011	Executive Secretaries and Executive Administrative Assistants	46	\$33.97	\$30.00	\$34.11	\$38.38	\$70,658
39-9031	Exercise Trainers and Group Fitness Instructors	121	\$19.08	\$16.98	\$18.84	\$20.69	\$39,695
29-1215	Family Medicine Physicians	24	\$136.30	-	-	-	\$283,498
49-3041	Farm Equipment Mechanics and Service Technicians	23	\$24.72	\$20.99	\$24.01	\$28.36	\$51,418
11-9013	Farmers, Ranchers, and Other Agricultural Managers	22	\$48.08	\$43.65	\$48.40	\$55.16	\$99,991
45-2092	Farmworkers and Laborers, Crop, Nursery, and Greenhouse	2,719	\$15.47	\$13.80	\$14.73	\$15.67	\$32,166
45-2093	Farmworkers, Farm, Ranch, and Aquacultural Animals	28	\$25.04	\$21.91	\$24.18	\$28.03	\$52,081
35-3023	Fast Food and Counter Workers	1,593	\$15.23	\$14.04	\$14.89	\$15.74	\$31,667
43-4071	File Clerks	-	\$22.18	\$20.35	\$22.70	\$25.03	\$46,143
13-2098	Financial & Investment Analysts, Financial Risk Specialists, All Other	41	\$33.74	\$22.89	\$29.32	\$45.21	\$70,177
11-3031	Financial Managers	104	\$54.52	\$39.50	\$53.81	\$63.98	\$113,402
33-2011	Firefighters	129	\$29.82	\$17.91	\$32.29	\$39.24	\$62,039
47-1011	First-Line Supervisors of Construction Trades and Extraction Workers	139	\$35.86	\$29.12	\$35.39	\$41.30	\$74,590
45-1011	First-Line Supervisors of Farming, Fishing, and Forestry Workers	191	\$23.02	\$16.84	\$19.91	\$28.33	\$47,876
33-1021	First-Line Supervisors of Firefighting and Prevention Workers	35	\$45.21	\$37.11	\$43.51	\$52.81	\$94,027
35-1012	First-Line Supervisors of Food Preparation and Serving Workers	260	\$21.74	\$16.70	\$20.34	\$26.68	\$45,227
37-1011	First-Line Supervisors of Housekeeping and Janitorial Workers	61	\$20.79	\$16.76	\$19.03	\$23.88	\$43,238
37-1012	First-Line Spvrs. of Landscaping, Lawn Svc., and Groundskeeping Workers	37	\$30.81	\$24.41	\$29.94	\$35.77	\$64,090
49-1011	First-Line Supervisors of Mechanics, Installers, and Repairers	154	\$41.38	\$30.75	\$39.57	\$55.32	\$86,065
41-1012	First-Line Supervisors of Non-Retail Sales Workers	36	\$32.02	\$23.65	\$28.72	\$38.59	\$66,594
43-1011	First-Line Supervisors of Office and Administrative Support Workers	358	\$30.14	\$22.76	\$27.06	\$36.60	\$62,704
33-1012	First-Line Supervisors of Police and Detectives	41	\$53.46	\$47.40	\$52.35	\$59.89	\$111,202
51-1011	First-Line Supervisors of Production and Operating Workers	114	\$31.92	\$22.21	\$29.90	\$41.66	\$66,396
41-1011	First-Line Supervisors of Retail Sales Workers	461	\$24.80	\$18.98	\$22.58	\$28.35	\$51,589
47-2042	Floor Layers, Except Carpet, Wood, and Hard Tiles	63	\$26.91	\$26.50	\$29.04	\$31.58	\$55,981
27-1023	Floral Designers	30	\$15.81	\$13.79	\$14.49	\$17.19	\$32,894
35-2021	Food Preparation Workers	194	\$15.90	\$14.63	\$15.38	\$16.20	\$33,086
35-3041	Food Servers, Nonrestaurant	137	\$15.50	\$14.34	\$15.21	\$16.09	\$32,226
11-9051	Food Service Managers	21	\$30.32	\$23.31	\$28.11	\$36.06	\$63,057
19-4071	Forest and Conservation Technicians	220	\$19.15	\$15.31	\$17.13	\$21.74	\$39,832
11-1021	General and Operations Managers	508	\$56.26	\$35.55	\$49.01	\$65.36	\$117,032
45-2041	Graders and Sorters, Agricultural Products	515	\$14.89	\$14.01	\$14.65	\$15.28	\$30,971
27-1024	Graphic Designers	28	\$21.92	\$17.28	\$18.79	\$23.07	\$45,597
31-9099	Healthcare Support Workers, All Other	63	\$23.11	\$18.55	\$21.05	\$26.15	\$48,065
49-9021	Heating, Air Conditioning, and Refrigeration Mechanics and Installers	179	\$25.35	\$20.75	\$25.18	\$29.75	\$52,730
53-3032	Heavy and Tractor-Trailer Truck Drivers	519	\$22.54	\$18.88	\$22.02	\$25.50	\$46,884
49-9098	Helpers-Installation, Maintenance, and Repair Workers	14	\$32.26	\$15.03	\$30.04	\$38.92	\$67,111
47-4051	Highway Maintenance Workers	77	\$27.37	\$25.41	\$27.36	\$28.04	\$56,910
31-1120	Home Health and Personal Care Aides	589	\$16.22	\$14.80	\$15.60	\$17.09	\$33,739
35-9031	Hosts and Hostesses, Restaurant, Lounge, and Coffee Shop	-	\$16.88	\$14.50	\$15.20	\$15.90	\$35,117

SOC code	Wenatchee, Washington MSA occupational title	Estimated employment	Average wage	Percentiles			Annual wage
				25th	50th	75th	
43-4081	Hotel, Motel, and Resort Desk Clerks	186	\$15.68	\$14.42	\$15.15	\$15.91	\$32,621
11-3121	Human Resources Managers	29	\$58.75	\$49.26	\$56.35	\$65.82	\$122,190
13-1071	Human Resources Specialists	145	\$40.61	\$27.53	\$33.20	\$47.15	\$84,457
17-2112	Industrial Engineers	14	\$39.53	\$30.03	\$38.95	\$47.94	\$82,215
49-9041	Industrial Machinery Mechanics	65	\$32.89	\$23.01	\$30.13	\$41.41	\$68,424
11-3051	Industrial Production Managers	11	\$52.20	\$41.97	\$48.02	\$58.48	\$108,557
53-7051	Industrial Truck and Tractor Operators	135	\$18.73	\$15.10	\$16.97	\$21.31	\$38,969
43-4199	Information and Record Clerks, All Other	43	\$20.91	\$17.18	\$21.12	\$24.36	\$43,502
15-1212	Information Security Analysts	15	\$39.95	\$29.11	\$43.72	\$51.07	\$83,103
51-9061	Inspectors, Testers, Sorters, Samplers, and Weighers	216	\$20.57	\$15.13	\$16.95	\$22.21	\$42,792
49-9099	Installation, Maintenance, and Repair Workers, All Other	-	\$18.98	\$15.51	\$17.88	\$21.59	\$39,496
25-9031	Instructional Coordinators	19	\$35.26	\$29.04	\$32.58	\$41.38	\$73,349
41-3021	Insurance Sales Agents	107	\$30.86	\$18.71	\$23.39	\$30.95	\$64,185
37-2011	Janitors and Cleaners, Except Maids and Housekeeping Cleaners	519	\$17.77	\$14.88	\$16.73	\$19.95	\$36,950
23-1023	Judges, Magistrate Judges, and Magistrates	-	\$87.42	\$50.91	\$91.87	\$101.05	\$181,826
25-2012	Kindergarten Teachers, Except Special Education	81	-	-	-	-	\$66,523
13-1075	Labor Relations Specialists	-	\$40.91	\$25.14	\$40.96	\$49.90	\$85,084
53-7062	Laborers and Freight, Stock, and Material Movers, Hand	770	\$17.56	\$14.57	\$15.65	\$18.18	\$36,519
37-3011	Landscaping and Groundskeeping Workers	434	\$20.41	\$15.17	\$19.50	\$25.06	\$42,440
51-6011	Laundry and Dry-Cleaning Workers	86	\$15.16	\$13.89	\$14.74	\$15.60	\$31,534
23-1011	Lawyers	109	\$58.90	\$43.62	\$55.02	\$65.41	\$122,506
43-6012	Legal Secretaries and Administrative Assistants	39	\$26.16	\$19.09	\$25.54	\$33.44	\$54,413
25-4022	Librarians and Media Collections Specialists	52	\$28.62	\$18.85	\$28.16	\$35.62	\$59,534
43-4121	Library Assistants, Clerical	103	\$16.03	\$14.56	\$15.26	\$15.96	\$33,348
29-2061	Licensed Practical and Licensed Vocational Nurses	97	\$25.70	\$22.25	\$25.36	\$29.61	\$53,463
53-3033	Light Truck Drivers	249	\$20.19	\$15.01	\$17.03	\$23.41	\$41,995
43-4131	Loan Interviewers and Clerks	45	\$21.70	\$17.11	\$19.88	\$27.22	\$45,140
13-2072	Loan Officers	76	\$30.75	\$20.10	\$27.66	\$40.07	\$63,957
11-9081	Lodging Managers	19	\$33.89	\$32.18	\$34.96	\$37.93	\$70,480
13-1081	Logisticians	12	\$30.89	\$21.97	\$25.87	\$35.90	\$64,240
51-4041	Machinists	152	\$21.07	\$16.46	\$19.54	\$24.88	\$43,829
37-2012	Maids and Housekeeping Cleaners	725	\$16.13	\$14.55	\$15.60	\$17.69	\$33,542
43-9051	Mail Clerks and Mail Machine Operators, Except Postal Service	16	\$15.88	\$14.02	\$14.76	\$15.51	\$33,031
49-9071	Maintenance and Repair Workers, General	563	\$21.58	\$16.27	\$19.17	\$26.12	\$44,867
13-1111	Management Analysts	-	\$41.97	\$31.49	\$41.48	\$53.27	\$87,289
13-1161	Market Research Analysts and Marketing Specialists	109	\$29.07	\$19.02	\$25.46	\$32.25	\$60,448
11-2021	Marketing Managers	17	\$63.96	\$41.89	\$47.36	\$75.27	\$133,021
31-9011	Massage Therapists	69	\$32.53	\$28.89	\$33.87	\$38.93	\$67,654
17-3013	Mechanical Drafters	11	\$25.00	\$21.48	\$23.78	\$27.50	\$51,994
17-3027	Mechanical Engineering Technologists and Technicians	62	-	-	-	-	-
17-2141	Mechanical Engineers	49	\$47.90	\$37.44	\$46.20	\$58.24	\$99,642
11-9111	Medical and Health Services Managers	107	\$59.20	\$43.57	\$52.45	\$64.64	\$123,151
29-2098	Medical Dosimetrists/ Med. Rcrds./Health Technologists/Technicians, All Other	154	\$23.96	\$18.76	\$22.35	\$25.92	\$49,821
43-6013	Medical Secretaries and Administrative Assistants	126	\$19.89	\$17.62	\$19.45	\$22.32	\$41,373
13-1121	Meeting, Convention, and Event Planners	13	\$18.39	\$15.56	\$17.63	\$21.00	\$38,249

SOC code	Wenatchee, Washington MSA occupational title	Estimated employment	Average wage	Percentiles			Annual wage
				25th	50th	75th	
21-1023	Mental Health and Substance Abuse Social Workers	-	\$27.00	\$21.96	\$26.96	\$31.80	\$56,157
27-1026	Merchandise Displayers and Window Trimmers	63	\$17.64	\$14.95	\$16.53	\$18.94	\$36,700
43-5041	Meter Readers, Utilities	-	\$22.70	\$18.23	\$20.57	\$26.23	\$47,218
25-2022	Middle School Teachers, Except Special and Career/Technical Education	184	-	-	-	-	\$75,389
49-9044	Millwrights	76	\$40.96	\$29.35	\$43.46	\$50.70	\$85,204
51-2090	Miscellaneous Assemblers and Fabricators	209	\$15.78	\$13.89	\$14.95	\$16.22	\$32,818
33-1090	Miscellaneous First-Line Supervisors, Protective Service Workers	20	\$24.66	\$19.49	\$23.55	\$27.72	\$51,307
49-3042	Mobile Heavy Equipment Mechanics, Except Engines	52	\$27.83	\$23.60	\$28.16	\$31.81	\$57,886
53-3099	Motor Vehicle Operators, All Other	-	\$20.00	\$15.67	\$20.12	\$23.21	\$41,604
15-1244	Network and Computer Systems Administrators	78	\$39.36	\$33.76	\$38.99	\$45.90	\$81,878
27-3023	News Analysts, Reporters, and Journalists	29	\$17.02	\$15.07	\$16.84	\$18.70	\$35,404
29-1171	Nurse Practitioners	55	\$60.37	\$52.13	\$60.79	\$71.60	\$125,557
31-1131	Nursing Assistants	402	\$16.92	\$15.05	\$16.17	\$18.66	\$35,189
19-5011	Occupational Health and Safety Specialists	17	\$41.84	\$35.50	\$43.73	\$47.35	\$87,031
19-5012	Occupational Health and Safety Technicians	25	\$33.32	\$26.56	\$32.54	\$38.39	\$69,308
43-9199	Office and Administrative Support Workers, All Other	38	\$22.06	\$17.81	\$22.42	\$26.23	\$45,877
43-9061	Office Clerks, General	900	\$20.12	\$15.55	\$18.13	\$22.37	\$41,854
47-2073	Operating Engineers and Other Construction Equipment Operators	183	\$31.30	\$25.04	\$29.49	\$35.20	\$65,097
29-2057	Ophthalmic Medical Technicians	40	\$18.97	\$15.28	\$17.71	\$21.78	\$39,455
29-2081	Opticians, Dispensing	23	\$28.39	\$23.47	\$28.09	\$32.33	\$59,065
29-1041	Optometrists	14	-	-	-	-	-
43-4151	Order Clerks	33	\$17.95	\$15.73	\$17.69	\$19.81	\$37,330
51-9111	Packaging and Filling Machine Operators and Tenders	123	\$15.85	\$14.61	\$15.37	\$16.60	\$32,962
53-7064	Packers and Packagers, Hand	692	\$16.63	\$14.73	\$15.71	\$17.92	\$34,594
47-2141	Painters, Construction and Maintenance	185	\$21.33	\$16.62	\$18.81	\$24.36	\$44,385
23-2011	Paralegals and Legal Assistants	84	\$29.57	\$26.70	\$29.31	\$32.07	\$61,493
41-2022	Parts Salespersons	147	\$19.67	\$15.85	\$18.40	\$23.03	\$40,916
53-3058	Passenger Vehicle Drivers, Except Bus Drivers, Transit and Intercity	222	\$21.65	\$18.70	\$22.05	\$24.41	\$45,021
43-3051	Payroll and Timekeeping Clerks	26	\$21.74	\$17.80	\$19.48	\$25.71	\$45,222
13-2052	Personal Financial Advisors	-	\$29.61	\$21.70	\$26.57	\$41.58	\$61,591
11-9198	Personal Service Mgrs, Ent & Rec Mgrs, Except Gambling & Mgrs, All Other	67	\$61.06	\$43.50	\$56.31	\$70.56	\$127,014
39-1098	Personal Svcs. & Entmt. & Recr. Supervisors, Except Gambling Services	-	\$17.22	\$14.86	\$15.71	\$16.55	\$35,821
37-2021	Pest Control Workers	-	\$20.39	\$17.23	\$19.79	\$23.03	\$42,409
37-3012	Pesticide Handlers, Sprayers, and Applicators, Vegetation	-	\$27.08	\$15.36	\$22.46	\$30.18	\$56,332
29-1051	Pharmacists	152	\$64.84	\$59.55	\$66.05	\$73.93	\$134,862
31-9095	Pharmacy Aides	-	\$16.62	\$14.76	\$15.51	\$16.26	\$34,547
29-2052	Pharmacy Technicians	184	\$21.14	\$18.09	\$21.60	\$24.21	\$43,964
31-9097	Phlebotomists	30	\$23.34	\$19.18	\$22.16	\$27.44	\$48,552
27-4021	Photographers	-	\$16.35	\$14.50	\$15.20	\$15.90	\$33,996
31-2022	Physical Therapist Aides	31	\$17.22	\$15.25	\$16.80	\$19.22	\$35,811
31-2021	Physical Therapist Assistants	20	\$31.76	\$25.77	\$30.34	\$34.15	\$66,058
29-1123	Physical Therapists	71	-	-	-	-	-
29-1228	Physicians, All Other and Ophthalmologists, Except Pediatric	160	\$135.40	-	-	-	\$281,631
47-2152	Plumbers, Pipefitters, and Steamfitters	-	\$26.24	\$17.95	\$25.58	\$34.71	\$54,582
33-3051	Police and Sheriff's Patrol Officers	138	\$41.23	\$36.17	\$42.21	\$48.10	\$85,751

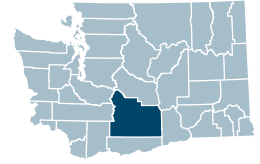
SOC code	Wenatchee, Washington MSA occupational title	Estimated employment	Average wage	Percentiles			Annual wage
				25th	50th	75th	
43-5051	Postal Service Clerks	35	\$24.71	\$18.59	\$24.68	\$30.99	\$51,384
43-5052	Postal Service Mail Carriers	101	\$25.33	\$19.01	\$24.68	\$32.00	\$52,704
43-5053	Postal Service Mail Sorters, Processors, and Processing Machine Operators	24	\$26.78	\$23.54	\$26.38	\$30.99	\$55,683
11-9131	Postmasters and Mail Superintendents	14	\$35.02	\$33.44	\$36.39	\$39.18	\$72,847
25-2011	Preschool Teachers, Except Special Education	206	\$15.73	\$14.53	\$15.27	\$16.58	\$32,731
51-5112	Printing Press Operators	21	\$19.30	\$16.47	\$18.67	\$20.65	\$40,142
21-1092	Probation Officers and Correctional Treatment Specialists	31	\$29.51	\$27.70	\$29.46	\$31.63	\$61,381
27-2012	Producers and Directors	17	\$22.96	\$19.85	\$22.40	\$25.09	\$47,750
43-5061	Production, Planning, and Expediting Clerks	73	-	-	-	-	-
13-1198	Project Mgmt. Specialists and Business Operations Specialists, All Other	274	\$35.01	\$26.05	\$32.73	\$41.04	\$72,827
11-2030	Public Relations and Fundraising Managers	14	\$56.00	\$47.87	\$55.14	\$65.74	\$116,476
27-3031	Public Relations Specialists	43	\$29.48	\$23.43	\$28.95	\$33.68	\$61,299
43-5031	Public Safety Telecommunicators	63	\$25.99	\$22.50	\$27.08	\$30.74	\$54,045
29-2034	Radiologic Technologists and Technicians	98	\$34.60	\$29.16	\$33.40	\$38.91	\$71,961
41-9022	Real Estate Sales Agents	25	\$40.67	\$37.75	\$40.62	\$43.75	\$84,611
43-4171	Receptionists and Information Clerks	421	\$16.86	\$14.70	\$16.04	\$18.66	\$35,068
39-9032	Recreation Workers	54	\$16.39	\$14.69	\$15.38	\$16.10	\$34,091
29-1141	Registered Nurses	1,387	\$43.43	\$36.65	\$43.17	\$50.30	\$90,347
21-1015	Rehabilitation Counselors	33	\$23.99	\$18.88	\$23.28	\$27.52	\$49,892
41-2031	Retail Salespersons	1,595	\$18.83	\$15.13	\$16.41	\$20.18	\$39,172
47-2181	Roofers	49	\$27.61	\$23.58	\$27.01	\$30.54	\$57,441
11-2022	Sales Managers	48	\$72.17	\$57.59	\$68.92	\$82.25	\$150,123
41-3091	Sales Reps. of Svcs., Exc. Advertising, Insurance, Financial Svcs., & Travel	162	-	-	-	-	-
41-4012	Sales Reps/Wholesale/Mfg., Except Tech/Science Products	330	\$39.43	\$25.14	\$32.67	\$43.99	\$81,990
33-9098	School Bus Monitors and Protective Service Workers, All Other	48	\$20.11	\$17.39	\$18.90	\$21.55	\$41,829
25-2031	Secondary School Teachers, Except Special and Career/Technical Education	286	-	-	-	-	\$77,195
43-6014	Secretaries and Admin. Assistants, Except Legal, Medical, and Executive	489	\$21.41	\$17.55	\$20.86	\$24.50	\$44,536
41-3031	Securities, Commodities, and Financial Services Sales Agents	68	\$25.84	\$18.76	\$20.95	\$25.68	\$53,734
33-9032	Security Guards	114	\$18.21	\$15.74	\$18.03	\$20.22	\$37,872
25-3021	Self-Enrichment Teachers	-	\$23.31	\$16.03	\$21.41	\$31.76	\$48,484
51-9012	Separating & Filtering Machine Setters/Operators/Tenders	40	\$23.04	\$15.60	\$20.56	\$28.63	\$47,927
51-6031	Sewing Machine Operators	-	\$16.23	\$14.70	\$15.78	\$17.93	\$33,753
43-5071	Shipping, Receiving, and Inventory Clerks	326	\$20.23	\$15.23	\$17.29	\$20.04	\$42,069
21-1093	Social and Human Service Assistants	78	\$19.65	\$16.92	\$18.94	\$21.67	\$40,863
15-1256	Software Developers and Software Quality Assurance Analysts and Testers	-	\$64.42	\$46.45	\$55.84	\$69.66	\$133,984
19-1013	Soil and Plant Scientists	20	\$32.67	\$25.99	\$32.01	\$36.64	\$67,951
25-2052	Special Education Teachers, Kindergarten and Elementary School	34	-	-	-	-	\$69,788
25-2057	Special Education Teachers, Middle School	21	-	-	-	-	\$66,258
25-2058	Special Education Teachers, Secondary School	34	-	-	-	-	\$77,001
29-1127	Speech-Language Pathologists	40	\$41.20	\$35.30	\$41.86	\$48.19	\$85,684
53-7065	Stockers and Order Fillers	437	\$16.24	\$14.72	\$15.58	\$17.42	\$33,781
21-1018	Substance Abuse, Behavioral Disorder, and Mental Health Counselors	107	\$24.47	\$17.96	\$22.58	\$30.19	\$50,892
25-3031	Substitute Teachers, Short-Term	311	\$17.78	\$16.45	\$17.66	\$18.89	\$36,986
17-3031	Surveying and Mapping Technicians	27	\$27.68	\$24.10	\$27.75	\$30.80	\$57,585
43-2011	Switchboard Operators, Including Answering Service	28	\$14.95	\$13.83	\$13.84	\$15.09	\$31,096



SOC code	Wenatchee, Washington MSA occupational title	Estimated employment	Average wage	Percentiles			Annual wage
				25th	50th	75th	
25-9045	Teaching Assistants, Except Postsecondary	655	-	-	-	-	\$36,149
49-2022	Telecommunications Equip. Installers and Repairers, Except Line Installers	99	\$36.32	\$32.97	\$36.72	\$40.35	\$75,538
49-9052	Telecommunications Line Installers and Repairers	26	\$30.58	\$23.14	\$32.16	\$37.84	\$63,606
43-3071	Tellers	237	\$17.03	\$15.49	\$17.10	\$18.78	\$35,426
49-3093	Tire Repairers and Changers	-	\$15.64	\$14.43	\$15.00	\$15.57	\$32,526
23-2093	Title Examiners, Abstractors, and Searchers	17	\$21.97	\$18.06	\$21.33	\$25.71	\$45,689
13-1151	Training and Development Specialists	39	\$35.75	\$28.89	\$35.89	\$42.32	\$74,354
33-9093	Transportation Security Screeners	21	\$21.83	\$19.62	\$21.66	\$23.33	\$45,403
53-1047	Transportation/Material Moving Supervisors/No Cargo Handlers	128	\$27.32	\$19.11	\$23.84	\$35.10	\$56,817
25-3097	Tutors and Teachers and Instructors, All Other	-	-	-	-	-	\$44,995
19-3051	Urban and Regional Planners	36	\$39.12	\$33.73	\$39.13	\$43.73	\$81,358
29-2056	Veterinary Technologists and Technicians	51	\$17.05	\$14.56	\$15.32	\$19.23	\$35,475
35-3031	Waiters and Waitresses	756	\$18.11	\$14.69	\$16.76	\$20.81	\$37,665
51-8031	Water and Wastewater Treatment Plant and System Operators	-	\$33.53	\$28.76	\$31.72	\$37.78	\$69,744
15-1257	Web Developers and Digital Interface Designers	63	\$36.14	\$18.77	\$26.25	\$50.28	\$75,175
51-4121	Welders, Cutters, Solderers, and Brazers	52	\$22.62	\$17.25	\$19.35	\$23.65	\$47,044
19-1023	Zoologists and Wildlife Biologists	76	\$38.14	\$32.80	\$36.99	\$42.64	\$79,317



**Yakima, Washington MSA**  
**2022 Occupational Employment**  
**and Wage Estimates**  
Includes Yakima County



SOC code	Yakima, Washington MSA occupational title	Estimated employment	Average wage	Percentiles			Annual wage
				25th	50th	75th	
13-2011	Accountants and Auditors	536	\$35.85	\$28.67	\$35.97	\$40.57	\$74,580
11-3012	Administrative Services Managers	28	\$52.47	\$45.56	\$51.69	\$60.95	\$109,130
25-3011	Adult Literacy, Remedial Educ., GED Teachers/Instructors	-	\$24.01	\$14.80	\$18.74	\$23.77	\$49,940
41-3011	Advertising Sales Agents	41	\$23.78	\$16.91	\$18.65	\$23.80	\$49,460
17-2011	Aerospace Engineers	-	\$40.66	\$30.16	\$37.08	\$43.36	\$84,580
45-2091	Agricultural Equipment Operators	265	\$15.46	\$14.44	\$14.52	\$14.55	\$32,170
45-2011	Agricultural Inspectors	138	\$27.29	\$23.00	\$27.33	\$28.01	\$56,770
19-4012	Agricultural Technicians	19	\$18.44	\$17.27	\$17.70	\$18.39	\$38,340
49-3011	Aircraft Mechanics and Service Technicians	-	\$23.49	\$18.45	\$23.54	\$29.07	\$48,860
39-3091	Amusement and Recreation Attendants	85	\$14.92	\$13.89	\$14.09	\$14.45	\$31,030
39-2021	Animal Caretakers	53	\$15.74	\$13.88	\$14.43	\$17.23	\$32,740
17-1011	Architects, Except Landscape and Naval	28	\$40.06	\$29.88	\$38.05	\$47.59	\$83,330
17-3011	Architectural and Civil Drafters	32	\$26.21	\$22.52	\$28.35	\$28.96	\$54,510
11-9041	Architectural and Engineering Managers	26	\$69.58	\$60.82	\$61.26	\$77.71	\$144,730
53-6031	Automotive and Watercraft Service Attendants	153	\$15.76	\$14.08	\$14.76	\$17.07	\$32,770
49-3021	Automotive Body and Related Repairers	44	\$21.54	\$17.94	\$21.28	\$22.69	\$44,810
49-3022	Automotive Glass Installers and Repairers	23	\$20.09	\$17.80	\$18.23	\$22.86	\$41,790
49-3023	Automotive Service Technicians and Mechanics	338	\$23.79	\$17.71	\$22.12	\$28.25	\$49,480
51-3011	Bakers	142	\$16.99	\$14.17	\$16.26	\$17.86	\$35,340
35-3011	Bartenders	223	\$18.26	\$13.94	\$14.84	\$21.80	\$37,980
43-3011	Bill and Account Collectors	56	\$22.59	\$16.28	\$22.04	\$24.70	\$47,000
43-3021	Billing and Posting Clerks	354	\$19.54	\$17.67	\$17.91	\$22.37	\$40,640
25-1042	Biological Science Teachers, Postsecondary	22	-	-	-	-	\$74,990
19-4021	Biological Technicians	44	\$22.47	\$16.95	\$21.00	\$27.33	\$46,730
43-3031	Bookkeeping, Accounting, and Auditing Clerks	925	\$22.33	\$18.04	\$22.28	\$23.45	\$46,440
27-3011	Broadcast Announcers and Radio Disc Jockeys	12	\$19.55	\$14.26	\$14.71	\$17.79	\$40,660
27-4012	Broadcast Technicians	21	\$18.52	\$13.92	\$14.75	\$18.38	\$38,510
49-3031	Bus and Truck Mechanics and Diesel Engine Specialists	239	\$26.01	\$22.25	\$25.33	\$29.11	\$54,090
53-3051	Bus Drivers, School	445	\$20.80	\$17.84	\$22.82	\$23.46	\$43,260
13-1199	Business Operations Specialists, All Other	670	\$32.41	\$22.90	\$29.60	\$38.41	\$67,410
51-3021	Butchers and Meat Cutters	130	\$18.30	\$14.46	\$18.13	\$21.17	\$38,060
13-1020	Buyers and Purchasing Agents	241	\$31.35	\$23.57	\$29.61	\$37.09	\$65,200
51-7011	Cabinetmakers and Bench Carpenters	25	\$21.04	\$17.55	\$18.45	\$23.38	\$43,770
25-2023	Career/Technical Education Teachers, Middle School	30	-	-	-	-	\$85,110
25-1194	Career/Technical Education Teachers, Postsecondary	173	\$31.92	\$28.47	\$30.65	\$37.39	\$66,400
25-2032	Career/Technical Education Teachers, Secondary School	166	-	-	-	-	\$84,140
43-5011	Cargo and Freight Agents	43	\$32.71	\$18.29	\$23.10	\$43.99	\$68,030
47-2031	Carpenters	531	\$28.42	\$21.86	\$23.93	\$33.43	\$59,120
17-1021	Cartographers and Photogrammetrists	12	\$35.20	\$29.33	\$33.30	\$38.33	\$73,220
41-2011	Cashiers	2,065	\$14.94	\$13.78	\$14.08	\$14.45	\$31,080

SOC code	Yakima, Washington MSA occupational title	Estimated employment	Average wage	Percentiles			Annual wage
				25th	50th	75th	
47-2051	Cement Masons and Concrete Finishers	101	\$29.11	\$22.40	\$29.01	\$29.91	\$60,550
35-1011	Chefs and Head Cooks	54	\$25.12	\$18.94	\$23.61	\$30.08	\$52,250
19-4031	Chemical Technicians	21	\$24.31	\$19.50	\$22.58	\$28.78	\$50,560
19-2031	Chemists	20	\$36.78	\$27.20	\$37.04	\$40.40	\$76,500
11-1011	Chief Executives	64	\$103.68	\$71.61	\$81.64	-	\$215,650
21-1021	Child, Family, and School Social Workers	360	\$27.50	\$22.57	\$28.39	\$34.11	\$57,190
39-9011	Childcare Workers	235	\$14.84	\$13.92	\$14.25	\$14.65	\$30,860
29-1011	Chiropractors	17	\$39.51	\$22.79	\$37.03	\$45.99	\$82,180
17-3022	Civil Engineering Technologists and Technicians	60	\$30.50	\$22.95	\$30.92	\$35.86	\$63,440
17-2051	Civil Engineers	170	\$41.88	\$37.56	\$39.58	\$47.28	\$87,110
13-1031	Claims Adjusters, Examiners, and Investigators	59	\$39.84	\$32.48	\$36.26	\$48.43	\$82,880
53-7061	Cleaners of Vehicles and Equipment	303	\$16.18	\$14.06	\$14.49	\$17.26	\$33,660
21-2011	Clergy	18	\$26.22	\$23.23	\$28.55	\$29.54	\$54,530
29-2010	Clinical Laboratory Technologists and Technicians	78	\$28.51	\$22.25	\$28.90	\$36.83	\$59,300
27-2022	Coaches and Scouts	233	-	-	-	-	\$48,500
51-9124	Coating, Painting, and Spraying Machine Setters, Operators, and Tenders	106	\$18.43	\$14.62	\$17.92	\$20.11	\$38,340
21-1099	Community and Social Service Specialists, All Other	60	\$28.25	\$20.61	\$28.55	\$35.73	\$58,760
21-1094	Community Health Workers	131	\$21.86	\$17.36	\$18.67	\$23.73	\$45,470
13-1141	Compensation, Benefits, and Job Analysis Specialists	21	\$34.37	\$29.11	\$30.17	\$37.03	\$71,490
13-1041	Compliance Officers	214	\$35.24	\$28.55	\$31.69	\$38.60	\$73,310
11-3021	Computer and Information Systems Managers	62	\$62.31	\$47.83	\$60.01	\$72.56	\$129,600
15-1241	Computer Network Architects	22	\$41.36	\$34.17	\$43.60	\$45.44	\$86,040
15-1231	Computer Network Support Specialists	44	\$35.54	\$29.89	\$35.53	\$39.34	\$73,930
51-9161	Computer Numerically Controlled Tool Operators	20	\$19.24	\$16.08	\$18.61	\$21.50	\$40,020
51-9162	Computer Numerically Controlled Tool Programmers	16	\$35.72	\$27.10	\$34.54	\$46.58	\$74,300
15-1299	Computer Occupations, All Other	94	\$32.23	\$23.46	\$29.17	\$37.26	\$67,030
15-1211	Computer Systems Analysts	58	\$44.01	\$38.23	\$44.67	\$49.33	\$91,550
15-1232	Computer User Support Specialists	241	\$29.88	\$23.00	\$28.90	\$35.19	\$62,160
49-2011	Computer, Automated Teller, and Office Machine Repairers	24	\$22.82	\$17.69	\$22.64	\$28.14	\$47,470
19-1031	Conservation Scientists	27	\$32.28	\$27.33	\$31.69	\$36.73	\$67,140
47-4011	Construction and Building Inspectors	49	\$36.33	\$29.91	\$39.07	\$39.58	\$75,570
47-2061	Construction Laborers	624	\$22.55	\$17.82	\$22.02	\$27.68	\$46,900
11-9021	Construction Managers	120	\$48.78	\$36.56	\$47.18	\$60.15	\$101,460
35-2011	Cooks, Fast Food	394	\$15.04	\$14.61	\$14.84	\$14.88	\$31,290
35-2012	Cooks, Institution and Cafeteria	343	\$18.49	\$15.21	\$18.27	\$19.18	\$38,450
35-2014	Cooks, Restaurant	509	\$17.15	\$14.87	\$17.21	\$17.86	\$35,670
35-2015	Cooks, Short Order	42	\$15.99	\$14.59	\$14.82	\$17.99	\$33,270
33-3012	Correctional Officers and Jailers	192	\$29.88	\$24.16	\$29.37	\$36.58	\$62,150
13-1051	Cost Estimators	136	\$34.56	\$28.76	\$36.17	\$37.02	\$71,890
41-2021	Counter and Rental Clerks	317	\$17.67	\$14.37	\$16.53	\$21.05	\$36,750
43-4031	Court, Municipal, and License Clerks	88	\$22.32	\$14.29	\$22.89	\$28.90	\$46,430
13-2041	Credit Analysts	23	\$34.58	\$23.99	\$30.17	\$36.98	\$71,920
43-4051	Customer Service Representatives	914	\$19.32	\$14.63	\$17.81	\$22.26	\$40,190
51-4031	Cut/Punch/Press Mach Setters/Oprs/Tenders, Metal/Plastic	79	\$19.29	\$17.36	\$18.09	\$22.22	\$40,120
51-9032	Cutting and Slicing Machine Setters, Operators, and Tenders	54	\$19.80	\$18.13	\$18.45	\$22.04	\$41,180

SOC code	Yakima, Washington MSA occupational title	Estimated employment	Average wage	Percentiles			Annual wage
				25th	50th	75th	
43-9021	Data Entry Keyers	26	\$19.70	\$17.15	\$18.13	\$22.42	\$40,980
41-9011	Demonstrators and Product Promoters	69	\$16.24	\$14.16	\$14.47	\$17.25	\$33,770
31-9091	Dental Assistants	392	\$19.24	\$16.69	\$18.27	\$22.18	\$40,010
29-1292	Dental Hygienists	175	\$46.21	\$45.72	\$47.48	\$48.20	\$96,110
51-9081	Dental Laboratory Technicians	24	\$21.78	\$17.67	\$22.33	\$23.38	\$45,290
29-1021	Dentists, General	76	\$93.19	\$61.63	\$93.28	-	\$193,820
33-3021	Detectives and Criminal Investigators	33	\$49.98	\$37.66	\$47.40	\$62.75	\$103,960
29-2032	Diagnostic Medical Sonographers	50	\$40.44	\$37.03	\$37.03	\$46.85	\$84,110
29-1031	Dietitians and Nutritionists	49	\$29.11	\$25.57	\$28.90	\$36.83	\$60,540
35-9011	Dining Room and Cafeteria Attendants and Bartender Helpers	101	\$15.50	\$14.32	\$14.64	\$14.87	\$32,240
35-9021	Dishwashers	269	\$15.21	\$13.79	\$14.45	\$14.99	\$31,630
43-5032	Dispatchers, Except Police, Fire, and Ambulance	130	\$22.12	\$17.88	\$22.42	\$24.52	\$46,020
53-3031	Driver/Sales Workers	238	\$17.29	\$14.46	\$14.46	\$21.60	\$35,960
47-2081	Drywall and Ceiling Tile Installers	85	\$25.77	\$14.26	\$27.64	\$33.20	\$53,600
27-3041	Editors	20	\$31.37	\$18.63	\$29.66	\$29.66	\$65,240
11-9032	Education Administrators, Kindergarten through Secondary	253	-	-	-	-	\$122,290
11-9033	Education Administrators, Postsecondary	63	\$63.35	\$37.00	\$57.86	\$94.93	\$131,770
11-9031	Education and Childcare Administrators, Preschool and Daycare	51	\$27.09	\$21.59	\$23.40	\$29.60	\$56,340
25-9099	Educational Instruction and Library Workers, All Other	113	\$24.42	\$17.70	\$22.78	\$28.38	\$50,790
21-1012	Educational, Guidance, and Career Counselors and Advisors	157	\$39.57	\$30.52	\$38.66	\$49.01	\$82,300
17-3023	Electrical and Electronic Engineering Technologists and Technicians	16	\$37.16	\$32.00	\$35.72	\$37.55	\$77,290
49-2094	Electrical and Electronics Repairers, Commercial and Industrial Equipment	42	\$30.04	\$26.88	\$26.88	\$32.29	\$62,480
17-2071	Electrical Engineers	62	\$50.73	\$35.91	\$46.68	\$61.53	\$105,510
49-9051	Electrical Power-Line Installers and Repairers	50	\$43.59	\$37.16	\$46.46	\$51.09	\$90,670
51-2028	Electrical/Electronic/Electromechanical Assemblers Only	46	\$18.69	\$17.18	\$18.13	\$20.41	\$38,880
47-2111	Electricians	412	\$32.07	\$22.14	\$29.33	\$38.35	\$66,700
25-2021	Elementary School Teachers, Except Special Education	1,219	-	-	-	-	\$77,570
43-4061	Eligibility Interviewers, Government Programs	198	\$26.59	\$23.00	\$28.01	\$30.16	\$55,300
29-2042	Emergency Medical Technicians	77	\$16.45	\$13.99	\$14.10	\$17.37	\$34,210
17-3029	Engineering Technologists and Technicians, Except Drafters, All Other	17	\$30.35	\$18.20	\$29.68	\$36.52	\$63,130
39-1014	Entertainment and Recreation Workers Supervisors, Exc. Gambling Services	25	\$27.60	\$20.30	\$27.58	\$30.44	\$57,410
17-2081	Environmental Engineers	17	\$41.09	\$36.35	\$40.57	\$48.20	\$85,460
19-4042	Environmental Science and Protection Technicians, Including Health	14	\$22.89	\$20.00	\$22.59	\$28.05	\$47,600
19-2041	Environmental Scientists and Specialists, Including Health	94	\$33.00	\$28.49	\$34.11	\$35.75	\$68,630
43-6011	Executive Secretaries and Executive Administrative Assistants	110	\$30.51	\$27.02	\$29.94	\$36.37	\$63,460
39-9031	Exercise Trainers and Group Fitness Instructors	138	\$21.86	\$17.21	\$22.11	\$23.70	\$45,470
11-3013	Facilities Managers	32	\$46.31	\$36.85	\$46.30	\$49.28	\$96,320
29-1215	Family Medicine Physicians	-	\$162.06	-	-	-	\$337,090
49-3041	Farm Equipment Mechanics and Service Technicians	193	\$23.18	\$17.85	\$22.51	\$28.55	\$48,220
45-2092	Farmworkers and Laborers, Crop, Nursery, and Greenhouse	2,797	\$14.76	\$13.69	\$13.84	\$14.40	\$30,700
45-2093	Farmworkers, Farm, Ranch, and Aquacultural Animals	82	\$17.62	\$14.35	\$15.20	\$18.15	\$36,650
35-3023	Fast Food and Counter Workers	3,142	\$14.72	\$14.04	\$14.22	\$14.67	\$30,620
51-2051	Fiberglass Laminators and Fabricators	75	\$17.00	\$14.56	\$14.56	\$18.45	\$35,360
43-4071	File Clerks	20	\$17.68	\$14.37	\$16.10	\$19.65	\$36,760
13-2051	Financial and Investment Analysts	44	\$35.30	\$26.69	\$36.79	\$37.69	\$73,420

SOC code	Yakima, Washington MSA occupational title	Estimated employment	Average wage	Percentiles			Annual wage
				25th	50th	75th	
11-3031	Financial Managers	211	\$69.18	\$47.66	\$61.17	\$79.69	\$143,880
13-2099	Financial Specialists, All Other	34	\$31.10	\$20.19	\$23.99	\$38.04	\$64,690
33-2011	Firefighters	523	\$24.76	\$14.34	\$15.39	\$35.65	\$51,500
47-1011	First-Line Supervisors of Construction Trades and Extraction Workers	315	\$37.44	\$26.27	\$37.10	\$46.28	\$77,880
33-1011	First-Line Supervisors of Correctional Officers	32	\$38.07	\$37.16	\$37.16	\$38.53	\$79,190
45-1011	First-Line Supervisors of Farming, Fishing, and Forestry Workers	268	\$23.99	\$18.14	\$18.31	\$29.27	\$49,900
33-1021	First-Line Supervisors of Firefighting and Prevention Workers	123	\$37.67	\$18.15	\$38.84	\$49.19	\$78,350
35-1012	First-Line Supervisors of Food Preparation and Serving Workers	737	\$20.24	\$15.27	\$18.23	\$22.69	\$42,110
39-1013	First-Line Supervisors of Gambling Services Workers	38	-	-	-	-	-
37-1011	First-Line Supervisors of Housekeeping and Janitorial Workers	61	\$20.84	\$18.21	\$18.51	\$23.16	\$43,340
37-1012	First-Line Sprvs. of Landscaping, Lawn Service, and Groundskeeping Workers	25	\$27.95	\$22.13	\$27.86	\$33.97	\$58,140
49-1011	First-Line Supervisors of Mechanics, Installers, and Repairers	370	\$36.28	\$29.01	\$36.41	\$42.96	\$75,470
41-1012	First-Line Supervisors of Non-Retail Sales Workers	105	\$39.50	\$29.54	\$37.19	\$47.33	\$82,150
43-1011	First-Line Supervisors of Office and Administrative Support Workers	764	\$30.06	\$23.43	\$28.90	\$35.73	\$62,530
39-1022	First-Line Supervisors of Personal Service Workers	32	\$22.42	\$18.30	\$22.21	\$27.16	\$46,630
33-1012	First-Line Supervisors of Police and Detectives	88	\$48.41	\$40.61	\$49.06	\$56.97	\$100,690
51-1011	First-Line Supervisors of Production and Operating Workers	557	\$30.23	\$23.16	\$28.99	\$36.83	\$62,870
33-1099	First-Line Supervisors of Protective Service Workers, All Other	13	\$32.66	\$29.57	\$30.77	\$32.77	\$67,920
41-1011	First-Line Supervisors of Retail Sales Workers	885	\$24.41	\$18.02	\$22.06	\$28.55	\$50,780
33-1091	First-Line Supervisors of Security Workers	22	\$25.93	\$18.43	\$23.45	\$30.49	\$53,930
47-2042	Floor Layers, Except Carpet, Wood, and Hard Tiles	19	\$20.60	\$17.27	\$18.12	\$26.69	\$42,850
27-1023	Floral Designers	30	\$16.18	\$14.18	\$14.52	\$18.00	\$33,650
51-3091	Food and Tobacco Roasting, Baking, and Drying Mach. Oprs. and Tenders	39	\$20.50	\$17.74	\$22.04	\$22.76	\$42,640
51-3092	Food Batchmakers	195	\$19.49	\$17.02	\$17.86	\$22.76	\$40,550
35-2021	Food Preparation Workers	418	\$16.13	\$14.73	\$14.99	\$17.11	\$33,550
51-3099	Food Processing Workers, All Other	31	\$19.03	\$17.48	\$18.13	\$22.04	\$39,590
19-4013	Food Science Technicians	51	\$21.57	\$18.10	\$22.28	\$23.12	\$44,870
19-1012	Food Scientists and Technologists	16	\$36.51	\$29.94	\$34.71	\$37.66	\$75,930
35-3041	Food Servers, Nonrestaurant	225	\$14.74	\$14.34	\$14.52	\$14.56	\$30,670
11-9051	Food Service Managers	74	\$39.31	\$28.12	\$38.21	\$46.94	\$81,760
19-1032	Foresters	11	\$35.91	\$32.48	\$32.53	\$36.12	\$74,690
13-1131	Fundraisers	56	\$27.13	\$22.62	\$23.95	\$30.01	\$56,430
39-3011	Gambling Dealers	139	\$16.15	\$13.69	\$14.52	\$14.63	\$33,590
11-1021	General and Operations Managers	1,060	\$53.29	\$36.47	\$47.42	\$61.92	\$110,840
45-2041	Graders and Sorters, Agricultural Products	1,442	\$14.50	\$14.35	\$14.36	\$14.37	\$30,150
27-1024	Graphic Designers	44	\$23.73	\$18.35	\$22.86	\$26.91	\$49,360
51-4033	Grind/Lap/Polish/Buf. Mach. Tool Setters, Oprs, & Tenders, Metal & Plastic	81	\$16.75	\$14.46	\$14.73	\$18.09	\$34,830
39-5012	Hairdressers, Hairstylists, and Cosmetologists	68	\$19.90	\$17.64	\$17.83	\$22.39	\$41,380
47-4041	Hazardous Materials Removal Workers	24	\$29.41	\$20.64	\$26.87	\$44.75	\$61,170
21-1091	Health Education Specialists	24	\$29.91	\$28.01	\$28.01	\$34.97	\$62,210
29-9021	Health Information Technologists and Medical Registrars	26	\$20.52	\$14.21	\$18.03	\$20.23	\$42,680
29-2099	Health Technologists and Technicians, All Other	135	\$22.27	\$17.76	\$22.32	\$22.65	\$46,330
29-1299	Healthcare Diagnosing or Treating Practitioners, All Other	12	\$44.39	\$36.66	\$36.66	\$40.97	\$92,340
29-9099	Healthcare Practitioners and Technical Workers, All Other	14	\$27.88	\$17.76	\$23.08	\$28.79	\$57,980
21-1022	Healthcare Social Workers	227	\$26.78	\$23.90	\$24.03	\$30.52	\$55,690

SOC code	Yakima, Washington MSA occupational title	Estimated employment	Average wage	Percentiles			Annual wage
				25th	50th	75th	
31-9099	Healthcare Support Workers, All Other	101	\$21.44	\$18.08	\$22.04	\$23.16	\$44,600
49-9021	Heating, Air Conditioning, and Refrigeration Mechanics and Installers	178	\$26.13	\$22.31	\$22.69	\$28.85	\$54,350
53-3032	Heavy and Tractor-Trailer Truck Drivers	1,583	\$24.55	\$18.46	\$22.90	\$29.37	\$51,060
49-9098	Helpers-Installation, Maintenance, and Repair Workers	26	\$18.07	\$15.52	\$17.58	\$17.97	\$37,590
51-9198	Helpers-Production Workers	98	\$16.30	\$14.25	\$15.32	\$17.78	\$33,900
47-4051	Highway Maintenance Workers	163	\$25.78	\$22.70	\$27.33	\$28.83	\$53,620
31-1120	Home Health and Personal Care Aides	1,722	\$16.02	\$14.31	\$16.85	\$17.56	\$33,310
35-9031	Hosts and Hostesses, Restaurant, Lounge, and Coffee Shop	114	\$15.19	\$13.97	\$14.16	\$14.64	\$31,590
43-4081	Hotel, Motel, and Resort Desk Clerks	136	\$15.40	\$13.95	\$14.04	\$14.46	\$32,020
43-4161	Human Resources Assistants, Except Payroll and Timekeeping	72	\$21.38	\$18.10	\$21.87	\$23.27	\$44,470
11-3121	Human Resources Managers	59	\$58.33	\$47.29	\$57.40	\$63.40	\$121,320
13-1071	Human Resources Specialists	292	\$31.65	\$23.45	\$29.60	\$36.83	\$65,830
19-2043	Hydrologists	17	\$43.09	\$37.69	\$44.77	\$45.90	\$89,640
17-2112	Industrial Engineers	49	\$42.80	\$34.31	\$42.47	\$48.57	\$89,020
49-9041	Industrial Machinery Mechanics	480	\$27.37	\$22.62	\$28.83	\$29.61	\$56,930
11-3051	Industrial Production Managers	71	\$54.19	\$44.54	\$49.00	\$60.95	\$112,720
53-7051	Industrial Truck and Tractor Operators	1,505	\$17.84	\$14.64	\$17.90	\$18.31	\$37,110
43-4199	Information and Record Clerks, All Other	106	\$20.18	\$16.95	\$21.70	\$22.94	\$41,980
15-1212	Information Security Analysts	14	\$54.09	\$47.62	\$48.41	\$60.95	\$112,500
51-9061	Inspectors, Testers, Sorters, Samplers, and Weighers	548	\$19.51	\$14.46	\$17.92	\$22.83	\$40,580
49-9099	Installation, Maintenance, and Repair Workers, All Other	60	\$24.83	\$19.52	\$24.80	\$29.52	\$51,650
25-9031	Instructional Coordinators	86	\$41.86	\$36.99	\$48.57	\$49.15	\$87,060
43-9041	Insurance Claims and Policy Processing Clerks	27	\$22.64	\$17.52	\$22.10	\$25.96	\$47,080
41-3021	Insurance Sales Agents	203	\$30.88	\$17.62	\$22.51	\$30.14	\$64,220
27-3091	Interpreters and Translators	16	\$23.84	\$18.65	\$22.42	\$28.55	\$49,590
43-4111	Interviewers, Except Eligibility and Loan	62	\$18.80	\$17.48	\$17.48	\$22.04	\$39,100
37-2011	Janitors and Cleaners, Except Maids and Housekeeping Cleaners	1,610	\$16.94	\$14.55	\$14.65	\$18.46	\$35,230
23-1023	Judges, Magistrate Judges, and Magistrates	42	\$67.30	\$47.76	\$55.10	\$97.60	\$139,980
25-2012	Kindergarten Teachers, Except Special Education	227	-	-	-	-	\$73,580
13-1075	Labor Relations Specialists	24	\$38.22	\$29.11	\$29.11	\$47.13	\$79,490
53-7062	Laborers and Freight, Stock, and Material Movers, Hand	1,746	\$17.29	\$14.46	\$17.51	\$18.24	\$35,960
37-3011	Landscaping and Groundskeeping Workers	419	\$18.19	\$14.36	\$17.08	\$21.55	\$37,840
51-6011	Laundry and Dry-Cleaning Workers	91	\$14.79	\$13.69	\$14.10	\$15.93	\$30,770
23-1011	Lawyers	224	\$53.04	\$37.12	\$47.66	\$61.19	\$110,330
43-6012	Legal Secretaries and Administrative Assistants	94	\$22.71	\$18.03	\$22.26	\$23.02	\$47,240
11-1031	Legislators	54	-	-	-	-	\$139,690
25-4022	Librarians and Media Collections Specialists	74	\$35.66	\$27.40	\$36.87	\$49.15	\$74,160
43-4121	Library Assistants, Clerical	50	\$16.36	\$14.28	\$14.35	\$17.88	\$34,020
25-4031	Library Technicians	14	\$20.55	\$17.68	\$22.76	\$22.97	\$42,750
29-2061	Licensed Practical and Licensed Vocational Nurses	186	\$28.08	\$23.36	\$28.54	\$28.84	\$58,410
19-4099	Life, Physical, and Social Science Technicians, All Other	11	\$25.57	\$17.40	\$22.98	\$30.62	\$53,180
33-9092	Lifeguards, Ski Patrol, and Other Recreational Protective Service Workers	23	\$13.78	\$13.69	\$13.69	\$13.69	\$28,670
53-3033	Light Truck Drivers	624	\$19.73	\$14.70	\$18.37	\$22.04	\$41,040
43-4131	Loan Interviewers and Clerks	41	\$21.40	\$18.29	\$22.16	\$23.06	\$44,510
13-2072	Loan Officers	131	\$39.67	\$22.96	\$29.96	\$47.89	\$82,520

SOC code	Yakima, Washington MSA occupational title	Estimated employment	Average wage	Percentiles			Annual wage
				25th	50th	75th	
11-9081	Lodging Managers	38	\$29.05	\$22.01	\$22.07	\$30.24	\$60,430
13-1081	Logisticians	29	\$35.88	\$28.68	\$36.94	\$41.44	\$74,630
51-4041	Machinists	203	\$24.20	\$18.29	\$23.24	\$29.61	\$50,340
37-2012	Maids and Housekeeping Cleaners	480	\$14.89	\$14.08	\$14.30	\$14.65	\$30,970
43-9051	Mail Clerks and Mail Machine Operators, Except Postal Service	17	\$19.17	\$14.62	\$16.87	\$22.58	\$39,880
49-9071	Maintenance and Repair Workers, General	1,205	\$21.44	\$17.63	\$21.92	\$23.44	\$44,600
49-9043	Maintenance Workers, Machinery	60	\$19.98	\$17.67	\$17.70	\$22.88	\$41,550
13-1111	Management Analysts	162	\$35.81	\$27.84	\$33.76	\$39.64	\$74,470
11-9199	Managers, All Other	131	\$54.96	\$38.28	\$49.41	\$59.68	\$114,310
13-1161	Market Research Analysts and Marketing Specialists	169	\$28.24	\$19.09	\$23.76	\$34.19	\$58,740
11-2021	Marketing Managers	33	\$62.05	\$45.69	\$61.13	\$77.27	\$129,070
31-9011	Massage Therapists	62	\$29.93	\$20.82	\$29.04	\$35.24	\$62,250
51-3022	Meat, Poultry, and Fish Cutters and Trimmers	203	\$16.88	\$17.41	\$17.41	\$17.41	\$35,110
17-3013	Mechanical Drafters	34	\$24.01	\$18.20	\$23.15	\$27.95	\$49,930
17-3027	Mechanical Engineering Technologists and Technicians	13	\$32.39	\$24.88	\$29.78	\$37.96	\$67,380
17-2141	Mechanical Engineers	69	\$40.01	\$30.00	\$38.16	\$46.67	\$83,210
11-9111	Medical and Health Services Managers	124	\$59.80	\$45.25	\$54.25	\$60.95	\$124,380
31-9092	Medical Assistants	636	\$18.94	\$17.48	\$18.10	\$21.52	\$39,400
31-9093	Medical Equipment Preparers	48	\$19.51	\$17.48	\$17.84	\$22.04	\$40,570
49-9062	Medical Equipment Repairers	22	\$25.82	\$16.05	\$25.62	\$35.11	\$53,710
29-2072	Medical Records Specialists	120	\$22.87	\$17.84	\$22.42	\$28.55	\$47,570
43-6013	Medical Secretaries and Administrative Assistants	221	\$18.90	\$17.48	\$17.48	\$21.63	\$39,310
31-9094	Medical Transcriptionists	14	\$19.40	\$17.18	\$18.11	\$22.40	\$40,360
13-1121	Meeting, Convention, and Event Planners	20	\$23.38	\$20.38	\$22.41	\$27.31	\$48,620
21-1023	Mental Health and Substance Abuse Social Workers	113	\$22.65	\$17.67	\$18.67	\$30.16	\$47,120
27-1026	Merchandise Displayers and Window Trimmers	49	\$17.22	\$14.09	\$16.86	\$18.20	\$35,820
25-2022	Middle School Teachers, Except Special and Career/Technical Education	423	-	-	-	-	\$78,630
51-2090	Miscellaneous Assemblers and Fabricators	539	\$17.54	\$14.56	\$16.65	\$18.45	\$36,480
47-4090	Miscellaneous Construction and Related Workers	11	\$27.42	\$28.89	\$28.95	\$28.95	\$57,040
51-9023	Mixing and Blending Machine Setters, Operators, and Tenders	139	\$20.76	\$17.47	\$21.54	\$22.59	\$43,180
49-3042	Mobile Heavy Equipment Mechanics, Except Engines	111	\$26.90	\$22.54	\$28.35	\$29.76	\$55,950
51-4072	Molding/Coremaking/ Casting Mach. Setters/Oprs. & Tenders/Metal & Plastic	143	\$18.49	\$16.72	\$17.85	\$20.51	\$38,460
11-9121	Natural Sciences Managers	18	\$58.47	\$45.01	\$53.45	\$73.89	\$121,620
15-1244	Network and Computer Systems Administrators	98	\$36.95	\$29.33	\$37.03	\$43.33	\$76,850
43-4141	New Accounts Clerks	18	\$19.81	\$17.74	\$18.13	\$22.34	\$41,190
27-3023	News Analysts, Reporters, and Journalists	30	\$18.62	\$14.76	\$14.76	\$23.51	\$38,740
29-1171	Nurse Practitioners	90	\$55.01	\$47.31	\$58.74	\$62.19	\$114,410
31-1131	Nursing Assistants	997	\$16.35	\$14.33	\$17.28	\$17.56	\$34,020
19-5011	Occupational Health and Safety Specialists	46	\$37.02	\$31.69	\$36.73	\$39.58	\$77,000
29-1122	Occupational Therapists	53	\$44.41	\$37.72	\$46.50	\$47.62	\$92,360
31-2011	Occupational Therapy Assistants	26	\$30.19	\$27.31	\$29.46	\$36.83	\$62,800
43-9199	Office and Administrative Support Workers, All Other	69	\$18.65	\$14.40	\$18.26	\$22.18	\$38,800
43-9061	Office Clerks, General	1,599	\$19.38	\$16.48	\$17.91	\$22.12	\$40,300
47-2073	Operating Engineers and Other Construction Equipment Operators	191	\$29.67	\$22.78	\$28.78	\$34.57	\$61,710
29-2057	Ophthalmic Medical Technicians	32	\$19.05	\$17.26	\$17.64	\$22.21	\$39,630



SOC code	Yakima, Washington MSA occupational title	Estimated employment	Average wage	Percentiles			Annual wage
				25th	50th	75th	
29-2081	Opticians, Dispensing	63	\$21.50	\$17.60	\$21.86	\$22.81	\$44,710
29-1041	Optometrists	21	\$58.73	\$45.59	\$58.61	\$73.31	\$122,170
49-3053	Outdoor Power Equipment and Other Small Engine Mechanics	67	\$23.42	\$18.56	\$22.79	\$28.98	\$48,710
51-9111	Packaging and Filling Machine Operators and Tenders	759	\$15.78	\$14.45	\$14.47	\$16.10	\$32,830
53-7064	Packers and Packagers, Hand	2,757	\$14.60	\$14.27	\$14.28	\$14.42	\$30,380
47-2141	Painters, Construction and Maintenance	181	\$22.04	\$17.16	\$22.13	\$26.07	\$45,840
23-2011	Paralegals and Legal Assistants	138	\$27.79	\$22.00	\$26.01	\$32.59	\$57,810
53-6021	Parking Attendants	50	\$14.62	\$13.69	\$14.55	\$14.55	\$30,420
41-2022	Parts Salespersons	244	\$19.15	\$14.54	\$17.57	\$22.33	\$39,820
43-3051	Payroll and Timekeeping Clerks	123	\$24.85	\$20.16	\$26.38	\$28.78	\$51,690
13-2052	Personal Financial Advisors	70	\$66.92	\$27.98	\$48.45	-	\$139,200
37-2021	Pest Control Workers	11	\$24.65	\$22.24	\$22.25	\$28.79	\$51,260
37-3012	Pesticide Handlers, Sprayers, and Applicators, Vegetation	47	\$20.98	\$18.03	\$18.70	\$23.78	\$43,630
29-1051	Pharmacists	197	\$60.60	\$59.35	\$61.17	\$69.69	\$126,050
31-9095	Pharmacy Aides	66	\$16.44	\$14.24	\$15.92	\$17.51	\$34,200
29-2052	Pharmacy Technicians	217	\$20.18	\$17.65	\$22.00	\$22.20	\$41,970
31-9097	Phlebotomists	52	\$16.87	\$14.21	\$17.48	\$17.95	\$35,090
27-4021	Photographers	12	\$24.44	\$17.67	\$18.64	\$29.63	\$50,840
31-2022	Physical Therapist Aides	47	\$15.69	\$14.19	\$14.50	\$17.23	\$32,640
31-2021	Physical Therapist Assistants	58	\$29.34	\$26.94	\$29.27	\$36.83	\$61,030
29-1123	Physical Therapists	145	\$47.00	\$37.78	\$47.62	\$49.07	\$97,760
29-1071	Physician Assistants	79	\$68.62	\$48.32	\$60.77	\$77.71	\$142,740
29-1229	Physicians, All Other	142	\$90.05	\$48.33	\$79.26	-	\$187,310
47-2152	Plumbers, Pipefitters, and Steamfitters	210	\$33.94	\$22.62	\$29.11	\$38.75	\$70,590
33-3051	Police and Sheriff's Patrol Officers	341	\$40.33	\$36.96	\$39.17	\$48.50	\$83,880
43-5051	Postal Service Clerks	44	\$25.96	\$23.64	\$25.62	\$30.87	\$53,990
43-5052	Postal Service Mail Carriers	223	\$25.43	\$19.06	\$23.43	\$32.32	\$52,890
43-5053	Postal Service Mail Sorters, Processors, and Processing Machine Operators	38	\$24.20	\$18.85	\$23.21	\$30.20	\$50,330
11-9131	Postmasters and Mail Superintendents	11	\$42.47	\$39.12	\$42.92	\$43.70	\$88,340
51-5111	Prepress Technicians and Workers	12	\$19.57	\$18.05	\$18.05	\$22.61	\$40,700
25-2011	Preschool Teachers, Except Special Education	341	\$16.44	\$14.07	\$14.38	\$17.23	\$34,180
51-5112	Printing Press Operators	77	\$20.92	\$17.73	\$22.04	\$22.86	\$43,510
21-1092	Probation Officers and Correctional Treatment Specialists	79	\$31.58	\$29.06	\$29.82	\$34.55	\$65,680
43-3061	Procurement Clerks	63	\$20.79	\$17.74	\$18.75	\$23.06	\$43,240
27-2012	Producers and Directors	30	\$25.81	\$16.98	\$21.38	\$30.30	\$53,690
51-9199	Production Workers, All Other	79	\$14.22	\$13.69	\$13.69	\$14.32	\$29,570
43-5061	Production, Planning, and Expediting Clerks	196	\$23.04	\$17.96	\$22.40	\$27.78	\$47,920
13-1082	Project Management Specialists	72	\$43.94	\$34.48	\$43.09	\$50.36	\$91,390
13-2020	Property Appraisers and Assessors	23	\$31.54	\$22.87	\$22.95	\$35.89	\$65,610
11-9141	Property, Real Estate, and Community Association Managers	42	\$38.65	\$27.37	\$33.07	\$46.35	\$80,390
33-9099	Protective Service Workers, All Other	146	\$19.21	\$14.36	\$18.85	\$23.54	\$39,950
11-2032	Public Relations Managers	13	\$53.66	\$43.52	\$47.76	\$57.41	\$111,620
27-3031	Public Relations Specialists	69	\$32.17	\$27.92	\$29.68	\$37.35	\$66,910
43-5031	Public Safety Telecommunicators	78	\$26.06	\$22.58	\$28.78	\$29.03	\$54,210
11-3061	Purchasing Managers	25	\$58.76	\$47.56	\$59.96	\$69.01	\$122,220

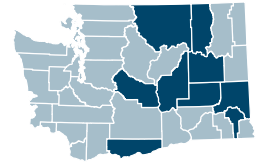
SOC code	Yakima, Washington MSA occupational title	Estimated employment	Average wage	Percentiles			Annual wage
				25th	50th	75th	
29-2034	Radiologic Technologists and Technicians	70	\$33.14	\$28.90	\$28.97	\$36.98	\$68,920
41-9022	Real Estate Sales Agents	58	\$33.34	\$23.29	\$29.19	\$39.34	\$69,340
43-4171	Receptionists and Information Clerks	896	\$16.86	\$14.18	\$17.23	\$17.64	\$35,080
39-9032	Recreation Workers	110	\$16.78	\$14.17	\$14.87	\$18.03	\$34,910
49-3092	Recreational Vehicle Service Technicians	19	\$18.54	\$16.92	\$18.23	\$21.37	\$38,560
53-7081	Refuse and Recyclable Material Collectors	69	\$24.41	\$23.08	\$23.46	\$28.43	\$50,770
29-1141	Registered Nurses	1,565	\$40.72	\$37.03	\$37.24	\$47.13	\$84,690
21-1015	Rehabilitation Counselors	177	\$23.67	\$20.88	\$22.42	\$25.37	\$49,240
43-4181	Reservation and Transportation Ticket Agents and Travel Clerks	23	\$14.99	\$13.69	\$13.97	\$14.27	\$31,180
39-9041	Residential Advisors	55	\$16.21	\$14.43	\$14.61	\$17.99	\$33,710
29-1126	Respiratory Therapists	46	\$34.08	\$28.90	\$36.83	\$37.28	\$70,880
41-2031	Retail Salespersons	2,774	\$16.84	\$14.05	\$14.39	\$17.20	\$35,030
47-2181	Roofers	125	\$26.96	\$22.39	\$28.01	\$28.58	\$56,070
11-2022	Sales Managers	133	\$65.68	\$46.90	\$61.16	\$77.13	\$136,610
41-3091	Sales Reps. of Svcs., Exc. Advertising, Insurance, Financial Svcs., & Travel	216	\$31.66	\$22.46	\$27.77	\$37.28	\$65,840
41-4012	Sales Reps/Wholesale/Mfg, Except Tech/Science Products	770	\$34.76	\$22.91	\$29.66	\$38.84	\$72,310
41-4011	Sales Reps/Wholesale/Mfg, Tech/Scientific Products	49	\$63.25	\$37.46	\$59.79	\$76.56	\$131,550
19-3034	School Psychologists	59	\$44.39	\$37.88	\$47.99	\$48.10	\$92,320
25-2031	Secondary School Teachers, Except Special and Career/Technical Education	593	-	-	-	-	\$77,980
43-6014	Secretaries and Admin. Assistants, Except Legal, Medical, and Executive	986	\$21.49	\$18.06	\$22.26	\$23.19	\$44,690
41-3031	Securities, Commodities, and Financial Services Sales Agents	129	\$25.73	\$17.77	\$22.66	\$28.05	\$53,520
33-9032	Security Guards	356	\$18.51	\$14.67	\$17.62	\$21.77	\$38,510
25-3021	Self-Enrichment Teachers	95	\$20.78	\$14.39	\$18.13	\$23.17	\$43,220
51-9012	Separating & Filtering Machine Setters/Operators/Tenders	65	\$22.96	\$17.38	\$22.79	\$27.24	\$47,750
47-4071	Septic Tank Servicers and Sewer Pipe Cleaners	40	\$21.91	\$17.67	\$22.42	\$22.85	\$45,580
51-6031	Sewing Machine Operators	13	\$17.39	\$16.27	\$17.19	\$18.18	\$36,170
47-2211	Sheet Metal Workers	58	\$33.01	\$22.14	\$34.84	\$37.02	\$68,660
43-5071	Shipping, Receiving, and Inventory Clerks	582	\$18.42	\$15.29	\$17.76	\$20.41	\$38,310
53-3053	Shuttle Drivers and Chauffeurs	130	\$16.05	\$14.18	\$14.49	\$17.24	\$33,390
39-5094	Skincare Specialists	24	\$23.62	\$17.73	\$18.52	\$31.61	\$49,130
11-9151	Social and Community Service Managers	97	\$39.76	\$28.90	\$36.25	\$46.45	\$82,700
21-1093	Social and Human Service Assistants	309	\$18.91	\$14.66	\$18.00	\$22.34	\$39,330
15-1252	Software Developers	66	\$56.13	\$46.36	\$56.28	\$63.14	\$116,760
19-1013	Soil and Plant Scientists	26	\$36.39	\$28.25	\$36.00	\$39.18	\$75,690
25-2052	Special Education Teachers, Kindergarten and Elementary School	125	-	-	-	-	\$72,920
25-2057	Special Education Teachers, Middle School	56	-	-	-	-	\$77,760
25-2051	Special Education Teachers, Preschool	42	-	-	-	-	\$65,520
25-2058	Special Education Teachers, Secondary School	85	-	-	-	-	\$79,210
29-1127	Speech-Language Pathologists	79	\$41.70	\$37.16	\$43.51	\$47.32	\$86,740
53-7065	Stockers and Order Fillers	1,671	\$17.73	\$14.76	\$17.23	\$21.44	\$36,880
51-2041	Structural Metal Fabricators and Fitters	51	\$21.72	\$17.79	\$22.02	\$23.38	\$45,180
21-1018	Substance Abuse, Behavioral Disorder, and Mental Health Counselors	521	\$24.47	\$18.52	\$22.51	\$29.23	\$50,900
25-3031	Substitute Teachers, Short-Term	515	\$21.83	\$22.16	\$23.15	\$23.15	\$45,410
29-2055	Surgical Technologists	71	\$25.09	\$22.42	\$22.42	\$28.55	\$52,190
17-3031	Surveying and Mapping Technicians	17	\$24.37	\$22.37	\$23.05	\$29.40	\$50,690

SOC code	Yakima, Washington MSA occupational title	Estimated employment	Average wage	Percentiles			Annual wage
				25th	50th	75th	
43-2011	Switchboard Operators, Including Answering Service	18	\$17.35	\$17.14	\$17.48	\$17.88	\$36,080
47-2082	Tapers	17	\$24.76	\$17.84	\$22.71	\$28.05	\$51,500
25-3099	Teachers and Instructors, All Other	74	-	-	-	-	\$46,830
25-9045	Teaching Assistants, Except Postsecondary	1,705	-	-	-	-	\$39,760
27-3042	Technical Writers	12	\$41.34	\$30.82	\$47.23	\$47.38	\$85,990
49-2022	Telecommunications Equipment Installers and Repairers, Exc. Line Installers	45	\$29.86	\$28.86	\$29.25	\$31.31	\$62,110
49-9052	Telecommunications Line Installers and Repairers	16	\$25.65	\$21.46	\$22.96	\$29.17	\$53,360
43-3071	Tellers	273	\$17.93	\$17.16	\$17.58	\$18.13	\$37,290
47-2044	Tile and Stone Setters	31	\$21.46	\$18.38	\$22.48	\$23.37	\$44,630
49-3093	Tire Repairers and Changers	119	\$16.45	\$13.86	\$16.59	\$17.46	\$34,220
23-2093	Title Examiners, Abstractors, and Searchers	18	\$23.01	\$17.44	\$22.05	\$27.76	\$47,850
51-4111	Tool and Die Makers	15	\$24.58	\$18.31	\$23.21	\$29.61	\$51,120
13-1151	Training and Development Specialists	106	\$30.32	\$22.62	\$28.90	\$36.26	\$63,070
11-3071	Transportation, Storage, and Distribution Managers	79	\$46.98	\$35.04	\$45.54	\$57.28	\$97,730
53-1047	Transportation/Material Moving Supervisors/No Cargo Handlers	616	\$25.31	\$18.31	\$23.20	\$29.90	\$52,640
37-3013	Tree Trimmers and Pruners	29	\$24.01	\$22.08	\$23.60	\$23.71	\$49,930
19-3051	Urban and Regional Planners	55	\$38.12	\$31.69	\$37.69	\$41.57	\$79,300
39-3031	Ushers, Lobby Attendants, and Ticket Takers	28	\$16.10	\$14.20	\$14.20	\$17.12	\$33,490
29-1131	Veterinarians	46	\$44.73	\$36.56	\$38.40	\$54.47	\$93,040
31-9096	Veterinary Assistants and Laboratory Animal Caretakers	89	\$15.57	\$14.09	\$14.53	\$17.06	\$32,390
29-2056	Veterinary Technologists and Technicians	53	\$19.99	\$17.86	\$18.03	\$22.10	\$41,580
35-3031	Waiters and Waitresses	561	\$19.30	\$14.04	\$14.87	\$23.15	\$40,130
51-8031	Water and Wastewater Treatment Plant and System Operators	89	\$30.20	\$26.27	\$28.98	\$35.73	\$62,810
15-1255	Web and Digital Interface Designers	16	\$39.75	\$27.57	\$37.32	\$48.86	\$82,680
15-1254	Web Developers	16	\$33.59	\$20.19	\$30.13	\$43.07	\$69,860
51-4121	Welders, Cutters, Solderers, and Brazers	245	\$23.21	\$18.30	\$22.62	\$27.96	\$48,270
51-7042	Woodworking Machine Setters, Operators, and Tenders, Except Sawing	29	\$19.86	\$17.47	\$18.18	\$22.95	\$41,300
19-1023	Zoologists and Wildlife Biologists	33	\$38.16	\$35.86	\$37.25	\$40.40	\$79,360



## Eastern Washington Nonmetropolitan Area (NMA)

2022 Occupational Employment and Wage Estimates  
Includes Adams, Ferry, Garfield, Grant, Kittitas, Klickitat,  
Lincoln, Okanogan and Whitman counties



SOC code	Eastern Washington Nonmetropolitan Area (NMA) occupational title	Estimated employment	Average wage	Percentiles			Annual wage
				25th	50th	75th	
13-2011	Accountants and Auditors	676	\$35.95	\$27.46	\$34.10	\$46.01	\$74,780
11-3012	Administrative Services Managers	35	\$48.17	\$36.79	\$47.29	\$60.54	\$100,200
25-3011	Adult Literacy, Remedial Educ., GED Teachers/Instructors	51	\$27.84	\$23.77	\$30.25	\$30.25	\$57,900
41-3011	Advertising Sales Agents	20	\$27.63	\$18.23	\$23.33	\$35.12	\$57,470
17-2011	Aerospace Engineers	23	\$52.49	\$37.89	\$49.30	\$63.03	\$109,180
45-2091	Agricultural Equipment Operators	116	\$18.05	\$14.37	\$14.67	\$23.15	\$37,550
45-2011	Agricultural Inspectors	53	\$25.82	\$22.34	\$27.40	\$29.50	\$53,700
25-1041	Agricultural Sciences Teachers, Postsecondary	78	-	-	-	-	\$121,650
19-4012	Agricultural Technicians	150	\$21.42	\$18.12	\$22.20	\$22.98	\$44,540
49-3011	Aircraft Mechanics and Service Technicians	60	\$30.29	\$23.00	\$29.15	\$37.93	\$63,000
53-2011	Airline Pilots, Copilots, and Flight Engineers	11	-	-	-	-	\$78,860
39-3091	Amusement and Recreation Attendants	91	\$14.89	\$13.86	\$14.28	\$14.51	\$30,970
39-2021	Animal Caretakers	119	\$16.14	\$14.09	\$14.22	\$16.54	\$33,560
33-9011	Animal Control Workers	12	\$22.51	\$15.22	\$24.06	\$24.11	\$46,820
19-3091	Anthropologists and Archeologists	15	\$35.44	\$28.77	\$32.11	\$38.33	\$73,710
17-1011	Architects, Except Landscape and Naval	14	\$44.73	\$33.54	\$43.52	\$48.57	\$93,040
17-3011	Architectural and Civil Drafters	49	\$27.93	\$22.81	\$26.82	\$33.80	\$58,090
11-9041	Architectural and Engineering Managers	86	\$66.58	\$58.41	\$63.35	\$75.45	\$138,480
25-4011	Archivists	13	\$35.04	\$36.57	\$36.58	\$38.04	\$72,870
25-1121	Art, Drama, and Music Teachers, Postsecondary	108	-	-	-	-	\$65,430
29-9091	Athletic Trainers	18	-	-	-	-	\$54,370
53-6031	Automotive and Watercraft Service Attendants	126	\$15.12	\$14.16	\$14.49	\$14.76	\$31,450
49-3021	Automotive Body and Related Repairers	41	\$22.96	\$17.97	\$21.26	\$27.17	\$47,750
49-3023	Automotive Service Technicians and Mechanics	345	\$24.10	\$17.85	\$22.86	\$28.67	\$50,120
51-3011	Bakers	143	\$16.42	\$14.31	\$16.49	\$17.78	\$34,150
35-3011	Bartenders	333	\$17.41	\$14.09	\$14.63	\$18.14	\$36,220
43-3011	Bill and Account Collectors	32	\$25.71	\$18.13	\$22.60	\$29.16	\$53,480
43-3021	Billing and Posting Clerks	244	\$20.93	\$18.06	\$21.93	\$22.91	\$43,530
25-1042	Biological Science Teachers, Postsecondary	86	-	-	-	-	\$98,550
19-1029	Biological Scientists, All Other	90	\$36.88	\$23.18	\$32.11	\$40.97	\$76,720
19-4021	Biological Technicians	286	\$21.81	\$16.95	\$21.00	\$27.40	\$45,370
43-3031	Bookkeeping, Accounting, and Auditing Clerks	1,040	\$22.77	\$18.19	\$22.58	\$25.67	\$47,360
27-4012	Broadcast Technicians	11	\$30.80	\$14.24	\$30.37	\$39.18	\$64,070
13-2031	Budget Analysts	15	\$36.02	\$29.96	\$33.15	\$38.19	\$74,930
49-3031	Bus and Truck Mechanics and Diesel Engine Specialists	289	\$27.62	\$22.66	\$28.69	\$30.08	\$57,440
53-3051	Bus Drivers, School	523	\$22.44	\$20.97	\$22.96	\$23.46	\$46,680
13-1199	Business Operations Specialists, All Other	849	\$33.15	\$23.44	\$29.96	\$38.19	\$68,960
51-3021	Butchers and Meat Cutters	138	\$18.51	\$14.46	\$17.59	\$22.10	\$38,490
13-1020	Buyers and Purchasing Agents	379	\$31.76	\$23.76	\$29.60	\$37.30	\$66,060
25-2023	Career/Technical Education Teachers, Middle School	21	-	-	-	-	\$81,780

SOC code	Eastern Washington Nonmetropolitan Area (NMA) occupational title	Estimated employment	Average wage	Percentiles			Annual wage
				25th	50th	75th	
25-1194	Career/Technical Education Teachers, Postsecondary	67	\$29.02	\$23.97	\$30.65	\$30.65	\$60,370
25-2032	Career/Technical Education Teachers, Secondary School	157	-	-	-	-	\$83,350
47-2031	Carpenters	465	\$26.98	\$22.42	\$23.13	\$28.94	\$56,110
17-1021	Cartographers and Photogrammetrists	22	\$35.51	\$30.11	\$37.61	\$38.00	\$73,850
41-2011	Cashiers	2,392	\$14.99	\$14.00	\$14.11	\$14.45	\$31,180
47-2051	Cement Masons and Concrete Finishers	214	\$27.29	\$22.38	\$23.52	\$29.86	\$56,770
35-1011	Chefs and Head Cooks	55	\$27.22	\$22.28	\$27.11	\$30.14	\$56,630
17-2041	Chemical Engineers	12	\$47.97	\$30.08	\$48.55	\$62.31	\$99,780
51-9011	Chemical Equipment Operators and Tenders	82	\$25.53	\$18.30	\$23.24	\$29.61	\$53,090
19-4031	Chemical Technicians	99	\$24.86	\$22.73	\$23.01	\$29.31	\$51,700
19-2031	Chemists	64	\$35.82	\$24.29	\$37.03	\$37.98	\$74,510
11-1011	Chief Executives	152	\$86.63	\$63.14	\$78.80	\$98.53	\$180,200
21-1021	Child, Family, and School Social Workers	219	\$30.29	\$26.01	\$31.69	\$34.11	\$63,000
39-9011	Childcare Workers	193	\$15.01	\$13.96	\$14.17	\$16.41	\$31,210
17-3022	Civil Engineering Technologists and Technicians	100	\$28.86	\$23.21	\$28.96	\$30.22	\$60,030
17-2051	Civil Engineers	264	\$41.97	\$34.85	\$38.30	\$47.13	\$87,310
13-1031	Claims Adjusters, Examiners, and Investigators	34	\$44.47	\$29.11	\$37.03	\$62.06	\$92,500
53-7061	Cleaners of Vehicles and Equipment	198	\$16.74	\$14.49	\$17.26	\$17.87	\$34,820
19-3033	Clinical and Counseling Psychologists	27	\$43.00	\$37.79	\$38.16	\$48.61	\$89,440
29-2010	Clinical Laboratory Technologists and Technicians	166	\$28.79	\$22.62	\$29.17	\$36.65	\$59,890
27-2022	Coaches and Scouts	501	-	-	-	-	\$59,220
51-9124	Coating, Painting, and Spraying Machine Setters, Operators, and Tenders	39	\$22.46	\$17.48	\$21.64	\$22.71	\$46,710
25-1122	Communications Teachers, Postsecondary	60	-	-	-	-	\$71,660
21-1099	Community and Social Service Specialists, All Other	38	\$26.91	\$22.55	\$28.44	\$29.43	\$55,970
21-1094	Community Health Workers	64	\$22.47	\$17.82	\$22.72	\$23.73	\$46,730
13-1141	Compensation, Benefits, and Job Analysis Specialists	22	\$30.00	\$23.44	\$29.65	\$33.24	\$62,410
13-1041	Compliance Officers	166	\$36.28	\$28.90	\$37.25	\$44.70	\$75,470
11-3021	Computer and Information Systems Managers	152	\$65.43	\$47.67	\$60.55	\$77.07	\$136,090
15-1241	Computer Network Architects	38	\$49.12	\$38.54	\$44.17	\$59.85	\$102,170
15-1231	Computer Network Support Specialists	42	\$37.37	\$29.66	\$36.96	\$46.87	\$77,730
51-9162	Computer Numerically Controlled Tool Programmers	40	\$32.26	\$23.13	\$37.69	\$37.69	\$67,100
15-1299	Computer Occupations, All Other	132	\$41.00	\$29.56	\$38.14	\$49.08	\$85,290
15-1251	Computer Programmers	31	\$46.15	\$34.40	\$47.26	\$56.29	\$95,990
15-1211	Computer Systems Analysts	225	\$40.34	\$36.79	\$38.23	\$46.98	\$83,910
15-1232	Computer User Support Specialists	291	\$29.19	\$23.14	\$29.16	\$35.66	\$60,710
19-1031	Conservation Scientists	81	\$34.45	\$26.69	\$33.15	\$38.68	\$71,660
47-4011	Construction and Building Inspectors	83	\$36.96	\$29.17	\$36.96	\$39.58	\$76,880
47-2061	Construction Laborers	1,149	\$22.54	\$17.87	\$22.04	\$22.85	\$46,890
11-9021	Construction Managers	159	\$50.55	\$37.27	\$47.62	\$60.61	\$105,150
49-9012	Control and Valve Installers and Repairers, Except Mechanical Door	41	\$40.86	\$30.10	\$36.58	\$60.25	\$84,980
35-2011	Cooks, Fast Food	317	\$14.91	\$14.21	\$14.58	\$14.87	\$31,010
35-2012	Cooks, Institution and Cafeteria	-	\$16.87	\$14.09	\$17.23	\$18.37	\$35,100
35-2014	Cooks, Restaurant	687	\$17.39	\$14.90	\$17.32	\$18.05	\$36,170
35-2015	Cooks, Short Order	55	\$17.00	\$14.60	\$17.27	\$18.28	\$35,350
33-3012	Correctional Officers and Jailers	141	\$27.74	\$23.55	\$28.78	\$30.43	\$57,690

SOC code	Eastern Washington Nonmetropolitan Area (NMA) occupational title	Estimated employment	Average wage	Percentiles			Annual wage
				25th	50th	75th	
13-1051	Cost Estimators	111	\$37.70	\$29.08	\$36.65	\$47.35	\$78,420
41-2021	Counter and Rental Clerks	298	\$17.68	\$14.37	\$17.34	\$18.17	\$36,770
43-5021	Couriers and Messengers	15	\$17.15	\$14.27	\$14.51	\$22.38	\$35,670
43-4031	Court, Municipal, and License Clerks	177	\$24.50	\$22.58	\$22.91	\$28.90	\$50,960
33-9091	Crossing Guards and Flaggers	19	\$23.43	\$15.00	\$22.53	\$24.50	\$48,730
51-9021	Crushing, Grinding, and Polishing Machine Setters, Operators, and Tenders	36	\$21.32	\$18.09	\$22.05	\$22.93	\$44,350
25-4012	Curators	17	\$29.38	\$23.97	\$28.80	\$37.17	\$61,120
43-4051	Customer Service Representatives	797	\$19.69	\$14.63	\$17.79	\$22.26	\$40,940
51-9032	Cutting and Slicing Machine Setters, Operators, and Tenders	68	\$19.03	\$18.13	\$18.13	\$18.45	\$39,590
43-9021	Data Entry Keyers	20	\$19.64	\$14.03	\$19.90	\$22.91	\$40,860
15-1242	Database Administrators	21	\$37.50	\$28.12	\$38.23	\$44.01	\$78,010
31-9091	Dental Assistants	264	\$20.77	\$17.18	\$21.97	\$22.43	\$43,190
29-1292	Dental Hygienists	119	\$48.33	\$45.72	\$46.42	\$55.47	\$100,520
29-1021	Dentists, General	81	\$78.34	\$44.98	\$78.88	\$99.96	\$162,950
33-3021	Detectives and Criminal Investigators	66	\$43.16	\$40.21	\$44.70	\$44.70	\$89,770
29-2032	Diagnostic Medical Sonographers	48	\$42.64	\$37.52	\$45.36	\$47.24	\$88,690
29-1031	Dietitians and Nutritionists	18	\$32.88	\$29.17	\$30.11	\$37.33	\$68,380
35-9011	Dining Room and Cafeteria Attendants and Bartender Helpers	153	\$15.15	\$14.18	\$14.61	\$14.78	\$31,510
35-9021	Dishwashers	251	\$15.18	\$14.03	\$14.50	\$14.77	\$31,580
43-5032	Dispatchers, Except Police, Fire, and Ambulance	95	\$22.65	\$14.57	\$22.32	\$26.87	\$47,110
53-3031	Driver/Sales Workers	316	\$16.20	\$13.92	\$14.38	\$17.31	\$33,700
47-2081	Drywall and Ceiling Tile Installers	78	\$25.14	\$17.98	\$27.71	\$30.47	\$52,300
25-1063	Economics Teachers, Postsecondary	30	-	-	-	-	\$127,720
27-3041	Editors	29	\$26.17	\$17.91	\$24.06	\$30.76	\$54,440
11-9032	Education Administrators, Kindergarten through Secondary	251	-	-	-	-	\$115,630
11-9033	Education Administrators, Postsecondary	157	\$64.70	\$37.00	\$57.49	\$77.57	\$134,580
11-9031	Education and Childcare Administrators, Preschool and Daycare	54	\$25.75	\$21.69	\$21.98	\$29.63	\$53,560
25-9099	Educational Instruction and Library Workers, All Other	84	\$26.89	\$23.22	\$28.56	\$29.96	\$55,930
21-1012	Educational, Guidance, and Career Counselors and Advisors	369	\$30.08	\$23.70	\$29.57	\$36.96	\$62,570
17-3023	Electrical and Electronic Engineering Technologists and Technicians	113	\$33.23	\$23.82	\$29.68	\$37.84	\$69,110
49-2093	Electrical and Electronics Installers and Repairers, Transportation Equipment	30	\$57.78	\$57.70	\$57.70	\$60.99	\$120,180
49-2094	Electrical and Electronics Repairers, Commercial and Industrial Equipment	37	\$33.04	\$29.20	\$30.10	\$37.21	\$68,730
49-2095	Electrical and Electronics Repairers, Powerhouse, Substation, and Relay	14	\$42.29	\$37.18	\$37.26	\$49.60	\$87,960
17-2071	Electrical Engineers	415	\$42.58	\$35.16	\$37.56	\$56.50	\$88,570
49-9051	Electrical Power-Line Installers and Repairers	223	\$47.37	\$47.11	\$47.43	\$49.44	\$98,540
51-2028	Electrical/Electronic/Electromechanical Assemblers Only	653	\$20.47	\$17.28	\$17.92	\$21.88	\$42,570
47-2111	Electricians	542	\$34.86	\$26.88	\$31.42	\$47.91	\$72,520
17-2072	Electronics Engineers, Except Computer	18	\$57.46	\$48.38	\$55.09	\$72.71	\$119,520
25-2021	Elementary School Teachers, Except Special Education	1,316	-	-	-	-	\$75,440
43-4061	Eligibility Interviewers, Government Programs	104	\$25.77	\$22.58	\$25.37	\$29.43	\$53,600
29-2042	Emergency Medical Technicians	181	\$17.55	\$14.18	\$17.55	\$17.78	\$36,500
29-1214	Emergency Medicine Physicians	24	\$124.37	\$78.79	-	-	\$258,690
17-3029	Engineering Technologists and Technicians, Except Drafters, All Other	97	\$25.96	\$23.22	\$23.22	\$29.68	\$54,000
17-2199	Engineers, All Other	29	\$46.39	\$33.71	\$46.43	\$60.19	\$96,490
25-1123	English Language and Literature Teachers, Postsecondary	93	-	-	-	-	\$63,710

SOC code	Eastern Washington Nonmetropolitan Area (NMA) occupational title	Estimated employment	Average wage	Percentiles			Annual wage
				25th	50th	75th	
11-9072	Entertainment and Recreation Managers, Except Gambling	16	\$37.41	\$28.41	\$28.72	\$47.41	\$77,810
39-1014	Entertainment and Recreation Workers Supervisors, Exc. Gambling Services	22	\$32.49	\$27.14	\$30.49	\$37.95	\$67,580
17-2081	Environmental Engineers	-	\$36.15	\$29.32	\$29.93	\$43.49	\$75,200
19-4042	Environmental Science and Protection Technicians, Including Health	19	\$22.99	\$22.98	\$22.98	\$23.01	\$47,830
19-2041	Environmental Scientists and Specialists, Including Health	61	\$33.59	\$23.34	\$29.76	\$37.18	\$69,860
47-5022	Excavating and Loading Machine and Dragline Operators, Surface Mining	55	\$25.07	\$22.43	\$22.89	\$28.78	\$52,150
43-6011	Executive Secretaries and Executive Administrative Assistants	178	\$30.01	\$23.78	\$29.50	\$33.47	\$62,420
39-9031	Exercise Trainers and Group Fitness Instructors	91	\$22.06	\$17.25	\$22.70	\$26.64	\$45,890
51-9041	Extruding, Forming, Pressing, & Compacting Mach. Setters, Oprs. &Tenders	36	\$21.32	\$18.12	\$18.13	\$27.97	\$44,340
11-3013	Facilities Managers	68	\$46.31	\$35.91	\$45.51	\$57.49	\$96,320
29-1215	Family Medicine Physicians	103	\$139.38	-	-	-	\$289,900
25-9021	Farm and Home Management Educators	13	\$30.90	\$23.94	\$23.97	\$30.65	\$64,270
49-3041	Farm Equipment Mechanics and Service Technicians	361	\$23.34	\$18.18	\$22.57	\$28.55	\$48,540
45-2092	Farmworkers and Laborers, Crop, Nursery, and Greenhouse	2,008	\$16.20	\$14.12	\$14.59	\$17.73	\$33,700
45-2093	Farmworkers, Farm, Ranch, and Aquacultural Animals	104	\$17.05	\$14.51	\$14.52	\$17.89	\$35,460
35-3023	Fast Food and Counter Workers	2,913	\$14.96	\$14.23	\$14.39	\$14.84	\$31,120
43-4071	File Clerks	34	\$21.75	\$19.65	\$22.91	\$22.91	\$45,240
13-2051	Financial and Investment Analysts	58	\$41.86	\$29.89	\$38.17	\$49.70	\$87,080
11-3031	Financial Managers	199	\$65.73	\$45.64	\$59.64	\$77.37	\$136,720
13-2099	Financial Specialists, All Other	171	\$29.81	\$23.44	\$23.44	\$30.69	\$62,000
33-2011	Firefighters	202	\$27.28	\$17.76	\$27.75	\$31.04	\$56,740
47-1011	First-Line Supervisors of Construction Trades and Extraction Workers	405	\$37.99	\$29.34	\$36.72	\$46.86	\$79,020
33-1011	First-Line Supervisors of Correctional Officers	47	\$35.38	\$30.76	\$37.16	\$37.98	\$73,590
45-1011	First-Line Supervisors of Farming, Fishing, and Forestry Workers	239	\$26.56	\$18.03	\$23.44	\$34.97	\$55,240
33-1021	First-Line Supervisors of Firefighting and Prevention Workers	51	\$45.99	\$37.16	\$49.30	\$51.59	\$95,660
35-1012	First-Line Supervisors of Food Preparation and Serving Workers	949	\$20.98	\$17.15	\$18.59	\$23.37	\$43,640
37-1011	First-Line Supervisors of Housekeeping and Janitorial Workers	84	\$23.70	\$18.38	\$23.21	\$24.18	\$49,290
37-1012	First-Line Sprvs. of Landscaping, Lawn Service, & Groundskeeping Workers	40	\$25.97	\$20.65	\$23.97	\$30.31	\$54,010
49-1011	First-Line Supervisors of Mechanics, Installers, and Repairers	527	\$38.32	\$29.17	\$36.86	\$47.07	\$79,710
41-1012	First-Line Supervisors of Non-Retail Sales Workers	102	\$38.76	\$29.95	\$34.64	\$47.13	\$80,630
43-1011	First-Line Supervisors of Office and Administrative Support Workers	725	\$29.32	\$22.97	\$29.03	\$35.59	\$60,990
39-1022	First-Line Supervisors of Personal Service Workers	26	\$24.28	\$18.26	\$23.95	\$30.26	\$50,500
33-1012	First-Line Supervisors of Police and Detectives	128	\$45.23	\$38.65	\$47.74	\$51.63	\$94,090
51-1011	First-Line Supervisors of Production and Operating Workers	628	\$32.97	\$23.42	\$29.94	\$38.16	\$68,580
33-1099	First-Line Supervisors of Protective Service Workers, All Other	17	\$30.23	\$24.81	\$30.77	\$33.21	\$62,870
41-1011	First-Line Supervisors of Retail Sales Workers	908	\$23.62	\$18.16	\$22.20	\$28.35	\$49,130
33-1091	First-Line Supervisors of Security Workers	22	\$27.53	\$20.27	\$25.90	\$31.38	\$57,250
33-3031	Fish and Game Wardens	17	\$39.70	\$38.47	\$41.46	\$42.46	\$82,570
27-1023	Floral Designers	40	\$15.59	\$14.15	\$14.52	\$17.36	\$32,430
51-3091	Food and Tobacco Roasting, Baking, & Drying Machine Operators & Tenders	115	\$16.01	\$14.44	\$14.44	\$17.48	\$33,310
51-3092	Food Batchmakers	112	\$18.70	\$16.72	\$17.63	\$22.23	\$38,900
51-3093	Food Cooking Machine Operators and Tenders	51	\$19.93	\$17.92	\$21.86	\$22.45	\$41,450
35-2021	Food Preparation Workers	415	\$16.14	\$14.55	\$14.99	\$17.32	\$33,570
51-3099	Food Processing Workers, All Other	26	\$20.69	\$17.48	\$17.71	\$22.45	\$43,030
19-4013	Food Science Technicians	64	\$19.52	\$17.92	\$17.92	\$22.42	\$40,590



SOC code	Eastern Washington Nonmetropolitan Area (NMA) occupational title	Estimated employment	Average wage	Percentiles			Annual wage
				25th	50th	75th	
19-1012	Food Scientists and Technologists	14	\$27.21	\$22.98	\$29.11	\$29.11	\$56,590
35-3041	Food Servers, Nonrestaurant	92	\$15.08	\$14.58	\$14.64	\$15.14	\$31,370
11-9051	Food Service Managers	91	\$36.97	\$28.28	\$33.76	\$46.69	\$76,900
25-1124	Foreign Language and Literature Teachers, Postsecondary	32	-	-	-	-	\$65,770
45-4011	Forest and Conservation Workers	12	\$17.95	\$18.28	\$18.28	\$18.28	\$37,330
19-1032	Foresters	53	\$32.93	\$28.69	\$33.30	\$35.22	\$68,490
13-1131	Fundraisers	88	\$28.82	\$23.16	\$29.00	\$34.69	\$59,940
11-2033	Fundraising Managers	33	\$61.71	\$42.61	\$47.29	\$77.57	\$128,360
51-9051	Furnace, Kiln, Oven, Drier, and Kettle Operators and Tenders	21	\$21.73	\$18.08	\$22.58	\$28.78	\$45,200
11-1021	General and Operations Managers	1,218	\$55.83	\$36.85	\$48.03	\$68.35	\$116,120
29-1216	General Internal Medicine Physicians	20	\$134.79	\$94.01	-	-	\$280,360
47-2121	Glaziers	17	\$26.19	\$18.03	\$21.52	\$29.09	\$54,470
45-2041	Graders and Sorters, Agricultural Products	458	\$14.79	\$14.34	\$14.52	\$14.52	\$30,760
27-1024	Graphic Designers	91	\$28.17	\$22.02	\$29.20	\$32.95	\$58,600
51-4033	Grind/Lap/Polish/Buf. Mach. Tool Setters, Oprs, & Tenders, Metal & Plastic	45	\$17.12	\$14.56	\$17.92	\$17.92	\$35,610
47-4041	Hazardous Materials Removal Workers	17	\$27.40	\$18.63	\$27.67	\$31.60	\$56,990
21-1091	Health Education Specialists	22	\$26.55	\$22.80	\$23.68	\$30.17	\$55,230
29-9021	Health Information Technologists and Medical Registrars	26	\$22.92	\$17.87	\$20.50	\$23.31	\$47,660
29-2099	Health Technologists and Technicians, All Other	83	\$27.16	\$18.12	\$23.11	\$29.28	\$56,480
29-9099	Healthcare Practitioners and Technical Workers, All Other	34	\$30.56	\$22.79	\$29.17	\$36.60	\$63,560
21-1022	Healthcare Social Workers	64	\$27.67	\$18.73	\$24.28	\$36.96	\$57,550
31-9099	Healthcare Support Workers, All Other	-	\$20.99	\$17.99	\$21.43	\$22.59	\$43,650
49-9021	Heating, Air Conditioning, and Refrigeration Mechanics and Installers	143	\$26.39	\$22.54	\$27.25	\$29.71	\$54,900
53-3032	Heavy and Tractor-Trailer Truck Drivers	1,710	\$25.86	\$21.01	\$23.64	\$29.64	\$53,790
49-9098	Helpers-Installation, Maintenance, and Repair Workers	44	\$22.34	\$16.02	\$22.61	\$28.79	\$46,470
51-9198	Helpers-Production Workers	82	\$15.97	\$14.09	\$17.23	\$17.85	\$33,230
47-4051	Highway Maintenance Workers	284	\$26.23	\$23.07	\$27.33	\$28.01	\$54,550
25-1125	History Teachers, Postsecondary	38	-	-	-	-	\$68,150
31-1120	Home Health and Personal Care Aides	-	\$15.98	\$14.24	\$14.64	\$17.39	\$33,230
35-9031	Hosts and Hostesses, Restaurant, Lounge, and Coffee Shop	162	\$14.90	\$14.16	\$14.41	\$14.62	\$31,000
43-4081	Hotel, Motel, and Resort Desk Clerks	286	\$15.55	\$14.08	\$14.17	\$16.18	\$32,340
43-4161	Human Resources Assistants, Except Payroll and Timekeeping	74	\$21.51	\$18.43	\$22.71	\$23.40	\$44,740
11-3121	Human Resources Managers	71	\$52.15	\$37.79	\$48.12	\$61.35	\$108,470
13-1071	Human Resources Specialists	391	\$33.09	\$24.16	\$30.92	\$38.00	\$68,830
17-3026	Industrial Engineering Technologists and Technicians	39	\$25.79	\$22.83	\$23.39	\$28.81	\$53,640
17-2112	Industrial Engineers	106	\$43.90	\$35.07	\$46.00	\$48.57	\$91,300
49-9041	Industrial Machinery Mechanics	675	\$30.57	\$22.90	\$29.03	\$37.21	\$63,590
11-3051	Industrial Production Managers	125	\$57.30	\$49.06	\$54.34	\$60.26	\$119,190
53-7051	Industrial Truck and Tractor Operators	754	\$17.97	\$17.48	\$17.74	\$18.21	\$37,370
43-4199	Information and Record Clerks, All Other	113	\$19.63	\$15.65	\$18.13	\$22.69	\$40,840
15-1212	Information Security Analysts	24	\$47.12	\$33.38	\$46.93	\$56.56	\$98,010
51-9061	Inspectors, Testers, Sorters, Samplers, and Weighers	420	\$21.57	\$16.78	\$18.13	\$23.43	\$44,860
49-9099	Installation, Maintenance, and Repair Workers, All Other	49	\$35.21	\$21.83	\$30.23	\$56.28	\$73,240
25-9031	Instructional Coordinators	95	\$37.37	\$29.49	\$34.66	\$49.15	\$77,720
47-2131	Insulation Workers, Floor, Ceiling, and Wall	31	\$19.66	\$14.54	\$18.03	\$22.29	\$40,900

SOC code	Eastern Washington Nonmetropolitan Area (NMA) occupational title	Estimated employment	Average wage	Percentiles			Annual wage
				25th	50th	75th	
43-9041	Insurance Claims and Policy Processing Clerks	40	\$22.56	\$18.27	\$22.42	\$24.72	\$46,920
41-3021	Insurance Sales Agents	188	\$25.70	\$18.04	\$22.39	\$28.42	\$53,450
27-3091	Interpreters and Translators	18	\$31.86	\$23.34	\$29.36	\$34.52	\$66,260
43-4111	Interviewers, Except Eligibility and Loan	115	\$18.00	\$14.65	\$18.08	\$18.29	\$37,430
37-2011	Janitors and Cleaners, Except Maids and Housekeeping Cleaners	1,406	\$17.44	\$14.65	\$17.23	\$18.45	\$36,280
23-1023	Judges, Magistrate Judges, and Magistrates	67	\$69.08	\$47.99	\$57.66	\$91.53	\$143,680
23-1012	Judicial Law Clerks	16	\$22.48	\$17.70	\$22.36	\$23.60	\$46,770
25-2012	Kindergarten Teachers, Except Special Education	231	-	-	-	-	\$71,550
53-7062	Laborers and Freight, Stock, and Material Movers, Hand	1,331	\$17.98	\$14.58	\$17.48	\$18.49	\$37,400
37-3011	Landscaping and Groundskeeping Workers	591	\$17.97	\$14.67	\$17.48	\$18.57	\$37,390
51-6011	Laundry and Dry-Cleaning Workers	77	\$15.96	\$14.29	\$14.52	\$17.38	\$33,190
23-1011	Lawyers	145	\$54.38	\$36.88	\$47.76	\$61.68	\$113,110
43-6012	Legal Secretaries and Administrative Assistants	141	\$20.35	\$17.88	\$18.45	\$22.74	\$42,330
23-2099	Legal Support Workers, All Other	28	\$25.50	\$18.58	\$22.20	\$22.95	\$53,040
11-1031	Legislators	145	-	-	-	-	\$128,860
25-4022	Librarians and Media Collections Specialists	147	\$32.69	\$29.17	\$29.17	\$36.96	\$68,000
43-4121	Library Assistants, Clerical	153	\$18.63	\$17.38	\$17.39	\$21.91	\$38,750
25-4031	Library Technicians	68	\$22.61	\$22.26	\$22.68	\$23.51	\$47,030
29-2061	Licensed Practical and Licensed Vocational Nurses	196	\$27.55	\$23.31	\$26.50	\$29.14	\$57,310
19-4099	Life, Physical, and Social Science Technicians, All Other	56	\$22.53	\$18.12	\$22.98	\$23.10	\$46,860
33-9092	Lifeguards, Ski Patrol, and Other Recreational Protective Service Workers	30	\$14.89	\$14.17	\$14.17	\$14.98	\$30,980
53-3033	Light Truck Drivers	640	\$20.61	\$14.88	\$18.09	\$22.97	\$42,870
43-4131	Loan Interviewers and Clerks	27	\$22.57	\$17.84	\$22.68	\$23.14	\$46,950
13-2072	Loan Officers	121	\$29.96	\$18.63	\$22.87	\$36.29	\$62,310
11-9081	Lodging Managers	78	\$30.09	\$22.48	\$24.49	\$36.42	\$62,590
45-4022	Logging Equipment Operators	81	\$25.27	\$22.83	\$26.63	\$28.19	\$52,550
13-1081	Logisticians	24	\$35.71	\$26.41	\$36.98	\$46.16	\$74,280
53-7063	Machine Feeders and Offbearers	41	\$16.27	\$14.65	\$14.88	\$17.94	\$33,840
51-4041	Machinists	179	\$27.31	\$21.04	\$26.66	\$29.51	\$56,800
29-2035	Magnetic Resonance Imaging Technologists	27	\$38.89	\$30.22	\$37.72	\$47.13	\$80,890
37-2012	Maids and Housekeeping Cleaners	710	\$15.49	\$14.30	\$14.56	\$16.53	\$32,220
43-9051	Mail Clerks and Mail Machine Operators, Except Postal Service	20	\$16.08	\$14.21	\$15.73	\$18.03	\$33,450
49-9071	Maintenance and Repair Workers, General	1,278	\$22.07	\$17.77	\$22.42	\$27.25	\$45,910
49-9043	Maintenance Workers, Machinery	55	\$25.71	\$22.66	\$22.95	\$29.43	\$53,470
13-1111	Management Analysts	141	\$40.09	\$30.06	\$38.17	\$47.11	\$83,400
11-9199	Managers, All Other	171	\$52.80	\$42.51	\$48.92	\$61.17	\$109,820
13-1161	Market Research Analysts and Marketing Specialists	214	\$29.51	\$21.68	\$27.82	\$35.18	\$61,380
11-2021	Marketing Managers	61	\$60.90	\$42.76	\$56.67	\$74.54	\$126,680
31-9011	Massage Therapists	41	\$31.20	\$25.67	\$30.19	\$36.25	\$64,890
17-2131	Materials Engineers	12	\$35.43	\$29.68	\$29.68	\$37.83	\$73,700
25-1022	Mathematical Science Teachers, Postsecondary	66	-	-	-	-	\$80,290
17-3013	Mechanical Drafters	21	\$27.94	\$22.83	\$26.94	\$33.44	\$58,120
17-3027	Mechanical Engineering Technologists and Technicians	54	\$27.72	\$22.77	\$29.02	\$29.78	\$57,670
17-2141	Mechanical Engineers	229	\$44.53	\$34.22	\$44.01	\$56.14	\$92,610
11-9111	Medical and Health Services Managers	154	\$57.60	\$45.37	\$47.79	\$60.95	\$119,800

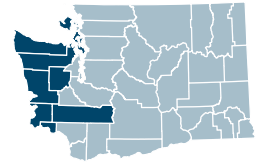
SOC code	Eastern Washington Nonmetropolitan Area (NMA) occupational title	Estimated employment	Average wage	Percentiles			Annual wage
				25th	50th	75th	
31-9092	Medical Assistants	550	\$20.08	\$17.85	\$18.38	\$22.58	\$41,770
31-9093	Medical Equipment Preparers	33	\$22.74	\$18.09	\$18.40	\$28.31	\$47,310
29-2072	Medical Records Specialists	132	\$22.68	\$17.76	\$22.43	\$28.85	\$47,180
43-6013	Medical Secretaries and Administrative Assistants	269	\$19.80	\$17.84	\$18.23	\$22.52	\$41,180
31-9094	Medical Transcriptionists	35	\$18.53	\$14.78	\$18.06	\$22.82	\$38,540
13-1121	Meeting, Convention, and Event Planners	54	\$24.18	\$20.82	\$23.24	\$27.81	\$50,290
21-1023	Mental Health and Substance Abuse Social Workers	69	\$25.71	\$17.53	\$26.01	\$33.30	\$53,480
27-1026	Merchandise Displayers and Window Trimmers	44	\$16.49	\$14.09	\$15.47	\$17.76	\$34,300
43-5041	Meter Readers, Utilities	35	\$23.37	\$17.96	\$22.91	\$28.55	\$48,610
25-2022	Middle School Teachers, Except Special and Career/Technical Education	444	-	-	-	-	\$77,730
49-9044	Millwrights	51	\$28.93	\$23.28	\$29.69	\$29.76	\$60,180
51-2090	Miscellaneous Assemblers and Fabricators	321	\$19.42	\$16.83	\$18.08	\$21.54	\$40,390
51-9023	Mixing and Blending Machine Setters, Operators, and Tenders	124	\$20.24	\$17.43	\$18.09	\$22.01	\$42,100
49-3042	Mobile Heavy Equipment Mechanics, Except Engines	130	\$27.87	\$22.64	\$26.43	\$30.06	\$57,980
39-4031	Morticians, Undertakers, and Funeral Arrangers	18	\$24.44	\$22.42	\$22.65	\$28.80	\$50,840
53-3099	Motor Vehicle Operators, All Other	44	\$16.32	\$14.76	\$14.76	\$18.18	\$33,940
49-3052	Motorcycle Mechanics	30	\$19.87	\$17.48	\$17.85	\$22.10	\$41,320
11-9121	Natural Sciences Managers	34	\$60.62	\$47.26	\$50.20	\$71.83	\$126,100
15-1244	Network and Computer Systems Administrators	195	\$36.34	\$29.50	\$37.16	\$38.23	\$75,590
27-3023	News Analysts, Reporters, and Journalists	27	\$16.61	\$14.66	\$14.75	\$18.25	\$34,540
29-1151	Nurse Anesthetists	14	\$108.93	\$81.46	-	-	\$226,570
29-1171	Nurse Practitioners	109	\$59.49	\$50.55	\$61.17	\$62.19	\$123,740
31-1131	Nursing Assistants	655	\$17.38	\$14.55	\$17.31	\$18.15	\$36,140
25-1072	Nursing Instructors and Teachers, Postsecondary	10	-	-	-	-	\$56,520
19-5011	Occupational Health and Safety Specialists	71	\$38.97	\$32.11	\$37.69	\$45.42	\$81,060
29-1122	Occupational Therapists	30	\$43.36	\$36.99	\$43.27	\$47.90	\$90,190
43-9199	Office and Administrative Support Workers, All Other	314	\$19.82	\$18.26	\$18.26	\$23.16	\$41,220
43-9061	Office Clerks, General	1,481	\$19.80	\$14.63	\$18.12	\$22.49	\$41,190
47-2073	Operating Engineers and Other Construction Equipment Operators	699	\$30.17	\$23.09	\$28.78	\$36.78	\$62,750
29-2057	Ophthalmic Medical Technicians	49	\$19.10	\$17.48	\$17.98	\$22.66	\$39,730
29-2081	Opticians, Dispensing	40	\$20.76	\$17.48	\$21.66	\$22.67	\$43,180
29-1041	Optometrists	20	\$60.56	\$45.67	\$61.63	\$78.28	\$125,960
43-4151	Order Clerks	22	\$18.87	\$15.90	\$17.36	\$21.90	\$39,240
49-3053	Outdoor Power Equipment and Other Small Engine Mechanics	47	\$21.78	\$17.79	\$22.28	\$23.11	\$45,310
51-9111	Packaging and Filling Machine Operators and Tenders	671	\$17.50	\$14.56	\$17.63	\$18.45	\$36,400
53-7064	Packers and Packagers, Hand	1,187	\$14.61	\$14.41	\$14.45	\$14.46	\$30,400
47-2141	Painters, Construction and Maintenance	83	\$23.25	\$17.47	\$22.13	\$23.34	\$48,350
23-2011	Paralegals and Legal Assistants	74	\$25.83	\$22.62	\$22.95	\$28.85	\$53,730
29-2043	Paramedics	181	\$26.14	\$22.80	\$23.00	\$29.04	\$54,380
53-6021	Parking Attendants	25	\$14.48	\$13.69	\$13.90	\$14.30	\$30,110
41-2022	Parts Salespersons	275	\$18.67	\$14.46	\$17.83	\$22.02	\$38,820
43-3051	Payroll and Timekeeping Clerks	126	\$23.75	\$17.92	\$22.82	\$28.78	\$49,390
29-1221	Pediatricians, General	20	-	-	-	-	-
13-2052	Personal Financial Advisors	46	\$73.73	\$37.16	\$48.84	-	\$153,360
37-3012	Pesticide Handlers, Sprayers, and Applicators, Vegetation	44	\$22.39	\$22.87	\$22.87	\$22.97	\$46,560

SOC code	Eastern Washington Nonmetropolitan Area (NMA) occupational title	Estimated employment	Average wage	Percentiles			Annual wage
				25th	50th	75th	
29-1051	Pharmacists	155	\$61.73	\$58.79	\$61.32	\$63.02	\$128,390
31-9095	Pharmacy Aides	43	\$15.94	\$14.26	\$14.64	\$17.48	\$33,150
29-2052	Pharmacy Technicians	184	\$20.21	\$17.55	\$21.11	\$22.32	\$42,030
25-1126	Philosophy and Religion Teachers, Postsecondary	24	-	-	-	-	\$71,550
31-9097	Phlebotomists	56	\$19.78	\$17.87	\$18.38	\$22.52	\$41,150
27-4021	Photographers	25	\$22.44	\$16.67	\$21.11	\$27.40	\$46,680
31-2022	Physical Therapist Aides	35	\$16.12	\$14.26	\$16.94	\$17.40	\$33,520
31-2021	Physical Therapist Assistants	52	\$25.89	\$18.85	\$28.83	\$30.04	\$53,850
29-1123	Physical Therapists	110	\$44.43	\$37.20	\$45.97	\$48.48	\$92,410
29-1071	Physician Assistants	127	\$59.90	\$49.67	\$61.17	\$63.26	\$124,590
29-1229	Physicians, All Other	108	\$132.40	\$80.90	-	-	\$275,400
25-1054	Physics Teachers, Postsecondary	26	-	-	-	-	\$103,140
47-2151	Pipelayers	56	\$24.89	\$17.45	\$23.06	\$29.35	\$51,780
33-3051	Police and Sheriff's Patrol Officers	439	\$36.19	\$31.46	\$37.69	\$39.94	\$75,270
43-5051	Postal Service Clerks	146	\$24.76	\$22.15	\$25.12	\$26.63	\$51,490
43-5052	Postal Service Mail Carriers	220	\$24.41	\$19.06	\$21.79	\$31.47	\$50,760
11-9131	Postmasters and Mail Superintendents	42	\$36.21	\$33.88	\$36.04	\$38.59	\$75,330
25-1199	Postsecondary Teachers, All Other	49	-	-	-	-	\$71,050
51-8012	Power Distributors and Dispatchers	75	\$51.22	\$49.44	\$49.64	\$58.42	\$106,530
25-2011	Preschool Teachers, Except Special Education	399	\$17.44	\$14.15	\$16.49	\$21.77	\$36,270
51-5112	Printing Press Operators	46	\$19.44	\$15.79	\$18.17	\$22.55	\$40,440
21-1092	Probation Officers and Correctional Treatment Specialists	72	\$29.84	\$25.70	\$29.35	\$30.52	\$62,060
43-3061	Procurement Clerks	66	\$20.88	\$17.76	\$18.40	\$23.06	\$43,440
27-2012	Producers and Directors	38	\$30.43	\$23.74	\$24.06	\$35.32	\$63,290
43-5061	Production, Planning, and Expediting Clerks	306	\$23.29	\$18.28	\$20.89	\$26.28	\$48,450
13-1082	Project Management Specialists	131	\$43.68	\$34.21	\$39.13	\$49.70	\$90,850
13-2020	Property Appraisers and Assessors	73	\$30.69	\$24.15	\$29.20	\$33.83	\$63,830
11-9141	Property, Real Estate, and Community Association Managers	61	\$35.22	\$25.60	\$35.21	\$36.88	\$73,250
33-9099	Protective Service Workers, All Other	101	\$20.16	\$17.58	\$19.01	\$22.26	\$41,940
11-2032	Public Relations Managers	24	\$53.33	\$37.00	\$47.29	\$57.41	\$110,920
27-3031	Public Relations Specialists	101	\$32.48	\$25.90	\$30.76	\$37.18	\$67,550
43-5031	Public Safety Telecommunicators	64	\$21.87	\$18.06	\$22.92	\$23.40	\$45,480
11-3061	Purchasing Managers	24	\$59.27	\$47.29	\$60.47	\$69.23	\$123,280
49-2021	Radio, Cellular, and Tower Equipment Installers and Repairers	10	\$32.66	\$26.17	\$29.33	\$42.61	\$67,930
29-2034	Radiologic Technologists and Technicians	154	\$34.47	\$29.25	\$35.76	\$37.40	\$71,690
41-9022	Real Estate Sales Agents	52	\$33.49	\$24.81	\$32.11	\$38.08	\$69,670
43-4171	Receptionists and Information Clerks	546	\$16.92	\$14.27	\$17.17	\$17.81	\$35,190
39-9032	Recreation Workers	146	\$18.03	\$14.35	\$17.16	\$18.64	\$37,490
53-7081	Refuse and Recyclable Material Collectors	140	\$21.80	\$17.98	\$22.37	\$23.55	\$45,350
29-1141	Registered Nurses	1,343	\$40.91	\$36.00	\$37.34	\$47.32	\$85,090
21-1015	Rehabilitation Counselors	77	\$25.81	\$18.15	\$23.07	\$31.38	\$53,680
39-9041	Residential Advisors	61	\$22.26	\$22.18	\$22.18	\$23.76	\$46,300
29-1126	Respiratory Therapists	28	\$35.05	\$30.11	\$37.22	\$38.22	\$72,900
41-2031	Retail Salespersons	2,211	\$16.86	\$14.26	\$14.52	\$17.48	\$35,080
47-2181	Roofers	49	\$24.22	\$22.71	\$22.85	\$23.34	\$50,390

SOC code	Eastern Washington Nonmetropolitan Area (NMA) occupational title	Estimated employment	Average wage	Percentiles			Annual wage
				25th	50th	75th	
11-2022	Sales Managers	140	\$70.86	\$53.07	\$63.08	\$87.15	\$147,400
41-3091	Sales Reps. of Svcs., Exc. Advertising, Insurance, Financial Svcs., & Travel	234	\$32.45	\$21.09	\$27.19	\$37.01	\$67,490
41-4012	Sales Reps/Wholesale/Mfg, Except Tech/Science Products	798	\$38.55	\$23.35	\$30.42	\$45.68	\$80,180
41-4011	Sales Reps/Wholesale/Mfg, Tech/Scientific Products	99	\$47.09	\$34.64	\$39.25	\$55.43	\$97,960
51-7041	Sawing Machine Setters, Operators, and Tenders, Wood	46	\$18.90	\$16.98	\$18.13	\$22.32	\$39,300
19-3034	School Psychologists	43	\$40.08	\$37.16	\$38.65	\$47.11	\$83,370
25-2031	Secondary School Teachers, Except Special and Career/Technical Education	699	-	-	-	-	\$77,620
43-6014	Secretaries and Admin. Assistants, Except Legal, Medical, and Executive	1,346	\$21.38	\$18.04	\$22.42	\$23.19	\$44,480
41-3031	Securities, Commodities, and Financial Services Sales Agents	113	\$24.62	\$18.23	\$22.51	\$28.67	\$51,200
33-9032	Security Guards	216	\$19.70	\$15.19	\$17.58	\$22.33	\$40,970
25-3021	Self-Enrichment Teachers	97	\$20.25	\$17.56	\$18.32	\$22.51	\$42,120
51-9012	Separating & Filtering Machine Setters/Operators/Tenders	122	\$25.15	\$18.20	\$22.83	\$29.61	\$52,300
47-4071	Septic Tank Servicers and Sewer Pipe Cleaners	33	\$21.84	\$18.03	\$22.42	\$23.10	\$45,430
51-6031	Sewing Machine Operators	66	\$17.34	\$15.73	\$16.93	\$18.18	\$36,080
43-5071	Shipping, Receiving, and Inventory Clerks	460	\$19.15	\$16.00	\$17.75	\$21.78	\$39,820
53-3053	Shuttle Drivers and Chauffeurs	-	\$17.04	\$14.49	\$14.49	\$18.04	\$35,450
11-9151	Social and Community Service Managers	73	\$35.51	\$27.96	\$36.32	\$45.16	\$73,870
21-1093	Social and Human Service Assistants	186	\$20.04	\$17.66	\$18.22	\$22.57	\$41,690
25-1067	Sociology Teachers, Postsecondary	30	-	-	-	-	\$74,730
15-1252	Software Developers	358	\$51.02	\$38.54	\$47.01	\$58.72	\$106,120
15-1253	Software Quality Assurance Analysts and Testers	37	\$44.14	\$34.56	\$43.60	\$54.78	\$91,820
19-1013	Soil and Plant Scientists	163	\$31.16	\$23.18	\$29.63	\$37.77	\$64,800
25-2052	Special Education Teachers, Kindergarten and Elementary School	117	-	-	-	-	\$69,930
25-2057	Special Education Teachers, Middle School	64	-	-	-	-	\$71,850
25-2051	Special Education Teachers, Preschool	43	-	-	-	-	\$66,510
25-2058	Special Education Teachers, Secondary School	115	-	-	-	-	\$73,890
29-1127	Speech-Language Pathologists	59	\$42.40	\$37.16	\$43.00	\$47.32	\$88,180
51-8021	Stationary Engineers and Boiler Operators	23	\$30.57	\$29.36	\$29.94	\$30.45	\$63,580
53-7065	Stockers and Order Fillers	1,190	\$16.15	\$14.42	\$14.76	\$17.29	\$33,580
51-2041	Structural Metal Fabricators and Fitters	-	\$24.43	\$17.67	\$22.42	\$31.83	\$50,810
21-1018	Substance Abuse, Behavioral Disorder, and Mental Health Counselors	236	\$27.67	\$21.95	\$28.84	\$30.48	\$57,560
25-3031	Substitute Teachers, Short-Term	521	\$21.34	\$18.10	\$22.26	\$23.15	\$44,390
29-1249	Surgeons, All Other	29	\$146.21	-	-	-	\$304,130
29-2055	Surgical Technologists	66	\$25.98	\$22.60	\$23.21	\$29.47	\$54,040
17-3031	Surveying and Mapping Technicians	35	\$24.18	\$21.80	\$23.12	\$29.10	\$50,290
17-1022	Surveyors	29	\$37.69	\$27.51	\$34.14	\$46.94	\$78,380
47-2082	Tapers	52	\$26.97	\$23.15	\$28.28	\$28.35	\$56,100
25-3099	Teachers and Instructors, All Other	49	-	-	-	-	\$69,230
25-9045	Teaching Assistants, Except Postsecondary	1,814	-	-	-	-	\$36,860
25-9044	Teaching Assistants, Postsecondary	633	-	-	-	-	\$35,120
27-3042	Technical Writers	23	\$35.96	\$30.28	\$36.69	\$38.54	\$74,810
49-2022	Telecommunications Equipment Installers and Repairers, Exc. Line Installers	114	\$29.66	\$23.21	\$29.20	\$36.51	\$61,690
49-9052	Telecommunications Line Installers and Repairers	45	\$28.09	\$22.84	\$28.82	\$36.75	\$58,420
43-3071	Tellers	270	\$17.64	\$17.48	\$17.81	\$17.83	\$36,680
49-3093	Tire Repairers and Changers	179	\$16.07	\$13.97	\$16.58	\$17.40	\$33,430

SOC code	Eastern Washington Nonmetropolitan Area (NMA) occupational title	Estimated employment	Average wage	Percentiles			Annual wage
				25th	50th	75th	
51-4194	Tool Grinders, Filers, and Sharpeners	13	\$19.28	\$14.62	\$18.13	\$22.93	\$40,110
39-7010	Tour and travel guides	32	\$18.77	\$16.95	\$17.23	\$21.00	\$39,040
13-1151	Training and Development Specialists	95	\$35.52	\$23.76	\$33.39	\$45.98	\$73,870
11-3071	Transportation, Storage, and Distribution Managers	58	\$46.60	\$37.10	\$45.99	\$57.41	\$96,920
53-1047	Transportation/Material Moving Supervisors/No Cargo Handlers	646	\$30.70	\$22.62	\$29.04	\$38.29	\$63,860
25-3041	Tutors	19	\$15.92	\$13.69	\$14.49	\$14.49	\$33,110
19-3051	Urban and Regional Planners	64	\$33.50	\$29.33	\$30.08	\$37.66	\$69,680
39-3031	Ushers, Lobby Attendants, and Ticket Takers	34	\$16.96	\$14.34	\$14.36	\$18.70	\$35,280
29-1131	Veterinarians	52	\$50.44	\$37.83	\$47.19	\$61.06	\$104,910
31-9096	Veterinary Assistants and Laboratory Animal Caretakers	115	\$15.76	\$14.11	\$14.38	\$17.26	\$32,780
29-2056	Veterinary Technologists and Technicians	113	\$22.37	\$17.91	\$21.91	\$28.87	\$46,520
35-3031	Waiters and Waitresses	902	\$18.64	\$14.14	\$14.69	\$22.33	\$38,770
51-8031	Water and Wastewater Treatment Plant and System Operators	130	\$28.07	\$23.14	\$28.78	\$29.86	\$58,380
15-1255	Web and Digital Interface Designers	36	\$34.40	\$23.60	\$33.27	\$45.11	\$71,560
15-1254	Web Developers	36	\$38.61	\$29.11	\$34.01	\$48.67	\$80,320
43-5111	Weighers, Measurers, Checkers, and Samplers, Recordkeeping	24	\$18.61	\$17.74	\$18.04	\$22.26	\$38,700
51-4121	Welders, Cutters, Solderers, and Brazers	164	\$24.80	\$20.88	\$23.30	\$27.70	\$51,580
51-7042	Woodworking Machine Setters, Operators, and Tenders, Except Sawing	112	\$18.15	\$17.10	\$17.86	\$17.92	\$37,760
19-1023	Zoologists and Wildlife Biologists	123	\$36.21	\$30.92	\$35.86	\$38.60	\$75,330

**Western Washington Nonmetropolitan Area (NMA)**  
 2022 Occupational Employment and Wage Estimates  
 Includes Clallam, Grays Harbor, Island, Jefferson, Lewis, Mason,  
 Pacific, San Juan and Wahkiakum counties



SOC code	Western Washington Nonmetropolitan Area (NMA) occupational title	Estimated employment	Average wage	Percentiles			Annual wage
				25th	50th	75th	
13-2011	Accountants and Auditors	779	\$37.08	\$29.45	\$36.57	\$44.92	\$77,120
29-1291	Acupuncturists	30	\$26.35	\$17.91	\$26.12	\$29.11	\$54,810
11-3012	Administrative Services Managers	39	\$54.34	\$38.85	\$57.16	\$60.82	\$113,020
25-3011	Adult Literacy, Remedial Educ., GED Teachers/Instructors	61	\$29.36	\$23.08	\$29.60	\$30.25	\$61,070
41-3011	Advertising Sales Agents	42	\$25.04	\$14.65	\$22.50	\$29.36	\$52,080
17-2011	Aerospace Engineers	29	\$44.22	\$29.17	\$29.43	\$63.08	\$91,970
19-4012	Agricultural Technicians	31	\$19.06	\$17.50	\$17.76	\$22.21	\$39,630
49-3011	Aircraft Mechanics and Service Technicians	91	\$28.18	\$22.42	\$29.23	\$35.51	\$58,620
39-3091	Amusement and Recreation Attendants	165	\$14.56	\$13.97	\$14.14	\$14.45	\$30,290
39-2021	Animal Caretakers	248	\$16.13	\$14.46	\$14.63	\$17.72	\$33,550
17-1011	Architects, Except Landscape and Naval	20	\$36.86	\$28.72	\$37.05	\$43.64	\$76,660
17-3011	Architectural and Civil Drafters	36	\$28.91	\$22.58	\$28.42	\$35.08	\$60,130
11-9041	Architectural and Engineering Managers	36	\$67.06	\$61.13	\$62.13	\$78.27	\$139,480
25-4011	Archivists	38	\$28.12	\$23.30	\$28.78	\$29.65	\$58,490
25-1121	Art, Drama, and Music Teachers, Postsecondary	43	-	-	-	-	\$59,290
53-6031	Automotive and Watercraft Service Attendants	177	\$15.88	\$14.26	\$14.49	\$17.39	\$33,030
49-3021	Automotive Body and Related Repairers	111	\$24.40	\$18.14	\$21.56	\$28.57	\$50,750
49-3023	Automotive Service Technicians and Mechanics	469	\$25.73	\$17.96	\$22.42	\$28.57	\$53,520
33-3011	Bailiffs	34	\$16.80	\$14.36	\$14.46	\$22.83	\$34,940
51-3011	Bakers	305	\$16.60	\$14.32	\$16.64	\$17.78	\$34,530
35-3011	Bartenders	691	\$17.64	\$14.09	\$14.52	\$18.78	\$36,690
43-3011	Bill and Account Collectors	73	-	-	-	-	-
43-3021	Billing and Posting Clerks	330	\$21.80	\$17.74	\$22.26	\$23.19	\$45,340
25-1042	Biological Science Teachers, Postsecondary	14	-	-	-	-	\$59,320
19-1029	Biological Scientists, All Other	29	\$38.66	\$30.97	\$36.26	\$44.70	\$80,410
19-4021	Biological Technicians	195	\$20.80	\$18.13	\$21.00	\$22.33	\$43,260
43-3031	Bookkeeping, Accounting, and Auditing Clerks	1,492	\$23.09	\$18.30	\$22.67	\$27.33	\$48,030
27-3011	Broadcast Announcers and Radio Disc Jockeys	17	\$16.34	\$14.45	\$14.68	\$18.33	\$33,980
49-3031	Bus and Truck Mechanics and Diesel Engine Specialists	355	\$29.20	\$22.95	\$29.13	\$30.35	\$60,740
53-3051	Bus Drivers, School	464	\$23.08	\$22.26	\$23.12	\$23.56	\$48,000
53-3052	Bus Drivers, Transit and Intercity	450	\$24.67	\$22.96	\$23.37	\$29.17	\$51,310
13-1199	Business Operations Specialists, All Other	1,309	\$30.35	\$22.62	\$24.15	\$36.96	\$63,130
25-1011	Business Teachers, Postsecondary	28	-	-	-	-	\$60,160
51-3021	Butchers and Meat Cutters	235	\$20.00	\$17.38	\$21.06	\$22.69	\$41,600
13-1020	Buyers and Purchasing Agents	316	\$30.39	\$22.71	\$29.17	\$36.83	\$63,200
51-7011	Cabinetmakers and Bench Carpenters	101	\$19.83	\$17.50	\$18.05	\$22.77	\$41,250
53-5021	Captains, Mates, and Pilots of Water Vessels	50	\$39.45	\$37.50	\$38.25	\$44.79	\$82,050
25-2023	Career/Technical Education Teachers, Middle School	26	-	-	-	-	\$84,150
25-1194	Career/Technical Education Teachers, Postsecondary	163	\$29.26	\$23.31	\$29.17	\$36.68	\$60,860
25-2032	Career/Technical Education Teachers, Secondary School	178	-	-	-	-	\$85,240

SOC code	Western Washington Nonmetropolitan Area (NMA) occupational title	Estimated employment	Average wage	Percentiles			Annual wage
				25th	50th	75th	
47-2031	Carpenters	1,457	\$29.29	\$22.61	\$28.55	\$29.31	\$60,930
47-2041	Carpet Installers	45	\$21.55	\$16.63	\$20.62	\$25.88	\$44,820
17-1021	Cartographers and Photogrammetrists	31	\$35.08	\$29.65	\$33.30	\$38.23	\$72,970
41-2011	Cashiers	3,659	\$15.79	\$14.02	\$14.22	\$16.92	\$32,850
47-2051	Cement Masons and Concrete Finishers	155	\$27.57	\$22.57	\$28.29	\$30.44	\$57,340
35-1011	Chefs and Head Cooks	126	\$26.75	\$20.15	\$24.74	\$30.87	\$55,650
17-2041	Chemical Engineers	16	\$47.70	\$41.77	\$49.08	\$49.08	\$99,210
51-9011	Chemical Equipment Operators and Tenders	56	\$29.45	\$16.95	\$29.61	\$37.39	\$61,260
19-4031	Chemical Technicians	24	\$24.71	\$22.11	\$23.01	\$28.79	\$51,410
19-2031	Chemists	14	\$38.53	\$29.31	\$37.98	\$40.02	\$80,140
11-1011	Chief Executives	169	\$88.30	\$63.40	\$80.28	-	\$183,660
21-1021	Child, Family, and School Social Workers	462	\$29.02	\$23.25	\$29.38	\$34.11	\$60,350
39-9011	Childcare Workers	208	\$15.97	\$14.09	\$14.18	\$17.23	\$33,210
29-1011	Chiropractors	37	\$28.53	\$15.99	\$29.01	\$29.11	\$59,350
17-3022	Civil Engineering Technologists and Technicians	75	\$31.30	\$29.40	\$30.22	\$35.65	\$65,100
17-2051	Civil Engineers	174	\$41.23	\$36.76	\$38.87	\$45.72	\$85,760
13-1031	Claims Adjusters, Examiners, and Investigators	34	\$36.89	\$29.60	\$36.58	\$41.99	\$76,730
53-7061	Cleaners of Vehicles and Equipment	342	\$17.22	\$14.49	\$17.46	\$18.04	\$35,810
21-2011	Clergy	18	\$33.28	\$29.39	\$34.14	\$36.86	\$69,210
19-3033	Clinical and Counseling Psychologists	36	\$47.09	\$39.58	\$41.57	\$56.98	\$97,940
29-2010	Clinical Laboratory Technologists and Technicians	159	\$34.09	\$23.65	\$35.88	\$38.22	\$70,910
27-2022	Coaches and Scouts	433	-	-	-	-	\$47,530
51-9124	Coating, Painting, and Spraying Machine Setters, Operators, and Tenders	163	\$21.80	\$17.47	\$18.45	\$23.38	\$45,350
49-9091	Coin, Vending, and Amusement Machine Servicers and Repairers	23	\$20.25	\$17.77	\$18.76	\$21.59	\$42,110
53-2012	Commercial Pilots	44	-	-	-	-	\$74,240
25-1122	Communications Teachers, Postsecondary	11	-	-	-	-	\$60,070
21-1099	Community and Social Service Specialists, All Other	103	\$21.12	\$16.69	\$18.67	\$23.68	\$43,930
21-1094	Community Health Workers	132	\$20.99	\$14.38	\$18.51	\$23.93	\$43,650
13-1141	Compensation, Benefits, and Job Analysis Specialists	24	\$35.24	\$22.82	\$36.26	\$37.93	\$73,300
13-1041	Compliance Officers	161	\$36.88	\$28.90	\$34.14	\$44.70	\$76,710
11-3021	Computer and Information Systems Managers	104	\$68.85	\$48.12	\$61.35	\$72.87	\$143,210
15-1241	Computer Network Architects	13	\$44.95	\$34.62	\$44.17	\$56.44	\$93,500
15-1231	Computer Network Support Specialists	25	\$33.80	\$22.92	\$35.57	\$43.41	\$70,300
51-9161	Computer Numerically Controlled Tool Operators	13	\$19.34	\$18.61	\$18.61	\$18.61	\$40,220
15-1299	Computer Occupations, All Other	144	\$40.80	\$29.76	\$38.40	\$48.41	\$84,860
15-1251	Computer Programmers	19	\$41.95	\$30.22	\$38.10	\$53.72	\$87,250
15-1211	Computer Systems Analysts	265	\$39.31	\$30.03	\$37.89	\$47.28	\$81,770
15-1232	Computer User Support Specialists	391	\$28.23	\$22.29	\$28.06	\$33.03	\$58,720
19-1031	Conservation Scientists	89	\$31.04	\$26.01	\$29.43	\$36.73	\$64,570
47-4011	Construction and Building Inspectors	94	\$33.54	\$29.17	\$30.10	\$37.79	\$69,760
47-2061	Construction Laborers	1,298	\$23.01	\$17.90	\$22.23	\$27.97	\$47,860
11-9021	Construction Managers	199	\$48.53	\$37.63	\$45.64	\$59.80	\$100,940
49-9012	Control and Valve Installers and Repairers, Except Mechanical Door	46	\$40.71	\$36.78	\$45.52	\$46.50	\$84,670
35-2011	Cooks, Fast Food	439	\$15.41	\$14.22	\$14.62	\$16.82	\$32,050
35-2012	Cooks, Institution and Cafeteria	489	\$19.27	\$15.38	\$18.36	\$22.76	\$40,070



SOC code	Western Washington Nonmetropolitan Area (NMA) occupational title	Estimated employment	Average wage	Percentiles			Annual wage
				25th	50th	75th	
35-2014	Cooks, Restaurant	1,316	\$17.62	\$14.84	\$17.22	\$18.18	\$36,650
35-2015	Cooks, Short Order	100	\$17.47	\$14.41	\$17.35	\$18.49	\$36,330
33-3012	Correctional Officers and Jailers	1,443	\$27.55	\$24.36	\$29.32	\$30.20	\$57,310
13-1051	Cost Estimators	197	\$35.16	\$28.94	\$30.48	\$38.71	\$73,140
41-2021	Counter and Rental Clerks	498	\$17.45	\$14.36	\$17.11	\$17.72	\$36,300
43-4031	Court, Municipal, and License Clerks	286	\$24.30	\$22.67	\$23.15	\$28.87	\$50,540
13-2041	Credit Analysts	21	\$35.28	\$28.78	\$30.17	\$45.67	\$73,370
33-9091	Crossing Guards and Flaggers	90	\$25.77	\$15.90	\$24.03	\$30.22	\$53,600
51-9021	Crushing, Grinding, and Polishing Machine Setters, Operators, and Tenders	36	\$22.59	\$16.16	\$22.04	\$29.16	\$46,980
25-4012	Curators	23	\$28.93	\$17.89	\$28.78	\$36.61	\$60,180
43-4051	Customer Service Representatives	1,423	\$18.95	\$14.44	\$17.58	\$22.04	\$39,420
51-4031	Cut/Punch/Press Mach Setters/Oprs/Tenders, Metal/Plastic	52	\$18.41	\$15.10	\$17.81	\$21.26	\$38,300
51-9032	Cutting and Slicing Machine Setters, Operators, and Tenders	52	\$18.51	\$16.36	\$18.37	\$20.68	\$38,490
43-9021	Data Entry Keyers	74	\$22.02	\$17.48	\$22.44	\$27.97	\$45,800
15-2051	Data Scientists	14	\$42.68	\$37.16	\$38.40	\$56.30	\$88,770
15-1242	Database Administrators	81	\$28.33	\$22.29	\$28.54	\$28.54	\$58,920
41-9011	Demonstrators and Product Promoters	47	\$16.33	\$14.21	\$14.82	\$17.43	\$33,960
31-9091	Dental Assistants	383	\$21.54	\$18.15	\$22.30	\$22.72	\$44,810
29-1292	Dental Hygienists	192	\$50.79	\$46.01	\$47.49	\$59.65	\$105,650
29-1021	Dentists, General	107	\$87.40	\$78.68	\$78.68	\$99.65	\$181,790
33-3021	Detectives and Criminal Investigators	44	\$48.19	\$42.17	\$44.70	\$50.74	\$100,220
29-2032	Diagnostic Medical Sonographers	80	\$41.43	\$36.06	\$45.53	\$47.11	\$86,180
29-1031	Dietitians and Nutritionists	40	\$33.52	\$28.50	\$35.88	\$37.33	\$69,720
35-9011	Dining Room and Cafeteria Attendants and Bartender Helpers	265	\$15.53	\$14.06	\$14.58	\$14.84	\$32,300
35-9021	Dishwashers	588	\$15.37	\$14.09	\$14.29	\$16.21	\$31,970
43-5032	Dispatchers, Except Police, Fire, and Ambulance	206	\$25.99	\$17.65	\$22.68	\$29.16	\$54,050
53-3031	Driver/Sales Workers	370	\$16.36	\$13.69	\$14.11	\$17.91	\$34,020
47-2081	Drywall and Ceiling Tile Installers	128	\$27.03	\$22.76	\$28.88	\$30.47	\$56,210
47-5023	Earth Drillers, Except Oil and Gas	17	\$23.39	\$14.45	\$22.47	\$27.58	\$48,650
27-3041	Editors	30	\$27.05	\$17.85	\$23.74	\$29.71	\$56,260
11-9039	Education Administrators, All Other	-	\$34.13	\$21.54	\$29.11	\$47.76	\$71,000
11-9032	Education Administrators, Kindergarten through Secondary	263	-	-	-	-	\$118,570
11-9033	Education Administrators, Postsecondary	43	\$42.92	\$35.86	\$37.92	\$47.29	\$89,270
11-9031	Education and Childcare Administrators, Preschool and Daycare	39	\$25.71	\$18.22	\$22.54	\$33.68	\$53,470
25-9099	Educational Instruction and Library Workers, All Other	50	\$25.68	\$17.76	\$23.25	\$36.30	\$53,420
21-1012	Educational, Guidance, and Career Counselors and Advisors	182	\$39.40	\$30.16	\$38.15	\$47.34	\$81,950
17-3023	Electrical and Electronic Engineering Technologists and Technicians	47	\$37.61	\$29.33	\$37.17	\$44.89	\$78,230
49-2094	Electrical and Electronics Repairers, Commercial and Industrial Equipment	40	\$33.56	\$29.07	\$34.14	\$36.59	\$69,810
49-2095	Electrical and Electronics Repairers, Powerhouse, Substation, and Relay	48	\$47.43	\$37.57	\$47.76	\$60.80	\$98,660
17-2071	Electrical Engineers	106	\$51.93	\$37.82	\$48.05	\$61.36	\$108,010
49-9051	Electrical Power-Line Installers and Repairers	275	\$45.35	\$45.89	\$47.11	\$47.73	\$94,340
51-2028	Electrical/Electronic/Electromechanical Assemblers Only	86	\$19.10	\$14.56	\$17.48	\$22.04	\$39,720
47-2111	Electricians	624	\$31.59	\$22.67	\$29.50	\$36.93	\$65,700
17-2072	Electronics Engineers, Except Computer	29	\$49.00	\$38.26	\$46.88	\$56.16	\$101,920
25-2021	Elementary School Teachers, Except Special Education	1,334	-	-	-	-	\$79,070

SOC code	Western Washington Nonmetropolitan Area (NMA) occupational title	Estimated employment	Average wage	Percentiles			Annual wage
				25th	50th	75th	
43-4061	Eligibility Interviewers, Government Programs	117	\$26.69	\$23.00	\$28.69	\$29.43	\$55,510
29-2042	Emergency Medical Technicians	230	\$17.91	\$14.12	\$17.51	\$17.87	\$37,250
17-3029	Engineering Technologists and Technicians, Except Drafters, All Other	27	\$38.96	\$35.64	\$38.58	\$44.26	\$81,040
17-2199	Engineers, All Other	18	\$50.78	\$37.61	\$53.38	\$60.15	\$105,610
25-1123	English Language and Literature Teachers, Postsecondary	34	-	-	-	-	\$53,750
39-1014	Entertainment and Recreation Workers Supervisors, Exc. Gambling Services	71	\$25.17	\$18.95	\$23.40	\$28.70	\$52,360
19-4042	Environmental Science and Protection Technicians, Including Health	14	\$23.55	\$23.44	\$23.59	\$24.07	\$48,980
19-2041	Environmental Scientists and Specialists, Including Health	133	\$31.63	\$23.32	\$29.80	\$35.81	\$65,790
47-5022	Excavating and Loading Machine and Dragline Operators, Surface Mining	123	\$25.46	\$22.55	\$23.11	\$28.81	\$52,970
43-6011	Executive Secretaries and Executive Administrative Assistants	204	\$31.28	\$29.17	\$29.64	\$36.96	\$65,060
39-9031	Exercise Trainers and Group Fitness Instructors	267	\$22.10	\$17.22	\$22.29	\$23.12	\$45,970
51-9041	Extruding, Forming, Pressing, & Compacting Mach. Setters, Oprs. & Tenders	22	\$17.59	\$14.62	\$14.62	\$18.29	\$36,600
11-3013	Facilities Managers	42	\$46.20	\$37.00	\$46.25	\$57.16	\$96,090
45-4021	Fallers	-	\$42.61	\$23.44	\$36.16	\$75.61	\$88,620
29-1215	Family Medicine Physicians	61	-	-	-	-	-
45-2092	Farmworkers and Laborers, Crop, Nursery, and Greenhouse	170	\$16.26	\$14.29	\$14.59	\$17.80	\$33,830
45-2093	Farmworkers, Farm, Ranch, and Aquacultural Animals	125	\$19.97	\$14.72	\$19.00	\$24.16	\$41,540
35-3023	Fast Food and Counter Workers	4,046	\$15.07	\$14.21	\$14.40	\$14.88	\$31,340
47-4031	Fence Erectors	27	\$20.48	\$17.48	\$17.87	\$22.61	\$42,600
51-2051	Fiberglass Laminators and Fabricators	64	\$21.26	\$17.67	\$21.53	\$23.38	\$44,210
43-4071	File Clerks	31	\$18.94	\$14.49	\$17.74	\$22.44	\$39,400
13-2051	Financial and Investment Analysts	52	\$32.48	\$26.66	\$29.91	\$37.16	\$67,550
43-3099	Financial Clerks, All Other	14	\$18.46	\$17.74	\$17.74	\$18.27	\$38,400
11-3031	Financial Managers	216	\$60.77	\$47.28	\$57.80	\$63.08	\$126,400
13-2054	Financial Risk Specialists	16	\$31.28	\$22.59	\$29.33	\$36.92	\$65,050
13-2099	Financial Specialists, All Other	61	\$42.47	\$28.14	\$34.00	\$47.08	\$88,340
33-2011	Firefighters	442	\$31.11	\$23.77	\$31.04	\$37.33	\$64,710
47-1011	First-Line Supervisors of Construction Trades and Extraction Workers	496	\$38.06	\$29.71	\$37.17	\$46.87	\$79,160
33-1011	First-Line Supervisors of Correctional Officers	281	\$36.77	\$34.29	\$36.01	\$38.60	\$76,470
45-1011	First-Line Supervisors of Farming, Fishing, and Forestry Workers	66	\$30.67	\$24.16	\$29.44	\$35.02	\$63,790
33-1021	First-Line Supervisors of Firefighting and Prevention Workers	86	\$49.72	\$38.22	\$51.03	\$60.94	\$103,410
35-1012	First-Line Supervisors of Food Preparation and Serving Workers	1,251	\$20.90	\$17.07	\$18.49	\$23.33	\$43,480
39-1013	First-Line Supervisors of Gambling Services Workers	60	\$27.03	\$23.31	\$26.69	\$29.35	\$56,210
37-1011	First-Line Supervisors of Housekeeping and Janitorial Workers	96	\$22.33	\$17.86	\$20.29	\$24.18	\$46,450
37-1012	First-Line Sprvs. of Landscaping, Lawn Service, & Groundskeeping Workers	57	\$29.55	\$23.33	\$28.36	\$36.96	\$61,460
49-1011	First-Line Supervisors of Mechanics, Installers, and Repairers	617	\$39.71	\$29.20	\$37.22	\$47.14	\$82,590
41-1012	First-Line Supervisors of Non-Retail Sales Workers	96	\$43.58	\$29.78	\$38.09	\$51.44	\$90,640
43-1011	First-Line Supervisors of Office and Administrative Support Workers	1,064	\$30.54	\$22.95	\$28.99	\$36.83	\$63,510
39-1022	First-Line Supervisors of Personal Service Workers	43	\$21.80	\$18.02	\$18.93	\$27.60	\$45,350
33-1012	First-Line Supervisors of Police and Detectives	142	\$47.87	\$38.41	\$49.54	\$51.63	\$99,580
51-1011	First-Line Supervisors of Production and Operating Workers	642	\$31.80	\$23.19	\$29.58	\$37.61	\$66,150
33-1099	First-Line Supervisors of Protective Service Workers, All Other	25	\$32.08	\$26.14	\$29.19	\$36.96	\$66,730
41-1011	First-Line Supervisors of Retail Sales Workers	1,336	\$23.51	\$18.03	\$22.35	\$27.76	\$48,910
33-1091	First-Line Supervisors of Security Workers	36	\$24.81	\$19.40	\$23.49	\$28.20	\$51,610
33-3031	Fish and Game Wardens	30	\$32.53	\$28.30	\$28.32	\$42.46	\$67,670

SOC code	Western Washington Nonmetropolitan Area (NMA) occupational title	Estimated employment	Average wage	Percentiles			Annual wage
				25th	50th	75th	
27-1023	Floral Designers	128	\$15.67	\$14.09	\$14.27	\$17.16	\$32,600
51-3092	Food Batchmakers	93	\$17.99	\$15.91	\$17.51	\$18.48	\$37,420
35-2021	Food Preparation Workers	706	\$16.25	\$14.52	\$14.99	\$17.32	\$33,790
51-3099	Food Processing Workers, All Other	15	\$16.95	\$14.51	\$17.48	\$17.71	\$35,250
35-3041	Food Servers, Nonrestaurant	289	\$15.63	\$14.58	\$14.60	\$16.68	\$32,520
11-9051	Food Service Managers	104	\$35.39	\$28.12	\$28.72	\$42.12	\$73,610
19-4071	Forest and Conservation Technicians	77	\$20.21	\$16.95	\$18.57	\$21.70	\$42,030
45-4011	Forest and Conservation Workers	16	\$17.72	\$17.30	\$18.28	\$18.28	\$36,850
19-1032	Foresters	174	\$40.38	\$33.30	\$38.85	\$47.39	\$83,990
13-1131	Fundraisers	101	\$28.14	\$22.62	\$29.00	\$30.37	\$58,530
51-9051	Furnace, Kiln, Oven, Drier, and Kettle Operators and Tenders	189	\$22.01	\$17.97	\$21.88	\$29.16	\$45,770
43-3041	Gambling Cage Workers	74	\$15.43	\$14.11	\$14.17	\$16.64	\$32,100
41-2012	Gambling Change Persons and Booth Cashiers	55	\$15.15	\$14.26	\$14.38	\$16.83	\$31,520
11-9071	Gambling Managers	15	\$38.21	\$28.73	\$35.52	\$46.52	\$79,480
51-8092	Gas Plant Operators	11	-	-	-	-	-
11-1021	General and Operations Managers	1,798	\$51.88	\$36.85	\$47.92	\$60.62	\$107,900
27-1024	Graphic Designers	113	\$23.99	\$17.74	\$22.40	\$26.95	\$49,900
51-4033	Grind/Lap/Polish/Buff. Mach. Tool Setters, Oprs, & Tenders, Metal & Plastic	33	\$16.65	\$14.62	\$14.99	\$18.13	\$34,640
39-5012	Hairdressers, Hairstylists, and Cosmetologists	140	\$21.13	\$17.37	\$21.74	\$22.63	\$43,950
21-1091	Health Education Specialists	42	\$31.44	\$26.69	\$29.95	\$38.41	\$65,390
29-9021	Health Information Technologists and Medical Registrars	40	\$24.59	\$22.43	\$22.66	\$28.78	\$51,140
29-2099	Health Technologists and Technicians, All Other	158	\$23.96	\$17.87	\$22.43	\$28.24	\$49,850
29-1299	Healthcare Diagnosing or Treating Practitioners, All Other	23	\$46.63	\$37.82	\$37.82	\$53.05	\$97,000
29-9099	Healthcare Practitioners and Technical Workers, All Other	-	\$32.16	\$22.66	\$36.96	\$37.95	\$66,900
21-1022	Healthcare Social Workers	158	\$29.98	\$22.80	\$29.16	\$37.34	\$62,360
31-9099	Healthcare Support Workers, All Other	165	\$20.33	\$17.48	\$18.30	\$22.82	\$42,280
49-9021	Heating, Air Conditioning, and Refrigeration Mechanics and Installers	243	\$25.35	\$18.18	\$23.00	\$28.85	\$52,720
53-3032	Heavy and Tractor-Trailer Truck Drivers	1,745	\$26.17	\$22.32	\$23.70	\$29.65	\$54,430
49-9098	Helpers-Installation, Maintenance, and Repair Workers	48	\$20.68	\$14.43	\$17.81	\$27.85	\$43,020
51-9198	Helpers-Production Workers	77	\$16.47	\$14.38	\$16.00	\$17.57	\$34,250
47-4051	Highway Maintenance Workers	261	\$27.08	\$23.32	\$28.01	\$29.54	\$56,320
31-1120	Home Health and Personal Care Aides	1,668	\$16.31	\$14.26	\$17.23	\$17.50	\$33,920
35-9031	Hosts and Hostesses, Restaurant, Lounge, and Coffee Shop	297	\$15.20	\$14.09	\$14.19	\$14.60	\$31,610
43-4081	Hotel, Motel, and Resort Desk Clerks	456	\$15.52	\$14.14	\$14.24	\$16.25	\$32,270
43-4161	Human Resources Assistants, Except Payroll and Timekeeping	92	\$22.59	\$20.53	\$22.91	\$23.44	\$47,000
11-3121	Human Resources Managers	57	\$53.11	\$37.79	\$48.12	\$60.81	\$110,460
13-1071	Human Resources Specialists	405	\$33.10	\$24.72	\$29.96	\$38.00	\$68,850
17-3026	Industrial Engineering Technologists and Technicians	12	\$27.13	\$23.35	\$26.69	\$31.53	\$56,430
17-2112	Industrial Engineers	51	\$38.80	\$33.08	\$37.60	\$42.61	\$80,690
49-9041	Industrial Machinery Mechanics	369	\$28.60	\$22.90	\$29.05	\$33.69	\$59,490
11-3051	Industrial Production Managers	93	\$56.49	\$45.52	\$57.41	\$61.22	\$117,510
53-7051	Industrial Truck and Tractor Operators	515	\$20.84	\$17.64	\$21.96	\$22.88	\$43,350
43-4199	Information and Record Clerks, All Other	185	\$19.25	\$16.95	\$17.88	\$21.57	\$40,040
51-9061	Inspectors, Testers, Sorters, Samplers, and Weighers	215	\$25.40	\$17.92	\$22.67	\$28.83	\$52,840

SOC code	Western Washington Nonmetropolitan Area (NMA) occupational title	Estimated employment	Average wage	Percentiles			Annual wage
				25th	50th	75th	
49-9099	Installation, Maintenance, and Repair Workers, All Other	50	\$24.86	\$18.06	\$22.43	\$29.17	\$51,700
25-9031	Instructional Coordinators	81	\$32.41	\$22.80	\$28.90	\$44.00	\$67,410
43-9041	Insurance Claims and Policy Processing Clerks	86	\$19.24	\$17.90	\$17.90	\$18.27	\$40,030
41-3021	Insurance Sales Agents	174	\$25.28	\$18.31	\$23.08	\$29.88	\$52,580
43-4111	Interviewers, Except Eligibility and Loan	258	\$18.47	\$17.58	\$17.91	\$22.26	\$38,420
37-2011	Janitors and Cleaners, Except Maids and Housekeeping Cleaners	-	\$17.78	\$14.56	\$16.99	\$19.96	\$36,970
23-1023	Judges, Magistrate Judges, and Magistrates	115	\$72.61	\$47.99	\$77.95	\$99.29	\$151,020
23-1012	Judicial Law Clerks	24	\$25.13	\$18.56	\$23.20	\$29.17	\$52,270
25-2012	Kindergarten Teachers, Except Special Education	238	-	-	-	-	\$74,780
13-1075	Labor Relations Specialists	26	\$40.61	\$23.99	\$37.16	\$49.01	\$84,470
53-7062	Laborers and Freight, Stock, and Material Movers, Hand	1,964	\$17.54	\$14.49	\$17.48	\$18.18	\$36,490
37-3011	Landscaping and Groundskeeping Workers	1,023	\$17.87	\$14.60	\$17.46	\$18.34	\$37,180
51-6011	Laundry and Dry-Cleaning Workers	113	\$15.40	\$14.25	\$14.32	\$16.26	\$32,040
23-1011	Lawyers	185	\$54.20	\$37.81	\$48.64	\$61.42	\$112,730
43-6012	Legal Secretaries and Administrative Assistants	141	\$20.60	\$17.98	\$22.27	\$22.66	\$42,860
23-2099	Legal Support Workers, All Other	34	\$27.07	\$18.56	\$23.39	\$29.79	\$56,310
11-1031	Legislators	169	-	-	-	-	\$97,790
25-4022	Librarians and Media Collections Specialists	234	\$30.91	\$29.17	\$29.21	\$29.65	\$64,280
43-4121	Library Assistants, Clerical	387	\$18.61	\$17.40	\$17.41	\$21.91	\$38,700
25-4031	Library Technicians	76	\$21.91	\$22.26	\$22.65	\$22.66	\$45,580
29-2061	Licensed Practical and Licensed Vocational Nurses	336	\$29.27	\$27.78	\$28.89	\$32.60	\$60,880
19-4099	Life, Physical, and Social Science Technicians, All Other	18	\$24.87	\$18.79	\$23.00	\$28.78	\$51,730
33-9092	Lifeguards, Ski Patrol, & Other Recreational Protective Service Workers	38	\$14.00	\$13.69	\$13.69	\$13.69	\$29,120
53-3033	Light Truck Drivers	870	\$20.07	\$14.58	\$17.95	\$22.54	\$41,750
43-4131	Loan Interviewers and Clerks	118	\$21.32	\$17.80	\$22.53	\$22.90	\$44,340
13-2072	Loan Officers	230	\$33.29	\$22.72	\$28.90	\$37.04	\$69,240
49-9094	Locksmiths and Safe Repairers	12	\$26.25	\$17.81	\$29.43	\$33.32	\$54,600
11-9081	Lodging Managers	162	\$29.71	\$22.55	\$23.31	\$36.42	\$61,790
45-4023	Log Graders and Scalers	54	\$25.72	\$22.28	\$27.97	\$29.20	\$53,500
45-4022	Logging Equipment Operators	480	\$27.02	\$23.22	\$28.48	\$29.19	\$56,200
45-4029	Logging Workers, All Other	146	\$27.59	\$23.09	\$28.24	\$29.46	\$57,380
13-1081	Logisticians	61	\$36.04	\$29.11	\$34.90	\$38.58	\$74,970
53-7063	Machine Feeders and Offbearers	280	\$19.45	\$17.13	\$17.94	\$22.04	\$40,460
51-4041	Machinists	132	\$26.84	\$22.51	\$28.32	\$30.16	\$55,840
29-2035	Magnetic Resonance Imaging Technologists	32	\$43.18	\$37.16	\$45.53	\$47.90	\$89,810
37-2012	Maids and Housekeeping Cleaners	1,280	\$15.48	\$14.43	\$14.55	\$16.23	\$32,200
43-9051	Mail Clerks and Mail Machine Operators, Except Postal Service	16	\$17.35	\$14.35	\$16.38	\$20.70	\$36,080
49-9071	Maintenance and Repair Workers, General	1,551	\$22.19	\$17.67	\$22.32	\$27.77	\$46,150
49-9043	Maintenance Workers, Machinery	40	\$25.02	\$22.64	\$23.38	\$28.57	\$52,040
13-1111	Management Analysts	181	\$46.59	\$30.08	\$39.72	\$57.09	\$96,900
11-9199	Managers, All Other	216	\$51.13	\$37.04	\$48.72	\$60.06	\$106,360
39-5092	Manicurists and Pedicurists	125	\$18.96	\$14.32	\$16.98	\$21.60	\$39,440
13-1161	Market Research Analysts and Marketing Specialists	297	\$30.54	\$18.27	\$25.91	\$36.63	\$63,530
11-2021	Marketing Managers	53	\$55.80	\$42.87	\$48.26	\$64.94	\$116,060
21-1013	Marriage and Family Therapists	21	\$21.09	\$17.67	\$22.42	\$22.42	\$43,870

SOC code	Western Washington Nonmetropolitan Area (NMA) occupational title	Estimated employment	Average wage	Percentiles			Annual wage
				25th	50th	75th	
31-9011	Massage Therapists	109	\$30.38	\$28.55	\$29.60	\$36.42	\$63,190
25-1022	Mathematical Science Teachers, Postsecondary	25	-	-	-	-	\$75,580
51-3022	Meat, Poultry, and Fish Cutters and Trimmers	559	\$15.03	\$14.07	\$14.10	\$14.51	\$31,270
17-3013	Mechanical Drafters	25	\$25.66	\$20.87	\$23.21	\$29.68	\$53,370
17-2141	Mechanical Engineers	59	\$39.72	\$28.98	\$35.15	\$48.93	\$82,620
11-9111	Medical and Health Services Managers	215	\$58.41	\$45.25	\$48.29	\$60.80	\$121,490
31-9092	Medical Assistants	550	\$20.71	\$17.58	\$22.04	\$22.78	\$43,070
31-9093	Medical Equipment Preparers	43	\$20.28	\$17.58	\$18.11	\$22.26	\$42,190
49-9062	Medical Equipment Repairers	14	\$30.82	\$17.68	\$35.65	\$36.96	\$64,100
29-2072	Medical Records Specialists	134	\$23.82	\$18.20	\$22.58	\$28.24	\$49,550
19-1042	Medical Scientists, Except Epidemiologists	12	\$59.84	\$37.16	\$47.11	\$80.09	\$124,480
43-6013	Medical Secretaries and Administrative Assistants	391	\$20.88	\$17.58	\$22.25	\$22.58	\$43,430
31-9094	Medical Transcriptionists	24	\$23.36	\$20.44	\$22.82	\$28.31	\$48,590
13-1121	Meeting, Convention, and Event Planners	95	\$22.90	\$14.90	\$22.59	\$28.64	\$47,620
21-1023	Mental Health and Substance Abuse Social Workers	107	\$24.48	\$18.06	\$23.19	\$30.90	\$50,910
27-1026	Merchandise Displayers and Window Trimmers	79	\$17.24	\$14.50	\$17.23	\$18.23	\$35,860
43-5041	Meter Readers, Utilities	64	\$26.62	\$22.42	\$23.05	\$29.06	\$55,380
25-2022	Middle School Teachers, Except Special and Career/Technical Education	446	-	-	-	-	\$81,100
49-9044	Millwrights	217	\$30.13	\$28.83	\$29.19	\$29.20	\$62,660
51-2090	Miscellaneous Assemblers and Fabricators	795	\$18.65	\$16.28	\$18.16	\$18.45	\$38,790
51-9023	Mixing and Blending Machine Setters, Operators, and Tenders	99	\$21.69	\$17.73	\$22.04	\$22.86	\$45,120
49-3042	Mobile Heavy Equipment Mechanics, Except Engines	240	\$27.34	\$22.47	\$28.82	\$30.10	\$56,870
51-4072	Molding/Coremaking/ Casting Mach. Setters/Oprs. & Tenders/Metal & Plastic	18	\$22.00	\$16.62	\$20.94	\$22.98	\$45,770
39-4031	Morticians, Undertakers, and Funeral Arrangers	35	\$26.96	\$22.59	\$23.40	\$30.68	\$56,070
53-3099	Motor Vehicle Operators, All Other	123	\$16.33	\$14.74	\$14.76	\$18.04	\$33,970
49-3051	Motorboat Mechanics and Service Technicians	81	\$24.30	\$22.01	\$23.38	\$27.99	\$50,550
53-5022	Motorboat Operators	14	\$27.97	\$20.00	\$21.93	\$34.93	\$58,170
49-3052	Motorcycle Mechanics	15	\$20.87	\$18.23	\$22.26	\$23.11	\$43,410
25-4013	Museum Technicians and Conservators	14	\$17.19	\$14.25	\$14.54	\$17.80	\$35,740
11-9121	Natural Sciences Managers	40	\$53.05	\$43.79	\$47.78	\$51.68	\$110,340
15-1244	Network and Computer Systems Administrators	119	\$38.31	\$32.28	\$37.32	\$45.50	\$79,680
27-3023	News Analysts, Reporters, and Journalists	30	\$18.44	\$14.59	\$18.01	\$18.41	\$38,360
29-2033	Nuclear Medicine Technologists	20	\$45.80	\$45.36	\$45.53	\$47.11	\$95,260
29-1151	Nurse Anesthetists	17	\$129.90	\$94.10	-	-	\$270,180
29-1171	Nurse Practitioners	161	\$58.37	\$48.56	\$61.17	\$61.98	\$121,410
31-1131	Nursing Assistants	984	\$17.57	\$14.64	\$17.52	\$18.04	\$36,550
25-1072	Nursing Instructors and Teachers, Postsecondary	37	-	-	-	-	\$78,410
19-5011	Occupational Health and Safety Specialists	86	\$37.57	\$30.08	\$37.16	\$43.13	\$78,140
29-1122	Occupational Therapists	61	\$46.18	\$45.86	\$47.11	\$48.78	\$96,060
31-2011	Occupational Therapy Assistants	12	\$28.91	\$24.00	\$29.17	\$33.45	\$60,130
43-9199	Office and Administrative Support Workers, All Other	176	\$17.62	\$14.40	\$14.65	\$22.26	\$36,640
43-9061	Office Clerks, General	2,386	\$19.95	\$14.67	\$18.13	\$22.57	\$41,490
47-2073	Operating Engineers and Other Construction Equipment Operators	616	\$32.45	\$23.24	\$29.12	\$40.67	\$67,500
29-2057	Ophthalmic Medical Technicians	46	\$20.26	\$17.48	\$22.04	\$22.04	\$42,140
29-2081	Opticians, Dispensing	67	\$20.91	\$17.61	\$21.13	\$22.81	\$43,490

SOC code	Western Washington Nonmetropolitan Area (NMA) occupational title	Estimated employment	Average wage	Percentiles			Annual wage
				25th	50th	75th	
29-1041	Optometrists	31	\$49.72	\$33.83	\$47.49	\$57.24	\$103,410
43-4151	Order Clerks	118	\$19.74	\$15.73	\$22.05	\$22.65	\$41,070
49-3053	Outdoor Power Equipment and Other Small Engine Mechanics	58	\$22.19	\$17.81	\$23.09	\$23.11	\$46,150
51-9111	Packaging and Filling Machine Operators and Tenders	242	\$16.11	\$14.03	\$14.56	\$17.67	\$33,500
53-7064	Packers and Packers, Hand	377	\$16.52	\$14.21	\$14.82	\$18.04	\$34,350
47-2141	Painters, Construction and Maintenance	214	\$24.51	\$21.98	\$22.52	\$23.14	\$50,980
51-9196	Paper Goods Machine Setters, Operators, and Tenders	124	\$27.79	\$22.42	\$27.08	\$34.99	\$57,790
23-2011	Paralegals and Legal Assistants	127	\$27.01	\$23.01	\$23.56	\$29.17	\$56,180
29-2043	Paramedics	228	\$32.25	\$22.86	\$29.19	\$46.86	\$67,070
53-6021	Parking Attendants	58	\$15.09	\$13.85	\$14.09	\$15.60	\$31,390
41-2022	Parts Salespersons	264	\$18.05	\$14.35	\$17.33	\$21.60	\$37,540
43-3051	Payroll and Timekeeping Clerks	123	\$26.48	\$22.64	\$27.70	\$29.39	\$55,070
29-1221	Pediatricians, General	39	\$91.16	\$79.10	\$79.10	-	\$189,610
39-9099	Personal Care and Service Workers, All Other	-	\$14.63	\$14.24	\$14.24	\$14.24	\$30,440
13-2052	Personal Financial Advisors	95	\$95.99	\$45.88	-	-	\$199,660
37-2021	Pest Control Workers	55	\$23.80	\$18.25	\$22.55	\$28.52	\$49,510
37-3012	Pesticide Handlers, Sprayers, and Applicators, Vegetation	-	\$22.02	\$18.47	\$22.87	\$23.53	\$45,810
29-1051	Pharmacists	309	\$62.58	\$58.93	\$61.17	\$73.31	\$130,170
31-9095	Pharmacy Aides	80	\$16.35	\$14.31	\$16.38	\$18.03	\$34,000
29-2052	Pharmacy Technicians	328	\$20.93	\$17.63	\$21.82	\$22.21	\$43,530
31-9097	Phlebotomists	123	\$20.53	\$17.85	\$22.26	\$22.26	\$42,700
31-2022	Physical Therapist Aides	35	\$15.63	\$14.40	\$14.41	\$16.71	\$32,520
31-2021	Physical Therapist Assistants	107	\$24.93	\$18.05	\$23.72	\$29.17	\$51,840
29-1123	Physical Therapists	260	\$47.04	\$37.43	\$47.18	\$54.85	\$97,840
29-1071	Physician Assistants	113	\$63.36	\$57.71	\$61.35	\$76.21	\$131,800
29-1229	Physicians, All Other	182	\$127.19	\$79.69	-	-	\$264,560
47-2151	Pipelayers	35	\$26.92	\$22.42	\$27.94	\$32.60	\$56,000
51-8099	Plant and System Operators, All Other	14	\$39.39	\$31.77	\$34.37	\$46.98	\$81,940
47-2152	Plumbers, Pipefitters, and Steamfitters	191	\$33.76	\$23.53	\$29.85	\$37.85	\$70,220
33-3051	Police and Sheriff's Patrol Officers	618	\$36.03	\$29.79	\$37.96	\$39.94	\$74,950
43-5051	Postal Service Clerks	212	\$24.51	\$21.29	\$24.40	\$27.13	\$50,970
43-5052	Postal Service Mail Carriers	381	\$24.48	\$19.06	\$22.39	\$30.33	\$50,910
11-9131	Postmasters and Mail Superintendents	51	\$36.25	\$33.84	\$35.59	\$40.22	\$75,400
51-8012	Power Distributors and Dispatchers	12	\$47.87	\$48.49	\$49.03	\$53.23	\$99,570
25-2011	Preschool Teachers, Except Special Education	356	\$17.74	\$14.20	\$16.49	\$18.54	\$36,900
51-6021	Pressers, Textile, Garment, and Related Materials	15	\$16.41	\$14.15	\$17.08	\$17.23	\$34,130
51-5112	Printing Press Operators	42	\$18.92	\$14.44	\$18.05	\$22.04	\$39,350
21-1092	Probation Officers and Correctional Treatment Specialists	317	\$30.96	\$29.07	\$30.92	\$33.32	\$64,400
43-3061	Procurement Clerks	111	\$21.34	\$18.08	\$22.44	\$23.45	\$44,380
27-2012	Producers and Directors	34	\$28.50	\$18.63	\$24.06	\$34.54	\$59,280
43-5061	Production, Planning, and Expediting Clerks	192	\$25.96	\$18.45	\$23.45	\$29.61	\$53,990
13-1082	Project Management Specialists	86	\$47.06	\$30.44	\$46.61	\$60.95	\$97,890
13-2020	Property Appraisers and Assessors	106	\$33.16	\$24.15	\$29.93	\$37.91	\$68,970
11-9141	Property, Real Estate, and Community Association Managers	50	\$39.67	\$34.04	\$36.04	\$37.99	\$82,510
33-9099	Protective Service Workers, All Other	144	\$20.41	\$16.95	\$18.89	\$23.00	\$42,460

SOC code	Western Washington Nonmetropolitan Area (NMA) occupational title	Estimated employment	Average wage	Percentiles			Annual wage
				25th	50th	75th	
29-1223	Psychiatrists	15	\$123.86	\$79.98	-	-	\$257,630
25-1066	Psychology Teachers, Postsecondary	24	-	-	-	-	\$58,270
27-3031	Public Relations Specialists	69	\$35.12	\$23.89	\$32.11	\$38.61	\$73,060
43-5031	Public Safety Telecommunicators	31	\$23.14	\$22.92	\$23.26	\$23.40	\$48,130
11-3061	Purchasing Managers	18	\$57.36	\$45.11	\$47.84	\$61.57	\$119,300
29-2034	Radiologic Technologists and Technicians	175	\$37.12	\$29.47	\$36.96	\$45.01	\$77,210
41-9022	Real Estate Sales Agents	113	\$28.94	\$18.32	\$28.01	\$36.96	\$60,200
43-4171	Receptionists and Information Clerks	989	\$16.93	\$14.17	\$17.18	\$17.82	\$35,220
25-1193	Recreation and Fitness Studies Teachers, Postsecondary	12	-	-	-	-	\$59,880
39-9032	Recreation Workers	189	\$15.81	\$14.26	\$14.61	\$17.12	\$32,880
29-1125	Recreational Therapists	11	\$29.65	\$25.67	\$30.16	\$34.14	\$61,670
53-7081	Refuse and Recyclable Material Collectors	164	\$22.92	\$18.32	\$22.71	\$23.83	\$47,670
29-1141	Registered Nurses	2,288	\$43.99	\$37.16	\$45.53	\$48.56	\$91,500
21-1015	Rehabilitation Counselors	163	\$24.16	\$18.20	\$22.29	\$29.43	\$50,240
21-2099	Religious Workers, All Other	19	\$24.86	\$22.25	\$23.41	\$29.46	\$51,710
43-4181	Reservation and Transportation Ticket Agents and Travel Clerks	25	\$18.18	\$14.21	\$15.05	\$21.11	\$37,820
39-9041	Residential Advisors	57	\$18.82	\$14.56	\$18.05	\$22.04	\$39,140
29-1126	Respiratory Therapists	92	\$34.84	\$29.47	\$35.88	\$37.33	\$72,470
41-2031	Retail Salespersons	3,903	\$16.87	\$14.17	\$14.43	\$17.50	\$35,090
49-9096	Riggers	16	\$30.55	\$28.82	\$31.91	\$34.93	\$63,550
47-2181	Roofers	250	\$26.05	\$21.80	\$22.78	\$28.97	\$54,190
53-5011	Sailors and Marine Oilers	59	\$27.00	\$18.67	\$30.18	\$31.97	\$56,160
11-2022	Sales Managers	145	\$63.75	\$47.37	\$60.88	\$77.94	\$132,590
41-3091	Sales Reps. of Svcs., Exc. Advertising, Insurance, Financial Svcs., & Travel	368	\$29.18	\$18.46	\$23.66	\$34.66	\$60,690
41-4012	Sales Reps/Wholesale/Mfg, Except Tech/Science Products	660	\$36.75	\$23.16	\$30.10	\$47.14	\$76,440
41-4011	Sales Reps/Wholesale/Mfg, Tech/Scientific Products	37	\$53.58	\$30.26	\$48.68	\$63.08	\$111,440
51-7041	Sawing Machine Setters, Operators, and Tenders, Wood	419	\$22.78	\$18.03	\$22.24	\$28.29	\$47,380
33-9094	School Bus Monitors	10	\$17.14	\$17.80	\$17.80	\$17.80	\$35,640
19-3034	School Psychologists	44	\$45.41	\$39.61	\$48.10	\$49.77	\$94,460
25-2031	Secondary School Teachers, Except Special and Career/Technical Education	759	-	-	-	-	\$83,570
43-6014	Secretaries and Admin. Assistants, Except Legal, Medical, and Executive	1,593	\$21.53	\$17.87	\$22.44	\$23.19	\$44,780
41-3031	Securities, Commodities, and Financial Services Sales Agents	162	\$23.25	\$18.40	\$21.60	\$23.30	\$48,350
49-2098	Security and Fire Alarm Systems Installers	14	\$29.41	\$28.22	\$28.55	\$29.64	\$61,170
33-9032	Security Guards	885	\$27.64	\$16.73	\$17.76	\$29.73	\$57,480
25-3021	Self-Enrichment Teachers	216	\$20.11	\$14.82	\$17.93	\$22.72	\$41,820
51-9012	Separating & Filtering Machine Setters/Operators/Tenders	80	\$22.88	\$18.08	\$22.89	\$27.80	\$47,580
47-4071	Septic Tank Servicers and Sewer Pipe Cleaners	82	\$22.27	\$17.54	\$22.21	\$28.36	\$46,320
51-6031	Sewing Machine Operators	66	\$16.43	\$14.38	\$16.48	\$17.63	\$34,160
43-5071	Shipping, Receiving, and Inventory Clerks	548	\$20.75	\$17.42	\$20.67	\$22.94	\$43,160
53-3053	Shuttle Drivers and Chauffeurs	104	\$17.07	\$14.49	\$16.05	\$18.49	\$35,500
39-5094	Skincare Specialists	22	\$26.34	\$18.77	\$20.25	\$35.73	\$54,790
11-9151	Social and Community Service Managers	-	\$36.91	\$36.83	\$36.83	\$36.83	\$76,770
21-1093	Social and Human Service Assistants	-	\$19.98	\$17.48	\$18.51	\$22.58	\$41,560
21-1029	Social Workers, All Other	10	\$42.86	\$38.58	\$40.86	\$49.95	\$89,160
15-1252	Software Developers	332	\$57.50	\$46.55	\$58.03	\$72.15	\$119,610

SOC code	Western Washington Nonmetropolitan Area (NMA) occupational title	Estimated employment	Average wage	Percentiles			Annual wage
				25th	50th	75th	
15-1253	Software Quality Assurance Analysts and Testers	15	\$39.60	\$23.36	\$37.32	\$58.92	\$82,370
19-1013	Soil and Plant Scientists	21	\$31.38	\$23.41	\$30.64	\$37.29	\$65,270
25-2052	Special Education Teachers, Kindergarten and Elementary School	144	-	-	-	-	\$77,910
25-2057	Special Education Teachers, Middle School	64	-	-	-	-	\$74,030
25-2051	Special Education Teachers, Preschool	35	-	-	-	-	\$68,610
25-2058	Special Education Teachers, Secondary School	115	-	-	-	-	\$80,270
29-1127	Speech-Language Pathologists	84	\$44.16	\$37.33	\$45.96	\$47.32	\$91,860
51-8021	Stationary Engineers and Boiler Operators	18	\$32.95	\$30.45	\$32.74	\$35.86	\$68,540
15-2041	Statisticians	12	\$38.54	\$33.38	\$33.38	\$47.11	\$80,160
53-7065	Stockers and Order Fillers	2,188	\$17.46	\$14.55	\$17.49	\$18.18	\$36,320
47-2221	Structural Iron and Steel Workers	57	\$40.66	\$34.89	\$43.82	\$46.27	\$84,570
21-1018	Substance Abuse, Behavioral Disorder, and Mental Health Counselors	692	\$24.91	\$18.08	\$22.62	\$29.17	\$51,800
25-3031	Substitute Teachers, Short-Term	522	\$19.62	\$17.61	\$17.93	\$22.47	\$40,810
29-2055	Surgical Technologists	74	\$26.60	\$22.60	\$23.21	\$29.09	\$55,330
17-3031	Surveying and Mapping Technicians	106	\$26.00	\$21.73	\$23.07	\$29.37	\$54,090
17-1022	Surveyors	63	\$39.56	\$28.95	\$36.44	\$46.88	\$82,290
13-2082	Tax Preparers	98	\$26.63	\$20.56	\$23.50	\$36.54	\$55,380
25-3099	Teachers and Instructors, All Other	82	-	-	-	-	\$64,470
25-9045	Teaching Assistants, Except Postsecondary	1,977	-	-	-	-	\$39,200
25-9044	Teaching Assistants, Postsecondary	14	-	-	-	-	\$37,740
49-2022	Telecommunications Equipment Installers and Repairers, Exc. Line Installers	131	\$29.58	\$23.09	\$29.43	\$36.83	\$61,520
49-9052	Telecommunications Line Installers and Repairers	95	\$26.89	\$22.84	\$28.82	\$29.17	\$55,930
43-3071	Tellers	558	\$17.22	\$16.91	\$17.74	\$17.76	\$35,810
47-2044	Tile and Stone Setters	26	\$28.83	\$22.74	\$29.22	\$37.02	\$59,960
49-3093	Tire Repairers and Changers	135	\$16.16	\$13.97	\$14.10	\$17.42	\$33,600
23-2093	Title Examiners, Abstractors, and Searchers	93	\$21.08	\$17.52	\$18.43	\$23.39	\$43,840
51-4194	Tool Grinders, Filers, and Sharpeners	56	\$28.55	\$23.38	\$28.55	\$29.77	\$59,390
13-1151	Training and Development Specialists	112	\$31.99	\$22.95	\$28.87	\$40.33	\$66,540
53-6051	Transportation Inspectors	22	\$36.05	\$25.07	\$30.19	\$40.05	\$74,970
53-6099	Transportation Workers, All Other	17	\$20.00	\$14.44	\$17.66	\$22.41	\$41,590
11-3071	Transportation, Storage, and Distribution Managers	59	\$46.56	\$34.86	\$47.41	\$54.04	\$96,840
53-1047	Transportation/Material Moving Supervisors/No Cargo Handlers	527	\$29.00	\$22.42	\$28.57	\$36.60	\$60,310
41-3041	Travel Agents	48	\$19.57	\$17.23	\$17.26	\$17.43	\$40,700
37-3013	Tree Trimmers and Pruners	126	\$22.59	\$14.92	\$15.85	\$25.67	\$46,990
25-3041	Tutors	33	\$17.38	\$14.39	\$16.07	\$20.34	\$36,150
19-3051	Urban and Regional Planners	72	\$32.85	\$23.77	\$30.08	\$38.03	\$68,320
29-1131	Veterinarians	91	\$49.62	\$37.90	\$47.14	\$58.16	\$103,220
31-9096	Veterinary Assistants and Laboratory Animal Caretakers	169	\$15.91	\$14.09	\$14.45	\$17.32	\$33,090
29-2056	Veterinary Technologists and Technicians	98	\$20.89	\$17.73	\$21.52	\$22.02	\$43,460
35-3031	Waiters and Waitresses	1,608	\$18.71	\$14.14	\$14.60	\$22.41	\$38,910
51-8031	Water and Wastewater Treatment Plant and System Operators	228	\$31.13	\$28.78	\$29.78	\$36.88	\$64,740
15-1255	Web and Digital Interface Designers	36	\$36.91	\$29.15	\$37.03	\$41.33	\$76,770
15-1254	Web Developers	25	\$33.31	\$17.99	\$29.48	\$47.26	\$69,280
43-5111	Weighers, Measurers, Checkers, and Samplers, Recordkeeping	33	\$18.26	\$14.30	\$17.74	\$22.02	\$37,970
51-4121	Welders, Cutters, Solderers, and Brazers	273	\$26.04	\$21.53	\$23.36	\$29.61	\$54,150



SOC code	Western Washington Nonmetropolitan Area (NMA) occupational title	Estimated employment	Average wage	Percentiles			Annual wage
				25th	50th	75th	
51-7042	Woodworking Machine Setters, Operators, and Tenders, Except Sawing	431	\$21.47	\$17.63	\$22.10	\$22.95	\$44,660
27-3043	Writers and Authors	18	\$30.12	\$22.99	\$29.17	\$34.19	\$62,650
19-1023	Zoologists and Wildlife Biologists	159	\$35.34	\$29.17	\$35.64	\$38.60	\$73,500