

2020 OCCUPATIONAL EMPLOYMENT AND WAGE ESTIMATES

Occupations
Employment Estimates
Average Wages
Wage Percentiles
Annual Wages



Employment Security Department
WASHINGTON STATE

Labor Market and Economic Analysis
July 2020



2020 Occupational Employment and Wage Estimates

Published July 2020

Washington State Employment Security Department
Suzi LeVine, *Commissioner*

Labor Market and Economic Analysis
Steven Ross, *Director of Labor Market Information*

Occupational Employment Statistics
Gina Nguyen, *Supervisor*

This workforce product was funded by a grant awarded by the U.S. Department of Labor's Employment and Training Administration. The product was created by the recipient and does not necessarily reflect the official position of the U.S. Department of Labor. The Department of Labor makes no guarantees, warranties, or assurances of any kind, expressed or implied, with respect to such information, including any information on linked sites and including, but not limited to, accuracy of the information or its completeness, timeliness, usefulness, adequacy, continued availability, or ownership. This product is copyrighted by the institution that created it. Internal use by an organization and/or personal use by an individual for non-commercial purposes is permissible. All other uses require the prior authorization of the copyright owner.

For more information or to get this report in an alternative format, call the Employment Security Department Labor Market Information Center at 1-833-572-8421.

Employment Security Department is an equal opportunity employer/program. Auxiliary aids and services are available upon request to individuals with disabilities. Language assistance services for limited English proficient individuals are available free of charge. Washington Relay Service: 711.

Contents

Introduction, notes on estimates and estimation changes	iii
Definitions	iv
Map of survey areas	v
Washington statewide	1
Metropolitan statistical areas (MSAs)	
Bellingham	19
Bremerton-Silverdale	29
Kennewick-Richland	37
Clarkston (WA) and Lewiston (ID)	47
Longview	53
Mount Vernon-Anacortes	59
Olympia-Tumwater	67
Vancouver (WA) and Portland-Hillsboro (OR)	77
Seattle-Tacoma-Bellevue	93
Spokane-Spokane Valley	109
Walla Walla	121
Wenatchee	127
Yakima	135
Nonmetropolitan areas (NMAs)	
Eastern Washington	145
Western Washington	155

Introduction

Occupational Employment Statistics (OES) is a program of the U.S. Department of Labor, Bureau of Labor Statistics (BLS). This federal-state cooperative program produces employment and wage estimates for nearly 867 occupations.

Each year, the Employment Security Department's Labor Market and Economic Analysis division compiles occupational employment and wage estimates for Washington state. The data are presented statewide, for metropolitan statistical areas (MSAs) and for nonmetropolitan areas (NMAs). All data are at the cross-industry level. For more information go to <https://esd.wa.gov/labormarketinfo/occupations>.

Notes on estimates

These occupational employment and wage estimates are based on the spring 2019 Occupational Employment Statistics survey. Data collected from the survey includes employment counts, occupations and wages from more than 4,182 Washington state employers. Data from the spring 2019 survey are combined with the fall 2016, spring and fall 2017 and spring and fall 2018 survey panels to create a sample size of more than 26,474 employers. Wage estimates are updated to a March 2020 level using Employment Cost Index (ECI) factors. Employment estimates are benchmarked to an average of November 2018 and May 2019 employment.

The estimates in this publication are based on the 2010 Office of Management and Budget (OMB) area definitions, the 2017 North American Industry Classification System (NAICS) codes at the four-digit level and the full 2018 Standard Occupational Classification (SOC) code manual. Please go to the BLS website at <https://www.bls.gov/soc/2018> for more information. Occupation and wage estimates are not provided for farms, the self-employed, owner/partners in unincorporated firms, the military, household workers or unpaid family workers. Estimates for some occupations or wage levels may be suppressed because they do not meet BLS publication standards or due to small sample size. These include occupations with an estimated employment of fewer than 10 people. Blanks in the data columns indicate suppressed data.

Estimation changes

The May 2019 percentile wages can be estimated to \$100.00+ per hour or \$208,000+ per year. All of the microdata in the estimates were collected under these newer wage intervals. National estimates, state estimates and more information about the program are available online at www.bls.gov/oec.

If you have questions regarding the data, contact the Employment Security Department Labor Market Information Center at 1-833-572-8421.

Definitions

25th Percentile – Twenty-five percent of all wage earners earn below the wage rate specified.

50th Percentile – Fifty percent of all wage earners earn below the wage rate specified. The 50th percentile is the median wage.

75th Percentile – Seventy-five percent of all wage earners earn below the wage rate specified.

Annual wage – In instances where hourly rates are reported, the annual wage is calculated by multiplying the hourly rate by 2,080 hours. This is the annual equivalent of working full-time at 40 hours per week.

Average wage – The sum of all reported wage rates divided by the number of rates.

Employment cost index (ECI) – The employment cost index measures changes in wages, salaries and benefits for civilian workers. This includes private industry and state and local government. The ECI is published by the federal Bureau of Labor Statistics and can be found at <http://stats.bls.gov/ncs/ect/>.

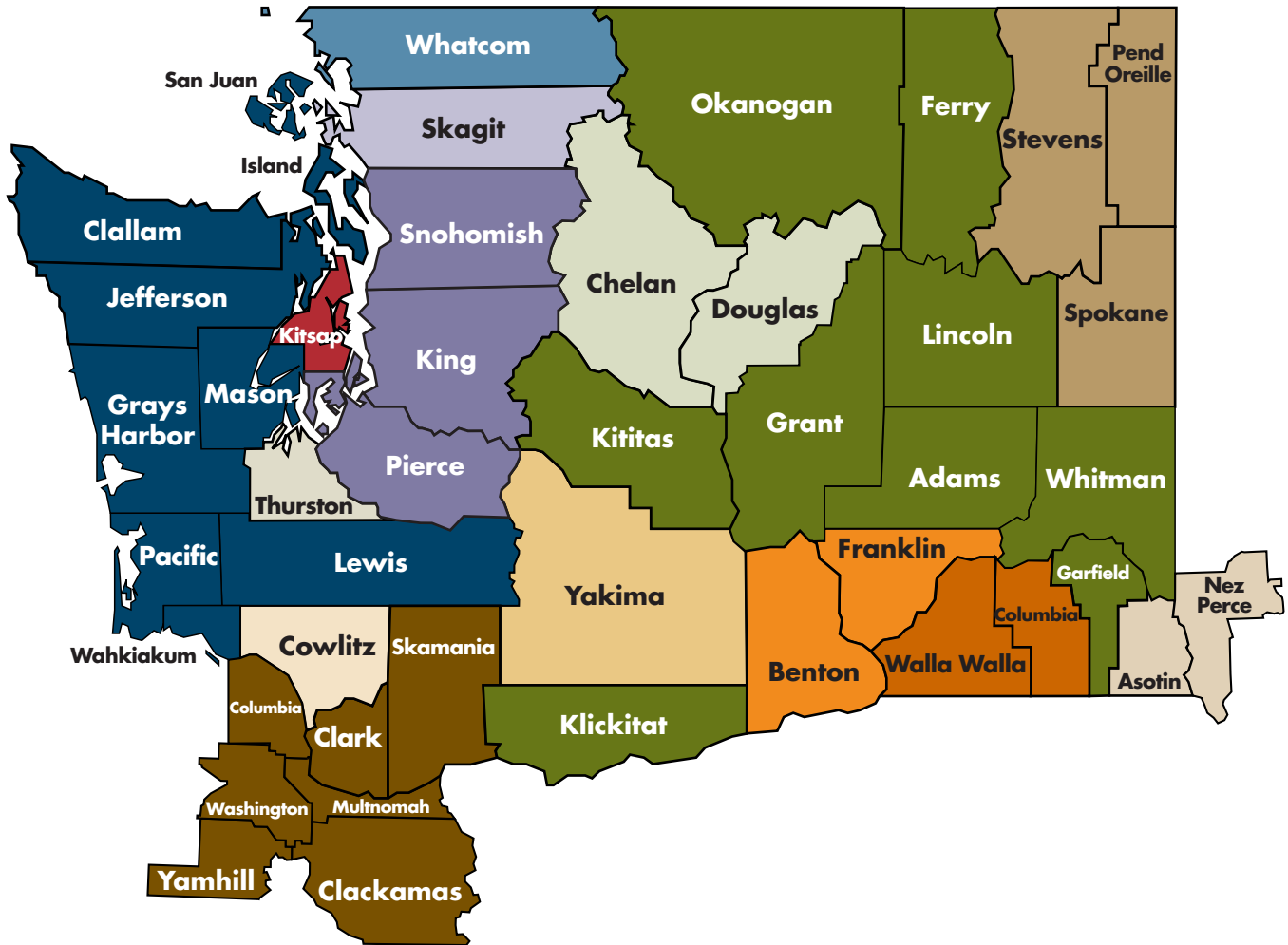
Estimated employment – An estimate of the total number of workers employed in a specific occupation.

Metropolitan Statistical Area (MSA) – A county or group of counties that are economically related having a principal city or urbanized area with a population of at least 50,000 people. A MSA may include contiguous counties from neighboring states and is also called a metro area.

Nonmetropolitan Area (NMA) – One of two groups of counties in Washington State not included in a metropolitan statistical area. Each county group is considered economically related.

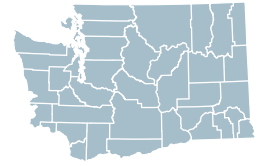
Standard Occupational Classification (SOC) – The SOC system is used to sort and define nearly 840 occupations. The standardized system allows comparable research and reporting by individual states and the federal government. For more information on the SOC system, go to www.bls.gov/soc.

Map of survey areas



- Bellingham, WA MSA – Whatcom County
- Bremerton-Silverdale, WA MSA – Kitsap County
- Kennewick-Richland, WA MSA – Benton and Franklin counties
- Clarkston (WA) and Lewiston (ID) MSA – Asotin, WA and Nez Perce, ID counties
- Longview, WA MSA – Cowlitz County
- Mount Vernon-Anacortes, WA MSA – Skagit County
- Olympia-Tumwater, WA MSA – Thurston County
- Vancouver (WA) and Portland-Hillsboro (OR) MSA – Clark and Skamania, WA; Clackamas, Columbia, Multnomah, Washington and Yamhill, OR counties
- Seattle-Tacoma-Bellevue, WA MSA – King, Pierce and Snohomish counties
- Spokane-Spokane Valley, WA MSA – Pend Oreille, Spokane and Stevens counties
- Walla Walla, WA MSA – Columbia and Walla Walla counties
- Wenatchee, WA MSA – Chelan and Douglas counties
- Yakima, WA MSA – Yakima County
- Western WA NMA – Clallam, Grays Harbor, Island, Jefferson, Lewis, Mason, Pacific, San Juan and Wahkiakum counties
- Eastern WA NMA – Adams, Ferry, Garfield, Grant, Kittitas, Klickitat, Lincoln, Okanogan and Whitman counties

Washington Statewide
2020 Occupational Employment
and Wage Estimates
Includes all counties in Washington state



SOC code	Washington statewide occupational title	Estimated employment	Average wage	Percentiles			Annual wage
				25th	50th	75th	
13-2011	Accountants and Auditors	32,281	\$40.12	\$28.74	\$36.05	\$46.84	\$83,456
27-2011	Actors	569	\$22.17	\$12.73	\$22.64	\$27.19	
15-2011	Actuaries	425	\$65.42	\$47.24	\$64.70	\$79.70	\$136,067
29-1298	Acupuncturists & Healthcare Diagnosing or Treating Practitioners, All Other	1,228	\$39.51	\$26.94	\$32.93	\$46.82	\$82,165
51-9191	Adhesive Bonding Machine Operators and Tenders	624	\$24.09	\$15.87	\$21.99	\$33.54	\$50,123
23-1021	Administrative Law Judges, Adjudicators, and Hearing Officers	341	\$54.02	\$43.46	\$49.67	\$57.96	\$112,380
11-3010	Administrative Services and Facilities Managers	4,910	\$59.67	\$44.32	\$55.83	\$71.08	\$124,120
25-3011	Adult Literacy, Remedial Educ., GED Teachers/Instructors	2,154	\$27.25	\$23.17	\$27.21	\$31.41	\$56,670
11-2011	Advertising and Promotions Managers	414	\$72.51	\$54.59	\$68.93	\$83.16	\$150,826
41-3011	Advertising Sales Agents	3,747	\$32.87	\$19.42	\$26.02	\$40.04	\$68,373
17-3021	Aerospace Engineering and Operations Technologists and Technicians	426	\$47.70	\$32.79	\$45.16	\$55.83	\$99,213
17-2011	Aerospace Engineers	6,679					
13-1011	Agents and Business Managers of Artists, Performers, and Athletes	94	\$48.83	\$26.72	\$36.71	\$54.40	\$101,569
19-4010	Agricultural and Food Science Technicians	240	\$20.41	\$15.81	\$19.68	\$24.62	\$42,451
45-2091	Agricultural Equipment Operators	953	\$17.35	\$14.32	\$16.46	\$19.21	\$36,096
45-2011	Agricultural Inspectors	722	\$20.65	\$13.78	\$17.35	\$26.49	\$42,967
25-1041	Agricultural Sciences Teachers, Postsecondary	40					\$91,512
45-2099	Agricultural Workers, All Other	564	\$16.51	\$12.97	\$14.72	\$18.15	\$34,345
53-1041	Aircraft Cargo Handling Supervisors		\$28.97	\$20.53	\$24.17	\$36.15	\$60,266
49-3011	Aircraft Mechanics and Service Technicians	6,066	\$34.12	\$23.48	\$32.69	\$45.66	\$70,974
53-6098	Aircraft Service Attendants and Transportation Workers, All Other	1,116	\$23.37	\$17.33	\$19.13	\$24.38	\$48,601
53-2022	Airfield Operations Specialists	166	\$34.20	\$27.88	\$32.73	\$40.35	\$71,123
53-2011	Airline Pilots, Copilots, and Flight Engineers	2,904					\$242,704
53-3011	Ambulance Drivers and Attendants, Exc. Emergency Medical Technicians	52	\$16.05	\$12.47	\$15.71	\$18.76	\$33,389
39-3091	Amusement and Recreation Attendants	6,562	\$15.22	\$13.01	\$14.28	\$16.16	\$31,654
29-1211	Anesthesiologists		\$126.54				\$263,187
45-2021	Animal Breeders	62	\$29.63	\$20.42	\$28.38	\$37.22	\$61,634
39-2021	Animal Caretakers	4,725	\$15.45	\$12.92	\$14.42	\$16.40	\$32,138
33-9011	Animal Control Workers	230	\$25.32	\$20.61	\$24.91	\$30.54	\$52,657
19-1011	Animal Scientists	13	\$44.65	\$30.15	\$41.33	\$57.02	\$92,860
39-2011	Animal Trainers	240	\$21.61	\$14.39	\$20.93	\$27.04	\$44,962
19-3091	Anthropologists and Archeologists	170	\$38.61	\$29.18	\$38.26	\$46.84	\$80,306
25-1061	Anthropology and Archeology Teachers, Postsecondary	247					\$80,051
17-1011	Architects, Except Landscape and Naval	4,184	\$41.00	\$31.24	\$38.46	\$47.95	\$85,271
17-3011	Architectural and Civil Drafters	2,092	\$29.86	\$23.91	\$28.95	\$35.49	\$62,104
11-9041	Architectural and Engineering Managers	4,345	\$77.64	\$62.59	\$74.60	\$90.10	\$161,496
25-4011	Archivists	157	\$30.55	\$22.65	\$28.91	\$37.27	\$63,544
25-1062	Area, Ethnic, and Cultural Studies Teachers, Postsecondary	124					\$82,145
27-1011	Art Directors	621	\$51.27	\$40.12	\$49.88	\$60.70	\$106,629
25-1121	Art, Drama, and Music Teachers, Postsecondary	1,710					\$69,305

SOC code	Washington statewide occupational title	Estimated employment	Average wage	Percentiles			Annual wage
				25th	50th	75th	
27-1019	Artists and Related Workers, All Other	60	\$30.63	\$20.75	\$25.58	\$39.07	\$63,718
27-2021	Athletes and Sports Competitors	130					
29-9091	Athletic Trainers	686					\$51,205
25-1051	Atmospheric, Earth, Marine, & Space Sciences Teachers, Postsecondary	297					\$96,159
27-4011	Audio and Video Technicians	1,660	\$32.07	\$21.21	\$27.79	\$38.82	\$66,721
29-1181	Audiologists	418	\$45.51	\$36.63	\$43.18	\$51.96	\$94,648
49-2097	Audiovisual Equipment Installers and Repairers	432	\$23.84	\$18.12	\$22.48	\$29.51	\$49,589
53-6031	Automotive and Watercraft Service Attendants	2,521	\$16.46	\$13.49	\$15.61	\$18.55	\$34,229
49-3021	Automotive Body and Related Repairers	2,388	\$27.76	\$16.96	\$22.14	\$31.58	\$57,756
49-3022	Automotive Glass Installers and Repairers	628	\$21.56	\$16.55	\$21.64	\$26.72	\$44,835
49-3023	Automotive Service Technicians and Mechanics	12,710	\$24.61	\$18.50	\$23.84	\$29.77	\$51,173
49-2091	Avionics Technicians	3,176	\$41.26	\$35.40	\$43.92	\$48.42	\$85,807
39-6011	Baggage Porters and Bellhops	721	\$15.74	\$12.88	\$15.47	\$17.86	\$32,746
33-3011	Bailiffs	166	\$28.79	\$19.96	\$30.87	\$36.10	\$59,888
51-3011	Bakers	5,205	\$17.35	\$13.76	\$16.28	\$19.20	\$36,089
39-5011	Barbers		\$28.29	\$18.86	\$27.41	\$36.81	\$58,837
35-3011	Bartenders	14,843	\$19.41	\$13.51	\$17.18	\$23.21	\$40,358
49-3091	Bicycle Repairers	396	\$16.23	\$14.18	\$16.13	\$18.31	\$33,765
43-3011	Bill and Account Collectors	2,857	\$22.02	\$15.31	\$19.11	\$24.86	\$45,805
43-3021	Billing and Posting Clerks	10,144	\$22.43	\$18.41	\$21.93	\$25.98	\$46,655
19-1021	Biochemists and Biophysicists	420	\$43.62	\$27.53	\$35.47	\$47.60	\$90,715
17-2031	Bioengineers and Biomedical Engineers	606	\$47.81	\$34.79	\$42.33	\$55.96	\$99,459
25-1042	Biological Science Teachers, Postsecondary	884					\$89,132
19-1029	Biological Scientists, All Other	1,330	\$44.31	\$31.06	\$39.32	\$48.20	\$92,155
19-4021	Biological Technicians	3,209	\$23.76	\$18.82	\$22.67	\$27.93	\$49,418
47-2011	Boilermakers		\$37.93	\$29.66	\$33.56	\$46.94	\$78,889
43-3031	Bookkeeping, Accounting, and Auditing Clerks	31,771	\$22.99	\$18.48	\$22.41	\$26.88	\$47,833
47-2021	Brickmasons and Blockmasons	1,135	\$35.80	\$28.56	\$35.32	\$44.61	\$74,449
53-6011	Bridge and Lock Tenders	57	\$30.65	\$22.57	\$32.19	\$35.79	\$63,761
27-3011	Broadcast Announcers and Radio Disc Jockeys	519	\$35.08	\$17.01	\$21.62	\$32.78	\$72,952
27-4012	Broadcast Technicians	361	\$23.96	\$15.21	\$22.13	\$32.37	\$49,847
43-4011	Brokerage Clerks	529	\$28.27	\$22.88	\$27.17	\$32.21	\$58,802
13-2031	Budget Analysts	883	\$37.54	\$30.42	\$35.75	\$44.64	\$78,080
49-3031	Bus and Truck Mechanics and Diesel Engine Specialists	6,569	\$28.52	\$22.50	\$27.76	\$33.51	\$59,321
53-3052	Bus Drivers, Transit and Intercity	5,851	\$28.86	\$24.97	\$29.51	\$33.79	\$60,018
25-1011	Business Teachers, Postsecondary	1,299					\$97,916
51-3021	Butchers and Meat Cutters	4,104	\$19.75	\$15.52	\$19.65	\$23.68	\$41,088
13-1020	Buyers and Purchasing Agents	14,915	\$36.28	\$26.26	\$34.15	\$44.80	\$75,454
51-7011	Cabinetmakers and Bench Carpenters	2,338	\$21.08	\$16.48	\$19.55	\$24.98	\$43,864
17-3098	Calibration & Engineering Technologists & Techs, Exc. Drafters, All Other	2,400	\$37.29	\$29.11	\$38.08	\$45.59	\$77,579
49-9061	Camera and Photographic Equipment Repairers	20					
27-4031	Camera Operators, Television, Video, and Film	240	\$28.82	\$18.71	\$28.90	\$37.70	\$59,928
53-5021	Captains, Mates, and Pilots of Water Vessels	2,007	\$49.25	\$33.98	\$44.61	\$55.23	\$102,449
29-2031	Cardiovascular Technologists and Technicians	888	\$31.59	\$21.55	\$29.90	\$40.67	\$65,710
25-2023	Career/Technical Education Teachers, Middle School	463					\$75,740

SOC code	Washington statewide occupational title	Estimated employment	Average wage	Percentiles			Annual wage
				25th	50th	75th	
25-1194	Career/Technical Education Teachers, Postsecondary	4,666	\$34.98	\$23.39	\$29.21	\$38.42	\$72,758
25-2032	Career/Technical Education Teachers, Secondary School	2,980					\$72,962
43-5011	Cargo and Freight Agents	2,155	\$26.95	\$19.06	\$23.45	\$29.93	\$56,047
47-2031	Carpenters	25,599	\$31.50	\$24.54	\$29.69	\$38.42	\$65,517
47-2041	Carpet Installers	1,097	\$22.89	\$17.58	\$21.17	\$25.40	\$47,613
17-1021	Cartographers and Photogrammetrists	319	\$41.90	\$34.34	\$40.49	\$48.46	\$87,140
41-2011	Cashiers	66,200	\$15.35	\$12.96	\$14.34	\$16.36	\$31,927
47-2051	Cement Masons and Concrete Finishers	4,671	\$32.82	\$23.00	\$30.70	\$43.93	\$68,268
35-1011	Chefs and Head Cooks	1,765	\$29.81	\$21.98	\$27.50	\$35.18	\$62,000
17-2041	Chemical Engineers	577	\$52.72	\$39.70	\$49.89	\$63.47	\$109,642
51-9011	Chemical Equipment Operators and Tenders	1,856	\$23.18	\$17.96	\$21.91	\$26.71	\$48,217
51-8091	Chemical Plant and System Operators	260	\$27.32	\$21.56	\$26.97	\$32.01	\$56,822
19-4031	Chemical Technicians	833	\$25.07	\$18.68	\$23.69	\$29.58	\$52,135
25-1052	Chemistry Teachers, Postsecondary	513					\$75,393
19-2031	Chemists	1,763	\$43.50	\$31.08	\$41.68	\$55.40	\$90,480
11-1011	Chief Executives	2,977	\$110.48	\$79.93			\$229,792
21-1021	Child, Family, and School Social Workers	7,871	\$27.03	\$21.15	\$27.39	\$32.56	\$56,210
39-9011	Childcare Workers	6,841	\$15.54	\$12.89	\$15.01	\$17.69	\$32,323
29-1011	Chiropractors	942	\$60.27	\$24.26	\$37.26	\$78.87	\$125,363
17-3022	Civil Engineering Technologists and Technicians	1,592	\$32.80	\$28.10	\$32.84	\$37.14	\$68,212
17-2051	Civil Engineers	11,578	\$47.04	\$36.83	\$44.30	\$55.09	\$97,834
13-1031	Claims Adjusters, Examiners, and Investigators	5,489	\$36.64	\$28.46	\$34.96	\$42.85	\$76,217
53-7061	Cleaners of Vehicles and Equipment	8,270	\$16.19	\$13.40	\$15.49	\$18.18	\$33,680
51-9192	Cleaning, Washing, and Metal Pickling Equipment Operators and Tenders	341	\$16.76	\$13.77	\$16.87	\$18.96	\$34,849
21-2011	Clergy	732	\$31.77	\$26.38	\$31.26	\$37.28	\$66,067
29-2010	Clinical Laboratory Technologists and Technicians	7,009	\$29.42	\$21.37	\$28.57	\$37.06	\$61,185
19-3031	Clinical, Counseling, and School Psychologists	2,421	\$38.16	\$29.46	\$37.64	\$46.44	\$79,367
27-2022	Coaches and Scouts	13,140					\$44,331
51-9124	Coating, Painting, and Spraying Machine Setters, Operators, and Tenders	4,050	\$25.24	\$17.36	\$21.17	\$28.40	\$52,499
51-2021	Coil Winders, Tapers, and Finishers		\$18.33	\$14.35	\$16.93	\$20.64	\$38,127
49-9091	Coin, Vending, and Amusement Machine Servicers and Repairers	609	\$23.58	\$14.55	\$21.17	\$29.83	\$49,047
27-1021	Commercial and Industrial Designers	357	\$40.73	\$28.77	\$39.18	\$51.79	\$84,709
49-9092	Commercial Divers	90	\$66.98	\$35.69	\$84.05	\$94.29	\$139,321
53-2012	Commercial Pilots	1,117					\$107,229
43-2099	Communications Equipment Operators, All Other	22	\$26.81	\$17.87	\$20.34	\$28.21	\$55,781
25-1122	Communications Teachers, Postsecondary	595					\$64,842
21-1099	Community and Social Service Specialists, All Other	1,979	\$25.20	\$18.67	\$23.66	\$30.13	\$52,411
21-1094	Community Health Workers	2,600	\$20.64	\$16.56	\$18.58	\$23.22	\$42,932
11-3111	Compensation and Benefits Managers	280	\$74.66	\$54.78	\$67.25	\$88.94	\$155,285
13-1141	Compensation, Benefits, and Job Analysis Specialists	1,771	\$39.14	\$28.26	\$36.12	\$48.20	\$81,399
13-1041	Compliance Officers	8,815	\$35.20	\$25.72	\$33.19	\$44.64	\$73,203
15-1221	Computer and Information Research Scientists	1,969	\$67.22	\$61.52	\$69.83	\$76.78	\$139,826
11-3021	Computer and Information Systems Managers	12,646	\$80.71	\$61.62	\$75.19	\$93.92	\$167,869
17-2061	Computer Hardware Engineers	1,771	\$78.14	\$55.13	\$76.16	\$94.14	\$162,543
15-1241	Computer Network Architects	4,798	\$58.11	\$42.75	\$55.28	\$72.48	\$120,878

SOC code	Washington statewide occupational title	Estimated employment	Average wage	Percentiles			Annual wage
				25th	50th	75th	
15-1231	Computer Network Support Specialists	3,519	\$42.68	\$30.69	\$39.46	\$51.37	\$88,764
51-9161	Computer Numerically Controlled Tool Operators	2,150	\$32.90	\$22.32	\$30.79	\$45.36	\$68,449
51-9162	Computer Numerically Controlled Tool Programmers	546	\$46.05	\$31.88	\$46.01	\$60.98	\$95,779
15-1299	Computer Occupations, All Other	12,343	\$46.11	\$32.79	\$44.28	\$58.87	\$95,904
15-1251	Computer Programmers	5,683	\$80.84	\$46.31	\$65.04		\$168,141
25-1021	Computer Science Teachers, Postsecondary	688					\$82,952
15-1211	Computer Systems Analysts	16,844	\$49.83	\$38.35	\$47.93	\$60.77	\$103,636
15-1232	Computer User Support Specialists	18,257	\$30.73	\$22.70	\$28.27	\$34.55	\$63,902
49-2011	Computer, Automated Teller, and Office Machine Repairers	1,905	\$23.35	\$17.34	\$22.08	\$29.16	\$48,577
39-6012	Concierges	839	\$18.68	\$16.60	\$18.43	\$20.52	\$38,844
19-1031	Conservation Scientists	1,018	\$31.95	\$25.49	\$28.79	\$36.84	\$66,466
47-4011	Construction and Building Inspectors	2,852	\$37.77	\$31.46	\$38.36	\$44.74	\$78,559
47-2061	Construction Laborers	31,512	\$24.70	\$18.14	\$23.19	\$30.26	\$51,384
11-9021	Construction Managers	8,426	\$50.05	\$37.24	\$47.37	\$60.07	\$104,104
47-5041	Continuous Mining Machine Operators		\$24.01	\$21.09	\$24.19	\$28.23	\$49,952
49-9012	Control and Valve Installers and Repairers, Except Mechanical Door	268	\$39.24	\$32.78	\$38.65	\$46.43	\$81,626
53-7011	Conveyor Operators and Tenders	641	\$19.69	\$16.33	\$20.57	\$23.29	\$40,959
35-2019	Cooks, All Other	196	\$20.85	\$14.43	\$19.65	\$26.84	\$43,376
35-2011	Cooks, Fast Food	9,407	\$15.33	\$12.78	\$15.18	\$17.40	\$31,870
35-2012	Cooks, Institution and Cafeteria	9,290	\$18.02	\$15.26	\$17.72	\$20.24	\$37,463
35-2014	Cooks, Restaurant	32,007	\$17.01	\$14.89	\$16.97	\$18.92	\$35,372
35-2015	Cooks, Short Order	2,485	\$16.95	\$14.25	\$16.50	\$19.31	\$35,259
51-9193	Cooling and Freezing Equipment Operators and Tenders	142	\$19.49	\$12.81	\$18.73	\$25.04	\$40,555
33-3012	Correctional Officers and Jailers	6,945	\$29.27	\$25.96	\$28.12	\$32.89	\$60,887
43-4021	Correspondence Clerks	41	\$19.70	\$17.59	\$19.26	\$21.48	\$40,970
13-1051	Cost Estimators	5,688	\$37.62	\$26.87	\$35.21	\$46.80	\$78,253
39-3092	Costume Attendants	62	\$28.08	\$16.14	\$24.46	\$32.29	\$58,415
21-1019	Counselors, All Other	340	\$27.75	\$22.44	\$26.67	\$31.61	\$57,732
41-2021	Counter and Rental Clerks	11,932	\$18.47	\$14.52	\$17.63	\$21.17	\$38,435
43-5021	Couriers and Messengers	917	\$18.04	\$16.40	\$18.00	\$19.61	\$37,529
27-3092	Court Reporters and Simultaneous Captioners	102	\$39.72	\$34.94	\$39.39	\$46.51	\$82,625
43-4031	Court, Municipal, and License Clerks	3,028	\$25.46	\$21.09	\$25.54	\$29.41	\$52,974
27-1012	Craft Artists	45	\$21.99	\$15.53	\$18.76	\$27.30	\$45,741
53-7021	Crane and Tower Operators	1,385	\$37.58	\$31.39	\$37.82	\$44.54	\$78,164
13-2041	Credit Analysts	1,725	\$39.10	\$28.34	\$35.94	\$46.57	\$81,308
43-4041	Credit Authorizers, Checkers, and Clerks	201	\$21.88	\$17.31	\$20.93	\$25.27	\$45,507
13-2071	Credit Counselors	498	\$24.53	\$19.20	\$23.88	\$29.12	\$51,008
39-9098	Crematory Operators and Personal Care and Service Workers, All Other	3,368	\$14.82	\$12.37	\$12.53	\$15.92	\$30,830
25-1111	Criminal Justice and Law Enforcement Teachers, Postsecondary	113					\$62,319
33-9091	Crossing Guards and Flaggers	2,221	\$22.67	\$14.95	\$18.58	\$28.00	\$47,156
51-9021	Crushing, Grinding, & Polishing Machine Setters, Operators, and Tenders	689	\$21.50	\$17.06	\$19.92	\$25.24	\$44,734
25-4012	Curators	245	\$32.20	\$23.78	\$29.95	\$40.10	\$66,966
43-4051	Customer Service Representatives	56,764	\$20.89	\$16.04	\$19.18	\$24.19	\$43,459
51-4031	Cut/Punch/Press Machine Setters/Operators/Tenders, Metal/Plastic	1,896	\$22.21	\$16.68	\$19.59	\$24.91	\$46,199
51-9031	Cutters and Trimmers, Hand	44	\$15.67	\$13.37	\$14.77	\$16.99	\$32,606

SOC code	Washington statewide occupational title	Estimated employment	Average wage	Percentiles			Annual wage
				25th	50th	75th	
51-9032	Cutting and Slicing Machine Setters, Operators, and Tenders	1,211	\$19.39	\$16.57	\$18.64	\$22.03	\$40,330
27-2031	Dancers	135	\$29.04	\$25.28	\$28.99	\$35.19	
43-9021	Data Entry Keyers	2,083	\$19.99	\$16.44	\$18.71	\$22.89	\$41,585
15-2098	Data Scientists and Mathematical Science Occupations, All Other	1,217	\$56.82	\$39.33	\$56.48	\$71.29	\$118,202
15-1245	Database Administrators and Architects	2,686	\$54.82	\$42.75	\$55.63	\$67.07	\$114,035
41-9011	Demonstrators and Product Promoters	3,495	\$16.49	\$13.98	\$15.49	\$18.19	\$34,301
31-9091	Dental Assistants	10,780	\$22.60	\$18.83	\$22.26	\$25.89	\$47,012
29-1292	Dental Hygienists	6,661	\$45.77	\$42.20	\$46.69	\$51.29	\$95,199
51-9081	Dental Laboratory Technicians	811	\$23.66	\$18.23	\$23.03	\$27.75	\$49,211
29-1029	Dentists, All Other Specialists	88	\$75.89	\$55.56	\$66.93	\$84.02	\$157,855
29-1021	Dentists, General	3,296	\$90.97	\$61.87	\$80.94		\$189,213
27-1029	Designers, All Other		\$32.29	\$28.58	\$33.85	\$37.17	\$67,160
43-9031	Desktop Publishers	106	\$21.84	\$13.43	\$20.18	\$27.47	\$45,415
33-3021	Detectives and Criminal Investigators	1,740	\$48.42	\$39.77	\$45.90	\$57.88	\$100,709
29-2032	Diagnostic Medical Sonographers	1,692	\$44.26	\$39.35	\$44.99	\$50.22	\$92,063
29-2051	Dietetic Technicians	410	\$20.11	\$14.02	\$19.59	\$25.11	\$41,828
29-1031	Dietitians and Nutritionists	1,589	\$31.81	\$26.17	\$30.86	\$37.36	\$66,159
35-9011	Dining Room and Cafeteria Attendants and Bartender Helpers	9,587	\$15.28	\$12.61	\$13.17	\$16.90	\$31,767
21-2021	Directors, Religious Activities and Education	296	\$31.09	\$25.40	\$29.51	\$38.49	\$64,678
35-9021	Dishwashers	13,237	\$14.54	\$12.65	\$13.76	\$16.09	\$30,243
43-5032	Dispatchers, Except Police, Fire, and Ambulance	4,115	\$25.60	\$19.23	\$23.91	\$29.80	\$53,241
41-9091	Door-to-Door Sales Workers, News & Street Vendors, and Related Workers	221	\$17.98	\$16.33	\$17.86	\$19.38	\$37,404
17-3019	Drafters, All Other	336	\$25.16	\$17.48	\$22.42	\$30.48	\$52,339
53-3031	Driver/Sales Workers	7,998	\$17.29	\$13.10	\$15.22	\$20.19	\$35,961
47-2081	Drywall and Ceiling Tile Installers	4,391	\$31.77	\$23.35	\$30.16	\$41.84	\$66,084
47-5097	Earth Drillers, Exc. Oil /Gas/Explosives, Ordinance Handling Experts & Blasters	350	\$27.21	\$21.61	\$25.45	\$30.82	\$56,586
25-1063	Economics Teachers, Postsecondary	252					\$92,033
19-3011	Economists	401	\$50.75	\$39.69	\$47.88	\$59.97	\$105,546
27-3041	Editors	1,883	\$36.22	\$25.45	\$33.37	\$44.09	\$75,342
11-9039	Education Administrators, All Other	776	\$43.40	\$29.08	\$38.80	\$52.39	\$90,278
11-9032	Education Administrators, Kindergarten through Secondary	5,486					\$122,481
11-9033	Education Administrators, Postsecondary	2,226	\$51.37	\$36.94	\$45.17	\$57.44	\$106,863
11-9031	Education and Childcare Administrators, Preschool and Daycare	1,459	\$25.57	\$19.90	\$24.56	\$30.08	\$53,177
25-1081	Education Teachers, Postsecondary	1,101					\$74,505
25-9099	Educational Instruction and Library Workers, All Other	2,173	\$26.62	\$20.90	\$25.62	\$31.44	\$55,363
21-1012	Educational, Guidance, and Career Counselors and Advisors	5,241	\$32.19	\$26.26	\$30.82	\$38.14	\$66,956
49-2092	Electric Motor, Power Tool, and Related Repairers	468	\$27.09	\$19.68	\$23.94	\$33.38	\$56,346
17-3023	Electrical and Electronic Engineering Technologists and Technicians	2,395	\$35.47	\$29.16	\$35.54	\$41.93	\$73,790
17-3012	Electrical and Electronics Drafters	726	\$44.04	\$32.03	\$44.22	\$57.23	\$91,614
49-2093	Electrical and Electronics Installers and Repairers, Transportation Equipment	164	\$42.62	\$32.77	\$45.97	\$53.64	\$88,638
49-2094	Electrical and Electronics Repairers, Commercial and Industrial Equipment	1,834	\$36.70	\$31.11	\$36.22	\$43.97	\$76,331
49-2095	Electrical and Electronics Repairers, Powerhouse, Substation, and Relay	225	\$45.49	\$41.59	\$46.52	\$51.59	\$94,618
17-2071	Electrical Engineers	6,030	\$56.96	\$43.05	\$55.71	\$68.91	\$118,478
49-9051	Electrical Power-Line Installers and Repairers	2,063	\$42.35	\$34.02	\$45.91	\$51.31	\$88,097
51-2028	Electrical/Electronic/electromechanical assemblers only	5,671	\$21.96	\$16.73	\$19.70	\$26.86	\$45,677

SOC code	Washington statewide occupational title	Estimated employment	Average wage	Percentiles			Annual wage
				25th	50th	75th	
47-2111	Electricians	19,841	\$35.24	\$24.21	\$33.70	\$45.59	\$73,305
17-3024	Electro-Mechanical and Mechatronics Technologists and Technicians	230	\$37.75	\$29.82	\$40.05	\$46.64	\$78,529
49-2096	Electronic Equipment Installers and Repairers, Motor Vehicles		\$25.08	\$20.13	\$25.29	\$29.23	\$52,144
17-2072	Electronics Engineers, Except Computer	3,662	\$52.68	\$38.96	\$53.50	\$67.03	\$109,571
25-2021	Elementary School Teachers, Except Special Education	30,435					\$70,878
47-4021	Elevator and Escalator Installers and Repairers	803	\$54.60	\$53.95	\$58.40	\$62.85	\$113,563
43-4061	Eligibility Interviewers, Government Programs	3,611	\$24.41	\$20.60	\$25.09	\$27.67	\$50,772
39-4011	Embalmers	18	\$25.52	\$21.82	\$26.09	\$30.52	\$53,100
11-9161	Emergency Management Directors	149	\$55.42	\$44.82	\$55.30	\$68.66	\$115,273
29-2040	Emergency Medical Technicians and Paramedics	3,761	\$27.57	\$16.18	\$22.09	\$40.60	\$57,344
51-2031	Engine and Other Machine Assemblers	933	\$22.53	\$18.13	\$22.14	\$26.36	\$46,855
25-1032	Engineering Teachers, Postsecondary	591					\$110,000
17-2199	Engineers, All Other	3,071	\$53.74	\$38.92	\$53.93	\$65.83	\$111,777
25-1123	English Language and Literature Teachers, Postsecondary	1,367					\$65,046
39-3099	Entertainment Attendants and Related Workers, All Other	107	\$18.28	\$12.52	\$16.12	\$19.24	\$38,040
17-3025	Environmental Engineering Technologists and Technicians	386	\$36.17	\$24.40	\$38.78	\$47.11	\$75,240
17-2081	Environmental Engineers	1,895	\$51.43	\$39.39	\$49.59	\$61.74	\$106,987
19-4042	Environmental Science and Protection Technicians, Including Health	1,312	\$34.08	\$24.38	\$35.31	\$43.31	\$70,878
25-1053	Environmental Science Teachers, Postsecondary	187					\$100,317
19-2041	Environmental Scientists and Specialists, Including Health	3,041	\$42.17	\$31.80	\$38.52	\$50.81	\$87,712
19-1041	Epidemiologists	450	\$54.59	\$37.07	\$46.71	\$60.86	\$113,544
51-9194	Etchers and Engravers	184	\$22.69	\$15.77	\$18.46	\$28.70	\$47,183
47-5022	Excavating and Loading Machine and Dragline Operators, Surface Mining	626	\$26.94	\$21.71	\$26.42	\$31.44	\$56,019
43-6011	Executive Secretaries and Executive Administrative Assistants	8,420	\$31.50	\$26.04	\$31.61	\$37.10	\$65,521
29-1128	Exercise Physiologists	62	\$25.65	\$20.27	\$25.12	\$31.44	\$53,361
39-9031	Exercise Trainers and Group Fitness Instructors	10,158	\$27.61	\$19.68	\$26.23	\$31.94	\$57,426
51-4021	Extruding & Drawing Machine Setters, Operators, & Tenders, Metal & Plastic	1,022	\$19.46	\$15.61	\$18.44	\$22.33	\$40,493
51-9041	Extruding/Form/Press/Compact Machine Setters/Operators/Tenders	883	\$21.78	\$16.80	\$19.95	\$25.53	\$45,298
51-6091	Extruding/Forming Machine Setters/Operators/Tenders, Synthetic/Glass	245	\$18.80	\$15.23	\$18.37	\$22.09	\$39,100
51-6092	Fabric and Apparel Patternmakers	47	\$21.86	\$17.09	\$21.34	\$26.26	\$45,462
45-4021	Fallers	242	\$36.30	\$31.98	\$35.66	\$39.57	\$75,510
25-1192	Family and Consumer Sciences Teachers, Postsecondary	111					\$61,318
29-1215	Family Medicine Physicians	1,169	\$116.96	\$90.30			\$243,258
25-9021	Farm and Home Management Educators	63	\$25.10	\$20.45	\$23.38	\$28.93	\$52,196
49-3041	Farm Equipment Mechanics and Service Technicians	788	\$23.34	\$18.31	\$22.68	\$28.15	\$48,536
11-9013	Farmers, Ranchers, and Other Agricultural Managers	131	\$42.51	\$33.49	\$39.09	\$50.84	\$88,425
45-2092	Farmworkers and Laborers, Crop, Nursery, and Greenhouse	12,715	\$15.27	\$12.51	\$13.92	\$16.75	\$31,759
45-2093	Farmworkers, Farm, Ranch, and Aquacultural Animals	1,012	\$17.14	\$13.40	\$16.01	\$20.55	\$35,653
27-1022	Fashion Designers	409	\$32.45	\$22.91	\$31.66	\$39.04	\$67,487
35-3023	Fast Food and Counter Workers	97,240	\$14.53	\$12.67	\$13.56	\$15.73	\$30,243
47-4031	Fence Erectors	1,213	\$20.65	\$16.34	\$18.93	\$23.28	\$42,957
51-2051	Fiberglass Laminators and Fabricators	1,170	\$22.76	\$17.40	\$20.57	\$25.29	\$47,336
43-4071	File Clerks	1,224	\$19.48	\$16.29	\$18.98	\$22.77	\$40,530
27-4032	Film and Video Editors	264	\$40.30	\$26.50	\$34.25	\$49.05	\$83,820
13-2098	Financial and Investment Analysts, Financial Risk Specialists, All Other	9,495	\$44.34	\$29.07	\$40.14	\$57.12	\$92,212

SOC code	Washington statewide occupational title	Estimated employment	Average wage	Percentiles			Annual wage
				25th	50th	75th	
43-3099	Financial Clerks, All Other	419	\$23.88	\$17.23	\$22.32	\$27.02	\$49,666
13-2061	Financial Examiners	610	\$49.77	\$36.02	\$47.23	\$62.70	\$103,503
11-3031	Financial Managers	12,832	\$67.61	\$45.04	\$62.13	\$79.92	\$140,644
27-1013	Fine Artists, Including Painters, Sculptors, and Illustrators	273	\$29.53	\$15.97	\$26.52	\$36.35	\$61,410
33-2021	Fire Inspectors and Investigators	107	\$46.75	\$38.51	\$46.63	\$55.36	\$97,248
33-2011	Firefighters	8,061	\$38.12	\$31.38	\$38.84	\$46.69	\$79,284
47-1011	First-Line Supervisors of Construction Trades and Extraction Workers	16,404	\$42.66	\$31.78	\$42.22	\$52.47	\$88,737
33-1011	First-Line Supervisors of Correctional Officers	812	\$37.20	\$31.55	\$32.62	\$42.48	\$77,368
45-1011	First-Line Supervisors of Farming, Fishing, and Forestry Workers	1,135	\$26.57	\$17.44	\$25.87	\$33.00	\$55,257
33-1021	First-Line Supervisors of Firefighting and Prevention Workers	2,600	\$51.62	\$44.52	\$52.27	\$60.44	\$107,353
35-1012	First-Line Supervisors of Food Preparation and Serving Workers	24,099	\$21.55	\$15.97	\$19.68	\$26.45	\$44,818
39-1013	First-Line Supervisors of Gambling Services Workers	1,186	\$26.43	\$18.51	\$25.24	\$31.02	\$54,975
37-1011	First-Line Supervisors of Housekeeping and Janitorial Workers	2,400	\$22.92	\$17.84	\$22.15	\$26.71	\$47,682
37-1012	First-Line Sprvs. of Landscaping, Lawn Service, and Groundskeeping Workers	1,926	\$28.92	\$20.57	\$28.66	\$34.12	\$60,156
49-1011	First-Line Supervisors of Mechanics, Installers, and Repairers	13,142	\$37.23	\$28.43	\$36.67	\$45.78	\$77,424
41-1012	First-Line Supervisors of Non-Retail Sales Workers	5,084	\$45.46	\$31.71	\$40.55	\$53.15	\$94,562
43-1011	First-Line Supervisors of Office and Administrative Support Workers	29,375	\$33.60	\$24.64	\$30.83	\$39.66	\$69,885
33-1012	First-Line Supervisors of Police and Detectives	2,467	\$55.41	\$47.04	\$55.88	\$63.58	\$115,254
51-1011	First-Line Supervisors of Production and Operating Workers	14,920	\$36.33	\$25.76	\$34.23	\$45.43	\$75,568
41-1011	First-Line Supervisors of Retail Sales Workers	24,311	\$25.94	\$17.97	\$23.01	\$30.10	\$53,961
33-3031	Fish and Game Wardens	117	\$36.25	\$30.91	\$40.53	\$41.54	\$75,401
53-2031	Flight Attendants	4,254					\$81,337
47-2042	Floor Layers, Except Carpet, Wood, and Hard Tiles	330	\$24.87	\$16.06	\$22.98	\$34.09	\$51,734
47-2043	Floor Sanders and Finishers		\$23.30	\$19.78	\$21.80	\$23.79	\$48,468
27-1023	Floral Designers	940	\$16.17	\$13.34	\$15.43	\$18.45	\$33,626
51-3091	Food & Tobacco Roasting, Baking, & Drying Machine Operators & Tenders	652	\$17.95	\$14.29	\$17.19	\$20.09	\$37,318
51-3092	Food Batchmakers	5,306	\$18.17	\$14.54	\$17.31	\$20.48	\$37,789
51-3093	Food Cooking Machine Operators and Tenders	848	\$17.21	\$13.83	\$16.72	\$19.79	\$35,802
35-9099	Food Preparation and Serving Related Workers, All Other	317	\$14.23	\$12.48	\$12.68	\$13.68	\$29,594
35-2021	Food Preparation Workers	15,823	\$15.94	\$13.22	\$15.03	\$18.03	\$33,147
51-3099	Food Processing Workers, All Other	276	\$16.14	\$13.53	\$14.80	\$17.73	\$33,579
19-1012	Food Scientists and Technologists	106	\$30.07	\$20.62	\$31.20	\$36.76	\$62,554
35-3041	Food Servers, Nonrestaurant	5,467	\$14.31	\$12.66	\$13.22	\$15.32	\$29,769
11-9051	Food Service Managers	2,756	\$37.58	\$27.16	\$34.79	\$44.67	\$78,162
25-1124	Foreign Language and Literature Teachers, Postsecondary	572					\$70,521
19-4092	Forensic Science Technicians	400	\$31.77	\$25.44	\$31.72	\$37.58	\$66,078
19-4071	Forest and Conservation Technicians	478	\$24.24	\$18.91	\$24.55	\$28.16	\$50,419
45-4011	Forest and Conservation Workers	381	\$15.12	\$12.59	\$12.60	\$16.02	\$31,450
19-1032	Foresters	497	\$33.11	\$29.53	\$31.78	\$36.88	\$68,856
25-1043	Forestry and Conservation Science Teachers, Postsecondary	48					\$99,612
51-4022	Forging Machine Setters, Operators, and Tenders, Metal and Plastic	31	\$21.79	\$14.44	\$18.26	\$29.90	\$45,318
51-4071	Foundry Mold and Coremakers	231	\$19.51	\$16.72	\$18.83	\$21.66	\$40,596
13-1131	Fundraisers	2,514	\$31.30	\$23.49	\$29.15	\$36.65	\$65,089
39-4021	Funeral Attendants	164	\$16.02	\$12.53	\$14.40	\$18.32	\$33,312
11-9171	Funeral Home Managers	45	\$40.92	\$30.34	\$39.87	\$50.40	\$85,105

SOC code	Washington statewide occupational title	Estimated employment	Average wage	Percentiles			Annual wage
				25th	50th	75th	
51-9051	Furnace, Kiln, Oven, Drier, and Kettle Operators and Tenders	596	\$22.00	\$18.15	\$21.83	\$24.80	\$45,769
51-7021	Furniture Finishers	504	\$18.62	\$14.38	\$17.32	\$21.53	\$38,732
43-3041	Gambling Cage Workers	1,095	\$14.45	\$12.63	\$13.94	\$15.65	\$30,052
41-2012	Gambling Change Persons and Booth Cashiers	899	\$17.96	\$13.08	\$14.88	\$19.41	\$37,363
39-3011	Gambling Dealers	5,696	\$20.65	\$12.82	\$18.25	\$26.69	\$42,943
11-9071	Gambling Managers	105	\$41.99	\$31.16	\$36.68	\$44.11	\$87,335
39-3019	Gambling Service Workers, All Other	128	\$18.48	\$12.58	\$14.69	\$22.16	\$38,432
33-9031	Gambling Surveillance Officers and Gambling Investigators	487	\$16.71	\$13.83	\$15.67	\$18.73	\$34,754
51-8092	Gas Plant Operators	103	\$37.46	\$29.04	\$36.71	\$47.16	\$77,914
11-1021	General and Operations Managers	46,499	\$62.49	\$38.07	\$52.44	\$77.14	\$129,985
29-1216	General Internal Medicine Physicians		\$110.47	\$75.94			\$229,765
29-9092	Genetic Counselors	80	\$42.23	\$37.02	\$41.86	\$47.50	\$87,834
19-3092	Geographers	49	\$40.26	\$33.23	\$39.13	\$48.37	\$83,728
25-1064	Geography Teachers, Postsecondary	93					\$71,604
19-4045	Geological and Hydrologic Technicians	114	\$28.22	\$21.65	\$27.33	\$34.77	\$58,703
19-2042	Geoscientists, Except Hydrologists and Geographers	1,031	\$45.47	\$31.41	\$41.93	\$53.79	\$94,586
47-2121	Glaziers	2,196	\$33.16	\$22.25	\$30.53	\$45.69	\$68,979
45-2041	Graders and Sorters, Agricultural Products	2,235	\$13.80	\$12.58	\$12.97	\$14.48	\$28,700
27-1024	Graphic Designers	5,508	\$35.45	\$24.13	\$30.71	\$39.74	\$73,749
51-4033	Grind/Lap/Polish/Buff. Mach. Tool Setters, Oprs, & Tenders, Metal & Plastic	1,458	\$18.75	\$15.56	\$17.77	\$20.31	\$38,998
51-9022	Grinding and Polishing Workers, Hand	339	\$17.05	\$13.54	\$16.40	\$19.32	\$35,443
37-3019	Grounds Maintenance Workers, All Other	342	\$20.96	\$13.01	\$15.97	\$30.11	\$43,613
39-5012	Hairdressers, Hairstylists, and Cosmetologists	9,392	\$21.42	\$15.00	\$19.00	\$25.60	\$44,540
47-4041	Hazardous Materials Removal Workers	1,238	\$30.69	\$22.09	\$30.06	\$38.86	\$63,838
17-2111	Health and Safety Engineers, Exc. Mining Safety Engineers & Inspectors	446	\$48.58	\$37.14	\$47.57	\$59.57	\$101,052
21-1091	Health Education Specialists	1,558	\$30.56	\$24.83	\$29.73	\$35.40	\$63,565
29-9098	Health Info Techs & Practitioners/Reg Medical/Surg. Assts./Technical, All Other	1,501	\$32.24	\$23.47	\$29.49	\$39.30	\$67,058
25-1071	Health Specialties Teachers, Postsecondary	2,535					\$162,278
21-1022	Healthcare Social Workers	3,769	\$30.93	\$23.27	\$30.83	\$37.72	\$64,341
31-9099	Healthcare Support Workers, All Other	2,807	\$22.90	\$18.16	\$21.83	\$25.99	\$47,630
51-4191	Heat Treating Equipment Setters, Operators, and Tenders, Metal & Plastic	100	\$25.64	\$17.95	\$21.75	\$28.03	\$53,339
49-9021	Heating, Air Conditioning, and Refrigeration Mechanics and Installers	6,746	\$30.13	\$21.65	\$27.76	\$36.21	\$62,663
53-3032	Heavy and Tractor-Trailer Truck Drivers	32,432	\$25.61	\$21.21	\$25.31	\$29.82	\$53,267
47-3019	Helpers, Construction Trades, All Other	57	\$23.68	\$20.21	\$24.13	\$28.20	\$49,251
47-3011	Helpers-Brickmasons, Blockmasons, Stonemasons, & Tile & Marble Setters	307	\$25.95	\$17.55	\$20.45	\$33.01	\$53,959
47-3012	Helpers-Carpenters	989	\$19.46	\$13.96	\$18.09	\$24.51	\$40,474
47-3013	Helpers-Electricians	369	\$22.90	\$16.48	\$20.11	\$28.58	\$47,624
47-5081	Helpers-Extraction Workers	58	\$20.98	\$18.37	\$21.37	\$23.71	\$43,637
49-9098	Helpers-Installation, Maintenance, and Repair Workers	1,613	\$19.03	\$14.58	\$17.45	\$22.38	\$39,602
47-3014	Helpers-Painters, Paperhangers, Plasterers, and Stucco Masons	199	\$16.28	\$14.56	\$16.69	\$18.39	\$33,861
47-3015	Helpers-Pipelayers, Plumbers, Pipefitters, and Steamfitters	602	\$19.58	\$15.72	\$18.43	\$23.25	\$40,732
51-9198	Helpers-Production Workers	3,015	\$17.96	\$15.11	\$17.42	\$19.65	\$37,349
47-3016	Helpers-Roofers	136	\$17.28	\$14.65	\$17.11	\$19.15	\$35,942
47-4051	Highway Maintenance Workers	2,346	\$27.03	\$23.43	\$26.47	\$30.33	\$56,225
19-3093	Historians	26	\$39.82	\$32.06	\$36.04	\$46.73	\$82,809

SOC code	Washington statewide occupational title	Estimated employment	Average wage	Percentiles			Annual wage
				25th	50th	75th	
25-1125	History Teachers, Postsecondary	369					\$75,832
53-7041	Hoist and Winch Operators	114	\$32.28	\$29.53	\$33.82	\$37.22	\$67,131
49-9031	Home Appliance Repairers	585	\$20.08	\$16.44	\$18.88	\$23.11	\$41,769
31-1120	Home Health and Personal Care Aides	61,465	\$15.35	\$13.50	\$14.84	\$16.61	\$31,932
35-9031	Hosts and Hostesses, Restaurant, Lounge, and Coffee Shop	9,104	\$15.36	\$12.70	\$13.49	\$15.83	\$31,942
43-4081	Hotel, Motel, and Resort Desk Clerks	5,269	\$14.56	\$12.93	\$14.16	\$15.54	\$30,308
43-4161	Human Resources Assistants, Except Payroll and Timekeeping	2,761	\$22.61	\$19.18	\$22.35	\$25.26	\$47,023
11-3121	Human Resources Managers	3,377	\$68.83	\$51.50	\$63.56	\$80.27	\$143,149
13-1071	Human Resources Specialists	17,306	\$37.80	\$26.74	\$34.63	\$46.29	\$78,620
19-2043	Hydrologists	311	\$44.65	\$36.95	\$42.74	\$49.74	\$92,870
17-3026	Industrial Engineering Technologists and Technicians	1,763					
17-2112	Industrial Engineers	7,216	\$53.63	\$41.25	\$52.41	\$65.04	\$111,542
49-9041	Industrial Machinery Mechanics	7,701	\$31.28	\$23.13	\$29.75	\$38.75	\$65,065
11-3051	Industrial Production Managers	2,929	\$62.41	\$46.90	\$59.18	\$75.23	\$129,811
53-7051	Industrial Truck and Tractor Operators	11,875	\$21.75	\$17.01	\$19.82	\$26.07	\$45,241
43-4199	Information and Record Clerks, All Other	3,339	\$21.54	\$17.84	\$21.40	\$24.84	\$44,801
15-1212	Information Security Analysts	3,123	\$55.26	\$41.11	\$52.71	\$67.28	\$114,954
51-9061	Inspectors, Testers, Sorters, Samplers, and Weighers	12,506	\$29.80	\$19.59	\$26.95	\$41.95	\$61,985
49-9099	Installation, Maintenance, and Repair Workers, All Other	3,078	\$27.07	\$20.65	\$26.88	\$32.28	\$56,305
25-9031	Instructional Coordinators	2,130	\$34.17	\$26.16	\$33.28	\$40.88	\$71,072
47-2131	Insulation Workers, Floor, Ceiling, and Wall	1,342	\$31.41	\$19.82	\$28.89	\$38.46	\$65,322
47-2132	Insulation Workers, Mechanical	1,040	\$36.82	\$27.19	\$33.80	\$47.97	\$76,571
13-1032	Insurance Appraisers, Auto Damage	291	\$33.69	\$26.87	\$31.85	\$40.20	\$70,088
43-9041	Insurance Claims and Policy Processing Clerks	3,919	\$23.72	\$19.91	\$23.28	\$26.78	\$49,348
41-3021	Insurance Sales Agents	9,227	\$34.01	\$21.08	\$27.72	\$40.13	\$70,747
13-2053	Insurance Underwriters	1,365	\$41.04	\$30.98	\$38.12	\$49.23	\$85,350
27-1025	Interior Designers	1,386	\$31.72	\$23.98	\$29.73	\$37.36	\$65,965
27-3091	Interpreters and Translators	988	\$28.39	\$20.30	\$27.52	\$35.68	\$59,040
43-4111	Interviewers, Except Eligibility and Loan	3,791	\$19.55	\$16.40	\$19.47	\$22.85	\$40,673
37-2011	Janitors and Cleaners, Except Maids and Housekeeping Cleaners	45,056	\$18.15	\$13.93	\$16.67	\$20.20	\$37,752
51-9071	Jewelers and Precious Stone and Metal Workers	466	\$20.73	\$16.49	\$20.21	\$24.21	\$43,126
23-1023	Judges, Magistrate Judges, and Magistrates	898	\$61.45	\$42.85	\$58.58	\$76.20	\$127,814
23-1012	Judicial Law Clerks	559	\$32.75	\$26.08	\$30.39	\$40.68	\$68,110
25-2012	Kindergarten Teachers, Except Special Education	5,361					\$65,077
13-1075	Labor Relations Specialists	2,435	\$39.52	\$27.93	\$40.74	\$49.61	\$82,204
53-7062	Laborers and Freight, Stock, and Material Movers, Hand	64,881	\$18.12	\$14.13	\$16.90	\$20.12	\$37,672
17-1012	Landscape Architects	769	\$36.48	\$27.97	\$35.22	\$43.38	\$75,863
37-3011	Landscaping and Groundskeeping Workers	19,025	\$18.88	\$15.34	\$17.97	\$21.34	\$39,266
51-4034	Lathe & Turning Machine Tool Setters, Operators & Tenders, Metal & Plastic	172	\$20.61	\$14.58	\$18.06	\$23.45	\$42,870
51-6011	Laundry and Dry-Cleaning Workers	3,454	\$15.06	\$12.85	\$14.42	\$16.91	\$31,325
25-1112	Law Teachers, Postsecondary	86					\$123,187
23-1011	Lawyers	11,914	\$63.62	\$38.56	\$54.11	\$78.78	\$132,329
51-4192	Layout Workers, Metal and Plastic	712	\$29.13	\$23.85	\$28.21	\$34.08	\$60,592
43-6012	Legal Secretaries and Administrative Assistants	2,828	\$26.74	\$19.67	\$25.80	\$33.14	\$55,627
23-2099	Legal Support Workers, All Other	826	\$37.35	\$24.57	\$31.73	\$46.96	\$77,691

SOC code	Washington statewide occupational title	Estimated employment	Average wage	Percentiles			Annual wage
				25th	50th	75th	
11-1031	Legislators	942					\$91,530
25-4022	Librarians and Media Collections Specialists	2,958	\$36.29	\$29.78	\$36.73	\$43.96	\$75,495
43-4121	Library Assistants, Clerical	1,778	\$16.97	\$14.11	\$16.63	\$19.36	\$35,296
25-1082	Library Science Teachers, Postsecondary	66					\$105,669
25-4031	Library Technicians	1,985	\$22.92	\$19.67	\$22.75	\$26.58	\$47,681
29-2061	Licensed Practical and Licensed Vocational Nurses	7,727	\$28.46	\$25.30	\$28.40	\$31.54	\$59,183
19-1099	Life Scientists, All Other	236	\$43.12	\$37.78	\$43.24	\$46.94	\$89,683
19-4099	Life, Physical, and Social Science Technicians, All Other	1,393	\$28.24	\$21.91	\$27.09	\$33.63	\$58,744
33-9092	Lifeguards, Ski Patrol, and Other Recreational Protective Service Workers	2,418	\$14.94	\$12.84	\$14.19	\$16.32	\$31,056
53-3033	Light Truck Drivers	18,098	\$21.23	\$15.94	\$19.46	\$25.06	\$44,142
27-4098	Lighting Technicians and Media and Communication Equip. Workers, All Other	284	\$36.53	\$26.95	\$37.76	\$46.18	\$75,975
43-4131	Loan Interviewers and Clerks	3,332	\$22.44	\$18.15	\$22.32	\$27.06	\$46,675
13-2072	Loan Officers	7,050	\$35.04	\$21.69	\$29.42	\$40.90	\$72,898
39-3093	Locker Room, Coatroom, and Dressing Room Attendants	185	\$16.32	\$13.15	\$16.41	\$18.56	\$33,930
49-9094	Locksmiths and Safe Repairers	315	\$19.45	\$14.26	\$15.94	\$24.26	\$40,470
53-4011	Locomotive Engineers	411	\$44.42	\$42.04	\$47.09	\$51.32	\$92,391
11-9081	Lodging Managers	861	\$31.61	\$22.94	\$28.97	\$37.69	\$65,751
45-4023	Log Graders and Scalers	248	\$23.63	\$20.83	\$24.36	\$28.05	\$49,159
45-4022	Logging Equipment Operators	1,381	\$26.63	\$23.93	\$27.00	\$29.78	\$55,381
45-4029	Logging Workers, All Other	603	\$23.38	\$17.98	\$24.04	\$28.62	\$48,644
13-1081	Logisticians	6,451	\$43.72	\$34.33	\$43.22	\$52.94	\$90,919
53-7063	Machine Feeders and Offbearers	1,591	\$19.17	\$15.59	\$18.60	\$22.78	\$39,880
51-4041	Machinists	9,570	\$26.51	\$19.84	\$25.23	\$31.64	\$55,142
29-2035	Magnetic Resonance Imaging Technologists	822	\$46.73	\$40.64	\$46.97	\$55.01	\$97,191
37-2012	Maids and Housekeeping Cleaners	18,889	\$14.89	\$12.86	\$14.20	\$16.13	\$30,984
43-9051	Mail Clerks and Mail Machine Operators, Except Postal Service	923	\$18.06	\$14.84	\$17.81	\$20.67	\$37,559
49-9071	Maintenance and Repair Workers, General	35,196	\$22.73	\$16.91	\$21.64	\$27.73	\$47,279
49-9043	Maintenance Workers, Machinery	759	\$27.46	\$21.42	\$26.52	\$33.10	\$57,112
13-1111	Management Analysts	22,157	\$51.31	\$34.57	\$46.68	\$63.34	\$106,730
39-5092	Manicurists and Pedicurists	5,029	\$16.28	\$13.62	\$15.21	\$18.57	\$33,848
49-9095	Manufactured Building and Mobile Home Installers		\$18.18	\$12.53	\$16.22	\$24.30	\$37,802
17-2121	Marine Engineers and Naval Architects	530	\$45.46	\$36.85	\$43.96	\$52.03	\$94,566
13-1161	Market Research Analysts and Marketing Specialists	22,712	\$43.22	\$26.10	\$37.92	\$60.75	\$89,891
11-2021	Marketing Managers	6,824	\$80.31	\$55.85	\$75.69	\$96.55	\$167,044
21-1013	Marriage and Family Therapists	135	\$24.40	\$20.36	\$24.00	\$28.48	\$50,766
31-9011	Massage Therapists	5,058	\$32.57	\$27.52	\$32.74	\$38.38	\$67,747
53-7199	Material Moving Workers, All Other	450	\$20.00	\$14.17	\$17.58	\$23.98	\$41,602
17-2131	Materials Engineers	1,064	\$61.44	\$46.17	\$60.46	\$76.96	\$127,794
19-2032	Materials Scientists	349	\$57.35	\$45.11	\$56.12	\$66.33	\$119,285
25-1022	Mathematical Science Teachers, Postsecondary	888					\$78,488
15-2021	Mathematicians	103	\$64.38	\$45.59	\$60.99	\$81.70	\$133,922
51-3022	Meat, Poultry, and Fish Cutters and Trimmers	3,162	\$16.45	\$13.02	\$15.05	\$18.15	\$34,204
49-9011	Mechanical Door Repairers	493	\$24.05	\$18.75	\$22.03	\$27.73	\$50,039
17-3013	Mechanical Drafters	2,189	\$39.40	\$27.71	\$38.49	\$50.17	\$81,941
17-3027	Mechanical Engineering Technologists and Technicians	1,087	\$32.99	\$26.35	\$32.31	\$39.89	\$68,631

SOC code	Washington statewide occupational title	Estimated employment	Average wage	Percentiles			Annual wage
				25th	50th	75th	
17-2141	Mechanical Engineers	7,563	\$48.51	\$35.94	\$45.60	\$57.68	\$100,889
27-3099	Media and Communication Workers, All Other	844	\$31.92	\$22.67	\$28.54	\$36.45	\$66,384
11-9111	Medical and Health Services Managers	7,312	\$59.55	\$40.76	\$53.84	\$67.83	\$123,855
51-9082	Medical Appliance Technicians	243	\$23.62	\$17.66	\$22.56	\$28.23	\$49,129
31-9092	Medical Assistants	15,778	\$21.67	\$18.47	\$21.53	\$24.68	\$45,076
29-2098	Medical Dosimetrists/ Med. Rcrds./Health Technologists/Technicians, All Other	8,652	\$26.47	\$19.39	\$24.64	\$31.44	\$55,046
31-9093	Medical Equipment Preparers	1,312	\$19.91	\$16.68	\$19.38	\$23.26	\$41,409
49-9062	Medical Equipment Repairers	980	\$28.07	\$19.79	\$26.19	\$35.22	\$58,400
19-1042	Medical Scientists, Except Epidemiologists	6,304	\$46.16	\$31.00	\$39.89	\$55.85	\$96,016
43-6013	Medical Secretaries and Administrative Assistants	8,873	\$21.31	\$18.03	\$21.05	\$24.38	\$44,340
31-9094	Medical Transcriptionists	1,279	\$18.06	\$14.27	\$16.55	\$21.38	\$37,566
13-1121	Meeting, Convention, and Event Planners	3,415	\$30.43	\$18.42	\$25.27	\$36.69	\$63,297
21-1023	Mental Health and Substance Abuse Social Workers	2,262	\$27.63	\$20.33	\$27.40	\$33.38	\$57,467
27-1026	Merchandise Displayers and Window Trimmers	2,462	\$19.73	\$15.39	\$17.93	\$21.47	\$41,052
51-4199	Metal Workers and Plastic Workers, All Other	627	\$21.11	\$13.86	\$16.49	\$25.18	\$43,915
51-4051	Metal-Refining Furnace Operators and Tenders	181	\$20.32	\$17.07	\$19.70	\$23.63	\$42,276
43-5041	Meter Readers, Utilities	677	\$25.73	\$20.02	\$24.90	\$29.91	\$53,517
19-1022	Microbiologists	376	\$37.81	\$25.65	\$36.03	\$46.53	\$78,641
25-2022	Middle School Teachers, Except Special and Career/Technical Education	9,428					\$72,492
51-4035	Milling and Planing Machine Setters, Operators, and Tenders, Metal & Plastic	90					
49-9044	Millwrights	1,415	\$32.17	\$25.68	\$29.81	\$39.93	\$66,906
17-2151	Mining and Geological Engineers, Including Mining Safety Engineers	39	\$43.31	\$34.22	\$42.03	\$51.10	\$90,092
51-2090	Miscellaneous Assemblers and Fabricators	16,605	\$18.83	\$14.95	\$17.78	\$21.54	\$39,162
47-4090	Miscellaneous Construction and Related Workers	557	\$23.28	\$16.80	\$21.09	\$29.46	\$48,417
27-2090	Miscellaneous Entertainers and Performers, Sports and Related Workers	102	\$26.59	\$14.27	\$22.58	\$32.31	
33-1090	Miscellaneous First-Line Supervisors, Protective Service Workers	2,111	\$26.31	\$18.98	\$23.36	\$30.19	\$54,727
51-9023	Mixing and Blending Machine Setters, Operators, and Tenders	2,017	\$22.98	\$17.28	\$21.46	\$26.87	\$47,787
49-3042	Mobile Heavy Equipment Mechanics, Except Engines	4,882	\$30.69	\$25.06	\$30.43	\$36.57	\$63,818
51-4061	Model Makers, Metal and Plastic	71	\$36.50	\$24.81	\$37.04	\$46.63	\$75,916
51-9195	Molders, Shapers, and Casters, Except Metal and Plastic	864	\$22.63	\$17.60	\$21.49	\$27.01	\$47,070
51-4072	Molding/Coremaking/ Casting Mach. Setters/Oprs. & Tenders/Metal & Plastic	2,980	\$19.59	\$15.24	\$18.00	\$22.71	\$40,739
39-4031	Morticians, Undertakers, and Funeral Arrangers	279	\$27.77	\$21.39	\$28.23	\$32.74	\$57,766
39-3021	Motion Picture Projectionists	185	\$13.87	\$12.65	\$12.94	\$13.24	\$28,862
53-3099	Motor Vehicle Operators, All Other	2,500	\$18.05	\$13.94	\$15.77	\$20.09	\$37,547
49-3051	Motorboat Mechanics and Service Technicians	633	\$22.44	\$16.67	\$21.28	\$27.09	\$46,665
53-5022	Motorboat Operators	75	\$30.95	\$27.18	\$31.78	\$34.50	\$64,383
49-3052	Motorcycle Mechanics	503	\$22.10	\$16.30	\$20.52	\$28.21	\$45,970
51-4081	Multiple Machine Tool Setters, Operators, and Tenders, Metal and Plastic	1,157	\$19.23	\$14.80	\$17.63	\$21.45	\$40,002
25-4013	Museum Technicians and Conservators	267	\$22.31	\$15.73	\$20.00	\$26.64	\$46,415
27-2041	Music Directors and Composers	132	\$31.74	\$18.18	\$27.47	\$42.89	\$66,016
49-9063	Musical Instrument Repairers and Tuners	416	\$22.76	\$14.59	\$25.69	\$28.61	\$47,330
27-2042	Musicians and Singers	795	\$34.35	\$26.45	\$34.77	\$41.54	
11-9121	Natural Sciences Managers	1,961	\$76.55	\$55.53	\$70.47	\$85.37	\$159,235
15-1244	Network and Computer Systems Administrators	7,956	\$46.13	\$35.54	\$44.59	\$56.21	\$95,945
43-4141	New Accounts Clerks	401	\$20.02	\$16.87	\$20.46	\$23.42	\$41,646

SOC code	Washington statewide occupational title	Estimated employment	Average wage	Percentiles			Annual wage
				25th	50th	75th	
27-3023	News Analysts, Reporters, and Journalists	845	\$32.25	\$17.46	\$25.71	\$38.56	\$67,068
29-2033	Nuclear Medicine Technologists	299	\$47.18	\$40.52	\$47.00	\$54.66	\$98,141
29-1151	Nurse Anesthetists	624	\$94.50	\$84.26	\$92.86	\$101.41	\$196,568
29-1161	Nurse Midwives	111	\$52.94	\$47.56	\$53.78	\$60.07	\$110,122
29-1171	Nurse Practitioners	3,873	\$62.33	\$53.20	\$61.38	\$71.79	\$129,642
31-1131	Nursing Assistants	34,203	\$16.74	\$14.54	\$16.45	\$18.73	\$34,816
25-1072	Nursing Instructors and Teachers, Postsecondary	1,230					\$83,738
29-1218	Obstetricians and Gynecologists	346	\$118.49	\$85.33			\$246,466
19-5011	Occupational Health and Safety Specialists	2,925	\$39.33	\$32.44	\$37.87	\$45.61	\$81,798
19-5012	Occupational Health and Safety Technicians	512	\$35.11	\$26.20	\$35.61	\$43.44	\$73,023
29-1122	Occupational Therapists	2,665	\$41.33	\$34.22	\$41.57	\$48.75	\$85,955
31-2012	Occupational Therapy Aides		\$28.25	\$18.29	\$30.77	\$36.26	\$58,765
31-2011	Occupational Therapy Assistants	733	\$32.02	\$28.05	\$31.45	\$36.63	\$66,625
43-9199	Office and Administrative Support Workers, All Other	5,092	\$21.08	\$16.22	\$19.86	\$23.98	\$43,838
43-9061	Office Clerks, General	69,366	\$20.49	\$16.02	\$19.06	\$24.13	\$42,609
43-9071	Office Machine Operators, Except Computer	726	\$17.63	\$13.50	\$16.02	\$19.90	\$36,668
47-2073	Operating Engineers and Other Construction Equipment Operators	8,998	\$34.87	\$27.33	\$33.77	\$43.46	\$72,533
15-2031	Operations Research Analysts	2,639	\$48.06	\$35.99	\$45.85	\$56.47	\$99,969
51-9083	Ophthalmic Laboratory Technicians	1,085	\$19.56	\$15.05	\$19.69	\$23.46	\$40,668
29-2057	Ophthalmic Medical Technicians	1,360	\$21.03	\$17.45	\$20.16	\$24.01	\$43,749
29-2081	Opticians, Dispensing	1,477	\$22.93	\$17.31	\$22.24	\$28.58	\$47,712
29-1041	Optometrists		\$64.47	\$49.87	\$59.97	\$73.79	\$134,096
43-4151	Order Clerks	5,886	\$22.14	\$16.99	\$21.00	\$27.14	\$46,061
31-1132	Orderlies	392	\$16.84	\$13.46	\$15.87	\$19.26	\$35,022
29-1023	Orthodontists	149	\$140.34				\$291,910
29-2091	Orthotists and Prosthetists	196	\$38.04	\$31.70	\$35.97	\$42.76	\$79,121
49-3053	Outdoor Power Equipment and Other Small Engine Mechanics	659	\$19.74	\$15.16	\$18.36	\$23.71	\$41,053
51-9111	Packaging and Filling Machine Operators and Tenders	7,211	\$17.83	\$13.59	\$16.44	\$20.03	\$37,082
53-7064	Packers and Packers, Hand	16,622	\$15.74	\$13.02	\$14.61	\$17.12	\$32,746
47-2141	Painters, Construction and Maintenance	9,723	\$22.21	\$17.99	\$21.28	\$25.64	\$46,192
51-9123	Painting, Coating, and Decorating Workers	153	\$24.13	\$18.14	\$21.72	\$26.45	\$50,204
51-9196	Paper Goods Machine Setters, Operators, and Tenders	2,111	\$23.71	\$17.20	\$21.74	\$29.05	\$49,324
47-2142	Paperhangers	30	\$23.64	\$18.56	\$23.43	\$28.54	\$49,169
23-2011	Paralegals and Legal Assistants	6,879	\$29.88	\$23.53	\$28.44	\$35.03	\$62,145
53-6021	Parking Attendants	3,128	\$16.03	\$13.41	\$15.54	\$18.19	\$33,358
33-3041	Parking Enforcement Workers	221	\$28.94	\$23.44	\$29.28	\$35.53	\$60,218
41-2022	Parts Salespersons	5,480	\$19.15	\$14.36	\$17.86	\$22.70	\$39,841
53-6061	Passenger Attendants	907	\$18.64	\$17.16	\$18.78	\$20.39	\$38,781
53-3058	Passenger Vehicle Drivers, Except Bus Drivers, Transit and Intercity	16,759	\$20.73	\$16.46	\$20.60	\$24.30	\$43,126
51-4062	Patternmakers, Metal and Plastic	18	\$25.00	\$21.82	\$24.09	\$28.03	\$51,997
47-2071	Paving, Surfacing, and Tamping Equipment Operators	700					
43-3051	Payroll and Timekeeping Clerks	3,164	\$25.99	\$21.39	\$25.83	\$30.33	\$54,050
29-1221	Pediatricians, General	690	\$95.52	\$83.75	\$94.36		\$198,682
13-2052	Personal Financial Advisors	3,819	\$54.77	\$27.99	\$48.14	\$62.12	\$113,918
11-9198	Pers. Svcs. Mgrs., All Other; Entmt./Recr. Mgrs., Exc. Gambling; & Mgrs., All Other	11,046	\$62.34	\$43.86	\$57.11	\$75.69	\$129,659

SOC code	Washington statewide occupational title	Estimated employment	Average wage	Percentiles			Annual wage
				25th	50th	75th	
39-1098	Personal Svcs. & Entmt. & Recr. Supervisors, Except Gambling Services	4,221	\$24.12	\$18.15	\$22.70	\$28.63	\$50,164
37-2021	Pest Control Workers	1,068	\$24.27	\$17.45	\$21.53	\$32.14	\$50,483
37-3012	Pesticide Handlers, Sprayers, and Applicators, Vegetation	807	\$19.72	\$16.52	\$18.65	\$21.45	\$41,007
17-2171	Petroleum Engineers	100	\$70.31	\$54.49	\$62.47	\$76.69	\$146,241
51-8093	Petroleum Pump System Operators, Refinery Operators, and Gaugers	778	\$31.87	\$26.65	\$30.92	\$38.57	\$66,297
29-1051	Pharmacists	6,138	\$63.01	\$56.55	\$65.29	\$74.29	\$131,072
31-9095	Pharmacy Aides	1,245	\$16.46	\$13.86	\$15.58	\$18.47	\$34,239
29-2052	Pharmacy Technicians	7,152	\$21.56	\$18.53	\$21.54	\$24.43	\$44,852
25-1126	Philosophy and Religion Teachers, Postsecondary						\$75,628
31-9097	Phlebotomists	2,858	\$20.49	\$17.55	\$19.85	\$23.19	\$42,624
27-4021	Photographers	1,076	\$24.64	\$15.98	\$21.23	\$31.47	\$51,236
51-9151	Photographic Process Workers and Processing Machine Operators	186	\$18.84	\$14.38	\$17.00	\$21.63	\$39,182
19-2099	Physical Scientists, All Other	270	\$54.51	\$45.65	\$54.21	\$60.77	\$113,401
31-2022	Physical Therapist Aides	714	\$15.49	\$12.97	\$14.60	\$17.33	\$32,220
31-2021	Physical Therapist Assistants	1,579	\$29.58	\$25.71	\$29.68	\$34.64	\$61,526
29-1123	Physical Therapists	6,155	\$43.22	\$37.61	\$43.82	\$49.21	\$89,898
29-1071	Physician Assistants	2,799	\$63.61	\$53.42	\$63.14	\$74.62	\$132,298
29-1228	Physicians, All Other and Ophthalmologists, Except Pediatric	8,609	\$117.05	\$80.67			\$243,463
19-2012	Physicists	649	\$62.28	\$42.75	\$55.76	\$77.11	\$129,540
25-1054	Physics Teachers, Postsecondary	359					\$84,760
47-2072	Pile Driver Operators	114	\$33.99	\$25.56	\$33.80	\$41.94	\$70,709
47-2151	Pipelayers	811	\$33.07	\$28.18	\$34.52	\$38.66	\$68,783
51-8099	Plant and System Operators, All Other	267	\$35.28	\$30.62	\$34.09	\$37.61	\$73,386
47-2161	Plasterers and Stucco Masons	356	\$29.86	\$22.20	\$27.41	\$38.28	\$62,118
51-4193	Plating Machine Setters, Operators, and Tenders, Metal and Plastic	381	\$19.51	\$16.07	\$18.31	\$22.75	\$40,586
47-2152	Plumbers, Pipefitters, and Steamfitters	9,808	\$36.08	\$24.92	\$33.99	\$46.22	\$75,026
29-1081	Podiatrists	185	\$76.18	\$38.61	\$59.04		\$158,447
33-3051	Police and Sheriff's Patrol Officers	9,539	\$39.72	\$33.78	\$40.68	\$47.02	\$82,611
25-1065	Political Science Teachers, Postsecondary	341					\$89,663
19-3094	Political Scientists	116	\$48.63	\$33.34	\$45.73	\$60.04	\$101,164
43-5051	Postal Service Clerks	1,627	\$24.63	\$21.25	\$23.71	\$29.92	\$51,233
43-5052	Postal Service Mail Carriers	6,762	\$25.66	\$18.74	\$24.38	\$31.72	\$53,374
43-5053	Postal Service Mail Sorters, Processors, and Processing Machine Operators	1,871	\$25.92	\$20.92	\$29.62	\$29.92	\$53,927
11-9131	Postmasters and Mail Superintendents	274	\$37.87	\$33.63	\$36.93	\$42.17	\$78,773
25-1199	Postsecondary Teachers, All Other	929					\$65,955
51-4052	Pourers and Casters, Metal	71	\$18.67	\$16.13	\$18.07	\$20.87	\$38,854
51-8012	Power Distributors and Dispatchers	352	\$54.73	\$46.99	\$54.02	\$62.75	\$113,838
51-8013	Power Plant Operators	514	\$45.99	\$41.58	\$46.87	\$52.12	\$95,666
49-9069	Precision Instrument and Equipment Repairers, All Other	397	\$31.31	\$25.46	\$29.49	\$35.12	\$65,137
51-5111	Prepress Technicians and Workers	366	\$21.71	\$17.64	\$20.46	\$25.78	\$45,144
25-2011	Preschool Teachers, Except Special Education	11,614	\$16.89	\$13.86	\$16.30	\$18.87	\$35,148
51-6021	Pressers, Textile, Garment, and Related Materials	557	\$16.19	\$13.37	\$15.29	\$18.45	\$33,671
51-5113	Print Binding and Finishing Workers	403	\$21.86	\$17.25	\$21.35	\$26.59	\$45,482
51-5112	Printing Press Operators	2,580	\$21.61	\$16.45	\$20.56	\$25.86	\$44,949
33-9021	Private Detectives and Investigators		\$31.57	\$22.64	\$25.93	\$44.14	\$65,667

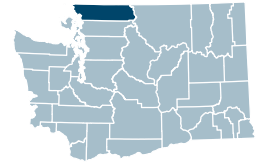
SOC code	Washington statewide occupational title	Estimated employment	Average wage	Percentiles			Annual wage
				25th	50th	75th	
21-1092	Probation Officers and Correctional Treatment Specialists	2,064	\$31.25	\$27.75	\$30.64	\$33.83	\$65,005
43-3061	Procurement Clerks	1,135	\$23.81	\$20.22	\$23.19	\$26.51	\$49,533
27-2012	Producers and Directors	2,360	\$35.97	\$25.58	\$32.30	\$42.53	\$74,801
51-9199	Production Workers, All Other	1,980	\$18.86	\$13.90	\$15.66	\$19.47	\$39,233
43-5061	Production, Planning, and Expediting Clerks	10,910	\$25.79	\$18.85	\$24.26	\$31.16	\$53,650
13-1198	Project Mgmt. Specialists and Business Operations Specialists, All Other	43,588	\$40.87	\$28.10	\$37.41	\$50.71	\$85,004
43-9081	Proofreaders and Copy Markers	81	\$22.90	\$17.61	\$22.36	\$28.40	\$47,628
13-2020	Property Appraisers and Assessors	1,387	\$38.71	\$28.65	\$35.74	\$45.18	\$80,514
11-9141	Property, Real Estate, and Community Association Managers	2,617	\$45.27	\$28.87	\$39.04	\$55.38	\$94,157
29-1024	Prosthodontists		\$115.30	\$59.35			\$239,826
33-0000	Protective Service Occupations	66,689	\$30.34	\$18.40	\$27.33	\$40.74	\$63,102
31-1133	Psychiatric Aides	144	\$17.86	\$14.47	\$16.58	\$18.94	\$37,154
29-2053	Psychiatric Technicians	1,295	\$20.15	\$17.43	\$20.02	\$23.01	\$41,920
29-1223	Psychiatrists	674	\$121.39	\$100.91			\$252,492
19-3039	Psychologists, All Other	468	\$50.80	\$40.75	\$49.98	\$57.28	\$105,659
25-1066	Psychology Teachers, Postsecondary	1,018					\$71,195
11-2030	Public Relations and Fundraising Managers	2,242	\$66.89	\$48.33	\$62.22	\$77.85	\$139,138
27-3031	Public Relations Specialists	6,098	\$37.78	\$26.35	\$33.88	\$44.00	\$78,601
43-5031	Public Safety Telecommunicators	1,630	\$28.60	\$23.73	\$28.22	\$33.86	\$59,478
53-7072	Pump Operators, Except Wellhead Pumpers		\$23.74	\$22.49	\$23.97	\$25.47	\$49,368
11-3061	Purchasing Managers	1,536	\$67.14	\$50.44	\$63.85	\$78.85	\$139,636
29-1124	Radiation Therapists	400	\$49.91	\$40.34	\$48.31	\$59.02	\$103,810
49-2021	Radio, Cellular, and Tower Equipment Installers and Repairers	308	\$31.97	\$18.15	\$33.54	\$42.03	\$66,476
29-2034	Radiologic Technologists and Technicians	3,874	\$36.35	\$30.14	\$35.68	\$41.74	\$75,618
49-3043	Rail Car Repairers	603	\$29.76	\$26.18	\$29.81	\$34.63	\$61,897
53-4099	Rail Transportation Workers, All Other		\$31.36	\$17.88	\$29.30	\$41.87	\$65,213
53-4022	Railroad Brake, Signal, and Switch Operators and Locomotive Firers	248	\$35.07	\$27.47	\$36.42	\$44.99	\$72,938
53-4031	Railroad Conductors and Yardmasters	664	\$34.50	\$29.32	\$35.21	\$40.12	\$71,766
47-4061	Rail-Track Laying and Maintenance Equipment Operators	139	\$29.74	\$22.82	\$28.45	\$32.99	\$61,850
41-9021	Real Estate Brokers	759	\$35.45	\$25.72	\$30.32	\$39.55	\$73,715
41-9022	Real Estate Sales Agents	7,808	\$33.05	\$20.38	\$29.21	\$40.34	\$68,748
43-4171	Receptionists and Information Clerks	25,635	\$17.41	\$14.38	\$17.06	\$19.67	\$36,218
25-1193	Recreation and Fitness Studies Teachers, Postsecondary	450					\$58,069
39-9032	Recreation Workers	6,445	\$17.32	\$13.54	\$16.03	\$19.17	\$36,011
29-1125	Recreational Therapists	239	\$30.33	\$24.26	\$28.99	\$36.54	\$63,075
49-3092	Recreational Vehicle Service Technicians	529	\$20.28	\$16.69	\$19.41	\$23.49	\$42,178
53-7081	Refuse and Recyclable Material Collectors	2,940	\$27.21	\$22.64	\$27.84	\$31.97	\$56,585
29-1141	Registered Nurses	58,000	\$42.32	\$34.35	\$41.00	\$49.95	\$88,018
21-1015	Rehabilitation Counselors	3,890	\$23.58	\$18.05	\$21.15	\$27.39	\$49,030
47-2171	Reinforcing Iron and Rebar Workers	281	\$36.26	\$26.83	\$38.41	\$46.76	\$75,438
21-2099	Religious Workers, All Other	557	\$21.04	\$14.34	\$19.16	\$26.24	\$43,759
43-4181	Reservation and Transportation Ticket Agents and Travel Clerks	3,260	\$20.92	\$15.91	\$19.08	\$26.11	\$43,500
39-9041	Residential Advisors	1,642	\$18.03	\$14.71	\$17.40	\$19.96	\$37,494
29-1126	Respiratory Therapists	2,084	\$35.23	\$29.59	\$34.61	\$40.40	\$73,289
41-2031	Retail Salespersons	106,073	\$17.79	\$13.12	\$15.26	\$18.87	\$36,988

SOC code	Washington statewide occupational title	Estimated employment	Average wage	Percentiles			Annual wage
				25th	50th	75th	
49-9096	Riggers	950	\$29.42	\$24.22	\$28.15	\$34.01	\$61,181
47-5051	Rock Splitters, Quarry		\$21.65	\$18.30	\$20.43	\$24.84	\$45,048
51-4023	Rolling Machine Setters, Operators, and Tenders, Metal and Plastic	285	\$24.36	\$19.47	\$22.81	\$27.66	\$50,665
47-2181	Roofers	5,100	\$29.49	\$23.78	\$29.31	\$34.88	\$61,335
53-5011	Sailors and Marine Oilers	3,503	\$28.05	\$24.74	\$28.67	\$31.85	\$58,348
41-9099	Sales and Related Workers, All Other	1,493	\$21.51	\$14.66	\$18.06	\$25.78	\$44,746
41-9031	Sales Engineers	699	\$52.58	\$38.71	\$51.41	\$64.68	\$109,370
11-2022	Sales Managers	7,639	\$70.52	\$48.64	\$64.27	\$86.14	\$146,661
41-3091	Sales Reps. of Svcs., Exc. Advertising, Insurance, Financial Svcs., & Travel	17,713	\$36.52	\$21.47	\$30.60	\$43.66	\$75,954
41-4012	Sales Reps/Wholesale/Manufacturing, Except Tech./Science Products	33,966	\$39.00	\$24.22	\$32.98	\$47.03	\$81,109
41-4011	Sales Reps/Wholesale/Manufacturing, Technical/Scientific Products	7,596	\$49.19	\$31.39	\$40.11	\$64.07	\$102,320
51-7041	Sawing Machine Setters, Operators, and Tenders, Wood	2,167	\$19.21	\$15.05	\$18.38	\$23.10	\$39,940
33-9098	School Bus Monitors and Protective Service Workers, All Other	4,388	\$22.15	\$16.85	\$19.88	\$24.58	\$46,054
25-2031	Secondary School Teachers, Exc. Special and Career/Technical Education	14,813					\$73,228
43-6014	Secretaries and Admin. Assistants, Except Legal, Medical, and Executive	33,913	\$21.84	\$17.74	\$21.45	\$25.75	\$45,415
41-3031	Securities, Commodities, and Financial Services Sales Agents	7,111	\$38.75	\$20.82	\$30.07	\$44.59	\$80,588
49-2098	Security and Fire Alarm Systems Installers	1,121	\$26.69	\$19.13	\$26.83	\$32.71	\$55,528
33-9032	Security Guards	18,720	\$20.32	\$15.12	\$18.05	\$21.30	\$42,264
25-3021	Self-Enrichment Teachers	7,574	\$25.27	\$16.96	\$22.69	\$30.57	\$52,574
51-9141	Semiconductor Processing Technicians		\$20.28	\$15.26	\$18.84	\$24.24	\$42,194
51-9012	Separating and Filtering Machine Setters/Operators/Tenders	1,455	\$21.21	\$16.09	\$19.40	\$25.15	\$44,120
47-4071	Septic Tank Servicers and Sewer Pipe Cleaners	847	\$23.59	\$17.76	\$22.69	\$28.38	\$49,076
27-1027	Set and Exhibit Designers	206	\$21.63	\$16.96	\$18.74	\$25.52	\$45,005
51-6031	Sewing Machine Operators	2,423	\$17.23	\$13.65	\$15.97	\$19.87	\$35,833
39-5093	Shampooers	108	\$14.85	\$12.38	\$14.46	\$16.46	\$30,892
47-2211	Sheet Metal Workers	4,272	\$33.41	\$21.91	\$30.41	\$44.50	\$69,483
53-5031	Ship Engineers	1,169	\$45.61	\$33.90	\$42.48	\$56.00	\$94,879
43-5071	Shipping, Receiving, and Inventory Clerks	12,462	\$21.00	\$16.31	\$19.17	\$24.36	\$43,664
51-6041	Shoe and Leather Workers and Repairers		\$13.39	\$12.30	\$12.41	\$13.50	\$27,853
51-6042	Shoe Machine Operators and Tenders		\$16.92	\$12.67	\$16.12	\$19.23	\$35,208
49-9097	Signal and Track Switch Repairers	151	\$39.21	\$34.31	\$38.62	\$44.37	\$81,564
39-5094	Skincare Specialists	1,625	\$27.12	\$18.74	\$25.70	\$33.70	\$56,417
51-3023	Slaughterers and Meat Packers	1,204	\$16.58	\$14.00	\$16.22	\$18.77	\$34,491
11-9151	Social and Community Service Managers	3,640	\$35.29	\$26.50	\$33.32	\$43.55	\$73,407
21-1093	Social and Human Service Assistants	8,623	\$20.09	\$16.14	\$18.91	\$23.68	\$41,788
19-4061	Social Science Research Assistants	383	\$24.08	\$19.01	\$22.58	\$27.64	\$50,082
25-1069	Social Sciences Teachers, Postsecondary, All Other	97					\$64,300
19-3099	Social Scientists and Related Workers, All Other	905	\$43.97	\$33.06	\$40.06	\$51.17	\$91,461
25-1113	Social Work Teachers, Postsecondary	174					\$88,366
21-1029	Social Workers, All Other	821	\$35.92	\$28.88	\$38.04	\$43.53	\$74,729
19-3041	Sociologists	91	\$35.65	\$29.34	\$35.99	\$38.72	\$74,147
25-1067	Sociology Teachers, Postsecondary	300					\$72,227
15-1256	Software Developers and Software Quality Assur. Analysts and Testers	77,651	\$64.76	\$51.91	\$66.53	\$76.04	\$134,699
19-1013	Soil and Plant Scientists	236	\$37.34	\$31.44	\$36.18	\$41.50	\$77,681
47-2231	Solar Photovoltaic Installers		\$24.21	\$21.32	\$23.90	\$27.48	\$50,354

SOC code	Washington statewide occupational title	Estimated employment	Average wage	Percentiles			Annual wage
				25th	50th	75th	
27-4014	Sound Engineering Technicians	154					
25-2059	Special Education Teachers, All Other	79					\$63,258
25-2052	Special Education Teachers, Kindergarten and Elementary School	4,501					\$70,174
25-2057	Special Education Teachers, Middle School	1,329					\$71,736
25-2051	Special Education Teachers, Preschool	802					\$66,568
25-2058	Special Education Teachers, Secondary School	2,284					\$73,013
27-1014	Special Effects Artists and Animators	1,163	\$44.59	\$33.66	\$43.31	\$51.48	\$92,748
29-1127	Speech-Language Pathologists	3,111	\$37.70	\$30.75	\$37.98	\$46.13	\$78,417
51-8021	Stationary Engineers and Boiler Operators	520	\$34.82	\$29.43	\$33.56	\$39.56	\$72,423
43-9111	Statistical Assistants	338	\$32.68	\$23.39	\$31.17	\$39.23	\$67,990
15-2041	Statisticians	1,294	\$51.90	\$40.94	\$49.50	\$61.36	\$107,947
53-7065	Stockers and Order Fillers	34,063	\$17.64	\$13.83	\$16.34	\$20.44	\$36,697
47-2022	Stonemasons	119	\$24.89	\$21.29	\$25.22	\$28.88	\$51,775
47-2221	Structural Iron and Steel Workers	1,753	\$38.46	\$31.19	\$42.17	\$47.29	\$79,991
51-2041	Structural Metal Fabricators and Fitters	1,778	\$22.44	\$17.43	\$20.78	\$25.39	\$46,691
21-1018	Substance Abuse, Behavioral Disorder, and Mental Health Counselors	9,542	\$25.64	\$19.03	\$23.42	\$29.85	\$53,320
25-3031	Substitute Teachers, Short-Term	15,620	\$20.13	\$16.98	\$19.51	\$23.37	\$41,879
29-1248	Surgeons, Except Ophthalmologists		\$114.27	\$78.00			\$237,691
29-2055	Surgical Technologists	2,001	\$29.16	\$24.38	\$28.67	\$33.75	\$60,654
19-3022	Survey Researchers	90	\$30.86	\$21.01	\$26.84	\$37.22	\$64,178
17-3031	Surveying and Mapping Technicians	1,112	\$26.04	\$19.47	\$25.84	\$30.79	\$54,157
17-1022	Surveyors	906	\$42.80	\$34.41	\$41.38	\$48.82	\$89,019
43-2011	Switchboard Operators, Including Answering Service	944	\$19.34	\$15.64	\$18.07	\$21.01	\$40,233
51-6052	Tailors, Dressmakers, and Custom Sewers	519	\$17.20	\$13.97	\$16.31	\$19.08	\$35,781
47-2082	Tapers	2,275	\$32.31	\$25.40	\$30.45	\$40.45	\$67,196
13-2081	Tax Examiners and Collectors, and Revenue Agents	958	\$31.82	\$26.76	\$30.28	\$33.43	\$66,189
13-2082	Tax Preparers	975	\$24.82	\$14.97	\$20.87	\$31.76	\$51,629
25-9045	Teaching Assistants, Except Postsecondary	40,035					\$36,731
25-9044	Teaching Assistants, Postsecondary	824					\$52,472
27-3042	Technical Writers	1,343	\$42.47	\$33.70	\$41.68	\$50.77	\$88,345
49-2022	Telecommunications Equip. Installers and Repairers, Exc. Line Installers	4,483	\$32.04	\$27.16	\$33.50	\$37.77	\$66,630
49-9052	Telecommunications Line Installers and Repairers	1,239	\$32.31	\$26.06	\$33.36	\$37.90	\$67,222
41-9041	Telemarketers	1,494	\$21.07	\$14.79	\$18.48	\$26.54	\$43,819
43-2021	Telephone Operators	17	\$16.85	\$12.69	\$16.81	\$19.16	\$35,040
43-3071	Tellers	9,914	\$17.62	\$15.17	\$17.21	\$19.32	\$36,637
51-6062	Textile Cutting Machine Setters, Operators, and Tenders	114	\$18.06	\$13.84	\$16.96	\$19.51	\$37,553
51-6063	Textile Knitting and Weaving Machine Setters, Operators, and Tenders	93	\$18.45	\$16.25	\$17.96	\$20.26	\$38,373
51-6064	Textile Wind/Twist/Draw-Out Machine Setters, Operators and Tenders	193	\$14.12	\$12.30	\$12.49	\$15.16	\$29,369
51-6099	Textile, Apparel, and Furnishings Workers, All Other	190	\$20.50	\$14.29	\$19.75	\$24.61	\$42,634
29-1129	Therapists, All Other	105	\$36.69	\$28.44	\$35.75	\$45.24	\$76,323
47-2044	Tile and Stone Setters	1,139	\$26.33	\$21.31	\$25.76	\$30.51	\$54,763
49-3093	Tire Repairers and Changers	3,097	\$17.27	\$13.45	\$14.93	\$18.39	\$35,901
23-2093	Title Examiners, Abstractors, and Searchers	905	\$25.30	\$19.34	\$24.47	\$30.01	\$52,625
51-4111	Tool and Die Makers	2,273	\$41.29	\$27.14	\$41.44	\$51.47	\$85,894
51-4194	Tool Grinders, Filers, and Sharpeners	198	\$32.47	\$24.22	\$29.75	\$43.87	\$67,547

SOC code	Washington statewide occupational title	Estimated employment	Average wage	Percentiles			Annual wage
				25th	50th	75th	
39-7010	Tour and Travel Guides	756	\$20.17	\$14.29	\$17.18	\$22.46	\$41,944
53-6041	Traffic Technicians	88	\$32.16	\$26.46	\$32.06	\$38.77	\$66,872
11-3131	Training and Development Managers	727	\$68.71	\$45.38	\$61.63	\$83.76	\$142,935
13-1151	Training and Development Specialists	7,250	\$38.35	\$29.56	\$37.62	\$46.83	\$79,770
53-6051	Transportation Inspectors	659	\$42.41	\$30.28	\$43.90	\$55.74	\$88,201
33-9093	Transportation Security Screeners	1,225	\$21.71	\$19.27	\$22.34	\$23.12	\$45,158
11-3071	Transportation, Storage, and Distribution Managers	2,465	\$57.31	\$40.85	\$53.56	\$69.96	\$119,203
53-1047	Transportation/Material Moving Supervisors/No Cargo Handlers	10,852	\$32.03	\$23.55	\$30.42	\$39.04	\$66,623
41-3041	Travel Agents	1,183	\$27.74	\$20.48	\$26.64	\$32.86	\$57,710
37-3013	Tree Trimmers and Pruners	1,073	\$35.54	\$27.47	\$34.53	\$41.75	\$73,907
25-3097	Tutors and Teachers and Instructors, All Other	4,540					\$50,991
27-2023	Umpires, Referees, and Other Sports Officials	667					\$39,070
51-6093	Upholsterers	363	\$24.46	\$20.35	\$23.53	\$28.00	\$50,891
19-3051	Urban and Regional Planners	2,247	\$41.20	\$34.99	\$40.87	\$46.89	\$85,679
39-3031	Ushers, Lobby Attendants, and Ticket Takers	3,370	\$15.29	\$12.68	\$14.29	\$17.86	\$31,808
29-1131	Veterinarians	1,917	\$47.80	\$38.85	\$46.36	\$56.21	\$99,428
31-9096	Veterinary Assistants and Laboratory Animal Caretakers	3,670	\$15.91	\$14.07	\$15.63	\$17.78	\$33,106
29-2056	Veterinary Technologists and Technicians	2,307	\$19.62	\$17.07	\$19.12	\$22.15	\$40,807
35-3031	Waiters and Waitresses	55,086	\$19.19	\$13.04	\$15.81	\$22.39	\$39,915
51-8031	Water and Wastewater Treatment Plant and System Operators	2,670	\$32.07	\$25.36	\$31.36	\$38.27	\$66,707
15-1257	Web Developers and Digital Interface Designers	13,429	\$65.96	\$48.76	\$70.01	\$87.76	\$137,191
43-5111	Weighers, Measurers, Checkers, and Samplers, Recordkeeping	899	\$20.86	\$17.61	\$21.23	\$24.18	\$43,387
51-4121	Welders, Cutters, Solderers, and Brazers	8,401	\$26.57	\$21.01	\$25.74	\$30.85	\$55,275
51-4122	Welding, Soldering, and Brazing Machine Setters, Operators, and Tenders	127	\$25.26	\$17.76	\$22.86	\$29.04	\$52,550
49-9081	Wind Turbine Service Technicians		\$28.33	\$22.18	\$27.04	\$34.93	\$58,912
51-7099	Woodworkers, All Other	59	\$25.45	\$18.40	\$27.57	\$30.22	\$52,929
51-7042	Woodworking Machine Setters, Operators, and Tenders, Except Sawing	2,422	\$17.63	\$13.77	\$16.67	\$20.40	\$36,673
43-9022	Word Processors and Typists	460	\$23.29	\$18.60	\$21.94	\$25.94	\$48,447
27-3043	Writers and Authors	1,306	\$33.40	\$23.14	\$30.79	\$41.31	\$69,469
19-1023	Zoologists and Wildlife Biologists	2,384	\$38.31	\$28.79	\$35.08	\$45.92	\$79,704

Bellingham, Washington MSA
2020 Occupational Employment
and Wage Estimates
Includes Whatcom County



SOC code	Bellingham, Washington MSA occupational title	Estimated employment	Average wage	Percentiles			Annual wage
				25th	50th	75th	
13-2011	Accountants and Auditors	821	\$33.00	\$25.54	\$30.90	\$38.05	\$68,642
29-1298	Acupuncturists and Healthcare Diagnosing or Treating Practitioners, All Other	14	\$38.62	\$27.34	\$40.78	\$49.50	\$80,337
51-9191	Adhesive Bonding Machine Operators and Tenders		\$15.70	\$13.51	\$15.15	\$17.72	\$32,657
11-3010	Administrative Services and Facilities Managers	86	\$57.16	\$41.30	\$51.12	\$68.86	\$118,887
41-3011	Advertising Sales Agents	66	\$23.86	\$17.66	\$19.84	\$26.80	\$49,609
49-3011	Aircraft Mechanics and Service Technicians	79	\$33.87	\$24.44	\$35.26	\$41.74	\$70,442
39-3091	Amusement and Recreation Attendants	139	\$13.59	\$12.39	\$12.94	\$14.20	\$28,265
39-2021	Animal Caretakers	199	\$14.81	\$12.73	\$13.78	\$15.79	\$30,809
17-1011	Architects, Except Landscape and Naval	42	\$38.44	\$31.79	\$37.10	\$44.75	\$79,939
17-3011	Architectural and Civil Drafters	109	\$28.76	\$25.18	\$28.25	\$31.43	\$59,826
11-9041	Architectural and Engineering Managers	47	\$67.59	\$57.35	\$62.37	\$69.20	\$140,593
53-6031	Automotive and Watercraft Service Attendants	78	\$14.65	\$12.64	\$13.16	\$16.24	\$30,465
49-3021	Automotive Body and Related Repairers	33	\$21.30	\$19.78	\$21.76	\$23.69	\$44,324
49-3023	Automotive Service Technicians and Mechanics	333	\$23.93	\$18.23	\$23.17	\$28.77	\$49,783
51-3011	Bakers	186	\$17.55	\$13.96	\$16.93	\$20.67	\$36,488
35-3011	Bartenders	568	\$19.75	\$15.99	\$19.08	\$23.01	\$41,069
43-3011	Bill and Account Collectors	39	\$19.96	\$16.73	\$19.36	\$23.13	\$41,523
43-3021	Billing and Posting Clerks	265	\$19.27	\$16.49	\$18.65	\$21.90	\$40,079
25-1042	Biological Science Teachers, Postsecondary	45					\$80,684
19-4021	Biological Technicians	18	\$20.96	\$18.59	\$20.89	\$24.22	\$43,606
43-3031	Bookkeeping, Accounting, and Auditing Clerks	1,018	\$22.84	\$19.09	\$22.34	\$26.13	\$47,515
43-4011	Brokerage Clerks	11	\$22.35	\$19.48	\$22.43	\$25.15	\$46,491
49-3031	Bus and Truck Mechanics and Diesel Engine Specialists	184	\$24.82	\$20.18	\$24.07	\$30.10	\$51,633
25-1011	Business Teachers, Postsecondary	75					\$109,632
51-3021	Butchers and Meat Cutters	140	\$19.44	\$16.57	\$19.16	\$22.65	\$40,442
13-1020	Buyers and Purchasing Agents	211	\$28.85	\$21.65	\$26.77	\$33.79	\$60,019
51-7011	Cabinetmakers and Bench Carpenters	138	\$17.82	\$13.70	\$16.05	\$19.36	\$37,072
25-1194	Career/Technical Education Teachers, Postsecondary	184	\$28.13	\$23.46	\$26.95	\$32.46	\$58,509
25-2032	Career/Technical Education Teachers, Secondary School	61					\$84,065
43-5011	Cargo and Freight Agents	203	\$20.36	\$15.60	\$17.87	\$20.22	\$42,353
47-2031	Carpenters	757	\$28.66	\$22.26	\$26.49	\$32.09	\$59,615
17-1021	Cartographers and Photogrammetrists	11	\$41.27	\$36.48	\$40.47	\$46.09	\$85,832
41-2011	Cashiers	2,175	\$14.82	\$12.82	\$13.84	\$15.58	\$30,813
47-2051	Cement Masons and Concrete Finishers	134	\$31.24	\$19.98	\$24.80	\$45.43	\$64,992
35-1011	Chefs and Head Cooks	55	\$29.16	\$23.26	\$26.65	\$35.31	\$60,660
51-9011	Chemical Equipment Operators and Tenders	270	\$20.41	\$18.19	\$20.10	\$23.05	\$42,450
19-4031	Chemical Technicians	67	\$23.80	\$17.95	\$21.81	\$25.01	\$49,499
25-1052	Chemistry Teachers, Postsecondary	33					\$79,602
19-2031	Chemists	45	\$31.21	\$21.96	\$28.32	\$43.84	\$64,913
11-1011	Chief Executives	44	\$103.21	\$69.32	\$91.51		\$214,683

SOC code	Bellingham, Washington MSA occupational title	Estimated employment	Average wage	Percentiles			Annual wage
				25th	50th	75th	
21-1021	Child, Family, and School Social Workers	328	\$27.43	\$22.76	\$27.50	\$32.55	\$57,038
39-9011	Childcare Workers	161	\$13.57	\$12.39	\$13.43	\$14.67	\$28,224
17-2051	Civil Engineers	270	\$43.58	\$35.44	\$39.60	\$47.65	\$90,633
13-1031	Claims Adjusters, Examiners, and Investigators	48	\$30.40	\$21.53	\$29.55	\$37.99	\$63,226
53-7061	Cleaners of Vehicles and Equipment	250	\$15.24	\$12.91	\$14.32	\$16.37	\$31,699
21-2011	Clergy	43	\$20.96	\$15.34	\$17.94	\$26.41	\$43,595
29-2010	Clinical Laboratory Technologists and Technicians	144	\$33.81	\$27.06	\$34.39	\$40.13	\$70,337
27-2022	Coaches and Scouts	356					\$42,451
51-9124	Coating, Painting, and Spraying Machine Setters, Operators, and Tenders	91	\$27.12	\$16.97	\$21.06	\$29.83	\$56,402
25-1122	Communications Teachers, Postsecondary	52					\$74,065
21-1099	Community and Social Service Specialists, All Other	43	\$23.24	\$18.70	\$23.19	\$28.08	\$48,345
21-1094	Community Health Workers	148	\$21.60	\$16.04	\$19.93	\$25.31	\$44,944
13-1141	Compensation, Benefits, and Job Analysis Specialists	15	\$31.64	\$27.65	\$31.64	\$36.34	\$65,832
13-1041	Compliance Officers	571	\$38.13	\$28.82	\$41.55	\$45.45	\$79,302
11-3021	Computer and Information Systems Managers	114	\$60.30	\$48.82	\$57.90	\$66.15	\$125,434
15-1241	Computer Network Architects		\$51.43	\$41.55	\$46.21	\$52.43	\$106,966
15-1231	Computer Network Support Specialists	85	\$32.39	\$26.09	\$30.76	\$37.29	\$67,375
51-9161	Computer Numerically Controlled Tool Operators		\$24.90	\$21.56	\$23.60	\$28.61	\$51,792
15-1299	Computer Occupations, All Other	119	\$30.37	\$17.61	\$28.77	\$41.29	\$63,166
15-1251	Computer Programmers	15	\$39.95	\$30.88	\$36.56	\$51.14	\$83,095
25-1021	Computer Science Teachers, Postsecondary	36					\$93,667
15-1211	Computer Systems Analysts	172	\$45.36	\$35.04	\$39.73	\$54.69	\$94,351
15-1232	Computer User Support Specialists	278	\$25.45	\$19.59	\$23.36	\$30.00	\$52,952
49-2011	Computer, Automated Teller, and Office Machine Repairers	57	\$20.73	\$15.50	\$19.23	\$25.09	\$43,118
19-1031	Conservation Scientists		\$27.50	\$25.13	\$28.03	\$29.82	\$57,191
47-4011	Construction and Building Inspectors	77	\$31.72	\$23.55	\$33.27	\$38.30	\$65,960
47-2061	Construction Laborers	1,275	\$23.57	\$18.37	\$22.68	\$27.72	\$49,014
11-9021	Construction Managers	308	\$44.54	\$34.40	\$42.86	\$51.84	\$92,660
49-9012	Control and Valve Installers and Repairers, Except Mechanical Door	27	\$34.15	\$31.50	\$34.54	\$37.59	\$71,046
35-2011	Cooks, Fast Food		\$14.60	\$13.09	\$14.33	\$15.72	\$30,346
35-2012	Cooks, Institution and Cafeteria	197	\$17.86	\$15.67	\$17.69	\$19.88	\$37,154
35-2014	Cooks, Restaurant	892	\$16.15	\$13.79	\$15.86	\$18.34	\$33,580
35-2015	Cooks, Short Order	59	\$15.03	\$13.55	\$14.59	\$16.44	\$31,252
13-1051	Cost Estimators	163	\$31.24	\$25.95	\$30.50	\$36.59	\$64,977
41-2021	Counter and Rental Clerks	478	\$15.65	\$12.86	\$14.15	\$16.59	\$32,541
43-5021	Couriers and Messengers	69	\$16.56	\$14.13	\$16.47	\$18.99	\$34,435
13-2041	Credit Analysts	46	\$33.40	\$25.56	\$34.76	\$39.07	\$69,477
39-9098	Crematory Operators and Personal Care and Service Workers, All Other	106	\$15.23	\$12.37	\$12.48	\$14.34	\$31,685
33-9091	Crossing Guards and Flaggers	37	\$30.30	\$19.46	\$28.90	\$42.34	\$63,040
43-4051	Customer Service Representatives	1,441	\$18.63	\$15.13	\$17.74	\$20.89	\$38,758
51-4031	Cut/Punch/Press Machine Setters/Operators/Tenders, Metal/Plastic	71	\$22.94	\$19.83	\$22.35	\$24.51	\$47,715
43-9021	Data Entry Keyers	25	\$16.31	\$14.26	\$15.66	\$18.18	\$33,913
15-1245	Database Administrators and Architects	14	\$42.72	\$32.07	\$39.44	\$50.19	\$88,846
31-9091	Dental Assistants	338	\$22.31	\$19.31	\$22.48	\$25.11	\$46,404
29-1292	Dental Hygienists	238	\$46.36	\$43.63	\$46.58	\$49.54	\$96,425

SOC code	Bellingham, Washington MSA occupational title	Estimated employment	Average wage	Percentiles			Annual wage
				25th	50th	75th	
51-9081	Dental Laboratory Technicians	28	\$17.75	\$15.33	\$17.71	\$20.11	\$36,918
27-1029	Designers, All Other		\$29.85	\$27.56	\$29.64	\$31.59	\$62,084
33-3021	Detectives and Criminal Investigators	276	\$50.99	\$44.66	\$45.98	\$51.23	\$106,055
29-1031	Dietitians and Nutritionists	40	\$37.32	\$32.99	\$36.67	\$40.36	\$77,630
35-9011	Dining Room and Cafeteria Attendants and Bartender Helpers	266	\$14.69	\$12.63	\$13.08	\$15.09	\$30,562
35-9021	Dishwashers	424	\$14.07	\$12.67	\$13.09	\$15.17	\$29,264
43-5032	Dispatchers, Except Police, Fire, and Ambulance	103	\$27.15	\$17.68	\$23.52	\$31.15	\$56,467
53-3031	Driver/Sales Workers		\$14.63	\$12.84	\$13.53	\$15.64	\$30,434
47-2081	Drywall and Ceiling Tile Installers	187	\$37.20	\$29.63	\$37.52	\$45.99	\$77,385
25-1063	Economics Teachers, Postsecondary	20					\$112,901
27-3041	Editors	70	\$29.12	\$18.89	\$23.84	\$32.08	\$60,572
11-9032	Education Administrators, Kindergarten through Secondary	146					\$115,934
11-9033	Education Administrators, Postsecondary	87	\$50.19	\$37.06	\$44.31	\$57.95	\$104,399
11-9031	Education and Childcare Administrators, Preschool and Daycare	36	\$19.15	\$15.07	\$18.96	\$22.42	\$39,829
25-9099	Educational Instruction and Library Workers, All Other	81	\$25.32	\$19.92	\$24.91	\$30.08	\$52,676
21-1012	Educational, Guidance, and Career Counselors and Advisors	134	\$32.64	\$25.23	\$31.10	\$38.71	\$67,886
17-3023	Electrical and Electronic Engineering Technologists and Technicians	28	\$32.92	\$27.08	\$31.74	\$38.16	\$68,478
49-2094	Electrical and Electronics Repairers, Commercial and Industrial Equipment	37	\$31.99	\$18.27	\$30.34	\$43.03	\$66,538
17-2071	Electrical Engineers	40	\$48.93	\$36.96	\$51.11	\$61.87	\$101,767
49-9051	Electrical Power-Line Installers and Repairers	19	\$46.05	\$44.38	\$47.77	\$50.38	\$95,794
51-2028	Electrical/Electronic/Electromechanical Assemblers Only	193	\$17.17	\$13.89	\$15.43	\$18.66	\$35,720
47-2111	Electricians	729	\$30.18	\$23.11	\$30.46	\$37.00	\$62,787
17-2072	Electronics Engineers, Except Computer		\$43.41	\$41.13	\$44.93	\$48.74	\$90,286
25-2021	Elementary School Teachers, Except Special Education	1,115					\$70,889
43-4061	Eligibility Interviewers, Government Programs	87	\$24.07	\$21.62	\$25.08	\$27.02	\$50,065
25-1032	Engineering Teachers, Postsecondary	45					\$66,353
17-2199	Engineers, All Other	20	\$46.31	\$37.55	\$45.21	\$54.43	\$96,333
25-1123	English Language and Literature Teachers, Postsecondary	108					\$72,932
17-2081	Environmental Engineers	14	\$49.37	\$44.61	\$48.12	\$55.68	\$102,686
19-4042	Environmental Science and Protection Technicians, Including Health	27	\$23.63	\$20.71	\$23.12	\$26.27	\$49,142
19-2041	Environmental Scientists and Specialists, Including Health	82	\$34.90	\$27.97	\$31.86	\$37.04	\$72,594
43-6011	Executive Secretaries and Executive Administrative Assistants	99	\$29.26	\$24.85	\$29.54	\$34.48	\$60,871
39-9031	Exercise Trainers and Group Fitness Instructors	292	\$24.17	\$15.09	\$24.45	\$29.87	\$50,267
51-4021	Extruding & Drawing Machine Setters, Operators, & Tenders, Metal & Plastic		\$18.34	\$15.20	\$17.68	\$21.20	\$38,137
51-6091	Extruding/Forming Machine Setters/Operators/Tenders, Synthetic/Glass	78	\$18.60	\$14.75	\$20.00	\$22.30	\$38,691
29-1215	Family Medicine Physicians	21					
45-2092	Farmworkers and Laborers, Crop, Nursery, and Greenhouse	92	\$14.05	\$12.57	\$13.00	\$14.98	\$29,225
45-2093	Farmworkers, Farm, Ranch, and Aquacultural Animals	26	\$14.55	\$12.63	\$13.73	\$15.78	\$30,245
35-3023	Fast Food and Counter Workers	3,828	\$13.61	\$12.57	\$12.91	\$14.23	\$28,296
51-2051	Fiberglass Laminators and Fabricators	40	\$20.78	\$17.19	\$19.50	\$24.51	\$43,229
13-2098	Financial and Investment Analysts, Financial Risk Specialists, All Other	107	\$34.77	\$22.39	\$27.09	\$37.30	\$72,318
11-3031	Financial Managers	209	\$55.31	\$43.38	\$52.31	\$64.60	\$115,059
33-2011	Firefighters	246	\$34.36	\$29.63	\$34.30	\$39.58	\$71,476
47-1011	First-Line Supervisors of Construction Trades and Extraction Workers	644	\$36.60	\$27.27	\$35.51	\$45.45	\$76,128

SOC code	Bellingham, Washington MSA occupational title	Estimated employment	Average wage	Percentiles			Annual wage
				25th	50th	75th	
45-1011	First-Line Supervisors of Farming, Fishing, and Forestry Workers	20	\$26.19	\$14.64	\$22.73	\$37.05	\$54,474
33-1021	First-Line Supervisors of Firefighting and Prevention Workers	67	\$44.76	\$40.67	\$43.75	\$48.41	\$93,087
35-1012	First-Line Supervisors of Food Preparation and Serving Workers	625	\$19.41	\$14.49	\$18.08	\$23.34	\$40,379
39-1013	First-Line Supervisors of Gambling Services Workers	25	\$26.24	\$19.99	\$25.72	\$30.14	\$54,563
37-1011	First-Line Supervisors of Housekeeping and Janitorial Workers	90	\$24.00	\$18.35	\$22.69	\$28.94	\$49,917
37-1012	First-Line Sprvs. of Landscaping, Lawn Service, and Groundskeeping Workers		\$28.97	\$26.00	\$28.06	\$30.21	\$60,238
49-1011	First-Line Supervisors of Mechanics, Installers, and Repairers	316	\$38.15	\$30.90	\$37.02	\$45.13	\$79,346
41-1012	First-Line Supervisors of Non-Retail Sales Workers	88	\$36.00	\$28.82	\$35.14	\$39.60	\$74,871
43-1011	First-Line Supervisors of Office and Administrative Support Workers	769	\$30.02	\$25.06	\$29.68	\$34.92	\$62,449
33-1012	First-Line Supervisors of Police and Detectives	65	\$55.42	\$45.77	\$51.51	\$62.47	\$115,275
51-1011	First-Line Supervisors of Production and Operating Workers	600	\$32.63	\$24.05	\$30.75	\$38.74	\$67,865
41-1011	First-Line Supervisors of Retail Sales Workers	718	\$23.11	\$17.43	\$20.14	\$25.44	\$48,057
27-1023	Floral Designers	42	\$16.17	\$13.27	\$14.69	\$18.76	\$33,636
51-3092	Food Batchmakers	266	\$15.95	\$13.82	\$15.52	\$17.92	\$33,169
35-2021	Food Preparation Workers	380	\$15.81	\$13.31	\$15.16	\$17.90	\$32,880
35-3041	Food Servers, Nonrestaurant	184	\$13.61	\$12.61	\$12.87	\$13.21	\$28,296
11-9051	Food Service Managers	57	\$41.24	\$32.32	\$39.26	\$46.22	\$85,788
25-1124	Foreign Language and Literature Teachers, Postsecondary	33					\$88,192
13-1131	Fundraisers	51	\$24.16	\$18.09	\$24.65	\$29.68	\$50,255
33-9031	Gambling Surveillance Officers and Gambling Investigators	16					
11-1021	General and Operations Managers	1,126	\$55.73	\$34.38	\$47.92	\$67.88	\$115,934
19-2042	Geoscientists, Except Hydrologists and Geographers		\$41.06	\$33.19	\$38.38	\$45.37	\$85,403
47-2121	Glaziers		\$30.07	\$22.01	\$27.37	\$41.43	\$62,540
27-1024	Graphic Designers	202	\$22.88	\$17.29	\$22.35	\$27.80	\$47,600
51-4033	Grind/Lap/Polish/Buff. Mach. Tool Setters, Oprs., & Tenders, Metal & Plastic	15	\$22.05	\$18.07	\$20.84	\$24.63	\$45,882
51-9022	Grinding and Polishing Workers, Hand	28	\$17.32	\$14.48	\$17.06	\$19.87	\$36,037
39-5012	Hairdressers, Hairstylists, and Cosmetologists	169	\$19.23	\$13.24	\$16.03	\$25.35	\$39,997
21-1091	Health Education Specialists	18	\$28.26	\$22.86	\$26.80	\$30.57	\$58,784
29-9098	Health Info Techs. & Practitioners/Reg. Med./Surg. Assts./Technical, All Other	15	\$37.30	\$20.41	\$46.88	\$49.49	\$77,600
21-1022	Healthcare Social Workers	123	\$25.85	\$20.67	\$24.48	\$29.78	\$53,779
31-9099	Healthcare Support Workers, All Other	49	\$22.82	\$20.43	\$22.90	\$25.16	\$47,455
49-9021	Heating, Air Conditioning, and Refrigeration Mechanics and Installers	193	\$30.01	\$23.07	\$28.77	\$37.05	\$62,428
53-3032	Heavy and Tractor-Trailer Truck Drivers	1,004	\$26.55	\$22.22	\$25.79	\$30.63	\$55,217
49-9098	Helpers-Installation, Maintenance, and Repair Workers	48	\$16.67	\$14.09	\$16.10	\$18.28	\$34,685
51-9198	Helpers-Production Workers		\$16.50	\$13.02	\$15.80	\$18.95	\$34,316
47-4051	Highway Maintenance Workers	92	\$28.46	\$24.60	\$27.72	\$32.73	\$59,203
31-1120	Home Health and Personal Care Aides	1,181	\$14.33	\$13.25	\$14.20	\$15.17	\$29,810
35-9031	Hosts and Hostesses, Restaurant, Lounge, and Coffee Shop	90	\$14.80	\$12.79	\$14.19	\$16.64	\$30,778
43-4081	Hotel, Motel, and Resort Desk Clerks	338	\$13.71	\$12.72	\$13.64	\$14.68	\$28,515
43-4161	Human Resources Assistants, Except Payroll and Timekeeping	43	\$20.50	\$17.90	\$20.53	\$23.30	\$42,629
11-3121	Human Resources Managers	48	\$55.68	\$46.17	\$53.72	\$64.89	\$115,812
13-1071	Human Resources Specialists	244	\$30.25	\$24.22	\$29.44	\$35.89	\$62,910
17-2112	Industrial Engineers	164	\$40.55	\$31.98	\$41.91	\$48.24	\$84,351
49-9041	Industrial Machinery Mechanics	262	\$24.06	\$19.05	\$23.00	\$28.32	\$50,049
11-3051	Industrial Production Managers	123	\$60.44	\$44.58	\$57.48	\$70.57	\$125,708

SOC code	Bellingham, Washington MSA occupational title	Estimated employment	Average wage	Percentiles			Annual wage
				25th	50th	75th	
53-7051	Industrial Truck and Tractor Operators	298	\$20.96	\$17.35	\$19.86	\$24.61	\$43,593
43-4199	Information and Record Clerks, All Other	57	\$20.39	\$15.58	\$19.66	\$23.89	\$42,424
15-1212	Information Security Analysts		\$51.95	\$40.33	\$50.90	\$61.44	\$108,049
51-9061	Inspectors, Testers, Sorters, Samplers, and Weighers	329	\$22.75	\$17.49	\$20.41	\$25.15	\$47,326
49-9099	Installation, Maintenance, and Repair Workers, All Other	42	\$23.32	\$17.91	\$25.25	\$28.31	\$48,495
25-9031	Instructional Coordinators	108	\$28.67	\$18.15	\$26.83	\$36.09	\$59,642
47-2131	Insulation Workers, Floor, Ceiling, and Wall		\$25.59	\$23.09	\$25.41	\$28.21	\$53,228
43-9041	Insurance Claims and Policy Processing Clerks	59	\$20.46	\$17.30	\$20.08	\$23.54	\$42,568
41-3021	Insurance Sales Agents	235	\$31.97	\$21.32	\$28.64	\$37.30	\$66,499
37-2011	Janitors and Cleaners, Except Maids and Housekeeping Cleaners	2,003	\$16.42	\$12.88	\$14.82	\$18.95	\$34,147
23-1023	Judges, Magistrate Judges, and Magistrates	22	\$59.58	\$42.85	\$59.25	\$75.40	\$123,932
25-2012	Kindergarten Teachers, Except Special Education	225					\$63,779
13-1075	Labor Relations Specialists	57	\$28.19	\$26.60	\$28.27	\$29.95	\$58,634
53-7062	Laborers and Freight, Stock, and Material Movers, Hand	1,393	\$16.97	\$13.85	\$15.79	\$18.87	\$35,297
17-1012	Landscape Architects		\$22.56	\$14.27	\$26.10	\$29.67	\$46,936
37-3011	Landscaping and Groundskeeping Workers	508	\$16.63	\$13.95	\$16.17	\$18.60	\$34,590
51-6011	Laundry and Dry-Cleaning Workers	140	\$14.10	\$12.75	\$13.74	\$14.81	\$29,328
23-1011	Lawyers	147	\$45.59	\$31.75	\$39.28	\$57.08	\$94,831
43-6012	Legal Secretaries and Administrative Assistants	62	\$23.41	\$17.74	\$23.18	\$28.29	\$48,703
11-1031	Legislators	44					
25-4022	Librarians and Media Collections Specialists	85	\$37.83	\$29.75	\$37.67	\$46.11	\$78,692
43-4121	Library Assistants, Clerical	60	\$15.71	\$13.53	\$14.56	\$17.06	\$32,684
25-4031	Library Technicians	81	\$17.93	\$13.17	\$15.29	\$22.70	\$37,293
29-2061	Licensed Practical and Licensed Vocational Nurses	242	\$24.73	\$22.03	\$24.24	\$27.37	\$51,430
53-3033	Light Truck Drivers	485	\$21.33	\$15.95	\$19.55	\$25.29	\$44,370
43-4131	Loan Interviewers and Clerks	56	\$21.62	\$18.01	\$20.45	\$25.61	\$44,975
13-2072	Loan Officers	239	\$30.47	\$16.41	\$24.59	\$37.12	\$63,379
11-9081	Lodging Managers	22	\$38.91	\$31.80	\$35.75	\$42.80	\$80,931
45-4022	Logging Equipment Operators	53	\$27.56	\$25.41	\$28.24	\$30.65	\$57,307
45-4029	Logging Workers, All Other	48	\$25.56	\$21.48	\$25.29	\$29.75	\$53,166
13-1081	Logisticians	21	\$31.13	\$24.18	\$31.83	\$36.80	\$64,753
53-7063	Machine Feeders and Offbearers		\$16.97	\$16.04	\$17.44	\$18.85	\$35,308
51-4041	Machinists	361	\$25.50	\$20.43	\$24.22	\$29.49	\$53,022
37-2012	Maids and Housekeeping Cleaners	640	\$13.85	\$12.72	\$13.38	\$14.66	\$28,811
43-9051	Mail Clerks and Mail Machine Operators, Except Postal Service		\$16.15	\$12.75	\$16.48	\$18.45	\$33,585
49-9071	Maintenance and Repair Workers, General	1,129	\$21.46	\$15.80	\$20.28	\$26.29	\$44,621
13-1111	Management Analysts	151	\$39.65	\$28.19	\$36.52	\$53.09	\$82,458
39-5092	Manicurists and Pedicurists		\$18.80	\$14.32	\$20.53	\$22.63	\$39,101
13-1161	Market Research Analysts and Marketing Specialists	366	\$28.64	\$18.02	\$25.65	\$34.84	\$59,561
11-2021	Marketing Managers	64	\$71.62	\$45.40	\$61.27	\$88.77	\$148,962
31-9011	Massage Therapists	156	\$31.14	\$28.11	\$30.91	\$34.54	\$64,760
25-1022	Mathematical Science Teachers, Postsecondary	60					\$82,502
51-3022	Meat, Poultry, and Fish Cutters and Trimmers		\$15.61	\$12.97	\$14.91	\$17.56	\$32,462
17-3013	Mechanical Drafters	30	\$26.57	\$20.35	\$25.47	\$32.78	\$55,260
17-3027	Mechanical Engineering Technologists and Technicians		\$30.02	\$19.22	\$29.95	\$38.59	\$62,451

SOC code	Bellingham, Washington MSA occupational title	Estimated employment	Average wage	Percentiles			Annual wage
				25th	50th	75th	
17-2141	Mechanical Engineers	179	\$45.80	\$34.76	\$42.60	\$55.32	\$95,260
11-9111	Medical and Health Services Managers	124	\$44.66	\$35.96	\$41.79	\$49.33	\$92,884
31-9092	Medical Assistants	391	\$20.88	\$18.09	\$20.30	\$23.35	\$43,438
29-2098	Medical Dosimetrists/ Med. Rcrds./Health Technologists/Technicians, All Other	143	\$21.58	\$19.07	\$21.73	\$24.24	\$44,882
43-6013	Medical Secretaries and Administrative Assistants	183	\$18.30	\$15.65	\$17.89	\$20.81	\$38,082
31-9094	Medical Transcriptionists	18	\$21.89	\$19.55	\$22.36	\$24.56	\$45,519
13-1121	Meeting, Convention, and Event Planners	72	\$25.63	\$19.67	\$24.34	\$32.48	\$53,299
21-1023	Mental Health and Substance Abuse Social Workers	27	\$28.30	\$26.09	\$29.19	\$31.95	\$58,876
43-5041	Meter Readers, Utilities		\$23.20	\$18.68	\$22.33	\$27.13	\$48,263
25-2022	Middle School Teachers, Except Special and Career/Technical Education	200					\$74,392
49-9044	Millwrights	79	\$29.56	\$27.52	\$29.44	\$31.38	\$61,477
51-2090	Miscellaneous Assemblers and Fabricators	701	\$18.64	\$14.84	\$17.90	\$21.94	\$38,783
47-4090	Miscellaneous Construction and Related Workers		\$17.05	\$13.81	\$16.64	\$18.78	\$35,468
33-1090	Miscellaneous First-Line Supervisors, Protective Service Workers	53	\$24.48	\$15.26	\$23.96	\$30.41	\$50,926
51-9023	Mixing and Blending Machine Setters, Operators, and Tenders	121	\$20.27	\$15.28	\$20.51	\$24.13	\$42,163
49-3042	Mobile Heavy Equipment Mechanics, Except Engines	66	\$26.01	\$19.49	\$24.99	\$30.75	\$54,087
51-9195	Molders, Shapers, and Casters, Except Metal and Plastic	14	\$19.60	\$16.46	\$18.58	\$22.55	\$40,770
51-4072	Molding/Coremaking/ Casting Mach. Setters/Oprs. & Tenders/Metal & Plastic	117	\$22.56	\$21.46	\$23.19	\$24.91	\$46,926
53-3099	Motor Vehicle Operators, All Other	46	\$17.20	\$14.27	\$16.39	\$18.57	\$35,774
49-3051	Motorboat Mechanics and Service Technicians	62	\$26.27	\$19.29	\$26.97	\$29.83	\$54,649
51-4081	Multiple Machine Tool Setters, Operators, and Tenders, Metal and Plastic	38	\$18.91	\$14.62	\$18.21	\$22.88	\$39,336
11-9121	Natural Sciences Managers	13	\$49.95	\$46.04	\$50.44	\$54.03	\$103,890
15-1244	Network and Computer Systems Administrators	103	\$38.30	\$32.43	\$37.71	\$44.70	\$79,673
43-4141	New Accounts Clerks		\$19.51	\$17.47	\$19.33	\$21.97	\$40,581
27-3023	News Analysts, Reporters, and Journalists	16	\$17.15	\$12.28	\$12.37	\$17.54	\$35,679
29-1171	Nurse Practitioners	48	\$52.84	\$45.65	\$51.16	\$60.52	\$109,918
31-1131	Nursing Assistants	820	\$16.20	\$13.89	\$15.67	\$18.32	\$33,704
25-1072	Nursing Instructors and Teachers, Postsecondary	41					\$79,162
19-5011	Occupational Health and Safety Specialists	60	\$37.33	\$31.42	\$36.27	\$42.66	\$77,651
29-1122	Occupational Therapists	77	\$44.04	\$35.15	\$43.20	\$51.79	\$91,614
43-9199	Office and Administrative Support Workers, All Other	218	\$19.52	\$15.46	\$18.87	\$22.90	\$40,612
43-9061	Office Clerks, General	2,358	\$19.95	\$15.54	\$18.44	\$22.94	\$41,492
43-9071	Office Machine Operators, Except Computer	21	\$18.63	\$15.47	\$18.88	\$22.14	\$38,747
47-2073	Operating Engineers and Other Construction Equipment Operators	341	\$37.13	\$28.91	\$35.53	\$45.00	\$77,220
29-2081	Opticians, Dispensing	52	\$20.74	\$17.13	\$19.42	\$24.89	\$43,115
29-1041	Optometrists	35	\$69.35	\$57.30	\$71.04	\$85.61	\$144,239
43-4151	Order Clerks		\$16.61	\$15.54	\$16.98	\$18.42	\$34,548
51-9111	Packaging and Filling Machine Operators and Tenders	249	\$17.19	\$14.31	\$16.57	\$19.64	\$35,761
53-7064	Packers and Packagers, Hand	505	\$15.64	\$13.24	\$14.62	\$16.82	\$32,529
47-2141	Painters, Construction and Maintenance	280	\$22.80	\$17.55	\$19.36	\$28.64	\$47,428
23-2011	Paralegals and Legal Assistants	140	\$28.80	\$24.70	\$28.37	\$31.71	\$59,918
53-6021	Parking Attendants		\$14.00	\$12.47	\$13.70	\$14.93	\$29,107
41-2022	Parts Salespersons	109	\$19.92	\$16.22	\$19.09	\$23.77	\$41,424
53-3058	Passenger Vehicle Drivers, Except Bus Drivers, Transit and Intercity	335	\$20.79	\$19.01	\$21.79	\$23.92	\$43,250
43-3051	Payroll and Timekeeping Clerks	80	\$26.35	\$21.56	\$25.09	\$29.60	\$54,808

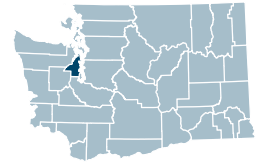
SOC code	Bellingham, Washington MSA occupational title	Estimated employment	Average wage	Percentiles			Annual wage
				25th	50th	75th	
13-2052	Personal Financial Advisors	88	\$44.80	\$19.59	\$40.54	\$65.70	\$93,189
11-9198	Pers. Svcs. Mgrs., All Other; Entmt./Recr. Mgrs., Exc. Gambling; & Mgrs., All Other	340	\$50.99	\$44.02	\$54.03	\$58.66	\$106,048
39-1098	Personal Svcs. & Entmt. & Recr. Supervisors, Except Gambling Services	138	\$18.15	\$14.68	\$16.99	\$20.29	\$37,752
29-1051	Pharmacists	144	\$68.61	\$62.78	\$70.46	\$77.59	\$142,707
31-9095	Pharmacy Aides	64	\$16.11	\$13.81	\$15.24	\$17.94	\$33,508
29-2052	Pharmacy Technicians	162	\$21.13	\$17.94	\$21.15	\$24.22	\$43,963
31-9097	Phlebotomists	137	\$20.07	\$17.81	\$19.59	\$22.01	\$41,749
31-2022	Physical Therapist Aides	30	\$12.99	\$12.49	\$12.68	\$13.20	\$27,019
31-2021	Physical Therapist Assistants	50	\$32.07	\$27.43	\$30.86	\$36.75	\$66,697
29-1123	Physical Therapists	101	\$39.35	\$33.25	\$38.85	\$46.50	\$81,849
29-1071	Physician Assistants	38	\$54.59	\$37.29	\$48.96	\$66.57	\$113,534
29-1228	Physicians, All Other and Ophthalmologists, Except Pediatric	142	\$107.52	\$69.82			\$223,636
25-1054	Physics Teachers, Postsecondary	18					\$77,538
47-2151	Pipelayers		\$35.26	\$33.37	\$35.75	\$38.13	\$73,346
47-2152	Plumbers, Pipefitters, and Steamfitters	410	\$32.99	\$20.60	\$30.11	\$42.19	\$68,608
33-3051	Police and Sheriff's Patrol Officers	298	\$39.71	\$35.24	\$40.64	\$46.63	\$82,591
25-1065	Political Science Teachers, Postsecondary	20					\$82,605
43-5051	Postal Service Clerks	56	\$23.95	\$19.02	\$23.27	\$29.91	\$49,799
43-5052	Postal Service Mail Carriers	224	\$24.22	\$18.22	\$22.22	\$31.71	\$50,393
43-5053	Postal Service Mail Sorters, Processors, and Processing Machine Operators	10	\$26.30	\$22.34	\$26.59	\$29.92	\$54,705
25-1199	Postsecondary Teachers, All Other	31					\$88,999
25-2011	Preschool Teachers, Except Special Education	327	\$15.18	\$12.99	\$14.46	\$16.60	\$31,583
51-6021	Pressers, Textile, Garment, and Related Materials	46	\$15.06	\$12.73	\$14.67	\$17.39	\$31,315
51-5113	Print Binding and Finishing Workers	19	\$15.69	\$13.81	\$15.45	\$17.07	\$32,647
51-5112	Printing Press Operators		\$18.73	\$13.23	\$16.82	\$22.38	\$38,947
21-1092	Probation Officers and Correctional Treatment Specialists	54	\$32.45	\$28.88	\$33.08	\$36.94	\$67,508
43-3061	Procurement Clerks	13	\$25.32	\$22.45	\$24.78	\$28.67	\$52,657
27-2012	Producers and Directors	30					
51-9199	Production Workers, All Other	121	\$14.56	\$12.43	\$13.40	\$15.15	\$30,280
43-5061	Production, Planning, and Expediting Clerks	236	\$23.77	\$16.17	\$22.55	\$28.45	\$49,461
13-1198	Project Mgmt. Specialists and Business Operations Specialists, All Other	672	\$31.90	\$24.68	\$29.66	\$38.59	\$66,341
11-9141	Property, Real Estate, and Community Association Managers	48	\$43.00	\$30.60	\$43.68	\$55.26	\$89,432
33-0000	Protective Service Occupations	1,843	\$31.64	\$15.82	\$31.67	\$44.66	\$65,821
29-1223	Psychiatrists		\$40.91	\$23.52	\$33.83	\$38.80	\$85,097
25-1066	Psychology Teachers, Postsecondary	60					\$80,878
11-2030	Public Relations and Fundraising Managers		\$53.93	\$40.73	\$48.20	\$61.96	\$112,177
27-3031	Public Relations Specialists	85	\$28.47	\$24.49	\$29.62	\$34.91	\$59,203
11-3061	Purchasing Managers	17	\$53.00	\$38.33	\$53.05	\$65.42	\$110,243
41-9022	Real Estate Sales Agents	91	\$27.31	\$19.58	\$24.67	\$33.96	\$56,815
43-4171	Receptionists and Information Clerks	850	\$16.39	\$13.80	\$15.77	\$18.57	\$34,077
39-9032	Recreation Workers	177	\$17.95	\$14.00	\$16.77	\$20.50	\$37,340
53-7081	Refuse and Recyclable Material Collectors	58	\$27.18	\$22.02	\$25.91	\$33.74	\$56,544
29-1141	Registered Nurses		\$29.12	\$26.09	\$28.74	\$31.41	\$60,572
21-1015	Rehabilitation Counselors	118	\$21.82	\$15.82	\$18.65	\$27.01	\$45,373
43-4181	Reservation and Transportation Ticket Agents and Travel Clerks		\$17.72	\$16.92	\$18.20	\$19.48	\$36,853

SOC code	Bellingham, Washington MSA occupational title	Estimated employment	Average wage	Percentiles			Annual wage
				25th	50th	75th	
39-9041	Residential Advisors	38	\$19.08	\$15.76	\$18.62	\$22.24	\$39,668
29-1126	Respiratory Therapists		\$34.25	\$28.83	\$32.49	\$39.20	\$71,226
41-2031	Retail Salespersons	3,589	\$16.32	\$12.96	\$14.46	\$17.38	\$33,937
47-2181	Roofers	198	\$22.39	\$17.35	\$21.08	\$27.82	\$46,563
11-2022	Sales Managers	158	\$57.91	\$41.91	\$53.86	\$68.93	\$120,465
41-3091	Sales Reps. of Svcs., Exc. Advertising, Insurance, Financial Svcs., & Travel	278	\$25.17	\$17.47	\$24.53	\$30.85	\$52,358
41-4012	Sales Reps./Wholesale/Manufacturing, Except Technical/Scientific Products	1,087	\$40.47	\$22.21	\$34.13	\$48.61	\$84,160
41-4011	Sales Reps./Wholesale/Manufacturing, Technical/Scientific Products	68	\$39.28	\$21.41	\$38.98	\$49.75	\$81,692
51-7041	Sawing Machine Setters, Operators, and Tenders, Wood	166	\$16.85	\$14.20	\$16.78	\$19.05	\$35,044
33-9098	School Bus Monitors and Protective Service Workers, All Other	151	\$20.77	\$17.39	\$19.11	\$22.74	\$43,191
25-2031	Secondary School Teachers, Except Special and Career/Technical Education	333					\$78,764
43-6014	Secretaries and Admin. Assistants, Except Legal, Medical, and Executive	1,109	\$19.80	\$16.42	\$19.42	\$23.12	\$41,175
41-3031	Securities, Commodities, and Financial Services Sales Agents	162	\$29.92	\$19.40	\$24.43	\$36.55	\$62,219
33-9032	Security Guards	416	\$14.87	\$13.04	\$14.07	\$15.14	\$30,943
25-3021	Self-Enrichment Teachers	189	\$21.35	\$13.34	\$18.20	\$31.00	\$44,402
51-9012	Separating & Filtering Machine Setters/Operators/Tenders	90	\$17.18	\$14.52	\$16.12	\$19.25	\$35,730
47-4071	Septic Tank Servicers and Sewer Pipe Cleaners	72	\$25.38	\$21.95	\$26.07	\$29.27	\$52,805
51-6031	Sewing Machine Operators	33	\$17.56	\$15.46	\$17.57	\$19.70	\$36,509
47-2211	Sheet Metal Workers	164	\$29.80	\$19.39	\$24.90	\$39.83	\$61,984
43-5071	Shipping, Receiving, and Inventory Clerks	424	\$18.91	\$15.29	\$18.01	\$21.59	\$39,331
39-5094	Skincare Specialists	57	\$19.32	\$12.94	\$14.72	\$25.59	\$40,193
11-9151	Social and Community Service Managers	141	\$29.13	\$21.02	\$24.20	\$35.15	\$60,589
21-1093	Social and Human Service Assistants	495	\$20.50	\$16.84	\$18.91	\$24.78	\$42,646
19-3099	Social Scientists and Related Workers, All Other	17	\$49.15	\$42.38	\$53.21	\$57.31	\$102,247
25-1067	Sociology Teachers, Postsecondary	17					\$83,738
15-1256	Software Developers and Software Quality Assur. Analysts and Testers	463	\$51.52	\$36.13	\$51.25	\$64.96	\$107,160
25-2052	Special Education Teachers, Kindergarten and Elementary School	122					\$76,139
25-2057	Special Education Teachers, Middle School	27					\$76,813
25-2051	Special Education Teachers, Preschool						\$70,409
25-2058	Special Education Teachers, Secondary School	50					\$78,652
29-1127	Speech-Language Pathologists	122	\$38.78	\$32.49	\$37.90	\$45.61	\$80,664
51-8021	Stationary Engineers and Boiler Operators	12	\$28.60	\$25.67	\$28.93	\$33.59	\$59,496
53-7065	Stockers and Order Fillers	1,037	\$16.52	\$13.14	\$14.94	\$19.25	\$34,354
47-2221	Structural Iron and Steel Workers	86	\$36.38	\$28.11	\$36.93	\$45.24	\$75,675
21-1018	Substance Abuse, Behavioral Disorder, and Mental Health Counselors	325	\$27.59	\$18.04	\$25.21	\$31.22	\$57,375
25-3031	Substitute Teachers, Short-Term	548	\$17.96	\$16.04	\$17.62	\$19.31	\$37,344
29-2055	Surgical Technologists		\$27.56	\$22.47	\$25.40	\$30.67	\$57,324
17-3031	Surveying and Mapping Technicians	37	\$25.62	\$18.92	\$25.59	\$30.85	\$53,289
17-1022	Surveyors	13	\$38.08	\$34.59	\$36.97	\$39.35	\$79,203
43-2011	Switchboard Operators, Including Answering Service		\$20.35	\$16.64	\$18.59	\$21.11	\$42,332
47-2082	Tapers	84	\$27.62	\$22.00	\$27.30	\$32.30	\$57,441
13-2081	Tax Examiners and Collectors, and Revenue Agents	29	\$31.78	\$28.13	\$30.29	\$35.65	\$66,087
25-9045	Teaching Assistants, Except Postsecondary	1,236					\$37,559
49-2022	Telecommunications Equip. Installers and Repairers, Exc. Line Installers	122	\$34.52	\$32.45	\$35.08	\$37.77	\$71,812
43-3071	Tellers	499	\$16.83	\$14.95	\$16.76	\$18.68	\$35,009

SOC code	Bellingham, Washington MSA occupational title	Estimated employment	Average wage	Percentiles			Annual wage
				25th	50th	75th	
51-6064	Textile Wind/Twist/Draw-Out Machine Setters, Operators and Tenders	105					
49-3093	Tire Repairers and Changers		\$15.81	\$13.05	\$15.13	\$17.87	\$32,885
39-7010	Tour and Travel Guides		\$13.81	\$12.69	\$13.01	\$13.68	\$28,739
13-1151	Training and Development Specialists	127	\$31.07	\$22.17	\$27.27	\$35.95	\$64,641
33-9093	Transportation Security Screeners	50	\$20.43	\$17.70	\$20.43	\$20.99	\$42,480
11-3071	Transportation, Storage, and Distribution Managers	27	\$49.10	\$33.89	\$40.63	\$49.62	\$102,149
53-1047	Transportation/Material Moving Supervisors/No Cargo Handlers	247	\$27.14	\$18.22	\$24.83	\$32.98	\$56,440
25-3097	Tutors and Teachers and Instructors, All Other	32					\$48,080
19-3051	Urban and Regional Planners	64	\$38.42	\$33.39	\$38.09	\$44.75	\$79,918
29-1131	Veterinarians	61	\$48.31	\$42.75	\$47.13	\$53.21	\$100,490
31-9096	Veterinary Assistants and Laboratory Animal Caretakers	139	\$18.69	\$16.20	\$18.29	\$21.82	\$38,864
29-2056	Veterinary Technologists and Technicians	36	\$22.08	\$19.73	\$21.68	\$23.66	\$45,935
35-3031	Waiters and Waitresses	1,798	\$20.24	\$14.31	\$16.88	\$23.38	\$42,099
51-8031	Water and Wastewater Treatment Plant and System Operators	80	\$32.34	\$27.98	\$33.97	\$37.52	\$67,271
15-1257	Web Developers and Digital Interface Designers	62	\$37.94	\$25.17	\$32.59	\$47.83	\$78,907
43-5111	Weighers, Measurers, Checkers, and Samplers, Recordkeeping	50	\$19.97	\$16.94	\$18.91	\$23.01	\$41,533
51-4121	Welders, Cutters, Solderers, and Brazers	378	\$25.54	\$20.75	\$24.93	\$29.61	\$53,124
51-7042	Woodworking Machine Setters, Operators, and Tenders, Except Sawing	163	\$17.03	\$13.96	\$15.99	\$19.42	\$35,423
27-3043	Writers and Authors	48	\$19.75	\$17.19	\$19.15	\$22.37	\$41,083
19-1023	Zoologists and Wildlife Biologists		\$46.00	\$32.39	\$44.29	\$60.41	\$95,669

Bremerton-Silverdale, Washington MSA

2020 Occupational Employment and Wage Estimates Includes Kitsap County



SOC code	Bremerton-Silverdale, Washington MSA occupational title	Estimated employment	Average wage	Percentiles			Annual wage
				25th	50th	75th	
13-2011	Accountants and Auditors	504	\$37.48	\$27.20	\$32.47	\$41.70	\$77,938
29-1298	Acupuncturists & Healthcare Diagnosing or Treating Practitioners, All Other	16	\$40.39	\$26.76	\$31.03	\$42.39	\$84,014
11-3010	Administrative Services and Facilities Managers	69	\$53.87	\$44.15	\$51.16	\$60.31	\$112,055
41-3011	Advertising Sales Agents		\$30.28	\$23.88	\$30.81	\$37.54	\$62,990
39-3091	Amusement and Recreation Attendants	100	\$13.23	\$12.43	\$12.88	\$13.63	\$27,503
39-2021	Animal Caretakers	192	\$13.90	\$12.63	\$12.98	\$15.00	\$28,904
17-1011	Architects, Except Landscape and Naval	105	\$38.20	\$30.77	\$36.07	\$43.75	\$79,459
17-3011	Architectural and Civil Drafters		\$28.23	\$23.18	\$28.19	\$33.45	\$58,723
11-9041	Architectural and Engineering Managers	96	\$68.39	\$60.21	\$66.80	\$72.23	\$142,233
53-6031	Automotive and Watercraft Service Attendants	125	\$15.03	\$13.56	\$14.67	\$16.07	\$31,253
49-3021	Automotive Body and Related Repairers		\$22.25	\$14.45	\$18.39	\$25.83	\$46,287
49-3023	Automotive Service Technicians and Mechanics	400	\$24.61	\$19.87	\$23.83	\$28.99	\$51,173
51-3011	Bakers	119	\$17.68	\$14.07	\$17.09	\$19.68	\$36,765
35-3011	Bartenders	314	\$16.90	\$12.75	\$13.75	\$21.27	\$35,146
43-3021	Billing and Posting Clerks	263	\$22.27	\$17.05	\$19.61	\$27.16	\$46,317
19-1029	Biological Scientists, All Other	29	\$44.41	\$36.73	\$43.76	\$50.81	\$92,370
19-4021	Biological Technicians	65	\$23.25	\$19.19	\$22.61	\$25.47	\$48,366
43-3031	Bookkeeping, Accounting, and Auditing Clerks	769	\$21.46	\$17.24	\$21.00	\$25.57	\$44,637
49-3031	Bus and Truck Mechanics and Diesel Engine Specialists	95	\$32.25	\$27.29	\$32.60	\$37.50	\$67,090
53-3052	Bus Drivers, Transit and Intercity	247	\$24.55	\$22.15	\$25.20	\$28.95	\$51,079
51-3021	Butchers and Meat Cutters		\$21.87	\$17.95	\$22.60	\$26.16	\$45,492
13-1020	Buyers and Purchasing Agents	343	\$34.62	\$24.57	\$30.65	\$44.25	\$72,002
51-7011	Cabinetmakers and Bench Carpenters		\$27.04	\$25.46	\$27.76	\$30.00	\$56,259
17-3098	Calibration & Engineering Technologists & Technicians, Exc. Drafters, All Other	973	\$42.54	\$38.04	\$42.99	\$46.89	\$88,498
53-5021	Captains, Mates, and Pilots of Water Vessels	40	\$50.92	\$40.36	\$53.10	\$55.77	\$105,923
25-2023	Career/Technical Education Teachers, Middle School	17					\$76,129
25-1194	Career/Technical Education Teachers, Postsecondary	167	\$29.38	\$21.66	\$24.46	\$33.14	\$61,093
25-2032	Career/Technical Education Teachers, Secondary School	97					\$74,178
47-2031	Carpenters	907	\$30.25	\$25.94	\$29.95	\$34.27	\$62,911
47-2041	Carpet Installers	39	\$20.57	\$16.95	\$19.75	\$23.90	\$42,792
41-2011	Cashiers	2,642	\$15.74	\$12.96	\$14.37	\$16.36	\$32,750
35-1011	Chefs and Head Cooks		\$31.49	\$24.34	\$30.26	\$38.37	\$65,502
11-1011	Chief Executives	25	\$95.35	\$68.77	\$89.37		\$198,332
21-1021	Child, Family, and School Social Workers	238	\$27.22	\$22.18	\$28.78	\$32.56	\$56,619
39-9011	Childcare Workers	154	\$16.19	\$12.62	\$14.45	\$17.92	\$33,683
29-1011	Chiropractors	27	\$48.86	\$32.46	\$37.36	\$46.19	\$101,624
17-3022	Civil Engineering Technologists and Technicians	64	\$34.04	\$31.85	\$34.24	\$37.36	\$70,817
17-2051	Civil Engineers	217	\$44.96	\$37.79	\$44.86	\$50.81	\$93,524
13-1031	Claims Adjusters, Examiners, and Investigators	40	\$38.80	\$34.67	\$37.92	\$44.14	\$80,717
53-7061	Cleaners of Vehicles and Equipment	229	\$15.61	\$12.68	\$13.17	\$16.68	\$32,456

SOC code	Bremerton-Silverdale, Washington MSA occupational title	Estimated employment	Average wage	Percentiles			Annual wage
				25th	50th	75th	
21-2011	Clergy	28					
29-2010	Clinical Laboratory Technologists and Technicians		\$23.18	\$19.23	\$22.22	\$24.92	\$48,212
19-3031	Clinical, Counseling, and School Psychologists	104	\$31.26	\$22.63	\$28.22	\$38.07	\$65,015
27-2022	Coaches and Scouts	251					\$41,982
51-9124	Coating, Painting, and Spraying Machine Setters, Operators, and Tenders	57	\$31.28	\$18.61	\$22.88	\$39.55	\$65,078
21-1099	Community and Social Service Specialists, All Other	35	\$21.82	\$16.44	\$18.28	\$23.74	\$45,383
21-1094	Community Health Workers	73	\$21.91	\$16.81	\$20.04	\$25.69	\$45,577
13-1141	Compensation, Benefits, and Job Analysis Specialists	18	\$27.77	\$22.30	\$24.71	\$34.02	\$57,769
13-1041	Compliance Officers	119	\$37.21	\$28.12	\$36.86	\$46.35	\$77,398
15-1221	Computer and Information Research Scientists	84	\$46.54	\$35.14	\$44.29	\$55.75	\$96,793
11-3021	Computer and Information Systems Managers	110	\$67.71	\$51.76	\$63.11	\$87.70	\$140,828
15-1241	Computer Network Architects	33	\$45.02	\$39.04	\$44.23	\$49.26	\$93,626
15-1231	Computer Network Support Specialists	25	\$30.59	\$21.42	\$31.85	\$38.10	\$63,626
15-1299	Computer Occupations, All Other	648	\$43.97	\$38.04	\$43.33	\$49.72	\$91,461
15-1251	Computer Programmers		\$43.55	\$41.25	\$44.43	\$47.66	\$90,603
15-1211	Computer Systems Analysts	169	\$52.33	\$35.99	\$48.09	\$68.72	\$108,835
15-1232	Computer User Support Specialists	358	\$29.01	\$21.39	\$27.90	\$34.49	\$60,337
47-4011	Construction and Building Inspectors	59	\$35.96	\$33.09	\$36.90	\$38.75	\$74,809
47-2061	Construction Laborers	851	\$25.54	\$18.45	\$24.66	\$31.24	\$53,114
11-9021	Construction Managers	162	\$42.38	\$35.81	\$43.54	\$48.97	\$88,160
35-2011	Cooks, Fast Food		\$14.30	\$13.42	\$14.38	\$15.39	\$29,728
35-2012	Cooks, Institution and Cafeteria	296	\$17.52	\$14.85	\$16.79	\$19.32	\$36,444
35-2014	Cooks, Restaurant	1,137	\$15.79	\$13.73	\$15.23	\$17.71	\$32,838
35-2015	Cooks, Short Order	57	\$14.73	\$13.16	\$14.48	\$15.88	\$30,624
13-1051	Cost Estimators	177	\$37.16	\$27.40	\$32.88	\$39.44	\$77,296
41-2021	Counter and Rental Clerks	323	\$17.27	\$13.05	\$16.38	\$20.12	\$35,905
43-4031	Court, Municipal, and License Clerks	109	\$26.79	\$23.03	\$26.79	\$30.21	\$55,740
13-2041	Credit Analysts	29	\$30.28	\$26.67	\$29.65	\$34.11	\$62,971
39-9098	Crematory Operators and Personal Care and Service Workers, All Other	114	\$16.06	\$12.41	\$12.58	\$15.32	\$33,405
43-4051	Customer Service Representatives	974	\$18.78	\$14.01	\$17.45	\$22.32	\$39,075
51-9032	Cutting and Slicing Machine Setters, Operators, and Tenders	20	\$24.88	\$20.30	\$23.90	\$29.47	\$51,751
43-9021	Data Entry Keyers		\$16.79	\$14.24	\$16.19	\$19.26	\$34,906
41-9011	Demonstrators and Product Promoters		\$23.05	\$15.21	\$21.89	\$29.44	\$47,953
31-9091	Dental Assistants	479	\$21.88	\$17.73	\$20.27	\$25.57	\$45,498
29-1292	Dental Hygienists	238	\$52.52	\$46.56	\$51.45	\$58.70	\$109,254
29-1021	Dentists, General	98	\$105.89	\$77.54	\$96.51		\$220,265
33-3021	Detectives and Criminal Investigators	85	\$38.48	\$30.01	\$34.95	\$40.65	\$80,057
29-2032	Diagnostic Medical Sonographers		\$42.82	\$38.87	\$43.84	\$48.14	\$89,050
35-9011	Dining Room and Cafeteria Attendants and Bartender Helpers	315	\$13.66	\$12.66	\$13.03	\$14.14	\$28,399
35-9021	Dishwashers	513	\$13.60	\$12.59	\$13.05	\$14.35	\$28,275
43-5032	Dispatchers, Except Police, Fire, and Ambulance	152	\$22.55	\$15.73	\$21.30	\$28.47	\$46,911
17-3019	Drafters, All Other	16	\$20.19	\$15.12	\$19.22	\$25.55	\$42,002
47-2081	Drywall and Ceiling Tile Installers	112	\$33.57	\$27.41	\$33.38	\$38.77	\$69,834
27-3041	Editors	17					
11-9039	Education Administrators, All Other	24	\$48.81	\$37.75	\$50.95	\$55.58	\$101,518

SOC code	Bremerton-Silverdale, Washington MSA occupational title	Estimated employment	Average wage	Percentiles			Annual wage
				25th	50th	75th	
11-9032	Education Administrators, Kindergarten through Secondary	186					\$117,146
11-9031	Education and Childcare Administrators, Preschool and Daycare	19	\$23.84	\$18.88	\$24.53	\$28.74	\$49,593
25-9099	Educational Instruction and Library Workers, All Other	45	\$30.54	\$23.71	\$30.53	\$36.75	\$63,534
21-1012	Educational, Guidance, and Career Counselors and Advisors	113	\$33.47	\$27.03	\$32.42	\$39.61	\$69,622
17-3023	Electrical and Electronic Engineering Technologists and Technicians	307	\$40.35	\$34.14	\$41.42	\$46.88	\$83,912
17-2071	Electrical Engineers	186	\$48.26	\$32.60	\$44.28	\$52.67	\$100,398
51-2028	Electrical/Electronic/Electromechanical Assemblers Only	52	\$18.89	\$14.65	\$17.90	\$22.83	\$39,295
47-2111	Electricians	1,144	\$29.45	\$23.79	\$28.37	\$34.17	\$61,263
17-2072	Electronics Engineers, Except Computer	144	\$47.81	\$42.38	\$48.20	\$53.41	\$99,448
25-2021	Elementary School Teachers, Except Special Education	979					\$72,594
43-4061	Eligibility Interviewers, Government Programs	105	\$23.70	\$21.62	\$23.85	\$26.35	\$49,287
29-2040	Emergency Medical Technicians and Paramedics	145	\$30.46	\$12.28	\$36.06	\$45.92	\$63,361
17-2199	Engineers, All Other	332	\$56.12	\$47.28	\$55.70	\$64.02	\$116,731
19-2041	Environmental Scientists and Specialists, Including Health	100	\$40.19	\$31.94	\$39.07	\$48.19	\$83,606
43-6011	Executive Secretaries and Executive Administrative Assistants	102	\$27.40	\$22.28	\$26.23	\$31.69	\$56,979
39-9031	Exercise Trainers and Group Fitness Instructors	336	\$21.88	\$14.39	\$19.22	\$25.26	\$45,498
51-4021	Extruding & Drawing Machine Setters, Operators, & Tenders, Metal & Plastic	16	\$15.19	\$13.61	\$15.12	\$16.88	\$31,592
45-2092	Farmworkers and Laborers, Crop, Nursery, and Greenhouse	45	\$16.03	\$13.75	\$15.81	\$18.04	\$33,336
45-2093	Farmworkers, Farm, Ranch, and Aquacultural Animals	32	\$15.86	\$12.62	\$14.40	\$18.65	\$33,006
35-3023	Fast Food and Counter Workers	3,066	\$13.75	\$12.52	\$12.86	\$14.54	\$28,605
43-4071	File Clerks	23	\$18.46	\$15.54	\$18.43	\$21.76	\$38,379
13-2098	Financial & Investment Analysts, Financial Risk Specialists, All Other	250	\$39.60	\$28.97	\$35.74	\$44.15	\$82,356
43-3099	Financial Clerks, All Other		\$25.39	\$21.90	\$26.68	\$30.11	\$52,821
11-3031	Financial Managers	149	\$58.97	\$39.64	\$52.01	\$66.06	\$122,664
33-2011	Firefighters	254	\$36.12	\$27.88	\$36.21	\$43.96	\$75,133
47-1011	First-Line Supervisors of Construction Trades and Extraction Workers	730	\$41.85	\$38.23	\$41.42	\$44.56	\$87,058
45-1011	First-Line Supervisors of Farming, Fishing, and Forestry Workers	22	\$23.91	\$17.98	\$26.41	\$29.46	\$49,736
33-1021	First-Line Supervisors of Firefighting and Prevention Workers	78	\$51.47	\$44.83	\$52.92	\$60.69	\$107,055
35-1012	First-Line Supervisors of Food Preparation and Serving Workers	854	\$18.81	\$14.38	\$16.37	\$22.51	\$39,122
37-1011	First-Line Supervisors of Housekeeping and Janitorial Workers	51	\$22.43	\$20.00	\$22.19	\$24.39	\$46,662
37-1012	First-Line Sprvs. of Landscaping, Lawn Service, & Groundskeeping Workers		\$35.25	\$27.97	\$31.19	\$44.95	\$73,320
49-1011	First-Line Supervisors of Mechanics, Installers, and Repairers	941	\$42.92	\$41.09	\$44.22	\$47.10	\$89,282
41-1012	First-Line Supervisors of Non-Retail Sales Workers	81	\$49.29	\$32.33	\$42.83	\$51.70	\$102,518
43-1011	First-Line Supervisors of Office and Administrative Support Workers	718	\$34.18	\$25.28	\$32.10	\$42.36	\$71,083
33-1012	First-Line Supervisors of Police and Detectives	110	\$50.62	\$43.96	\$50.02	\$58.56	\$105,283
51-1011	First-Line Supervisors of Production and Operating Workers	479	\$41.00	\$38.82	\$42.01	\$45.30	\$85,258
41-1011	First-Line Supervisors of Retail Sales Workers	796	\$22.63	\$17.05	\$20.99	\$26.05	\$47,068
27-1023	Floral Designers	35	\$14.44	\$12.38	\$13.12	\$15.42	\$30,041
35-2021	Food Preparation Workers	432	\$15.65	\$12.81	\$14.43	\$18.01	\$32,550
35-3041	Food Servers, Nonrestaurant	281	\$14.15	\$12.67	\$13.01	\$14.74	\$29,439
11-9051	Food Service Managers	76	\$35.23	\$24.84	\$35.14	\$44.62	\$73,265
13-1131	Fundraisers	23	\$25.91	\$18.07	\$26.90	\$31.62	\$53,890
39-3011	Gambling Dealers	181					
11-1021	General and Operations Managers	1,303	\$53.86	\$34.32	\$50.44	\$63.85	\$112,025
47-2121	Glaziers		\$31.75	\$23.37	\$29.47	\$42.21	\$66,032

SOC code	Bremerton-Silverdale, Washington MSA occupational title	Estimated employment	Average wage	Percentiles			Annual wage
				25th	50th	75th	
27-1024	Graphic Designers	54	\$30.16	\$24.13	\$31.77	\$36.17	\$62,737
39-5012	Hairdressers, Hairstylists, and Cosmetologists	371	\$22.29	\$16.76	\$19.04	\$24.48	\$46,374
29-9098	Health Info Techs & Practitioners/Reg. Med./Surg. Assts./Technical, All Other	26	\$27.39	\$18.70	\$24.31	\$36.36	\$56,956
21-1022	Healthcare Social Workers	64	\$23.51	\$18.06	\$22.85	\$28.35	\$48,917
31-9099	Healthcare Support Workers, All Other	123	\$22.32	\$17.94	\$22.47	\$25.99	\$46,425
49-9021	Heating, Air Conditioning, and Refrigeration Mechanics and Installers	165	\$24.73	\$18.66	\$26.38	\$29.41	\$51,429
53-3032	Heavy and Tractor-Trailer Truck Drivers	518	\$23.86	\$19.70	\$25.08	\$28.51	\$49,628
47-3011	Helpers-Brickmasons, Blockmasons, Stonemasons, & Tile & Marble Setters		\$18.12	\$15.79	\$17.75	\$20.96	\$37,693
49-9098	Helpers-Installation, Maintenance, and Repair Workers		\$15.00	\$13.18	\$14.60	\$16.75	\$31,188
47-4051	Highway Maintenance Workers	40	\$30.38	\$25.21	\$30.72	\$35.13	\$63,200
31-1120	Home Health and Personal Care Aides	1,343	\$15.13	\$13.66	\$14.75	\$16.30	\$31,479
35-9031	Hosts and Hostesses, Restaurant, Lounge, and Coffee Shop	359	\$14.33	\$12.64	\$13.08	\$14.61	\$29,789
43-4081	Hotel, Motel, and Resort Desk Clerks	145	\$14.28	\$12.90	\$14.05	\$15.34	\$29,693
43-4161	Human Resources Assistants, Except Payroll and Timekeeping	163	\$21.84	\$17.84	\$22.08	\$24.31	\$45,415
11-3121	Human Resources Managers	51	\$61.37	\$47.00	\$59.08	\$72.97	\$127,663
13-1071	Human Resources Specialists	524	\$35.56	\$26.77	\$34.66	\$42.85	\$73,967
49-9041	Industrial Machinery Mechanics	284	\$31.96	\$26.40	\$34.02	\$37.82	\$66,476
11-3051	Industrial Production Managers	51	\$54.93	\$45.39	\$53.46	\$62.88	\$114,254
53-7051	Industrial Truck and Tractor Operators	37	\$26.51	\$23.97	\$26.50	\$29.40	\$55,144
43-4199	Information and Record Clerks, All Other	240	\$23.14	\$19.87	\$23.19	\$26.50	\$48,130
15-1212	Information Security Analysts	23	\$46.52	\$36.35	\$46.66	\$58.40	\$96,762
51-9061	Inspectors, Testers, Sorters, Samplers, and Weighers	292	\$26.03	\$17.72	\$25.67	\$32.87	\$54,138
49-9099	Installation, Maintenance, and Repair Workers, All Other	1,291	\$28.80	\$23.60	\$28.15	\$34.01	\$59,893
25-9031	Instructional Coordinators	42	\$33.35	\$24.90	\$30.50	\$42.21	\$69,367
47-2132	Insulation Workers, Mechanical	192	\$26.92	\$23.78	\$27.24	\$30.64	\$55,999
43-9041	Insurance Claims and Policy Processing Clerks		\$28.25	\$22.03	\$25.25	\$35.35	\$58,751
41-3021	Insurance Sales Agents		\$30.02	\$18.31	\$23.51	\$30.72	\$62,438
27-1025	Interior Designers	24	\$32.20	\$25.01	\$29.63	\$39.02	\$66,966
37-2011	Janitors and Cleaners, Except Maids and Housekeeping Cleaners	1,243	\$16.90	\$13.94	\$16.76	\$19.30	\$35,156
23-1023	Judges, Magistrate Judges, and Magistrates	10	\$51.25	\$42.84	\$42.85	\$42.85	\$106,588
25-2012	Kindergarten Teachers, Except Special Education	208					\$70,541
53-7062	Laborers and Freight, Stock, and Material Movers, Hand	1,175	\$17.40	\$13.10	\$15.34	\$20.17	\$36,189
17-1012	Landscape Architects		\$36.25	\$25.86	\$36.65	\$42.98	\$75,403
37-3011	Landscaping and Groundskeeping Workers	544	\$18.65	\$16.09	\$17.89	\$19.78	\$38,813
51-6011	Laundry and Dry-Cleaning Workers	38	\$14.15	\$12.69	\$13.45	\$14.46	\$29,430
23-1011	Lawyers	168	\$47.00	\$29.26	\$47.29	\$61.44	\$97,743
51-4192	Layout Workers, Metal and Plastic	518	\$27.45	\$23.64	\$27.80	\$32.86	\$57,099
23-2099	Legal Support Workers, All Other		\$35.98	\$29.66	\$35.29	\$40.02	\$74,821
11-1031	Legislators	14					
25-4022	Librarians and Media Collections Specialists	99	\$34.48	\$28.06	\$34.32	\$40.64	\$71,736
43-4121	Library Assistants, Clerical	107	\$16.56	\$14.40	\$16.48	\$18.68	\$34,446
25-4031	Library Technicians	61	\$22.25	\$17.50	\$23.34	\$26.42	\$46,272
29-2061	Licensed Practical and Licensed Vocational Nurses	317	\$26.96	\$25.41	\$27.84	\$29.95	\$56,057
53-3033	Light Truck Drivers	470	\$19.50	\$13.09	\$18.76	\$23.41	\$40,575
43-4131	Loan Interviewers and Clerks	107	\$21.20	\$17.51	\$20.90	\$24.72	\$44,104

SOC code	Bremerton-Silverdale, Washington MSA occupational title	Estimated employment	Average wage	Percentiles			Annual wage
				25th	50th	75th	
13-2072	Loan Officers	185	\$33.54	\$20.38	\$24.79	\$42.20	\$69,752
11-9081	Lodging Managers	22	\$25.48	\$18.03	\$22.27	\$34.47	\$53,004
13-1081	Logisticians	313	\$39.56	\$32.50	\$38.99	\$45.44	\$82,295
51-4041	Machinists	363	\$29.75	\$24.60	\$30.04	\$34.08	\$61,872
37-2012	Maids and Housekeeping Cleaners	291	\$13.81	\$12.73	\$13.32	\$14.75	\$28,718
43-9051	Mail Clerks and Mail Machine Operators, Except Postal Service	15	\$19.44	\$17.54	\$19.62	\$23.18	\$40,448
49-9071	Maintenance and Repair Workers, General	733	\$21.28	\$15.79	\$19.23	\$26.22	\$44,263
13-1111	Management Analysts	504	\$41.68	\$34.66	\$41.54	\$46.74	\$86,694
39-5092	Manicurists and Pedicurists		\$15.01	\$13.64	\$14.66	\$15.68	\$31,201
17-2121	Marine Engineers and Naval Architects	166	\$41.89	\$33.83	\$42.41	\$48.19	\$87,119
13-1161	Market Research Analysts and Marketing Specialists	224	\$25.47	\$18.90	\$23.00	\$30.08	\$52,973
11-2021	Marketing Managers	38	\$66.27	\$38.60	\$70.46	\$88.87	\$137,834
31-9011	Massage Therapists	86	\$32.39	\$27.95	\$31.36	\$38.27	\$67,366
51-3022	Meat, Poultry, and Fish Cutters and Trimmers		\$13.15	\$12.49	\$12.67	\$13.55	\$27,361
17-3013	Mechanical Drafters	50	\$27.03	\$25.01	\$27.46	\$29.83	\$56,221
17-3027	Mechanical Engineering Technologists and Technicians	30					
17-2141	Mechanical Engineers	624	\$43.21	\$33.69	\$42.99	\$50.09	\$89,877
11-9111	Medical and Health Services Managers	173	\$41.16	\$29.51	\$38.10	\$53.13	\$85,614
31-9092	Medical Assistants	488	\$20.68	\$18.12	\$20.72	\$23.48	\$43,026
29-2098	Medical Dosimetrists/ Med. Rcrds./Health Technologists/Technicians, All Other	151	\$21.23	\$16.90	\$19.36	\$24.27	\$44,157
31-9093	Medical Equipment Preparers		\$16.95	\$13.75	\$15.04	\$20.18	\$35,259
43-6013	Medical Secretaries and Administrative Assistants	144	\$20.10	\$15.21	\$20.80	\$23.92	\$41,810
13-1121	Meeting, Convention, and Event Planners	26	\$23.36	\$18.44	\$23.38	\$27.90	\$48,575
21-1023	Mental Health and Substance Abuse Social Workers	47	\$24.84	\$20.01	\$24.84	\$30.26	\$51,665
27-1026	Merchandise Displayers and Window Trimmers	36	\$17.58	\$16.03	\$17.59	\$19.16	\$36,568
25-2022	Middle School Teachers, Except Special and Career/Technical Education	268					\$70,654
51-2090	Miscellaneous Assemblers and Fabricators	110	\$17.03	\$13.64	\$15.14	\$18.89	\$35,423
47-4090	Miscellaneous Construction and Related Workers		\$25.88	\$21.33	\$26.63	\$30.14	\$53,825
33-1090	Miscellaneous First-Line Supervisors, Protective Service Workers	22	\$30.27	\$22.41	\$26.14	\$39.55	\$62,968
49-3042	Mobile Heavy Equipment Mechanics, Except Engines	197	\$27.08	\$23.59	\$28.15	\$31.64	\$56,315
49-3052	Motorcycle Mechanics	41	\$21.84	\$17.50	\$21.50	\$25.13	\$45,418
25-4013	Museum Technicians and Conservators	25	\$20.89	\$13.65	\$14.97	\$29.64	\$43,463
11-9121	Natural Sciences Managers	26	\$64.72	\$54.04	\$60.21	\$71.14	\$134,617
15-1244	Network and Computer Systems Administrators	125	\$31.16	\$21.46	\$32.67	\$38.95	\$64,811
29-1171	Nurse Practitioners	86	\$62.03	\$53.75	\$60.52	\$66.79	\$129,019
31-1131	Nursing Assistants	983	\$15.85	\$13.70	\$15.22	\$17.27	\$32,962
19-5011	Occupational Health and Safety Specialists	176	\$39.97	\$34.14	\$39.79	\$45.59	\$83,136
19-5012	Occupational Health and Safety Technicians		\$27.11	\$25.11	\$26.80	\$28.64	\$56,394
29-1122	Occupational Therapists	52	\$46.74	\$37.51	\$44.14	\$49.33	\$97,222
43-9061	Office Clerks, General	2,070	\$20.26	\$15.70	\$19.18	\$24.44	\$42,148
47-2073	Operating Engineers and Other Construction Equipment Operators	131	\$37.07	\$29.05	\$31.78	\$47.14	\$77,117
51-9083	Ophthalmic Laboratory Technicians		\$19.82	\$14.89	\$18.17	\$25.05	\$41,231
29-2057	Ophthalmic Medical Technicians	69	\$20.22	\$16.92	\$19.12	\$23.19	\$42,074
29-2081	Opticians, Dispensing	78	\$20.18	\$17.13	\$20.29	\$23.29	\$41,982
29-1041	Optometrists	39	\$61.58	\$48.04	\$59.62	\$74.92	\$128,100

SOC code	Bremerton-Silverdale, Washington MSA occupational title	Estimated employment	Average wage	Percentiles			Annual wage
				25th	50th	75th	
43-4151	Order Clerks	23	\$17.75	\$15.60	\$17.64	\$19.69	\$36,924
51-9111	Packaging and Filling Machine Operators and Tenders		\$17.11	\$13.61	\$15.23	\$20.44	\$35,587
53-7064	Packers and Packagers, Hand	121	\$17.52	\$13.45	\$16.34	\$19.95	\$36,448
47-2141	Painters, Construction and Maintenance	892	\$25.14	\$20.61	\$24.73	\$29.61	\$52,280
23-2011	Paralegals and Legal Assistants	112	\$27.02	\$22.83	\$25.44	\$30.13	\$56,200
53-6021	Parking Attendants	62	\$13.96	\$12.59	\$13.22	\$14.90	\$29,024
41-2022	Parts Salespersons	187	\$15.90	\$13.07	\$14.70	\$18.12	\$33,083
53-3058	Passenger Vehicle Drivers, Except Bus Drivers, Transit and Intercity	525	\$20.47	\$15.77	\$20.74	\$24.77	\$42,576
43-3051	Payroll and Timekeeping Clerks		\$21.13	\$18.51	\$21.10	\$23.67	\$43,951
13-2052	Personal Financial Advisors	64	\$55.28	\$34.70	\$40.47	\$49.39	\$114,988
11-9198	Pers. Svcs. Mgrs., All Other; Entmt./Recr. Mgrs., Exc. Gambling; & Mgrs., All Other	162	\$57.81	\$49.40	\$58.21	\$67.06	\$120,251
39-1098	Personal Svcs. & Entmt. & Recr. Supervisors, Except Gambling Services	89	\$24.26	\$19.42	\$23.28	\$27.91	\$50,463
37-2021	Pest Control Workers	32	\$20.37	\$17.26	\$19.12	\$23.43	\$42,377
29-1051	Pharmacists	155	\$58.21	\$54.35	\$58.75	\$63.39	\$121,083
31-9095	Pharmacy Aides	13	\$17.70	\$14.35	\$16.01	\$21.89	\$36,804
29-2052	Pharmacy Technicians	168	\$21.04	\$19.26	\$21.35	\$23.33	\$43,769
31-2021	Physical Therapist Assistants	31	\$27.11	\$24.10	\$28.45	\$31.79	\$56,396
29-1123	Physical Therapists	158	\$43.36	\$40.37	\$44.31	\$48.21	\$90,184
29-1071	Physician Assistants	55	\$56.88	\$47.14	\$54.76	\$68.74	\$118,325
29-1228	Physicians, All Other and Ophthalmologists, Except Pediatric	148	\$113.60	\$92.01			\$236,272
47-2152	Plumbers, Pipefitters, and Steamfitters	1,145	\$30.82	\$24.73	\$28.37	\$34.27	\$64,116
29-1081	Podiatrists	14	\$120.71	\$96.33			\$251,093
33-3051	Police and Sheriff's Patrol Officers	395	\$38.10	\$28.56	\$40.75	\$47.44	\$79,243
43-5051	Postal Service Clerks	73	\$24.20	\$20.90	\$23.28	\$29.92	\$50,352
43-5052	Postal Service Mail Carriers	258	\$24.85	\$18.22	\$22.59	\$31.72	\$51,684
11-9131	Postmasters and Mail Superintendents	16	\$38.59	\$34.01	\$37.16	\$42.18	\$80,269
25-2011	Preschool Teachers, Except Special Education	215	\$14.77	\$12.98	\$14.00	\$15.03	\$30,715
51-5112	Printing Press Operators	17	\$20.46	\$14.04	\$19.95	\$24.22	\$42,552
21-1092	Probation Officers and Correctional Treatment Specialists	67	\$29.51	\$27.08	\$30.61	\$31.41	\$61,379
43-3061	Procurement Clerks	121	\$25.50	\$24.31	\$25.77	\$27.25	\$53,046
27-2012	Producers and Directors	18	\$34.72	\$22.25	\$39.49	\$42.98	\$72,216
43-5061	Production, Planning, and Expediting Clerks	540	\$32.56	\$22.71	\$31.35	\$43.11	\$67,713
13-1198	Project Mgmt. Specialists and Business Operations Specialists, All Other	1,857	\$41.41	\$32.50	\$41.54	\$48.20	\$86,124
13-2020	Property Appraisers and Assessors		\$43.12	\$35.34	\$43.86	\$51.32	\$89,687
11-9141	Property, Real Estate, and Community Association Managers	32	\$49.42	\$26.28	\$36.73	\$72.85	\$102,790
33-0000	Protective Service Occupations	1,735					
11-2030	Public Relations and Fundraising Managers	14	\$52.07	\$40.08	\$51.46	\$63.43	\$108,298
27-3031	Public Relations Specialists	86	\$33.83	\$23.63	\$32.60	\$41.70	\$70,368
43-5031	Public Safety Telecommunicators	137	\$28.17	\$24.18	\$28.03	\$31.29	\$58,587
11-3061	Purchasing Managers	19	\$54.46	\$42.58	\$56.37	\$65.67	\$113,267
29-2034	Radiologic Technologists and Technicians	81	\$36.37	\$30.04	\$35.23	\$42.25	\$75,659
41-9021	Real Estate Brokers		\$50.24	\$27.90	\$57.72	\$63.44	\$104,507
41-9022	Real Estate Sales Agents	64	\$37.43	\$23.66	\$42.11	\$49.11	\$77,849
43-4171	Receptionists and Information Clerks	680	\$17.08	\$14.76	\$17.00	\$19.12	\$35,531
39-9032	Recreation Workers	305	\$17.09	\$13.22	\$15.07	\$18.81	\$35,537

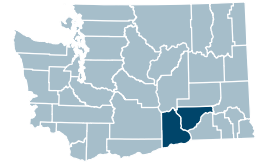
SOC code	Bremerton-Silverdale, Washington MSA occupational title	Estimated employment	Average wage	Percentiles			Annual wage
				25th	50th	75th	
29-1141	Registered Nurses	1,448	\$41.46	\$34.68	\$40.08	\$48.39	\$86,231
21-1015	Rehabilitation Counselors	143	\$21.95	\$17.57	\$19.86	\$25.47	\$45,659
39-9041	Residential Advisors	67	\$17.39	\$13.05	\$14.87	\$20.18	\$36,166
41-2031	Retail Salespersons	3,291	\$16.39	\$12.99	\$14.41	\$17.29	\$34,093
49-9096	Riggers	603	\$28.92	\$24.54	\$28.14	\$32.80	\$60,159
47-2181	Roofers	144	\$22.23	\$18.08	\$22.16	\$26.37	\$46,233
53-5011	Sailors and Marine Oilers	71	\$28.47	\$26.56	\$28.67	\$31.85	\$59,230
41-9099	Sales and Related Workers, All Other	57	\$15.90	\$12.52	\$14.17	\$16.95	\$33,072
11-2022	Sales Managers	107	\$68.95	\$48.21	\$69.79	\$82.20	\$143,414
41-3091	Sales Reps. of Svcs., Exc. Advertising, Insurance, Financial Svcs., & Travel	208	\$34.10	\$19.71	\$25.77	\$44.15	\$70,935
41-4012	Sales Reps./Wholesale/Manuf., Except Technical and Scientific Products	498	\$41.92	\$20.59	\$33.09	\$52.71	\$87,200
41-4011	Sales Reps./Wholesale/Manuf., Technical and Scientific Products		\$27.54	\$21.26	\$25.57	\$29.46	\$57,294
33-9098	School Bus Monitors and Protective Service Workers, All Other	97	\$19.83	\$16.80	\$18.74	\$20.71	\$41,244
25-2031	Secondary School Teachers, Exc. Special and Career/Technical Education	508					\$73,534
43-6014	Secretaries and Admin. Assistants, Except Legal, Medical, and Executive	896	\$21.35	\$17.46	\$20.64	\$25.27	\$44,401
41-3031	Securities, Commodities, and Financial Services Sales Agents	136	\$26.51	\$19.66	\$24.51	\$32.28	\$55,138
33-9032	Security Guards	524					
25-3021	Self-Enrichment Teachers	182	\$21.58	\$14.33	\$19.55	\$25.74	\$44,903
51-9012	Separating & Filtering Machine Setters/Operators/Tenders	62	\$16.65	\$13.00	\$14.33	\$18.31	\$34,624
47-4071	Septic Tank Servicers and Sewer Pipe Cleaners		\$19.37	\$17.23	\$18.87	\$21.82	\$40,279
51-6031	Sewing Machine Operators	53	\$15.52	\$12.69	\$14.78	\$17.51	\$32,288
47-2211	Sheet Metal Workers	417	\$28.45	\$22.84	\$27.97	\$32.58	\$59,182
43-5071	Shipping, Receiving, and Inventory Clerks	245	\$23.73	\$19.61	\$24.16	\$27.40	\$49,359
39-5094	Skincare Specialists		\$19.07	\$16.84	\$18.78	\$20.76	\$39,657
11-9151	Social and Community Service Managers	149	\$36.44	\$33.04	\$36.33	\$39.26	\$75,790
21-1093	Social and Human Service Assistants	359	\$22.23	\$17.66	\$22.28	\$26.57	\$46,231
21-1029	Social Workers, All Other	44	\$28.08	\$22.48	\$24.83	\$31.78	\$58,396
15-1256	Software Developers and Software Quality Assur. Analysts and Testers	367	\$48.41	\$34.34	\$43.82	\$57.79	\$100,684
25-2052	Special Education Teachers, Kindergarten and Elementary School	185					\$74,617
25-2057	Special Education Teachers, Middle School	51					\$77,732
25-2051	Special Education Teachers, Preschool	30					\$72,952
25-2058	Special Education Teachers, Secondary School	82					\$74,791
29-1127	Speech-Language Pathologists	82	\$40.62	\$33.76	\$41.33	\$48.15	\$84,505
51-8021	Stationary Engineers and Boiler Operators	10	\$28.48	\$21.84	\$30.90	\$34.54	\$59,229
53-7065	Stockers and Order Fillers	1,010	\$17.00	\$13.73	\$15.40	\$19.78	\$35,339
51-2041	Structural Metal Fabricators and Fitters	22	\$35.59	\$24.72	\$31.59	\$43.99	\$74,021
21-1018	Substance Abuse, Behavioral Disorder, and Mental Health Counselors	211	\$25.71	\$19.68	\$23.78	\$29.85	\$53,473
25-3031	Substitute Teachers, Short-Term	407	\$18.02	\$15.12	\$17.51	\$19.32	\$37,477
29-2055	Surgical Technologists	45	\$27.49	\$22.72	\$26.21	\$30.84	\$57,171
17-3031	Surveying and Mapping Technicians		\$28.11	\$22.65	\$27.64	\$34.31	\$58,458
17-1022	Surveyors	22	\$42.88	\$29.64	\$45.09	\$54.61	\$89,193
13-2082	Tax Preparers	67					
25-9045	Teaching Assistants, Except Postsecondary	1,218					\$36,650
27-3042	Technical Writers	46	\$39.27	\$31.99	\$39.32	\$46.64	\$81,706
43-3071	Tellers	397	\$19.83	\$16.71	\$19.03	\$22.86	\$41,247

SOC code	Bremerton-Silverdale, Washington MSA occupational title	Estimated employment	Average wage	Percentiles			Annual wage
				25th	50th	75th	
47-2044	Tile and Stone Setters	71	\$28.82	\$24.53	\$28.31	\$34.27	\$59,944
49-3093	Tire Repairers and Changers	99	\$16.13	\$13.43	\$15.21	\$18.04	\$33,560
23-2093	Title Examiners, Abstractors, and Searchers	59	\$24.50	\$20.93	\$24.27	\$28.58	\$50,970
13-1151	Training and Development Specialists	159	\$35.84	\$32.88	\$36.05	\$39.25	\$74,537
11-3071	Transportation, Storage, and Distribution Managers	12	\$48.61	\$46.66	\$52.49	\$56.03	\$101,090
53-1047	Transportation/Material Moving Supervisors/No Cargo Handlers	173	\$31.22	\$18.87	\$31.43	\$42.45	\$64,933
41-3041	Travel Agents	33	\$25.37	\$19.85	\$23.83	\$34.11	\$52,764
25-3097	Tutors and Teachers and Instructors, All Other	189					\$81,410
19-3051	Urban and Regional Planners	82	\$39.13	\$32.68	\$39.16	\$45.60	\$81,389
29-1131	Veterinarians	60	\$53.14	\$41.11	\$50.58	\$61.47	\$110,521
31-9096	Veterinary Assistants and Laboratory Animal Caretakers	125	\$17.52	\$15.56	\$17.48	\$19.30	\$36,433
29-2056	Veterinary Technologists and Technicians	103	\$21.00	\$18.30	\$20.83	\$23.70	\$43,667
35-3031	Waiters and Waitresses	1,600	\$16.08	\$12.60	\$13.17	\$18.10	\$33,436
51-8031	Water and Wastewater Treatment Plant and System Operators	110	\$29.39	\$23.28	\$29.44	\$35.27	\$61,124
15-1257	Web Developers and Digital Interface Designers	41	\$40.85	\$28.63	\$34.23	\$46.19	\$84,964
51-4121	Welders, Cutters, Solderers, and Brazers	733	\$28.11	\$22.71	\$27.81	\$33.95	\$58,471
19-1023	Zoologists and Wildlife Biologists	107	\$33.42	\$25.26	\$32.22	\$39.48	\$69,520

Kennewick-Richland, Washington MSA

2020 Occupational Employment and Wage Estimates

Includes Benton and Franklin counties



SOC code	Kennewick-Richland, Washington MSA occupational title	Estimated employment	Average wage	Percentiles			Annual wage
				25th	50th	75th	
13-2011	Accountants and Auditors	626	\$38.40	\$28.67	\$36.32	\$46.87	\$79,882
29-1298	Acupuncturists and Healthcare Diagnosing or Treating Practitioners, All Other		\$35.80	\$20.13	\$32.03	\$38.62	\$74,474
11-3010	Administrative Services and Facilities Managers	155	\$70.17	\$55.22	\$68.14	\$79.32	\$145,949
25-3011	Adult Literacy, Remedial Ed, GED Teachers/Instructors	53	\$27.30	\$22.61	\$25.08	\$30.42	\$56,793
41-3011	Advertising Sales Agents	66	\$22.46	\$15.29	\$17.84	\$29.25	\$46,724
19-4010	Agricultural and Food Science Technicians	12	\$19.27	\$16.74	\$18.24	\$21.10	\$40,092
45-2091	Agricultural Equipment Operators	65	\$17.35	\$15.09	\$17.12	\$19.01	\$36,076
45-2011	Agricultural Inspectors	339	\$14.68	\$12.87	\$13.76	\$14.78	\$30,544
39-3091	Amusement and Recreation Attendants	213	\$14.60	\$12.78	\$13.46	\$15.48	\$30,366
39-2021	Animal Caretakers	182	\$15.99	\$12.91	\$15.08	\$18.40	\$33,250
17-1011	Architects, Except Landscape and Naval	30	\$50.21	\$42.26	\$48.86	\$59.45	\$104,443
17-3011	Architectural and Civil Drafters	60	\$29.72	\$24.02	\$28.54	\$34.72	\$61,818
11-9041	Architectural and Engineering Managers	475	\$79.58	\$61.52	\$73.64	\$89.51	\$165,517
25-4011	Archivists	17	\$36.04	\$26.69	\$32.02	\$43.88	\$74,954
53-6031	Automotive and Watercraft Service Attendants	150	\$14.91	\$13.47	\$14.67	\$15.96	\$31,025
49-3021	Automotive Body and Related Repairers	88	\$24.67	\$17.83	\$21.96	\$29.60	\$51,306
49-3023	Automotive Service Technicians and Mechanics	671	\$25.16	\$18.44	\$24.36	\$29.89	\$52,328
51-3011	Bakers	120	\$15.60	\$13.09	\$14.63	\$16.59	\$32,452
35-3011	Bartenders	466	\$15.96	\$12.91	\$14.49	\$17.86	\$33,189
43-3011	Bill and Account Collectors	59	\$20.89	\$16.30	\$18.72	\$25.88	\$43,469
43-3021	Billing and Posting Clerks	241	\$20.16	\$16.67	\$18.83	\$23.41	\$41,933
43-3031	Bookkeeping, Accounting, and Auditing Clerks	1,045	\$22.08	\$17.54	\$21.42	\$25.78	\$45,938
13-2031	Budget Analysts	16	\$42.63	\$29.96	\$47.77	\$54.10	\$88,679
49-3031	Bus and Truck Mechanics and Diesel Engine Specialists	204	\$24.21	\$17.97	\$23.93	\$29.27	\$50,345
51-3021	Butchers and Meat Cutters	178	\$17.46	\$14.38	\$16.92	\$19.58	\$36,304
13-1020	Buyers and Purchasing Agents	401	\$39.53	\$28.87	\$38.58	\$48.87	\$82,234
51-7011	Cabinetmakers and Bench Carpenters	29	\$21.24	\$13.79	\$17.12	\$32.16	\$44,171
17-3098	Calibration & Engineering Technologists & Technicians, Exc. Drafters, All Other	125	\$31.27	\$23.27	\$29.95	\$37.91	\$65,046
29-2031	Cardiovascular Technologists and Technicians	36					
25-2023	Career/Technical Education Teachers, Middle School	16					\$77,528
25-2032	Career/Technical Education Teachers, Secondary School	185					\$74,596
47-2031	Carpenters	1,087	\$26.51	\$18.68	\$24.64	\$32.85	\$55,133
47-2041	Carpet Installers		\$18.25	\$16.74	\$18.11	\$19.47	\$37,971
41-2011	Cashiers	2,122	\$14.13	\$12.80	\$13.28	\$14.85	\$29,386
47-2051	Cement Masons and Concrete Finishers	232	\$21.43	\$17.50	\$19.53	\$25.24	\$44,564
17-2041	Chemical Engineers	315	\$56.06	\$42.01	\$51.03	\$69.17	\$116,598
19-4031	Chemical Technicians	140	\$29.97	\$17.75	\$27.99	\$42.51	\$62,339
19-2031	Chemists	605	\$53.73	\$40.41	\$52.25	\$63.13	\$111,757
11-1011	Chief Executives	59	\$106.41	\$77.40	\$93.61		\$221,341
21-1021	Child, Family, and School Social Workers	317	\$26.12	\$21.38	\$24.49	\$31.79	\$54,331

SOC code	Kennewick-Richland, Washington MSA occupational title	Estimated employment	Average wage	Percentiles			Annual wage
				25th	50th	75th	
39-9011	Childcare Workers	130	\$13.61	\$12.68	\$13.12	\$14.42	\$28,306
29-1011	Chiropractors		\$29.61	\$26.29	\$32.45	\$36.35	\$61,593
17-3022	Civil Engineering Technologists and Technicians	57	\$30.04	\$24.25	\$30.53	\$35.94	\$62,482
13-1031	Claims Adjusters, Examiners, and Investigators	26	\$33.49	\$24.03	\$33.96	\$37.97	\$69,650
53-7061	Cleaners of Vehicles and Equipment	398	\$14.82	\$13.14	\$14.28	\$15.63	\$30,828
29-2010	Clinical Laboratory Technologists and Technicians	317	\$25.14	\$18.02	\$23.50	\$31.69	\$52,298
19-3031	Clinical, Counseling, and School Psychologists	110	\$32.89	\$27.89	\$35.61	\$39.78	\$68,406
27-2022	Coaches and Scouts	377					\$33,922
51-9124	Coating, Painting, and Spraying Machine Setters, Operators, and Tenders	53	\$23.84	\$15.43	\$19.36	\$24.86	\$49,590
21-1099	Community and Social Service Specialists, All Other	53	\$22.58	\$14.28	\$16.06	\$35.08	\$46,987
21-1094	Community Health Workers	43	\$18.57	\$16.13	\$17.72	\$19.31	\$38,631
13-1141	Compensation, Benefits, and Job Analysis Specialists	48	\$28.75	\$21.23	\$23.53	\$30.08	\$59,805
13-1041	Compliance Officers	215	\$41.51	\$26.18	\$37.67	\$55.29	\$86,327
11-3021	Computer and Information Systems Managers	173	\$68.83	\$55.21	\$66.38	\$82.41	\$143,159
15-1241	Computer Network Architects	44	\$50.88	\$40.79	\$49.05	\$61.96	\$105,822
15-1231	Computer Network Support Specialists	34	\$38.15	\$27.78	\$32.68	\$46.59	\$79,356
15-1299	Computer Occupations, All Other	155	\$28.15	\$19.30	\$25.75	\$34.25	\$58,550
15-1251	Computer Programmers	19	\$48.60	\$30.52	\$37.47	\$58.78	\$101,093
15-1211	Computer Systems Analysts	348	\$47.17	\$37.07	\$46.30	\$57.06	\$98,110
15-1232	Computer User Support Specialists	311	\$29.03	\$21.63	\$26.86	\$30.83	\$60,378
49-2011	Computer, Automated Teller, and Office Machine Repairers	102	\$19.21	\$15.87	\$17.79	\$19.73	\$39,949
19-1031	Conservation Scientists	18					
47-4011	Construction and Building Inspectors	111	\$35.30	\$25.34	\$32.27	\$39.32	\$73,439
47-2061	Construction Laborers	1,397	\$21.66	\$15.12	\$20.22	\$27.93	\$45,059
11-9021	Construction Managers	336	\$48.13	\$29.34	\$44.36	\$61.18	\$100,102
35-2011	Cooks, Fast Food	367	\$14.57	\$12.58	\$12.88	\$14.92	\$30,294
35-2012	Cooks, Institution and Cafeteria	240	\$16.83	\$14.68	\$16.86	\$19.00	\$35,012
35-2014	Cooks, Restaurant	799	\$15.75	\$13.44	\$14.75	\$16.93	\$32,766
35-2015	Cooks, Short Order	39	\$14.14	\$12.70	\$13.21	\$15.28	\$29,408
33-3012	Correctional Officers and Jailers	521	\$27.54	\$25.91	\$27.89	\$28.07	\$57,282
13-1051	Cost Estimators	232	\$35.16	\$21.37	\$31.07	\$49.32	\$73,112
41-2021	Counter and Rental Clerks	338	\$17.43	\$13.61	\$15.80	\$20.33	\$36,259
43-5021	Couriers and Messengers	35	\$15.51	\$13.97	\$15.09	\$16.36	\$32,264
43-4031	Court, Municipal, and License Clerks	145	\$22.98	\$19.50	\$22.79	\$25.95	\$47,812
53-7021	Crane and Tower Operators	34	\$38.30	\$29.85	\$40.56	\$46.80	\$79,667
13-2041	Credit Analysts	42	\$36.57	\$28.66	\$34.43	\$42.86	\$76,064
13-2071	Credit Counselors	23					
43-4051	Customer Service Representatives	1,729	\$18.91	\$14.45	\$18.14	\$22.57	\$39,331
43-9021	Data Entry Keyers	75	\$20.14	\$16.25	\$19.51	\$24.49	\$41,882
15-1245	Database Administrators and Architects	23	\$40.87	\$29.02	\$40.46	\$51.46	\$85,005
41-9011	Demonstrators and Product Promoters		\$15.54	\$13.35	\$14.41	\$15.54	\$32,312
31-9091	Dental Assistants	385	\$19.62	\$16.36	\$19.08	\$22.96	\$40,811
29-1292	Dental Hygienists	292	\$40.96	\$39.09	\$44.08	\$48.62	\$85,209
29-1021	Dentists, General	95	\$106.17	\$73.29	\$101.95		\$220,837
33-3021	Detectives and Criminal Investigators	28	\$45.97	\$34.97	\$41.86	\$56.17	\$95,611

SOC code	Kennewick-Richland, Washington MSA occupational title	Estimated employment	Average wage	Percentiles			Annual wage
				25th	50th	75th	
29-2032	Diagnostic Medical Sonographers	83	\$42.77	\$36.98	\$43.82	\$49.22	\$88,968
29-1031	Dietitians and Nutritionists	36	\$30.11	\$26.65	\$29.08	\$31.63	\$62,625
35-9011	Dining Room and Cafeteria Attendants and Bartender Helpers	231	\$13.69	\$12.67	\$13.11	\$14.29	\$28,481
35-9021	Dishwashers	499	\$13.37	\$12.49	\$12.78	\$13.51	\$27,812
43-5032	Dispatchers, Except Police, Fire, and Ambulance	128	\$24.97	\$16.24	\$23.36	\$29.33	\$51,940
53-3031	Driver/Sales Workers	312	\$19.74	\$12.89	\$18.93	\$25.68	\$41,073
47-2081	Drywall and Ceiling Tile Installers	179	\$27.49	\$19.35	\$27.33	\$32.05	\$57,173
27-3041	Editors	33	\$33.16	\$22.43	\$32.28	\$45.07	\$68,958
11-9039	Education Administrators, All Other	11	\$45.08	\$25.69	\$48.62	\$59.83	\$93,780
11-9032	Education Administrators, Kindergarten through Secondary	283					\$119,956
11-9033	Education Administrators, Postsecondary	75	\$44.62	\$33.78	\$42.22	\$50.42	\$92,823
11-9031	Education and Childcare Administrators, Preschool and Daycare		\$23.18	\$20.06	\$22.06	\$24.05	\$48,219
25-9099	Educational Instruction and Library Workers, All Other	64	\$27.65	\$23.60	\$27.06	\$30.89	\$57,508
21-1012	Educational, Guidance, and Career Counselors and Advisors	206	\$35.35	\$28.19	\$34.26	\$42.33	\$73,534
17-3023	Electrical and Electronic Engineering Technologists and Technicians	117	\$37.75	\$24.50	\$42.20	\$47.85	\$78,519
17-3012	Electrical and Electronics Drafters	23	\$25.91	\$22.06	\$24.26	\$29.23	\$53,902
49-2094	Electrical and Electronics Repairers, Commercial and Industrial Equipment	50	\$34.94	\$25.91	\$30.46	\$45.60	\$72,671
17-2071	Electrical Engineers	322	\$56.08	\$44.86	\$55.16	\$65.74	\$116,639
49-9051	Electrical Power-Line Installers and Repairers	124	\$30.80	\$18.52	\$27.99	\$46.13	\$64,053
51-2028	Electrical/Electronic/Electromechanical Assemblers Only		\$19.52	\$16.02	\$17.97	\$20.22	\$40,616
47-2111	Electricians	1,317	\$36.28	\$26.74	\$40.17	\$46.74	\$75,458
17-2072	Electronics Engineers, Except Computer	39	\$44.29	\$37.15	\$40.97	\$53.73	\$92,125
25-2021	Elementary School Teachers, Except Special Education	1,692					\$67,804
43-4061	Eligibility Interviewers, Government Programs	100	\$24.89	\$22.73	\$25.74	\$26.36	\$51,766
11-9161	Emergency Management Directors	10	\$63.54	\$54.64	\$65.48	\$74.53	\$132,163
29-2040	Emergency Medical Technicians and Paramedics	84	\$25.99	\$16.96	\$24.31	\$33.14	\$54,055
17-2081	Environmental Engineers	482	\$55.93	\$43.49	\$54.06	\$66.81	\$116,343
19-4042	Environmental Science and Protection Technicians, Including Health	801	\$38.20	\$32.77	\$40.86	\$45.56	\$79,469
19-2041	Environmental Scientists and Specialists, Including Health	312	\$49.79	\$34.32	\$45.96	\$62.24	\$103,565
47-5022	Excavating and Loading Machine and Dragline Operators, Surface Mining	32	\$22.68	\$18.12	\$22.73	\$26.79	\$47,170
43-6011	Executive Secretaries and Executive Administrative Assistants	304	\$30.61	\$26.31	\$30.40	\$34.95	\$63,678
39-9031	Exercise Trainers and Group Fitness Instructors	274	\$26.06	\$19.77	\$25.46	\$30.96	\$54,212
29-1215	Family Medicine Physicians	37	\$87.12	\$69.10	\$85.43	\$97.97	\$181,215
49-3041	Farm Equipment Mechanics and Service Technicians	156	\$22.23	\$17.51	\$21.07	\$27.12	\$46,256
45-2092	Farmworkers and Laborers, Crop, Nursery, and Greenhouse	2,985	\$15.02	\$13.13	\$14.13	\$15.13	\$31,234
35-3023	Fast Food and Counter Workers	4,083	\$13.28	\$12.46	\$12.76	\$13.68	\$27,616
43-4071	File Clerks	28	\$23.20	\$21.93	\$23.62	\$25.25	\$48,263
13-2098	Financial and Investment Analysts, Financial Risk Specialists, All Other	163	\$38.34	\$25.20	\$35.62	\$49.82	\$79,760
43-3099	Financial Clerks, All Other	22	\$18.70	\$14.43	\$18.07	\$22.99	\$38,901
11-3031	Financial Managers	235	\$63.05	\$42.44	\$56.63	\$73.95	\$131,145
33-2011	Firefighters	177	\$36.05	\$30.93	\$36.17	\$44.19	\$74,978
47-1011	First-Line Supervisors of Construction Trades and Extraction Workers	921	\$36.76	\$27.06	\$34.45	\$45.18	\$76,447
45-1011	First-Line Supervisors of Farming, Fishing, and Forestry Workers	106	\$24.36	\$16.27	\$24.61	\$29.96	\$50,673
33-1021	First-Line Supervisors of Firefighting and Prevention Workers	60	\$47.15	\$40.59	\$47.48	\$53.22	\$98,072
35-1012	First-Line Supervisors of Food Preparation and Serving Workers	947	\$16.91	\$13.15	\$14.84	\$18.77	\$35,177

SOC code	Kennewick-Richland, Washington MSA occupational title	Estimated employment	Average wage	Percentiles			Annual wage
				25th	50th	75th	
37-1011	First-Line Supervisors of Housekeeping and Janitorial Workers	54	\$21.09	\$17.86	\$21.02	\$23.60	\$43,850
37-1012	First-Line Sprvs. of Landscaping, Lawn Service, and Groundskeeping Workers		\$27.30	\$24.47	\$26.75	\$29.78	\$56,767
49-1011	First-Line Supervisors of Mechanics, Installers, and Repairers	445	\$39.10	\$30.28	\$38.03	\$49.34	\$81,329
41-1012	First-Line Supervisors of Non-Retail Sales Workers	141	\$40.01	\$26.13	\$36.01	\$42.73	\$83,212
43-1011	First-Line Supervisors of Office and Administrative Support Workers	870	\$29.87	\$21.87	\$27.72	\$35.83	\$62,121
33-1012	First-Line Supervisors of Police and Detectives	133	\$48.87	\$41.48	\$48.70	\$58.64	\$101,636
51-1011	First-Line Supervisors of Production and Operating Workers	505	\$36.81	\$24.02	\$33.11	\$45.53	\$76,551
41-1011	First-Line Supervisors of Retail Sales Workers	895	\$24.62	\$17.54	\$22.63	\$30.15	\$51,202
27-1023	Floral Designers	57	\$14.93	\$12.38	\$13.44	\$17.10	\$31,062
51-3092	Food Batchmakers	408	\$17.48	\$13.72	\$17.13	\$19.91	\$36,345
51-3093	Food Cooking Machine Operators and Tenders		\$17.63	\$12.87	\$17.14	\$21.21	\$36,662
35-2021	Food Preparation Workers	575	\$15.44	\$12.86	\$14.45	\$17.52	\$32,107
35-3041	Food Servers, Nonrestaurant	90	\$13.07	\$12.60	\$12.89	\$13.20	\$27,194
11-9051	Food Service Managers	90	\$37.97	\$24.23	\$29.56	\$45.15	\$78,966
13-1131	Fundraisers		\$27.42	\$22.99	\$27.58	\$31.15	\$57,036
11-1021	General and Operations Managers	1,438	\$56.94	\$34.50	\$52.55	\$74.60	\$118,439
29-1216	General Internal Medicine Physicians	16	\$116.48	\$91.03			\$242,267
19-4045	Geological and Hydrologic Technicians	15	\$27.56	\$20.38	\$27.32	\$35.91	\$57,324
19-2042	Geoscientists, Except Hydrologists and Geographers	67	\$45.34	\$29.58	\$37.77	\$55.23	\$94,300
45-2041	Graders and Sorters, Agricultural Products	318	\$13.80	\$12.66	\$13.14	\$14.54	\$28,710
27-1024	Graphic Designers	111	\$25.55	\$18.67	\$23.90	\$29.91	\$53,126
51-4033	Grind/Lap/Polish/Buf. Mach. Tool Setters, Oprs, & Tenders, Metal & Plastic	22	\$22.17	\$19.08	\$22.09	\$25.56	\$46,097
39-5012	Hairdressers, Hairstylists, and Cosmetologists	397	\$16.64	\$12.65	\$13.68	\$17.57	\$34,610
47-4041	Hazardous Materials Removal Workers	600	\$32.65	\$22.45	\$31.83	\$43.29	\$67,897
17-2111	Health and Safety Engineers, Exc. Mining Safety Engineers and Inspectors	74	\$59.72	\$46.84	\$60.60	\$74.07	\$124,229
21-1091	Health Education Specialists	58	\$28.85	\$22.57	\$27.83	\$33.90	\$60,000
29-9098	Health Info Techs & Practitioners/Reg Med./Surg. Assts./Technical, All Other	19	\$25.20	\$20.94	\$25.40	\$28.45	\$52,421
21-1022	Healthcare Social Workers	54	\$24.15	\$17.51	\$19.47	\$33.81	\$50,225
31-9099	Healthcare Support Workers, All Other	116	\$21.21	\$16.04	\$18.46	\$23.69	\$44,118
49-9021	Heating, Air Conditioning, and Refrigeration Mechanics and Installers	407	\$25.24	\$19.89	\$25.21	\$29.85	\$52,502
53-3032	Heavy and Tractor-Trailer Truck Drivers	1,340	\$22.70	\$17.65	\$22.28	\$26.79	\$47,222
47-3011	Helpers-Brickmasons, Blockmasons, Stonemasons, & Tile & Marble Setters		\$20.07	\$16.27	\$18.17	\$26.17	\$41,742
49-9098	Helpers-Installation, Maintenance, and Repair Workers		\$15.12	\$12.59	\$14.22	\$16.96	\$31,444
51-9198	Helpers-Production Workers		\$17.19	\$14.67	\$17.03	\$18.77	\$35,740
47-4051	Highway Maintenance Workers	114	\$25.86	\$21.55	\$25.15	\$29.97	\$53,794
31-1120	Home Health and Personal Care Aides	2,299	\$14.80	\$13.26	\$14.46	\$15.90	\$30,789
35-9031	Hosts and Hostesses, Restaurant, Lounge, and Coffee Shop	317	\$13.11	\$12.45	\$12.63	\$12.86	\$27,266
43-4081	Hotel, Motel, and Resort Desk Clerks	210	\$13.57	\$12.65	\$13.41	\$14.48	\$28,228
43-4161	Human Resources Assistants, Except Payroll and Timekeeping	128	\$23.05	\$20.65	\$23.11	\$25.37	\$47,945
11-3121	Human Resources Managers	70	\$66.61	\$54.38	\$65.16	\$77.62	\$138,547
13-1071	Human Resources Specialists	436	\$40.31	\$26.46	\$36.46	\$49.61	\$83,833
19-2043	Hydrologists	36	\$51.49	\$38.99	\$48.83	\$66.29	\$107,109
17-2112	Industrial Engineers	169	\$49.55	\$40.13	\$48.41	\$59.28	\$103,054
49-9041	Industrial Machinery Mechanics	540	\$29.84	\$21.82	\$27.83	\$37.71	\$62,070
11-3051	Industrial Production Managers	34	\$55.18	\$42.24	\$48.42	\$61.79	\$114,794

SOC code	Kennewick-Richland, Washington MSA occupational title	Estimated employment	Average wage	Percentiles			Annual wage
				25th	50th	75th	
53-7051	Industrial Truck and Tractor Operators	568	\$20.04	\$16.68	\$18.92	\$22.50	\$41,685
43-4199	Information and Record Clerks, All Other	63	\$20.18	\$15.19	\$20.50	\$23.93	\$41,964
15-1212	Information Security Analysts	167	\$55.87	\$41.59	\$57.12	\$69.81	\$116,221
51-9061	Inspectors, Testers, Sorters, Samplers, and Weighers	436	\$20.96	\$14.91	\$18.44	\$24.41	\$43,587
49-9099	Installation, Maintenance, and Repair Workers, All Other		\$35.50	\$21.43	\$25.03	\$34.14	\$73,847
25-9031	Instructional Coordinators	70	\$35.76	\$29.51	\$35.69	\$41.37	\$74,372
47-2132	Insulation Workers, Mechanical	56	\$33.56	\$23.03	\$35.98	\$44.75	\$69,813
43-9041	Insurance Claims and Policy Processing Clerks		\$21.41	\$20.23	\$21.70	\$23.17	\$44,514
41-3021	Insurance Sales Agents	234	\$27.58	\$18.22	\$23.42	\$30.28	\$57,377
27-3091	Interpreters and Translators	25	\$24.63	\$22.07	\$24.44	\$27.60	\$51,226
43-4111	Interviewers, Except Eligibility and Loan	101	\$16.95	\$14.01	\$16.19	\$19.21	\$35,265
37-2011	Janitors and Cleaners, Except Maids and Housekeeping Cleaners	1,445	\$16.08	\$13.28	\$14.94	\$18.07	\$33,446
23-1023	Judges, Magistrate Judges, and Magistrates	25	\$74.18	\$42.85	\$52.93	\$83.40	\$154,290
25-2012	Kindergarten Teachers, Except Special Education	306					\$63,044
13-1075	Labor Relations Specialists	183	\$34.94	\$22.13	\$30.66	\$46.26	\$72,674
53-7062	Laborers and Freight, Stock, and Material Movers, Hand	2,781	\$16.70	\$12.96	\$14.98	\$19.15	\$34,737
37-3011	Landscaping and Groundskeeping Workers	872	\$16.14	\$14.01	\$15.54	\$17.59	\$33,580
51-6011	Laundry and Dry-Cleaning Workers	189	\$14.37	\$12.54	\$13.29	\$14.89	\$29,901
23-1011	Lawyers	154	\$51.58	\$31.35	\$44.28	\$59.70	\$107,303
43-6012	Legal Secretaries and Administrative Assistants	80	\$22.09	\$20.05	\$22.36	\$24.54	\$45,948
23-2099	Legal Support Workers, All Other		\$35.66	\$32.17	\$35.39	\$38.72	\$74,157
11-1031	Legislators	18					
25-4022	Librarians and Media Collections Specialists	106	\$36.93	\$30.68	\$38.28	\$44.58	\$76,793
43-4121	Library Assistants, Clerical	59	\$21.16	\$19.13	\$21.70	\$23.92	\$44,022
25-4031	Library Technicians	26	\$19.68	\$16.48	\$19.74	\$23.06	\$40,940
29-2061	Licensed Practical and Licensed Vocational Nurses	188	\$27.85	\$26.13	\$28.17	\$30.32	\$57,937
33-9092	Lifeguards, Ski Patrol, and Other Recreational Protective Service Workers	109	\$13.13	\$12.47	\$12.57	\$12.95	\$27,317
53-3033	Light Truck Drivers	521	\$22.40	\$15.31	\$21.18	\$28.93	\$46,579
43-4131	Loan Interviewers and Clerks	93	\$20.58	\$16.73	\$19.91	\$24.76	\$42,803
13-2072	Loan Officers	198	\$34.84	\$21.76	\$26.51	\$36.53	\$72,470
49-9094	Locksmiths and Safe Repairers	27	\$18.38	\$15.93	\$18.23	\$21.42	\$38,232
11-9081	Lodging Managers	57	\$27.69	\$25.74	\$28.61	\$31.59	\$57,606
13-1081	Logisticians	85	\$39.38	\$30.62	\$38.21	\$48.44	\$81,919
51-4041	Machinists	212	\$29.44	\$24.48	\$29.49	\$34.95	\$61,227
29-2035	Magnetic Resonance Imaging Technologists	24	\$43.08	\$36.97	\$43.85	\$50.13	\$89,612
37-2012	Maids and Housekeeping Cleaners	529	\$13.76	\$12.59	\$13.09	\$14.45	\$28,625
43-9051	Mail Clerks and Mail Machine Operators, Except Postal Service	13	\$21.27	\$20.10	\$21.87	\$23.76	\$44,258
49-9071	Maintenance and Repair Workers, General	1,289	\$21.73	\$15.48	\$19.64	\$26.04	\$45,214
13-1111	Management Analysts	189	\$45.64	\$31.04	\$44.75	\$54.51	\$94,930
39-5092	Manicurists and Pedicurists		\$14.71	\$13.25	\$14.34	\$15.51	\$30,603
13-1161	Market Research Analysts and Marketing Specialists	245	\$26.70	\$17.88	\$24.28	\$33.84	\$55,529
11-2021	Marketing Managers	38	\$62.16	\$43.91	\$53.38	\$70.74	\$129,282
31-9011	Massage Therapists	128	\$33.96	\$29.84	\$34.62	\$38.93	\$70,642
17-2131	Materials Engineers	39	\$55.93	\$43.21	\$55.71	\$68.32	\$116,343
17-3013	Mechanical Drafters	39	\$28.41	\$19.51	\$27.29	\$36.69	\$59,091

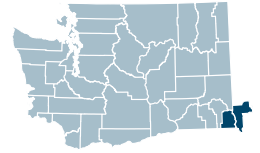
SOC code	Kennewick-Richland, Washington MSA occupational title	Estimated employment	Average wage	Percentiles			Annual wage
				25th	50th	75th	
17-3027	Mechanical Engineering Technologists and Technicians	27	\$26.42	\$21.20	\$24.01	\$31.79	\$54,954
17-2141	Mechanical Engineers	323	\$54.46	\$41.42	\$51.64	\$66.90	\$113,279
27-3099	Media and Communication Workers, All Other		\$25.06	\$22.03	\$24.45	\$28.16	\$52,125
11-9111	Medical and Health Services Managers	241	\$58.46	\$38.55	\$51.25	\$66.01	\$121,605
31-9092	Medical Assistants	723	\$18.44	\$16.20	\$18.22	\$20.46	\$38,360
29-2098	Medical Dosimetrists/ Med. Rcrds./Health Technologists/Technicians, All Other	560	\$31.38	\$19.77	\$31.32	\$42.72	\$65,271
31-9093	Medical Equipment Preparers	61	\$18.44	\$14.20	\$16.07	\$22.38	\$38,360
49-9062	Medical Equipment Repairers	37	\$20.58	\$15.36	\$18.18	\$23.73	\$42,801
19-1042	Medical Scientists, Except Epidemiologists	46	\$66.41	\$44.74	\$62.44	\$79.64	\$138,141
43-6013	Medical Secretaries and Administrative Assistants	293	\$17.89	\$14.68	\$17.28	\$21.31	\$37,211
31-9094	Medical Transcriptionists	33					
13-1121	Meeting, Convention, and Event Planners		\$20.96	\$15.08	\$17.01	\$18.90	\$43,617
21-1023	Mental Health and Substance Abuse Social Workers	92	\$27.74	\$24.99	\$28.01	\$31.20	\$57,691
27-1026	Merchandise Displayers and Window Trimmers	118	\$17.08	\$13.78	\$15.28	\$20.47	\$35,536
25-2022	Middle School Teachers, Except Special and Career/Technical Education	525					\$74,086
49-9044	Millwrights	99	\$37.20	\$25.99	\$41.49	\$46.52	\$77,373
51-2090	Miscellaneous Assemblers and Fabricators	249	\$17.52	\$14.26	\$16.47	\$19.52	\$36,437
33-1090	Miscellaneous First-Line Supervisors, Protective Service Workers	59	\$34.56	\$25.99	\$31.34	\$44.77	\$71,878
51-9023	Mixing and Blending Machine Setters, Operators, and Tenders	120	\$20.61	\$17.38	\$19.60	\$22.78	\$42,870
49-3042	Mobile Heavy Equipment Mechanics, Except Engines	247	\$27.31	\$21.95	\$27.40	\$31.26	\$56,806
53-3099	Motor Vehicle Operators, All Other	26	\$17.53	\$14.80	\$16.36	\$20.59	\$36,459
11-9121	Natural Sciences Managers		\$71.78	\$58.88	\$70.79	\$80.18	\$149,298
15-1244	Network and Computer Systems Administrators	145	\$40.04	\$32.59	\$38.59	\$47.84	\$83,289
43-4141	New Accounts Clerks	62	\$20.76	\$18.46	\$20.88	\$23.43	\$43,193
29-2033	Nuclear Medicine Technologists	10					
29-1171	Nurse Practitioners	99	\$54.56	\$45.23	\$52.68	\$62.92	\$113,483
31-1131	Nursing Assistants	1,483	\$14.68	\$13.21	\$14.38	\$15.66	\$30,531
19-5011	Occupational Health and Safety Specialists	230	\$43.93	\$28.26	\$45.43	\$60.73	\$91,389
29-1122	Occupational Therapists	58	\$44.09	\$36.38	\$44.02	\$51.77	\$91,696
31-2011	Occupational Therapy Assistants	11	\$32.10	\$26.23	\$33.58	\$38.03	\$66,748
43-9199	Office and Administrative Support Workers, All Other	201	\$23.21	\$16.74	\$20.19	\$24.03	\$48,273
43-9061	Office Clerks, General	2,368	\$18.34	\$14.24	\$17.03	\$20.80	\$38,153
47-2073	Operating Engineers and Other Construction Equipment Operators	376	\$31.21	\$26.10	\$30.18	\$35.97	\$64,930
15-2031	Operations Research Analysts	61	\$33.65	\$27.91	\$31.51	\$39.48	\$69,980
29-2081	Opticians, Dispensing	49	\$20.07	\$17.19	\$19.04	\$22.88	\$41,757
29-1041	Optometrists		\$82.51	\$57.46	\$69.47	\$99.22	\$171,624
43-4151	Order Clerks	38	\$15.51	\$13.78	\$14.92	\$16.76	\$32,264
49-3053	Outdoor Power Equipment and Other Small Engine Mechanics		\$16.84	\$13.85	\$16.09	\$19.55	\$35,022
51-9111	Packaging and Filling Machine Operators and Tenders	1,016	\$16.89	\$12.37	\$16.32	\$20.37	\$35,146
53-7064	Packers and Packagers, Hand	937	\$13.97	\$12.86	\$13.26	\$14.54	\$29,044
47-2141	Painters, Construction and Maintenance	321	\$21.57	\$17.01	\$19.87	\$24.10	\$44,863
23-2011	Paralegals and Legal Assistants	159	\$23.31	\$18.38	\$23.67	\$27.80	\$48,478
41-2022	Parts Salespersons	315	\$19.72	\$15.73	\$19.71	\$23.52	\$41,018
53-3058	Passenger Vehicle Drivers, Except Bus Drivers, Transit and Intercity	466	\$20.23	\$17.52	\$20.60	\$23.48	\$42,089
43-3051	Payroll and Timekeeping Clerks	57	\$26.11	\$21.59	\$25.23	\$30.47	\$54,306

SOC code	Kennewick-Richland, Washington MSA occupational title	Estimated employment	Average wage	Percentiles			Annual wage
				25th	50th	75th	
13-2052	Personal Financial Advisors	58	\$50.29	\$19.73	\$36.24	\$58.27	\$104,582
11-9198	Pers. Svcs. Mgrs., All Other; Entmt./Recr. Mgrs., Exc. Gambling; & Mgrs., All Other	293	\$66.03	\$52.01	\$65.61	\$77.16	\$137,335
39-1098	Personal Svcs. & Entmt. & Recr. Supervisors, Except Gambling Services	100	\$24.85	\$19.84	\$22.95	\$27.42	\$51,689
29-1051	Pharmacists	206	\$61.88	\$55.01	\$64.52	\$73.56	\$128,703
31-9095	Pharmacy Aides	54	\$14.16	\$13.17	\$14.10	\$15.03	\$29,460
29-2052	Pharmacy Technicians	196	\$21.64	\$20.32	\$22.15	\$23.96	\$45,015
31-9097	Phlebotomists	183	\$19.05	\$16.32	\$18.86	\$21.71	\$39,627
19-2099	Physical Scientists, All Other		\$57.81	\$49.51	\$55.71	\$64.13	\$120,265
31-2022	Physical Therapist Aides		\$14.16	\$13.14	\$14.04	\$14.99	\$29,470
31-2021	Physical Therapist Assistants	60	\$30.87	\$23.50	\$30.26	\$38.05	\$64,214
29-1123	Physical Therapists	116	\$41.71	\$34.70	\$39.41	\$48.80	\$86,752
29-1071	Physician Assistants	110	\$55.80	\$46.22	\$56.34	\$64.65	\$116,078
29-1228	Physicians, All Other and Ophthalmologists, Except Pediatric	261	\$112.84	\$61.05			\$234,709
47-2151	Pipelayers	28	\$26.71	\$23.93	\$27.48	\$30.35	\$55,566
47-2161	Plasterers and Stucco Masons		\$21.56	\$20.37	\$22.00	\$23.63	\$44,842
47-2152	Plumbers, Pipefitters, and Steamfitters	931	\$37.51	\$28.55	\$41.78	\$46.79	\$78,013
33-3051	Police and Sheriff's Patrol Officers	387	\$41.59	\$35.86	\$43.30	\$48.76	\$86,525
43-5051	Postal Service Clerks	42	\$25.89	\$21.86	\$29.91	\$29.92	\$53,855
43-5052	Postal Service Mail Carriers	251	\$24.48	\$18.23	\$22.12	\$31.71	\$50,926
51-8012	Power Distributors and Dispatchers	26	\$50.94	\$47.87	\$49.54	\$53.76	\$105,961
49-9069	Precision Instrument and Equipment Repairers, All Other	55	\$41.00	\$38.16	\$42.92	\$46.92	\$85,285
25-2011	Preschool Teachers, Except Special Education	362	\$14.13	\$12.38	\$13.45	\$14.65	\$29,387
51-5112	Printing Press Operators	69	\$19.30	\$14.53	\$17.27	\$23.22	\$40,135
21-1092	Probation Officers and Correctional Treatment Specialists	141	\$28.94	\$26.54	\$29.21	\$31.41	\$60,194
43-3061	Procurement Clerks	56					
27-2012	Producers and Directors	37	\$17.33	\$12.53	\$14.75	\$17.75	\$36,067
43-5061	Production, Planning, and Expediting Clerks	215	\$27.00	\$17.50	\$24.17	\$33.06	\$56,149
13-1198	Project Mgmt. Specialists and Business Operations Specialists, All Other	1,186	\$43.12	\$27.79	\$39.74	\$55.69	\$89,677
11-9141	Property, Real Estate, and Community Association Managers	48	\$34.74	\$20.84	\$27.27	\$45.47	\$72,257
33-0000	Protective Service Occupations	2,287	\$30.75	\$20.45	\$28.57	\$39.79	\$63,957
29-1223	Psychiatrists		\$133.14				\$276,915
11-2030	Public Relations and Fundraising Managers	31	\$62.85	\$48.51	\$64.34	\$75.51	\$130,728
27-3031	Public Relations Specialists	124	\$43.06	\$33.38	\$44.41	\$54.16	\$89,571
43-5031	Public Safety Telecommunicators	31	\$25.48	\$22.93	\$26.81	\$29.75	\$52,995
11-3061	Purchasing Managers	79	\$64.45	\$51.82	\$62.25	\$76.32	\$134,057
29-1124	Radiation Therapists		\$43.49	\$40.32	\$44.34	\$48.52	\$90,460
29-2034	Radiologic Technologists and Technicians	219	\$34.04	\$28.87	\$33.96	\$38.48	\$70,807
41-9022	Real Estate Sales Agents	168	\$26.98	\$14.84	\$28.08	\$36.48	\$56,127
43-4171	Receptionists and Information Clerks	958	\$16.65	\$13.94	\$15.95	\$18.56	\$34,630
39-9032	Recreation Workers	119	\$15.08	\$12.76	\$13.96	\$15.47	\$31,355
53-7081	Refuse and Recyclable Material Collectors	113	\$25.78	\$23.17	\$26.50	\$29.32	\$53,609
29-1141	Registered Nurses	2,081	\$38.69	\$32.17	\$37.32	\$44.37	\$80,480
21-1015	Rehabilitation Counselors	98	\$29.34	\$26.12	\$30.26	\$35.07	\$61,021
29-1126	Respiratory Therapists	71	\$35.65	\$29.83	\$34.40	\$39.37	\$74,137
41-2031	Retail Salespersons	4,698	\$15.81	\$12.75	\$13.75	\$16.36	\$32,875

SOC code	Kennewick-Richland, Washington MSA occupational title	Estimated employment	Average wage	Percentiles			Annual wage
				25th	50th	75th	
47-2181	Roofers	141	\$21.22	\$18.64	\$21.54	\$23.85	\$44,132
41-9099	Sales and Related Workers, All Other	57	\$19.29	\$13.77	\$14.93	\$27.08	\$40,112
11-2022	Sales Managers	154	\$56.95	\$37.79	\$51.10	\$68.82	\$118,470
41-3091	Sales Reps. of Svcs., Exc. Advertising, Insurance, Financial Svcs., & Travel	353	\$30.86	\$17.65	\$27.37	\$38.00	\$64,198
41-4012	Sales Reps./Wholesale/Manufacturing, Exc. Technical/Scientific Products	803	\$32.88	\$20.50	\$30.51	\$38.96	\$68,394
41-4011	Sales Reps./Wholesale/Manufacturing, Technical/Scientific Products		\$36.88	\$33.69	\$37.23	\$41.07	\$76,725
33-9098	School Bus Monitors and Protective Service Workers, All Other	108	\$21.82	\$14.75	\$16.13	\$21.16	\$45,374
25-2031	Secondary School Teachers, Exc. Special and Career/Technical Education	717					\$74,872
43-6014	Secretaries and Admin. Assistants, Except Legal, Medical, and Executive	1,567	\$21.28	\$17.61	\$21.19	\$24.84	\$44,268
41-3031	Securities, Commodities, and Financial Services Sales Agents		\$32.80	\$19.55	\$26.60	\$42.98	\$68,238
33-9032	Security Guards	471	\$23.74	\$14.91	\$19.49	\$34.92	\$49,381
25-3021	Self-Enrichment Teachers	165	\$22.04	\$17.12	\$20.41	\$26.44	\$45,853
51-9012	Separating & Filtering Machine Setters/Operators/Tenders	148	\$22.08	\$15.39	\$19.17	\$27.99	\$45,912
47-2211	Sheet Metal Workers		\$33.97	\$20.48	\$33.33	\$47.22	\$70,658
43-5071	Shipping, Receiving, and Inventory Clerks	200	\$19.38	\$14.54	\$17.49	\$22.53	\$40,315
39-5094	Skincare Specialists	17	\$20.77	\$14.52	\$17.73	\$25.58	\$43,201
11-9151	Social and Community Service Managers	86	\$36.04	\$28.61	\$34.80	\$42.00	\$74,965
21-1093	Social and Human Service Assistants	206	\$17.99	\$15.18	\$17.69	\$20.19	\$37,405
15-1256	Software Developers and Software Quality Assur. Analysts and Testers	515	\$52.99	\$40.73	\$50.67	\$64.87	\$110,214
19-1013	Soil and Plant Scientists	29	\$50.91	\$36.61	\$44.38	\$58.62	\$105,894
25-2052	Special Education Teachers, Kindergarten and Elementary School	193					\$65,792
25-2057	Special Education Teachers, Middle School	70					\$71,358
25-2051	Special Education Teachers, Preschool	36					\$75,220
25-2058	Special Education Teachers, Secondary School	85					\$73,279
27-1014	Special Effects Artists and Animators	17	\$43.40	\$32.38	\$43.29	\$57.15	\$90,266
29-1127	Speech-Language Pathologists	104	\$38.84	\$30.11	\$38.30	\$47.49	\$80,786
51-8021	Stationary Engineers and Boiler Operators	81	\$36.81	\$32.10	\$35.79	\$41.38	\$76,562
53-7065	Stockers and Order Fillers	1,131	\$15.64	\$12.90	\$14.23	\$16.33	\$32,518
51-2041	Structural Metal Fabricators and Fitters		\$23.85	\$17.47	\$20.95	\$28.91	\$49,600
21-1018	Substance Abuse, Behavioral Disorder, and Mental Health Counselors	370	\$33.58	\$21.80	\$26.61	\$33.15	\$69,826
25-3031	Substitute Teachers, Short-Term	653	\$17.41	\$16.36	\$17.52	\$18.67	\$36,210
29-1248	Surgeons, Except Ophthalmologists		\$100.90	\$33.67			\$209,867
29-2055	Surgical Technologists	91	\$26.71	\$21.72	\$26.09	\$31.56	\$55,567
17-3031	Surveying and Mapping Technicians	28	\$26.53	\$19.96	\$27.28	\$31.04	\$55,168
17-1022	Surveyors		\$41.83	\$36.73	\$41.64	\$47.23	\$87,007
51-6052	Tailors, Dressmakers, and Custom Sewers		\$16.17	\$12.37	\$14.52	\$19.51	\$33,640
47-2082	Tapers	194	\$29.35	\$24.53	\$28.56	\$32.00	\$61,047
13-2081	Tax Examiners and Collectors, and Revenue Agents	14	\$30.33	\$27.42	\$29.56	\$31.83	\$63,093
13-2082	Tax Preparers	21	\$19.91	\$14.56	\$19.51	\$23.54	\$41,417
25-9045	Teaching Assistants, Except Postsecondary	1,958					\$33,595
27-3042	Technical Writers	101	\$45.28	\$36.87	\$44.71	\$54.60	\$94,178
49-2022	Telecommunications Equipment Installers and Repairers, Exc. Line Installers	75	\$32.16	\$31.39	\$35.07	\$38.24	\$66,895
49-9052	Telecommunications Line Installers and Repairers	34	\$37.45	\$34.43	\$37.81	\$41.07	\$77,905
43-3071	Tellers	557	\$16.76	\$14.49	\$16.10	\$18.56	\$34,845
47-2044	Tile and Stone Setters	60	\$19.71	\$16.54	\$18.71	\$22.62	\$40,979

SOC code	Kennewick-Richland, Washington MSA occupational title	Estimated employment	Average wage	Percentiles			Annual wage
				25th	50th	75th	
49-3093	Tire Repairers and Changers		\$15.05	\$13.18	\$14.11	\$15.04	\$31,291
23-2093	Title Examiners, Abstractors, and Searchers	69	\$23.00	\$17.48	\$22.74	\$28.29	\$47,855
11-3131	Training and Development Managers	19	\$67.35	\$55.13	\$69.96	\$79.87	\$140,095
13-1151	Training and Development Specialists	265	\$37.49	\$24.48	\$36.57	\$50.59	\$77,979
33-9093	Transportation Security Screeners	39	\$19.08	\$18.55	\$18.83	\$19.74	\$39,678
11-3071	Transportation, Storage, and Distribution Managers	115	\$48.96	\$37.23	\$44.01	\$57.80	\$101,843
53-1047	Transportation/Material Moving Supervisors/No Cargo Handlers	310	\$33.43	\$24.67	\$32.53	\$40.67	\$69,537
25-3097	Tutors and Teachers and Instructors, All Other	99					\$42,737
51-6093	Upholsterers	27	\$19.43	\$15.20	\$19.83	\$22.82	\$40,422
19-3051	Urban and Regional Planners	31	\$36.67	\$32.54	\$37.12	\$42.74	\$76,272
29-1131	Veterinarians	33	\$56.32	\$42.88	\$56.75	\$71.28	\$117,150
31-9096	Veterinary Assistants and Laboratory Animal Caretakers	79	\$14.27	\$12.92	\$13.97	\$15.20	\$29,676
29-2056	Veterinary Technologists and Technicians	76	\$18.12	\$16.71	\$18.05	\$19.44	\$37,691
35-3031	Waiters and Waitresses	1,911	\$16.64	\$13.01	\$16.18	\$18.96	\$34,600
15-1257	Web Developers and Digital Interface Designers	17	\$40.45	\$21.99	\$36.16	\$56.13	\$84,137
43-5111	Weighers, Measurers, Checkers, and Samplers, Recordkeeping	50	\$20.33	\$15.36	\$21.40	\$24.52	\$42,281
51-4121	Welders, Cutters, Solderers, and Brazers	180	\$27.78	\$20.33	\$25.52	\$30.37	\$57,775

Clarkston (WA) and Lewiston (ID) MSA
 2020 Occupational Employment
 and Wage Estimates
 Includes Asotin (WA) and Nez Pierce (ID) counties



SOC code	Clarkston (WA) and Lewiston (ID) MSA occupational title	Estimated employment	Average wage	Percentiles			Annual wage
				25th	50th	75th	
13-2011	Accountants and Auditors	129	\$33.19	\$25.28	\$30.02	\$38.73	\$69,039
11-3010	Administrative Services and Facilities Managers	20	\$38.72	\$27.55	\$35.67	\$49.23	\$80,534
41-3011	Advertising Sales Agents	27	\$21.68	\$14.21	\$16.94	\$28.07	\$45,089
39-3091	Amusement and Recreation Attendants		\$10.44	\$8.77	\$9.50	\$10.38	\$21,714
11-9041	Architectural and Engineering Managers	17	\$54.51	\$42.75	\$47.31	\$62.83	\$113,389
53-6031	Automotive and Watercraft Service Attendants	18	\$17.54	\$13.43	\$15.25	\$22.22	\$36,490
49-3021	Automotive Body and Related Repairers	43	\$22.54	\$15.89	\$21.90	\$28.69	\$46,890
49-3023	Automotive Service Technicians and Mechanics	158	\$20.41	\$14.22	\$19.59	\$25.57	\$42,464
51-3011	Bakers	34	\$16.43	\$11.50	\$13.87	\$21.21	\$34,173
35-3011	Bartenders	89	\$10.60	\$8.76	\$9.63	\$11.89	\$22,043
43-3011	Bill and Account Collectors	36					
43-3021	Billing and Posting Clerks	85	\$19.96	\$17.08	\$19.17	\$22.76	\$41,523
19-1029	Biological Scientists, All Other	11	\$35.67	\$32.30	\$34.94	\$37.09	\$74,188
19-4021	Biological Technicians	31	\$15.44	\$13.33	\$13.74	\$17.56	\$32,135
43-3031	Bookkeeping, Accounting, and Auditing Clerks	305	\$21.70	\$16.93	\$20.16	\$25.58	\$45,149
27-3011	Broadcast Announcers and Radio Disc Jockeys	24	\$14.91	\$11.34	\$15.62	\$18.17	\$31,011
27-4012	Broadcast Technicians	10	\$12.52	\$9.17	\$11.04	\$15.81	\$26,037
49-3031	Bus and Truck Mechanics and Diesel Engine Specialists	105	\$23.68	\$14.89	\$23.35	\$31.08	\$49,241
53-3052	Bus Drivers, Transit and Intercity	28	\$16.80	\$13.66	\$16.80	\$19.65	\$34,934
13-1020	Buyers and Purchasing Agents	141	\$26.55	\$22.94	\$27.26	\$30.18	\$55,223
51-7011	Cabinetmakers and Bench Carpenters	25	\$19.29	\$16.50	\$18.56	\$21.33	\$40,125
47-2031	Carpenters	165	\$24.08	\$18.13	\$22.83	\$28.94	\$50,096
41-2011	Cashiers	998	\$12.04	\$10.15	\$11.56	\$12.52	\$25,044
47-2051	Cement Masons and Concrete Finishers	52	\$23.00	\$19.74	\$22.37	\$24.94	\$47,840
35-1011	Chefs and Head Cooks		\$20.92	\$17.51	\$19.32	\$23.14	\$43,520
11-1011	Chief Executives	54	\$52.47	\$19.40	\$42.67	\$63.71	\$109,154
21-1021	Child, Family, and School Social Workers	52	\$23.09	\$17.92	\$23.42	\$27.40	\$48,049
39-9011	Childcare Workers	104	\$11.61	\$10.38	\$12.39	\$12.54	\$24,155
17-3022	Civil Engineering Technologists and Technicians	13	\$26.39	\$24.91	\$25.76	\$26.45	\$54,903
17-2051	Civil Engineers	23	\$40.13	\$32.57	\$39.10	\$43.99	\$83,473
53-7061	Cleaners of Vehicles and Equipment	111	\$13.31	\$10.99	\$12.58	\$15.40	\$27,696
29-2010	Clinical Laboratory Technologists and Technicians	45	\$26.90	\$19.91	\$26.34	\$32.89	\$55,955
19-3031	Clinical, Counseling, and School Psychologists	16	\$25.52	\$16.76	\$20.56	\$31.78	\$53,075
27-2022	Coaches and Scouts	42					\$50,623
49-9091	Coin, Vending, and Amusement Machine Servicers and Repairers		\$15.52	\$13.64	\$15.72	\$17.88	\$32,282
13-1041	Compliance Officers	55	\$25.88	\$17.66	\$23.16	\$30.34	\$53,839
11-3021	Computer and Information Systems Managers	33	\$52.83	\$38.63	\$48.14	\$62.99	\$109,887
15-1299	Computer Occupations, All Other	12	\$29.80	\$26.80	\$31.73	\$34.78	\$61,971
15-1211	Computer Systems Analysts	72	\$45.94	\$36.11	\$49.85	\$57.42	\$95,557
15-1232	Computer User Support Specialists	53	\$21.09	\$16.16	\$19.60	\$24.63	\$43,871

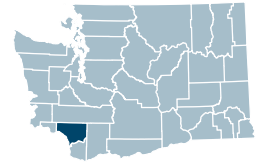
SOC code	Clarkston (WA) and Lewiston (ID) MSA occupational title	Estimated employment	Average wage	Percentiles			Annual wage
				25th	50th	75th	
47-4011	Construction and Building Inspectors	18	\$31.22	\$26.01	\$30.82	\$39.41	\$64,940
47-2061	Construction Laborers	278	\$21.83	\$14.84	\$18.60	\$25.68	\$45,399
11-9021	Construction Managers	31	\$41.48	\$33.14	\$38.46	\$46.07	\$86,276
35-2012	Cooks, Institution and Cafeteria	102	\$14.05	\$11.58	\$13.26	\$15.70	\$29,223
35-2014	Cooks, Restaurant	224	\$13.51	\$12.34	\$13.14	\$15.17	\$28,110
35-2015	Cooks, Short Order		\$13.90	\$12.39	\$14.10	\$15.37	\$28,914
13-1051	Cost Estimators	31	\$30.88	\$27.31	\$30.28	\$34.96	\$64,234
41-2021	Counter and Rental Clerks	37	\$17.76	\$12.69	\$14.85	\$18.60	\$36,936
43-4031	Court, Municipal, and License Clerks	44	\$21.97	\$19.16	\$21.91	\$24.38	\$45,702
43-4051	Customer Service Representatives	364	\$19.40	\$14.64	\$18.87	\$22.91	\$40,355
43-9021	Data Entry Keyers	27	\$18.50	\$15.69	\$17.48	\$19.33	\$38,481
31-9091	Dental Assistants	99	\$18.39	\$16.50	\$18.37	\$20.33	\$38,236
29-1292	Dental Hygienists	59	\$39.32	\$32.87	\$38.55	\$48.69	\$81,777
29-1031	Dietitians and Nutritionists	20	\$28.10	\$23.00	\$28.63	\$32.65	\$58,437
35-9011	Dining Room and Cafeteria Attendants and Bartender Helpers	71					
35-9021	Dishwashers	73	\$11.20	\$9.50	\$11.74	\$12.57	\$23,300
43-5032	Dispatchers, Except Police, Fire, and Ambulance	24	\$20.45	\$16.79	\$20.02	\$24.08	\$42,547
53-3031	Driver/Sales Workers	76					
11-9032	Education Administrators, Kindergarten through Secondary	54					\$97,048
21-1012	Educational, Guidance, and Career Counselors and Advisors	47	\$26.03	\$20.60	\$24.01	\$28.83	\$54,137
49-2094	Electrical and Electronics Repairers, Commercial and Industrial Equipment	93	\$35.34	\$29.45	\$33.24	\$38.17	\$73,509
17-2071	Electrical Engineers	30	\$57.62	\$46.53	\$60.01	\$72.19	\$119,857
49-9051	Electrical Power-Line Installers and Repairers	22	\$46.94	\$44.28	\$47.77	\$51.03	\$97,634
47-2111	Electricians	242	\$41.56	\$27.37	\$32.88	\$57.27	\$86,440
25-2021	Elementary School Teachers, Except Special Education						\$59,193
43-6011	Executive Secretaries and Executive Administrative Assistants	39	\$26.36	\$20.39	\$25.66	\$31.26	\$54,838
39-9031	Exercise Trainers and Group Fitness Instructors	59	\$22.26	\$18.17	\$22.51	\$26.29	\$46,312
45-4021	Fallers	12	\$41.89	\$23.69	\$51.26	\$58.36	\$87,120
29-1215	Family Medicine Physicians		\$77.01	\$66.15	\$73.49	\$80.84	\$160,174
35-3023	Fast Food and Counter Workers	878	\$11.42	\$9.17	\$11.62	\$12.82	\$23,764
43-4071	File Clerks	26	\$13.57	\$8.93	\$12.30	\$15.73	\$28,218
13-2098	Financial & Investment Analysts, Financial Risk Specialists, All Other	10	\$41.73	\$25.05	\$45.12	\$50.29	\$86,806
11-3031	Financial Managers	65	\$42.86	\$30.78	\$40.12	\$52.76	\$89,158
33-2011	Firefighters	87	\$26.82	\$14.55	\$23.08	\$37.03	\$55,799
47-1011	First-Line Supervisors of Construction Trades and Extraction Workers	111	\$38.14	\$25.47	\$31.80	\$45.74	\$79,332
35-1012	First-Line Supervisors of Food Preparation and Serving Workers	155	\$17.19	\$12.76	\$15.55	\$19.95	\$35,754
37-1011	First-Line Supervisors of Housekeeping and Janitorial Workers	32	\$18.41	\$16.58	\$18.27	\$20.12	\$38,298
37-1012	First-Line Sprvs. of Landscaping, Lawn Service, & Groundskeeping Workers	19	\$25.25	\$20.60	\$24.38	\$32.08	\$52,523
49-1011	First-Line Supervisors of Mechanics, Installers, and Repairers	111	\$37.27	\$24.29	\$32.02	\$43.33	\$77,516
41-1012	First-Line Supervisors of Non-Retail Sales Workers	40	\$31.42	\$21.44	\$27.88	\$39.58	\$65,343
43-1011	First-Line Supervisors of Office and Administrative Support Workers	298	\$29.11	\$20.84	\$25.79	\$34.29	\$60,543
33-1012	First-Line Supervisors of Police and Detectives	47	\$40.93	\$35.24	\$39.93	\$47.19	\$85,145
51-1011	First-Line Supervisors of Production and Operating Workers	188	\$31.30	\$23.56	\$32.02	\$38.54	\$65,119
41-1011	First-Line Supervisors of Retail Sales Workers	219	\$18.93	\$14.73	\$17.62	\$22.13	\$39,383
35-2021	Food Preparation Workers	161	\$12.70	\$9.99	\$11.57	\$14.12	\$26,411

SOC code	Clarkston (WA) and Lewiston (ID) MSA occupational title	Estimated employment	Average wage	Percentiles			Annual wage
				25th	50th	75th	
35-3041	Food Servers, Nonrestaurant	45	\$11.79	\$9.95	\$11.72	\$13.57	\$24,536
11-9051	Food Service Managers	13	\$22.69	\$16.95	\$23.02	\$27.90	\$47,200
11-1021	General and Operations Managers	408	\$34.23	\$21.35	\$29.16	\$43.03	\$71,188
39-5012	Hairdressers, Hairstylists, and Cosmetologists	39	\$16.41	\$13.34	\$14.92	\$17.53	\$34,136
21-1022	Healthcare Social Workers	30					
31-9099	Healthcare Support Workers, All Other	22					
49-9021	Heating, Air Conditioning, and Refrigeration Mechanics and Installers	69	\$21.33	\$16.47	\$19.85	\$26.71	\$44,375
53-3032	Heavy and Tractor-Trailer Truck Drivers	620	\$30.54	\$20.55	\$25.29	\$33.73	\$63,522
47-4051	Highway Maintenance Workers	40	\$23.26	\$19.29	\$23.10	\$26.98	\$48,386
31-1120	Home Health and Personal Care Aides	843	\$12.71	\$10.86	\$11.92	\$13.34	\$26,431
43-4081	Hotel, Motel, and Resort Desk Clerks	106	\$13.06	\$10.21	\$12.58	\$16.09	\$27,163
43-4161	Human Resources Assistants, Except Payroll and Timekeeping	21	\$20.86	\$19.38	\$21.66	\$23.74	\$43,398
11-3121	Human Resources Managers	26	\$37.92	\$23.86	\$35.12	\$45.66	\$78,854
13-1071	Human Resources Specialists	82	\$31.14	\$21.49	\$25.67	\$39.23	\$64,773
17-2112	Industrial Engineers	68	\$33.24	\$26.75	\$30.73	\$38.24	\$69,132
49-9041	Industrial Machinery Mechanics		\$23.11	\$19.34	\$23.13	\$26.97	\$48,086
11-3051	Industrial Production Managers	18	\$45.31	\$41.62	\$46.23	\$50.90	\$94,238
53-7051	Industrial Truck and Tractor Operators	129	\$20.23	\$16.66	\$19.14	\$23.68	\$42,079
43-4199	Information and Record Clerks, All Other	12	\$16.59	\$14.69	\$15.67	\$19.10	\$34,507
51-9061	Inspectors, Testers, Sorters, Samplers, and Weighers	79	\$26.30	\$19.63	\$27.37	\$31.20	\$54,691
49-9099	Installation, Maintenance, and Repair Workers, All Other	22	\$22.99	\$19.65	\$22.67	\$26.30	\$47,831
43-9041	Insurance Claims and Policy Processing Clerks	46	\$19.60	\$16.54	\$20.65	\$23.20	\$40,775
41-3021	Insurance Sales Agents	54	\$20.85	\$16.96	\$18.97	\$23.35	\$43,350
43-4111	Interviewers, Except Eligibility and Loan		\$17.97	\$14.49	\$17.40	\$21.19	\$37,354
37-2011	Janitors and Cleaners, Except Maids and Housekeeping Cleaners	339	\$14.35	\$11.89	\$13.55	\$17.12	\$29,851
53-7062	Laborers and Freight, Stock, and Material Movers, Hand	282	\$17.84	\$12.82	\$16.79	\$21.64	\$37,101
37-3011	Landscaping and Groundskeeping Workers	164	\$14.16	\$12.41	\$13.14	\$15.67	\$29,460
51-6011	Laundry and Dry-Cleaning Workers		\$13.33	\$11.37	\$13.20	\$14.93	\$27,730
23-1011	Lawyers	34	\$57.00	\$29.33	\$42.48	\$61.34	\$118,549
25-4022	Librarians and Media Collections Specialists		\$28.40	\$18.38	\$32.22	\$37.13	\$59,050
43-4121	Library Assistants, Clerical	17	\$16.87	\$16.09	\$17.25	\$18.41	\$35,081
25-4031	Library Technicians	21	\$14.99	\$13.20	\$14.72	\$17.00	\$31,195
29-2061	Licensed Practical and Licensed Vocational Nurses	78	\$24.93	\$21.66	\$24.46	\$28.18	\$51,859
53-3033	Light Truck Drivers	178	\$19.01	\$12.57	\$18.72	\$23.23	\$39,528
43-4131	Loan Interviewers and Clerks	20	\$20.59	\$15.76	\$19.34	\$24.45	\$42,814
13-2072	Loan Officers	86	\$30.66	\$20.71	\$26.65	\$36.62	\$63,755
11-9081	Lodging Managers	30	\$19.74	\$9.56	\$22.05	\$25.12	\$41,061
45-4022	Logging Equipment Operators	50	\$31.79	\$26.42	\$29.33	\$37.84	\$66,135
51-4041	Machinists	94	\$27.02	\$20.28	\$25.03	\$34.93	\$56,207
37-2012	Maids and Housekeeping Cleaners	238	\$12.79	\$10.32	\$12.48	\$14.85	\$26,607
49-9071	Maintenance and Repair Workers, General	284	\$18.51	\$13.16	\$16.58	\$23.19	\$38,508
49-9043	Maintenance Workers, Machinery	76	\$29.05	\$25.80	\$29.51	\$34.29	\$60,435
13-1111	Management Analysts	44	\$43.83	\$26.90	\$44.29	\$58.58	\$91,173
13-1161	Market Research Analysts and Marketing Specialists	23	\$23.95	\$16.89	\$18.80	\$23.60	\$49,807
11-9111	Medical and Health Services Managers	62	\$43.57	\$24.75	\$40.47	\$57.41	\$90,613

SOC code	Clarkston (WA) and Lewiston (ID) MSA occupational title	Estimated employment	Average wage	Percentiles			Annual wage
				25th	50th	75th	
31-9092	Medical Assistants	133	\$16.98	\$14.67	\$17.22	\$19.29	\$35,321
29-2098	Medical Dosimetrists/ Med. Rcrds./Health Technologists/Technicians, All Other	79	\$22.60	\$17.56	\$20.12	\$27.49	\$47,028
43-6013	Medical Secretaries and Administrative Assistants	64	\$20.35	\$16.77	\$19.47	\$23.87	\$42,322
31-9094	Medical Transcriptionists	23	\$15.44	\$13.89	\$15.16	\$17.22	\$32,117
21-1023	Mental Health and Substance Abuse Social Workers	48	\$25.46	\$21.49	\$25.27	\$29.57	\$52,962
27-1026	Merchandise Displayers and Window Trimmers	38	\$14.33	\$12.32	\$13.74	\$15.22	\$29,796
49-9044	Millwrights	103	\$32.66	\$31.93	\$34.84	\$37.76	\$67,938
33-1090	Miscellaneous First-Line Supervisors, Protective Service Workers	21	\$24.82	\$19.11	\$24.23	\$30.06	\$51,637
49-3042	Mobile Heavy Equipment Mechanics, Except Engines	85	\$24.56	\$19.87	\$24.73	\$29.75	\$51,091
39-4031	Morticians, Undertakers, and Funeral Arrangers	13	\$32.92	\$23.60	\$31.79	\$43.50	\$68,479
15-1244	Network and Computer Systems Administrators	37	\$34.74	\$25.31	\$29.94	\$41.32	\$72,268
29-1171	Nurse Practitioners	38	\$44.80	\$21.66	\$50.01	\$60.05	\$93,187
31-1131	Nursing Assistants	328	\$15.04	\$13.34	\$14.87	\$16.72	\$31,273
19-5011	Occupational Health and Safety Specialists	22	\$23.51	\$14.98	\$15.85	\$31.97	\$48,907
43-9199	Office and Administrative Support Workers, All Other	14	\$17.13	\$11.62	\$15.06	\$24.04	\$35,613
43-9061	Office Clerks, General	550	\$17.30	\$12.98	\$15.35	\$19.34	\$35,982
47-2073	Operating Engineers and Other Construction Equipment Operators	114	\$25.37	\$17.91	\$23.76	\$29.94	\$52,764
15-2031	Operations Research Analysts	13	\$42.63	\$29.67	\$43.75	\$50.44	\$88,662
49-3053	Outdoor Power Equipment and Other Small Engine Mechanics	16	\$22.12	\$14.44	\$17.78	\$32.61	\$46,011
51-9111	Packaging and Filling Machine Operators and Tenders	16	\$20.60	\$15.54	\$19.79	\$26.35	\$42,849
47-2141	Painters, Construction and Maintenance	50	\$17.96	\$14.22	\$17.37	\$21.73	\$37,333
23-2011	Paralegals and Legal Assistants	35	\$24.84	\$19.66	\$23.33	\$28.50	\$51,675
41-2022	Parts Salespersons	49	\$16.85	\$11.06	\$12.84	\$19.86	\$35,051
53-3058	Passenger Vehicle Drivers, Except Bus Drivers, Transit and Intercity	78	\$20.05	\$12.63	\$16.03	\$22.28	\$41,716
43-3051	Payroll and Timekeeping Clerks	18	\$20.76	\$14.24	\$21.17	\$25.94	\$43,182
13-2052	Personal Financial Advisors	21	\$62.49	\$29.65	\$53.74	\$75.33	\$129,985
39-1098	Personal Svcs. & Entmt. & Recr. Supervisors, Except Gambling Services	14	\$15.45	\$13.71	\$14.77	\$15.84	\$32,128
37-3012	Pesticide Handlers, Sprayers, and Applicators, Vegetation	24	\$23.54	\$17.76	\$19.72	\$26.18	\$48,959
29-1051	Pharmacists	79	\$63.19	\$57.48	\$63.38	\$70.91	\$131,430
31-9095	Pharmacy Aides	13	\$15.46	\$13.15	\$14.15	\$15.14	\$32,159
29-2052	Pharmacy Technicians	109	\$17.52	\$12.92	\$16.83	\$20.20	\$36,445
31-2022	Physical Therapist Aides	27	\$14.36	\$11.89	\$13.96	\$16.32	\$29,872
31-2021	Physical Therapist Assistants	62	\$25.50	\$20.52	\$27.28	\$30.29	\$53,059
29-1123	Physical Therapists	52	\$41.68	\$33.74	\$39.83	\$49.24	\$86,670
29-1228	Physicians, All Other and Ophthalmologists, Except Pediatric	32	\$109.92	\$85.15			\$228,621
47-2152	Plumbers, Pipefitters, and Steamfitters	50	\$26.11	\$20.88	\$24.89	\$29.97	\$54,320
33-3051	Police and Sheriff's Patrol Officers	95	\$31.97	\$26.79	\$30.87	\$36.76	\$66,501
43-5051	Postal Service Clerks	15	\$24.45	\$17.62	\$23.72	\$29.92	\$50,864
43-5052	Postal Service Mail Carriers	62	\$26.59	\$18.74	\$31.46	\$31.72	\$55,299
25-2011	Preschool Teachers, Except Special Education	151	\$13.53	\$10.44	\$12.43	\$15.11	\$28,151
21-1092	Probation Officers and Correctional Treatment Specialists	25	\$24.90	\$21.63	\$23.96	\$28.46	\$51,788
43-3061	Procurement Clerks		\$21.05	\$19.41	\$22.18	\$23.83	\$43,776
51-9199	Production Workers, All Other		\$15.42	\$11.26	\$13.02	\$17.77	\$32,063
43-5061	Production, Planning, and Expediting Clerks	42	\$27.57	\$19.77	\$22.97	\$37.40	\$57,358
13-1198	Project Mgmt. Specialists and Business Operations Specialists, All Other	88	\$32.49	\$21.68	\$28.52	\$38.80	\$67,583

SOC code	Clarkston (WA) and Lewiston (ID) MSA occupational title	Estimated employment	Average wage	Percentiles			Annual wage
				25th	50th	75th	
33-0000	Protective Service Occupations	565	\$24.77	\$14.53	\$22.66	\$32.18	\$51,524
27-3031	Public Relations Specialists	42	\$24.14	\$18.63	\$23.20	\$28.53	\$50,204
29-2034	Radiologic Technologists and Technicians	38	\$33.18	\$27.64	\$30.54	\$36.41	\$69,009
43-4171	Receptionists and Information Clerks	288	\$15.78	\$13.46	\$15.06	\$17.80	\$32,837
39-9032	Recreation Workers	45	\$13.56	\$10.72	\$11.62	\$14.60	\$28,193
29-1141	Registered Nurses	857	\$36.72	\$28.79	\$35.84	\$45.21	\$76,374
21-1015	Rehabilitation Counselors		\$22.15	\$19.57	\$22.28	\$24.81	\$46,057
29-1126	Respiratory Therapists	25	\$31.11	\$26.70	\$30.35	\$35.76	\$64,709
41-2031	Retail Salespersons	660	\$17.03	\$11.16	\$13.54	\$18.70	\$35,415
11-2022	Sales Managers	44	\$44.79	\$25.86	\$38.07	\$61.74	\$93,159
41-3091	Sales Reps of Svcs, Exc. Advertising, Insurance, Financial Svcs, & Travel	94	\$22.74	\$12.89	\$18.84	\$25.51	\$47,307
41-4012	Sales Reps/Wholesale/Mfg, Except Tech/Science Products	128	\$27.93	\$18.39	\$26.23	\$31.62	\$58,095
25-2031	Secondary School Teachers, Exc. Special and Career/Technical Education	168					\$58,754
43-6014	Secretaries and Admin. Assistants, Except Legal, Medical, and Executive	367	\$17.50	\$14.48	\$17.01	\$20.10	\$36,412
41-3031	Securities, Commodities, and Financial Services Sales Agents	57	\$32.87	\$18.67	\$23.63	\$44.08	\$68,394
33-9032	Security Guards	76	\$14.05	\$11.34	\$13.57	\$15.97	\$29,223
25-3021	Self-Enrichment Teachers	29	\$13.52	\$12.46	\$12.66	\$14.24	\$28,131
43-5071	Shipping, Receiving, and Inventory Clerks	86	\$20.44	\$14.29	\$19.03	\$27.48	\$42,517
11-9151	Social and Community Service Managers	51	\$27.65	\$20.84	\$28.28	\$33.87	\$57,504
21-1093	Social and Human Service Assistants	107	\$19.36	\$16.67	\$19.75	\$22.19	\$40,255
15-1256	Software Developers and Software Quality Assur. Analysts and Testers	25	\$55.68	\$42.79	\$56.02	\$71.15	\$115,812
25-2052	Special Education Teachers, Kindergarten and Elementary School	52					\$56,261
29-1127	Speech-Language Pathologists	29	\$34.23	\$27.32	\$30.18	\$36.53	\$71,205
53-7065	Stockers and Order Fillers	256	\$14.92	\$12.28	\$13.97	\$17.18	\$31,025
21-1018	Substance Abuse, Behavioral Disorder, and Mental Health Counselors	43	\$40.07	\$26.84	\$29.61	\$67.47	\$83,350
25-3031	Substitute Teachers, Short-Term		\$14.96	\$10.91	\$12.28	\$16.84	\$31,113
43-2011	Switchboard Operators, Including Answering Service	22	\$14.90	\$13.29	\$14.31	\$15.32	\$30,994
25-9045	Teaching Assistants, Except Postsecondary	343					\$30,746
49-2022	Telecommunications Equipment Installers and Repairers, Exc. Line Installers	18	\$21.60	\$14.06	\$16.46	\$33.35	\$44,927
43-3071	Tellers	142	\$16.07	\$13.85	\$15.62	\$17.94	\$33,421
49-3093	Tire Repairers and Changers	51	\$16.69	\$12.59	\$16.35	\$20.35	\$34,715
13-1151	Training and Development Specialists	37	\$30.31	\$23.09	\$28.93	\$36.46	\$63,043
33-9093	Transportation Security Screeners	16	\$19.19	\$17.35	\$18.74	\$19.85	\$39,915
11-3071	Transportation, Storage, and Distribution Managers	16	\$34.91	\$28.44	\$33.26	\$38.60	\$72,623
53-1047	Transportation/Material Moving Supervisors/No Cargo Handlers	44	\$28.01	\$18.84	\$25.59	\$36.18	\$58,255
41-3041	Travel Agents	28	\$18.46	\$14.42	\$15.62	\$21.58	\$38,414
35-3031	Waiters and Waitresses	464	\$11.91	\$8.89	\$9.92	\$12.82	\$24,763
51-8031	Water and Wastewater Treatment Plant and System Operators	59	\$24.96	\$20.63	\$24.13	\$29.37	\$51,915
51-4121	Welders, Cutters, Solderers, and Brazers	57	\$22.64	\$18.62	\$21.79	\$25.13	\$47,090
19-1023	Zoologists and Wildlife Biologists	34	\$28.11	\$24.70	\$26.51	\$31.00	\$58,468

Longview, Washington MSA
 2020 Occupational Employment
 and Wage Estimates
 Includes Cowlitz County



SOC code	Longview, Washington MSA occupational title	Estimated employment	Average wage	Percentiles			Annual wage
				25th	50th	75th	
13-2011	Accountants and Auditors	256	\$36.16	\$26.40	\$33.89	\$46.80	\$75,209
11-3010	Administrative Services and Facilities Managers	30	\$59.11	\$47.70	\$57.01	\$65.56	\$122,949
41-3011	Advertising Sales Agents	12	\$30.06	\$22.25	\$26.11	\$40.09	\$62,531
39-3091	Amusement and Recreation Attendants	24	\$13.26	\$12.55	\$12.74	\$13.68	\$27,565
39-2021	Animal Caretakers	60	\$15.09	\$12.58	\$13.61	\$15.14	\$31,376
17-3011	Architectural and Civil Drafters	15	\$27.26	\$21.42	\$23.28	\$27.01	\$56,701
11-9041	Architectural and Engineering Managers	23	\$77.14	\$61.96	\$73.73	\$87.52	\$160,457
53-6031	Automotive and Watercraft Service Attendants	54	\$14.68	\$12.92	\$13.38	\$14.70	\$30,527
49-3021	Automotive Body and Related Repairers		\$20.86	\$19.94	\$21.62	\$23.31	\$43,394
49-3023	Automotive Service Technicians and Mechanics	131	\$20.80	\$14.39	\$19.55	\$24.35	\$43,282
51-3011	Bakers	20	\$14.95	\$12.65	\$14.22	\$16.71	\$31,090
35-3011	Bartenders	93	\$16.10	\$13.27	\$14.85	\$17.91	\$33,487
43-3021	Billing and Posting Clerks	101	\$20.12	\$17.23	\$18.97	\$22.67	\$41,841
43-3031	Bookkeeping, Accounting, and Auditing Clerks	441	\$22.13	\$17.75	\$21.42	\$25.83	\$46,030
27-3011	Broadcast Announcers and Radio Disc Jockeys	17	\$16.53	\$12.51	\$14.79	\$18.67	\$34,382
49-3031	Bus and Truck Mechanics and Diesel Engine Specialists	109	\$29.42	\$25.80	\$29.36	\$34.34	\$61,181
51-3021	Butchers and Meat Cutters	36	\$18.78	\$14.37	\$20.02	\$22.68	\$39,049
13-1020	Buyers and Purchasing Agents	93	\$30.92	\$23.07	\$28.89	\$37.72	\$64,305
51-7011	Cabinetmakers and Bench Carpenters	42	\$20.09	\$15.71	\$20.47	\$23.86	\$41,784
25-1194	Career/Technical Education Teachers, Postsecondary		\$36.80	\$22.51	\$29.91	\$54.84	\$76,547
25-2032	Career/Technical Education Teachers, Secondary School	69					\$66,221
47-2031	Carpenters	247	\$26.26	\$17.89	\$21.15	\$32.69	\$54,608
41-2011	Cashiers	1,036	\$14.42	\$12.68	\$13.56	\$15.24	\$30,000
17-2041	Chemical Engineers	23	\$48.60	\$41.05	\$45.84	\$50.59	\$101,083
51-9011	Chemical Equipment Operators and Tenders	137	\$28.78	\$16.20	\$19.45	\$44.09	\$59,885
11-1011	Chief Executives	12	\$103.67	\$62.43	\$101.14		\$215,630
21-1021	Child, Family, and School Social Workers	97	\$26.45	\$19.19	\$28.78	\$32.56	\$55,015
39-9011	Childcare Workers	22	\$14.14	\$12.47	\$12.59	\$14.74	\$29,408
29-1011	Chiropractors	11	\$25.65	\$16.56	\$18.27	\$40.64	\$53,350
17-3022	Civil Engineering Technologists and Technicians	41	\$31.08	\$27.35	\$30.98	\$34.81	\$64,648
17-2051	Civil Engineers	72	\$44.32	\$36.84	\$42.11	\$53.76	\$92,186
13-1031	Claims Adjusters, Examiners, and Investigators	32	\$36.56	\$28.01	\$38.19	\$44.10	\$76,044
53-7061	Cleaners of Vehicles and Equipment	117	\$14.56	\$12.65	\$13.89	\$15.49	\$30,278
21-2011	Clergy	12	\$30.38	\$25.92	\$30.47	\$36.06	\$63,187
29-2010	Clinical Laboratory Technologists and Technicians	54	\$33.92	\$26.83	\$34.80	\$43.50	\$70,552
19-3031	Clinical, Counseling, and School Psychologists	20	\$35.52	\$29.17	\$34.24	\$40.62	\$73,871
27-2022	Coaches and Scouts	143					\$43,156
51-9124	Coating, Painting, and Spraying Machine Setters, Operators, and Tenders	47	\$19.55	\$16.72	\$19.95	\$22.65	\$40,647
21-1099	Community and Social Service Specialists, All Other	11					
21-1094	Community Health Workers	31	\$22.01	\$20.05	\$22.16	\$24.27	\$45,781

SOC code	Longview, Washington MSA occupational title	Estimated employment	Average wage	Percentiles			Annual wage
				25th	50th	75th	
13-1041	Compliance Officers	45	\$35.22	\$26.79	\$30.97	\$41.72	\$73,254
11-3021	Computer and Information Systems Managers	25	\$59.58	\$50.05	\$58.38	\$66.62	\$123,916
15-1231	Computer Network Support Specialists	28					
51-9161	Computer Numerically Controlled Tool Operators	17	\$30.01	\$20.16	\$28.12	\$41.85	\$62,435
15-1299	Computer Occupations, All Other	28	\$40.45	\$22.96	\$38.77	\$54.38	\$84,137
15-1251	Computer Programmers	11	\$30.62	\$22.19	\$31.94	\$39.87	\$63,698
15-1211	Computer Systems Analysts	42	\$45.08	\$35.51	\$39.42	\$51.94	\$93,749
15-1232	Computer User Support Specialists	91	\$31.53	\$23.29	\$29.51	\$39.12	\$65,587
47-2061	Construction Laborers	472	\$23.69	\$16.88	\$21.46	\$28.35	\$49,282
11-9021	Construction Managers	69	\$51.97	\$37.50	\$49.96	\$61.33	\$108,095
35-2012	Cooks, Institution and Cafeteria	150	\$16.97	\$14.60	\$16.76	\$19.26	\$35,280
35-2014	Cooks, Restaurant	313	\$15.68	\$13.70	\$15.03	\$17.21	\$32,602
35-2015	Cooks, Short Order		\$13.32	\$12.65	\$12.93	\$13.22	\$27,698
13-1051	Cost Estimators	63	\$36.25	\$27.27	\$35.99	\$45.19	\$75,392
41-2021	Counter and Rental Clerks	79	\$17.29	\$13.05	\$17.23	\$19.59	\$35,946
43-4031	Court, Municipal, and License Clerks	86	\$22.83	\$20.42	\$22.72	\$24.96	\$47,495
43-4051	Customer Service Representatives	394	\$19.54	\$14.21	\$18.55	\$23.83	\$40,653
51-4031	Cut/Punch/Press Machine Setters/Oprs/Tenders, Metal/Plastic	21	\$18.77	\$15.66	\$18.05	\$22.21	\$39,039
15-1245	Database Administrators and Architects	14	\$44.21	\$29.93	\$44.46	\$57.11	\$91,951
31-9091	Dental Assistants	127	\$20.24	\$15.95	\$20.32	\$24.03	\$42,109
29-1292	Dental Hygienists	95	\$46.58	\$42.73	\$46.71	\$50.86	\$96,874
29-2032	Diagnostic Medical Sonographers	18	\$46.13	\$42.72	\$46.50	\$50.28	\$95,955
29-1031	Dietitians and Nutritionists		\$32.26	\$18.85	\$32.75	\$40.98	\$67,099
35-9011	Dining Room and Cafeteria Attendants and Bartender Helpers		\$12.72	\$12.47	\$12.65	\$12.83	\$26,462
35-9021	Dishwashers	145	\$13.46	\$12.53	\$12.84	\$14.20	\$27,997
43-5032	Dispatchers, Except Police, Fire, and Ambulance	37	\$24.30	\$19.08	\$24.60	\$29.89	\$50,526
11-9032	Education Administrators, Kindergarten through Secondary	81					\$118,246
11-9031	Education and Childcare Administrators, Preschool and Daycare	16	\$23.10	\$17.47	\$21.60	\$28.53	\$48,046
25-9099	Educational Instruction and Library Workers, All Other		\$21.42	\$14.14	\$20.07	\$27.89	\$44,545
21-1012	Educational, Guidance, and Career Counselors and Advisors	57	\$32.97	\$27.98	\$31.71	\$37.97	\$68,580
17-2071	Electrical Engineers	24	\$46.18	\$37.19	\$47.18	\$55.94	\$96,047
47-2111	Electricians	202	\$30.42	\$22.06	\$31.10	\$36.97	\$63,282
17-2072	Electronics Engineers, Except Computer		\$46.55	\$37.43	\$43.36	\$57.58	\$96,823
25-2021	Elementary School Teachers, Except Special Education	504					\$69,142
17-2199	Engineers, All Other		\$55.09	\$51.77	\$56.00	\$60.47	\$114,576
19-2041	Environmental Scientists and Specialists, Including Health	20	\$42.40	\$32.05	\$40.21	\$52.23	\$88,192
43-6011	Executive Secretaries and Executive Administrative Assistants	39	\$29.01	\$22.89	\$26.74	\$34.68	\$60,328
39-9031	Exercise Trainers and Group Fitness Instructors	42	\$15.19	\$12.61	\$13.91	\$15.22	\$31,602
51-9041	Extruding/Form/Press/Compact Machine Setters/Operators/Tenders		\$24.48	\$17.84	\$22.92	\$31.52	\$50,922
45-4021	Fallers	12	\$44.15	\$37.26	\$42.93	\$49.89	\$91,827
45-2092	Farmworkers and Laborers, Crop, Nursery, and Greenhouse		\$14.83	\$12.62	\$13.56	\$15.87	\$30,863
35-3023	Fast Food and Counter Workers	1,707	\$13.20	\$12.49	\$12.76	\$13.25	\$27,441
13-2098	Financial and Investment Analysts, Financial Risk Specialists, All Other	17	\$38.20	\$28.67	\$36.13	\$45.59	\$79,455
11-3031	Financial Managers	89	\$58.21	\$42.55	\$56.20	\$69.84	\$121,076
33-2011	Firefighters	52	\$32.17	\$26.69	\$33.66	\$41.10	\$66,913

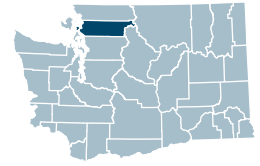
SOC code	Longview, Washington MSA occupational title	Estimated employment	Average wage	Percentiles			Annual wage
				25th	50th	75th	
47-1011	First-Line Supervisors of Construction Trades and Extraction Workers	170	\$38.24	\$30.83	\$36.59	\$44.55	\$79,548
45-1011	First-Line Supervisors of Farming, Fishing, and Forestry Workers	20	\$30.44	\$22.56	\$27.29	\$29.98	\$63,323
35-1012	First-Line Supervisors of Food Preparation and Serving Workers	301	\$19.27	\$15.86	\$17.95	\$22.15	\$40,090
37-1011	First-Line Supervisors of Housekeeping and Janitorial Workers	35	\$18.45	\$14.05	\$16.56	\$21.48	\$38,380
49-1011	First-Line Supervisors of Mechanics, Installers, and Repairers	156	\$41.70	\$31.45	\$42.20	\$49.90	\$86,737
41-1012	First-Line Supervisors of Non-Retail Sales Workers	17	\$40.29	\$28.21	\$34.82	\$49.95	\$83,795
43-1011	First-Line Supervisors of Office and Administrative Support Workers	313	\$29.08	\$20.13	\$27.53	\$36.99	\$60,492
33-1012	First-Line Supervisors of Police and Detectives	42	\$52.76	\$46.60	\$51.97	\$58.65	\$109,753
51-1011	First-Line Supervisors of Production and Operating Workers	332	\$47.55	\$34.23	\$48.55	\$60.77	\$98,913
41-1011	First-Line Supervisors of Retail Sales Workers	333	\$21.22	\$16.21	\$19.76	\$25.53	\$44,152
27-1023	Floral Designers		\$16.95	\$15.32	\$16.99	\$18.63	\$35,250
51-3092	Food Batchmakers	106	\$14.33	\$12.52	\$12.74	\$14.79	\$29,809
35-2021	Food Preparation Workers	53	\$13.77	\$12.83	\$13.57	\$14.62	\$28,646
35-3041	Food Servers, Nonrestaurant		\$15.60	\$13.33	\$14.93	\$17.73	\$32,447
19-1032	Foresters		\$38.62	\$31.25	\$37.04	\$44.81	\$80,337
11-1021	General and Operations Managers	476	\$59.41	\$32.89	\$48.92	\$74.14	\$123,560
27-1024	Graphic Designers	19	\$27.77	\$22.92	\$26.70	\$30.04	\$57,773
39-5012	Hairdressers, Hairstylists, and Cosmetologists		\$25.42	\$15.14	\$22.63	\$33.16	\$52,873
17-2111	Health and Safety Engineers, Exc. Mining Safety Engineers & Inspectors	12	\$40.63	\$33.58	\$42.04	\$48.56	\$84,515
29-9098	Health Info Techs & Practitioners/Reg. Med./Surg. Assts./Technical, All Other		\$29.22	\$24.22	\$28.01	\$32.98	\$60,797
21-1022	Healthcare Social Workers	49	\$32.08	\$25.68	\$31.35	\$37.72	\$66,731
31-9099	Healthcare Support Workers, All Other	33	\$22.58	\$18.22	\$22.58	\$26.10	\$46,971
49-9021	Heating, Air Conditioning, and Refrigeration Mechanics and Installers	46	\$22.26	\$16.63	\$19.65	\$25.64	\$46,307
53-3032	Heavy and Tractor-Trailer Truck Drivers	748	\$24.41	\$21.63	\$23.97	\$26.63	\$50,768
49-9098	Helpers-Installation, Maintenance, and Repair Workers	23	\$17.73	\$13.69	\$15.99	\$19.03	\$36,882
51-9198	Helpers-Production Workers	131	\$19.17	\$15.04	\$19.50	\$22.85	\$39,869
31-1120	Home Health and Personal Care Aides	1,378	\$14.64	\$13.35	\$14.30	\$15.27	\$30,438
35-9031	Hosts and Hostesses, Restaurant, Lounge, and Coffee Shop		\$13.43	\$12.76	\$13.22	\$14.19	\$27,935
43-4081	Hotel, Motel, and Resort Desk Clerks	58	\$13.80	\$12.54	\$13.40	\$14.74	\$28,700
43-4161	Human Resources Assistants, Except Payroll and Timekeeping	19	\$22.13	\$18.55	\$22.15	\$24.58	\$46,040
11-3121	Human Resources Managers	24	\$54.46	\$39.50	\$56.83	\$68.15	\$113,287
13-1071	Human Resources Specialists	118	\$29.69	\$24.86	\$28.46	\$34.11	\$61,750
17-2112	Industrial Engineers	95	\$46.84	\$39.21	\$47.60	\$56.15	\$97,436
49-9041	Industrial Machinery Mechanics	428	\$36.17	\$32.12	\$37.20	\$42.85	\$75,237
11-3051	Industrial Production Managers	72	\$60.58	\$51.03	\$60.14	\$73.90	\$126,014
53-7051	Industrial Truck and Tractor Operators	335	\$23.72	\$20.75	\$23.93	\$27.02	\$49,337
43-4199	Information and Record Clerks, All Other	29	\$18.52	\$15.85	\$18.72	\$20.21	\$38,512
51-9061	Inspectors, Testers, Sorters, Samplers, and Weighers	116	\$28.19	\$24.57	\$28.53	\$32.21	\$58,635
25-9031	Instructional Coordinators	17	\$34.66	\$30.84	\$35.05	\$39.13	\$72,094
41-3021	Insurance Sales Agents	75	\$26.03	\$18.40	\$23.38	\$30.00	\$54,149
37-2011	Janitors and Cleaners, Except Maids and Housekeeping Cleaners	434	\$16.21	\$13.09	\$14.86	\$18.64	\$33,724
25-2012	Kindergarten Teachers, Except Special Education	88					\$62,451
53-7062	Laborers and Freight, Stock, and Material Movers, Hand	1,353	\$16.45	\$13.15	\$15.04	\$18.37	\$34,208
37-3011	Landscaping and Groundskeeping Workers	255	\$15.97	\$13.38	\$15.08	\$17.56	\$33,209
23-1011	Lawyers	61	\$45.30	\$31.42	\$46.62	\$56.95	\$94,219

SOC code	Longview, Washington MSA occupational title	Estimated employment	Average wage	Percentiles			Annual wage
				25th	50th	75th	
43-6012	Legal Secretaries and Administrative Assistants	32	\$22.90	\$14.72	\$26.72	\$29.51	\$47,638
25-4022	Librarians and Media Collections Specialists	30	\$32.66	\$24.99	\$33.73	\$40.74	\$67,916
29-2061	Licensed Practical and Licensed Vocational Nurses	192	\$28.83	\$25.15	\$28.40	\$31.86	\$59,959
33-9092	Lifeguards, Ski Patrol, and Other Recreational Protective Service Workers		\$14.50	\$13.01	\$13.99	\$14.97	\$30,160
53-3033	Light Truck Drivers	174	\$19.40	\$14.47	\$19.74	\$23.55	\$40,347
43-4131	Loan Interviewers and Clerks	51	\$22.05	\$18.34	\$21.55	\$25.31	\$45,876
13-2072	Loan Officers	74	\$31.20	\$22.83	\$27.03	\$34.72	\$64,896
45-4023	Log Graders and Scalers	69	\$26.28	\$23.42	\$27.08	\$30.00	\$54,670
45-4022	Logging Equipment Operators	253	\$27.53	\$24.74	\$27.49	\$30.31	\$57,256
45-4029	Logging Workers, All Other	65	\$25.26	\$22.20	\$25.32	\$28.66	\$52,538
53-7063	Machine Feeders and Offbearers	83	\$20.43	\$17.49	\$20.16	\$23.84	\$42,483
51-4041	Machinists	170	\$25.81	\$21.66	\$26.22	\$30.13	\$53,698
37-2012	Maids and Housekeeping Cleaners	311	\$14.26	\$12.61	\$13.52	\$14.97	\$29,645
49-9071	Maintenance and Repair Workers, General	491	\$21.85	\$15.98	\$20.45	\$26.59	\$45,439
13-1111	Management Analysts	42	\$34.37	\$23.62	\$26.70	\$43.51	\$71,503
13-1161	Market Research Analysts and Marketing Specialists	72	\$29.49	\$20.56	\$27.12	\$37.17	\$61,342
11-2021	Marketing Managers	35	\$70.87	\$54.56	\$66.42	\$77.91	\$147,405
31-9011	Massage Therapists	53	\$31.50	\$27.31	\$30.29	\$36.55	\$65,522
51-3022	Meat, Poultry, and Fish Cutters and Trimmers	55	\$14.23	\$13.13	\$14.11	\$15.08	\$29,594
17-3013	Mechanical Drafters	31	\$27.88	\$20.79	\$26.52	\$32.04	\$57,967
17-3027	Mechanical Engineering Technologists and Technicians	11	\$27.19	\$18.98	\$28.22	\$34.31	\$56,547
17-2141	Mechanical Engineers	101	\$43.07	\$34.75	\$42.06	\$49.86	\$89,602
11-9111	Medical and Health Services Managers	85	\$42.18	\$23.34	\$38.09	\$47.53	\$87,742
31-9092	Medical Assistants	165	\$20.38	\$17.14	\$20.81	\$24.07	\$42,397
29-2098	Medical Dosimetrists/ Med. Rcrds./Health Technologists/Technicians, All Other	99	\$25.57	\$18.34	\$24.94	\$31.02	\$53,177
43-6013	Medical Secretaries and Administrative Assistants		\$23.28	\$20.93	\$23.20	\$25.60	\$48,416
31-9094	Medical Transcriptionists	21	\$21.81	\$20.16	\$21.87	\$23.74	\$45,354
13-1121	Meeting, Convention, and Event Planners	13	\$18.58	\$17.02	\$18.35	\$19.67	\$38,638
21-1023	Mental Health and Substance Abuse Social Workers	33					
25-2022	Middle School Teachers, Except Special and Career/Technical Education	84					\$70,347
49-9044	Millwrights	45	\$30.17	\$27.51	\$29.99	\$32.58	\$62,755
51-2090	Miscellaneous Assemblers and Fabricators	271	\$19.80	\$14.51	\$16.99	\$24.51	\$41,180
51-9023	Mixing and Blending Machine Setters, Operators, and Tenders	40	\$20.86	\$15.41	\$17.66	\$19.82	\$43,372
49-3042	Mobile Heavy Equipment Mechanics, Except Engines	158	\$29.57	\$26.15	\$29.85	\$35.02	\$61,498
51-4072	Molding/Coremaking/ Casting Mach. Setters/Oprs. & Tenders/Metal & Plastic	35	\$20.91	\$17.65	\$19.59	\$23.37	\$43,495
53-3099	Motor Vehicle Operators, All Other		\$13.52	\$12.44	\$12.45	\$13.70	\$28,122
15-1244	Network and Computer Systems Administrators	58	\$39.59	\$29.75	\$39.19	\$47.76	\$82,339
29-1171	Nurse Practitioners	32	\$73.92	\$64.40	\$74.43	\$84.39	\$153,749
31-1131	Nursing Assistants	510	\$16.87	\$14.15	\$16.54	\$19.03	\$35,094
19-5011	Occupational Health and Safety Specialists	49	\$34.96	\$29.79	\$35.08	\$38.73	\$72,727
19-5012	Occupational Health and Safety Technicians		\$30.35	\$24.73	\$29.32	\$35.57	\$63,126
29-1122	Occupational Therapists	34	\$43.52	\$37.98	\$43.90	\$48.99	\$90,541
31-2011	Occupational Therapy Assistants	20	\$26.85	\$24.64	\$26.41	\$29.19	\$55,850
43-9061	Office Clerks, General	807	\$18.39	\$13.97	\$17.57	\$22.07	\$38,235
47-2073	Operating Engineers and Other Construction Equipment Operators	157	\$30.91	\$22.93	\$27.29	\$31.50	\$64,312

SOC code	Longview, Washington MSA occupational title	Estimated employment	Average wage	Percentiles			Annual wage
				25th	50th	75th	
43-4151	Order Clerks	19	\$23.50	\$19.09	\$24.00	\$28.68	\$48,867
51-9111	Packaging and Filling Machine Operators and Tenders		\$16.04	\$13.68	\$14.81	\$17.28	\$33,364
53-7064	Packers and Packagers, Hand	260	\$18.59	\$13.38	\$16.10	\$23.55	\$38,678
47-2141	Painters, Construction and Maintenance	61	\$17.90	\$14.71	\$16.69	\$19.67	\$37,240
51-9196	Paper Goods Machine Setters, Operators, and Tenders	342	\$28.06	\$19.31	\$24.76	\$37.75	\$58,358
23-2011	Paralegals and Legal Assistants	40	\$23.40	\$20.95	\$23.27	\$26.28	\$48,672
41-2022	Parts Salespersons	81	\$17.19	\$12.92	\$15.33	\$19.00	\$35,759
53-3058	Passenger Vehicle Drivers, Except Bus Drivers, Transit and Intercity	218	\$18.98	\$13.83	\$19.65	\$23.57	\$39,466
43-3051	Payroll and Timekeeping Clerks	34	\$23.03	\$19.59	\$22.63	\$26.80	\$47,894
11-9198	Personal Service Mgrs, Entmt. & Recr. Mgrs, Exc. Gambling & Mgrs, All Other	62	\$56.21	\$45.16	\$56.00	\$67.38	\$116,912
39-1098	Personal Svcs. & Entmt. & Recr. Supervisors, Except Gambling Services	40	\$23.46	\$18.34	\$20.82	\$25.48	\$48,804
37-3012	Pesticide Handlers, Sprayers, and Applicators, Vegetation		\$25.70	\$21.12	\$27.68	\$30.42	\$53,460
29-1051	Pharmacists	101	\$64.75	\$60.02	\$68.83	\$76.46	\$134,688
31-9095	Pharmacy Aides	12	\$16.11	\$13.25	\$14.88	\$18.57	\$33,518
29-2052	Pharmacy Technicians	117	\$20.65	\$18.17	\$21.59	\$23.74	\$42,972
31-9097	Phlebotomists	55	\$21.10	\$17.80	\$21.75	\$24.41	\$43,870
29-1071	Physician Assistants	26	\$87.49	\$66.24	\$90.69	\$100.27	\$181,981
29-1228	Physicians, All Other and Ophthalmologists, Except Pediatric	66					
47-2152	Plumbers, Pipefitters, and Steamfitters	107	\$30.41	\$22.82	\$27.32	\$31.82	\$63,241
33-3051	Police and Sheriff's Patrol Officers	141	\$39.84	\$35.09	\$39.69	\$45.13	\$82,869
43-5051	Postal Service Clerks	23	\$24.38	\$17.62	\$24.21	\$29.92	\$50,711
43-5052	Postal Service Mail Carriers	88	\$25.38	\$18.73	\$24.38	\$31.72	\$52,780
25-2011	Preschool Teachers, Except Special Education	61	\$14.30	\$12.98	\$13.97	\$14.95	\$29,745
51-5112	Printing Press Operators	13	\$18.63	\$14.53	\$19.20	\$22.86	\$38,762
43-5061	Production, Planning, and Expediting Clerks	103	\$27.98	\$21.98	\$25.85	\$31.80	\$58,198
13-1198	Project Mgmt. Specialists and Business Operations Specialists, All Other	207	\$33.93	\$24.81	\$33.03	\$39.73	\$70,587
33-0000	Protective Service Occupations	622	\$29.81	\$17.37	\$28.73	\$39.48	\$62,010
27-3031	Public Relations Specialists	25	\$25.67	\$22.38	\$25.75	\$31.00	\$53,391
11-3061	Purchasing Managers	20	\$71.99	\$56.08	\$64.38	\$77.47	\$149,746
41-9022	Real Estate Sales Agents	25	\$21.07	\$13.54	\$15.08	\$34.42	\$43,808
43-4171	Receptionists and Information Clerks	337	\$16.53	\$13.03	\$15.70	\$18.90	\$34,374
39-9032	Recreation Workers	124	\$16.35	\$13.46	\$14.99	\$17.84	\$34,002
53-7081	Refuse and Recyclable Material Collectors	33	\$23.06	\$19.55	\$23.85	\$26.94	\$47,968
29-1141	Registered Nurses		\$34.30	\$23.30	\$33.00	\$41.32	\$71,348
21-1015	Rehabilitation Counselors	48	\$20.56	\$13.74	\$15.40	\$28.09	\$42,768
39-9041	Residential Advisors	18	\$16.44	\$13.73	\$17.23	\$18.89	\$34,198
41-2031	Retail Salespersons	1,227	\$16.19	\$12.85	\$14.17	\$16.39	\$33,676
47-2181	Roofers	232	\$28.06	\$20.95	\$29.24	\$34.58	\$58,378
11-2022	Sales Managers	63	\$68.52	\$51.31	\$60.46	\$84.69	\$142,528
41-3091	Sales Reps of Svcs., Exc. Advertising, Insurance, Financial Svcs., & Travel	104	\$35.68	\$22.65	\$29.00	\$44.85	\$74,205
41-4012	Sales Reps/Wholesale/Mfg, Except Tech/Science Products	470	\$33.68	\$17.03	\$28.81	\$40.91	\$70,060
51-7041	Sawing Machine Setters, Operators, and Tenders, Wood	136	\$22.09	\$20.46	\$22.94	\$25.27	\$45,933
33-9098	School Bus Monitors and Protective Service Workers, All Other	57	\$17.36	\$15.62	\$17.37	\$19.05	\$36,104
25-2031	Secondary School Teachers, Except Special and Career/Technical Education	226					\$71,583
43-6014	Secretaries and Admin. Assistants, Except Legal, Medical, and Executive	477	\$19.81	\$15.72	\$19.25	\$23.59	\$41,206

SOC code	Longview, Washington MSA occupational title	Estimated employment	Average wage	Percentiles			Annual wage
				25th	50th	75th	
41-3031	Securities, Commodities, and Financial Services Sales Agents	33	\$22.29	\$19.19	\$22.08	\$25.21	\$46,370
33-9032	Security Guards	106	\$19.32	\$13.77	\$15.83	\$22.79	\$40,183
25-3021	Self-Enrichment Teachers	104	\$19.59	\$14.86	\$18.08	\$22.47	\$40,756
51-6031	Sewing Machine Operators	22	\$15.20	\$13.52	\$14.99	\$17.08	\$31,622
43-5071	Shipping, Receiving, and Inventory Clerks	241	\$21.39	\$17.88	\$21.27	\$24.06	\$44,483
11-9151	Social and Community Service Managers	31	\$31.55	\$22.40	\$33.80	\$37.64	\$65,629
21-1093	Social and Human Service Assistants		\$18.19	\$15.40	\$18.09	\$21.49	\$37,845
15-1256	Software Developers and Software Quality Assurance Analysts and Testers	11	\$28.68	\$18.67	\$27.73	\$35.40	\$59,653
25-2052	Special Education Teachers, Kindergarten and Elementary School	115					\$71,113
25-2057	Special Education Teachers, Middle School	22					\$69,489
25-2051	Special Education Teachers, Preschool	21					\$49,755
25-2058	Special Education Teachers, Secondary School	26					\$71,522
29-1127	Speech-Language Pathologists	66	\$36.98	\$30.18	\$36.35	\$44.30	\$76,915
53-7065	Stockers and Order Fillers	441	\$15.35	\$13.10	\$14.41	\$16.12	\$31,917
51-2041	Structural Metal Fabricators and Fitters	83	\$32.87	\$21.47	\$25.53	\$47.81	\$68,377
21-1018	Substance Abuse, Behavioral Disorder, and Mental Health Counselors	197	\$24.69	\$18.42	\$23.26	\$29.85	\$51,358
25-3031	Substitute Teachers, Short-Term	196	\$19.84	\$14.61	\$20.80	\$23.56	\$41,256
25-9045	Teaching Assistants, Except Postsecondary	695					\$33,238
49-2022	Telecommunications Equipment Installers and Repairers, Exc. Line Installers		\$38.28	\$33.69	\$39.92	\$45.95	\$79,622
43-3071	Tellers	209	\$17.68	\$14.71	\$17.12	\$19.96	\$36,771
49-3093	Tire Repairers and Changers		\$14.64	\$12.72	\$13.99	\$15.42	\$30,452
23-2093	Title Examiners, Abstractors, and Searchers	14	\$18.83	\$16.71	\$18.86	\$21.55	\$39,152
13-1151	Training and Development Specialists	42	\$39.12	\$34.79	\$39.49	\$45.29	\$81,359
11-3071	Transportation, Storage, and Distribution Managers	16	\$49.60	\$40.43	\$49.18	\$60.46	\$103,167
53-1047	Transportation/Material Moving Supervisors/No Cargo Handlres	148	\$34.89	\$23.18	\$34.06	\$45.45	\$72,564
19-3051	Urban and Regional Planners	17	\$37.96	\$29.06	\$35.19	\$44.52	\$78,948
29-1131	Veterinarians	19	\$52.92	\$43.38	\$51.89	\$60.29	\$110,082
31-9096	Veterinary Assistants and Laboratory Animal Caretakers	28	\$15.20	\$13.33	\$14.53	\$16.31	\$31,623
29-2056	Veterinary Technologists and Technicians	19	\$19.95	\$17.63	\$20.20	\$22.72	\$41,502
35-3031	Waiters and Waitresses	631	\$16.28	\$12.64	\$14.81	\$17.70	\$33,858
51-8031	Water and Wastewater Treatment Plant and System Operators	66	\$31.53	\$27.66	\$31.14	\$36.01	\$65,591
43-5111	Weighers, Measurers, Checkers, and Samplers, Recordkeeping	17	\$19.43	\$17.03	\$20.14	\$22.50	\$40,417
51-4121	Welders, Cutters, Solderers, and Brazers	164	\$25.23	\$20.12	\$23.73	\$29.36	\$52,479
51-7042	Woodworking Machine Setters, Operators, and Tenders, Except Sawing	100	\$21.14	\$16.73	\$22.21	\$24.89	\$43,976
19-1023	Zoologists and Wildlife Biologists	15	\$37.31	\$30.26	\$34.31	\$40.45	\$77,620

Mount Vernon-Anacortes, Washington MSA
 2020 Occupational Employment
 and Wage Estimates
 Includes Skagit County



SOC code	Mount Vernon-Anacortes, Washington MSA occupational title	Estimated employment	Average wage	Percentiles			Annual wage
				25th	50th	75th	
13-2011	Accountants and Auditors	393	\$35.55	\$27.90	\$32.82	\$41.83	\$73,937
11-3010	Administrative Services and Facilities Managers	79	\$49.76	\$42.44	\$52.33	\$58.72	\$103,493
41-3011	Advertising Sales Agents	34	\$30.56	\$15.86	\$22.09	\$32.23	\$63,573
45-2011	Agricultural Inspectors		\$26.26	\$22.70	\$26.49	\$28.89	\$54,608
39-3091	Amusement and Recreation Attendants		\$13.73	\$12.38	\$12.41	\$14.16	\$28,553
39-2021	Animal Caretakers	73	\$14.66	\$12.41	\$13.05	\$15.45	\$30,480
11-9041	Architectural and Engineering Managers	55	\$66.79	\$55.93	\$64.63	\$76.15	\$138,924
53-6031	Automotive and Watercraft Service Attendants	61	\$15.59	\$13.64	\$15.18	\$17.39	\$32,425
49-3021	Automotive Body and Related Repairers	57	\$24.40	\$19.13	\$25.11	\$29.43	\$50,764
49-3023	Automotive Service Technicians and Mechanics	278	\$23.91	\$17.20	\$25.14	\$29.70	\$49,722
51-3011	Bakers	68	\$17.36	\$13.65	\$16.42	\$19.41	\$36,119
35-3011	Bartenders	238	\$18.25	\$13.95	\$15.49	\$21.89	\$37,958
43-3011	Bill and Account Collectors	49	\$19.41	\$14.21	\$17.34	\$24.89	\$40,366
43-3021	Billing and Posting Clerks	191	\$20.54	\$17.92	\$20.75	\$23.47	\$42,722
19-4021	Biological Technicians	24	\$18.72	\$16.52	\$18.03	\$20.39	\$38,948
43-3031	Bookkeeping, Accounting, and Auditing Clerks	635	\$22.98	\$19.01	\$22.79	\$26.52	\$47,812
49-3031	Bus and Truck Mechanics and Diesel Engine Specialists	151	\$26.06	\$22.91	\$27.12	\$29.85	\$54,199
51-3021	Butchers and Meat Cutters	64	\$19.25	\$15.52	\$19.80	\$22.83	\$40,022
13-1020	Buyers and Purchasing Agents	97	\$29.24	\$22.41	\$28.79	\$35.79	\$60,823
51-7011	Cabinetmakers and Bench Carpenters	39	\$23.31	\$21.06	\$22.79	\$24.52	\$48,484
53-5021	Captains, Mates, and Pilots of Water Vessels	38	\$30.55	\$23.70	\$28.57	\$35.47	\$63,543
25-1194	Career/Technical Education Teachers, Postsecondary	122	\$26.97	\$20.70	\$23.83	\$31.87	\$56,088
25-2032	Career/Technical Education Teachers, Secondary School	73					\$78,090
47-2031	Carpenters	546	\$27.50	\$20.63	\$27.29	\$32.76	\$57,204
41-2011	Cashiers	1,127	\$15.79	\$12.75	\$13.68	\$17.84	\$32,833
47-2051	Cement Masons and Concrete Finishers	30	\$37.19	\$31.09	\$37.69	\$42.86	\$77,364
35-1011	Chefs and Head Cooks		\$30.55	\$23.24	\$28.55	\$38.34	\$63,545
19-2031	Chemists		\$45.31	\$37.02	\$45.42	\$52.95	\$94,249
11-1011	Chief Executives	45	\$98.62	\$63.45	\$89.96		\$205,122
21-1021	Child, Family, and School Social Workers	163	\$26.59	\$21.90	\$27.19	\$32.55	\$55,312
39-9011	Childcare Workers		\$14.12	\$12.80	\$13.90	\$15.05	\$29,377
29-1011	Chiropractors	12	\$26.94	\$21.69	\$23.54	\$26.01	\$56,016
17-3022	Civil Engineering Technologists and Technicians	32	\$32.76	\$28.42	\$31.83	\$35.67	\$68,141
53-7061	Cleaners of Vehicles and Equipment	200	\$15.39	\$12.86	\$14.32	\$17.09	\$32,000
19-3031	Clinical, Counseling, and School Psychologists	22	\$43.26	\$36.22	\$43.73	\$51.51	\$89,980
27-2022	Coaches and Scouts	230					\$44,065
51-9124	Coating, Painting, and Spraying Machine Setters, Operators, and Tenders	48	\$29.07	\$24.31	\$30.12	\$34.93	\$60,469
21-1099	Community and Social Service Specialists, All Other	14	\$23.17	\$19.96	\$22.18	\$24.38	\$48,182
21-1094	Community Health Workers	34	\$23.30	\$17.74	\$21.20	\$28.03	\$48,458
13-1141	Compensation, Benefits, and Job Analysis Specialists	11	\$36.15	\$31.77	\$35.74	\$39.61	\$75,199

SOC code	Mount Vernon-Anacortes, Washington MSA occupational title	Estimated employment	Average wage	Percentiles			Annual wage
				25th	50th	75th	
13-1041	Compliance Officers	54	\$30.94	\$24.45	\$31.20	\$37.47	\$64,366
11-3021	Computer and Information Systems Managers	66	\$69.32	\$55.00	\$66.01	\$79.67	\$144,198
15-1241	Computer Network Architects	25	\$44.38	\$40.01	\$44.32	\$48.54	\$92,319
15-1231	Computer Network Support Specialists	23	\$30.68	\$24.37	\$31.73	\$36.31	\$63,820
15-1299	Computer Occupations, All Other	49	\$41.75	\$30.81	\$39.12	\$48.20	\$86,823
15-1211	Computer Systems Analysts	112	\$42.57	\$36.40	\$42.36	\$48.21	\$88,560
15-1232	Computer User Support Specialists	151	\$28.49	\$24.11	\$28.15	\$31.31	\$59,265
19-1031	Conservation Scientists	53	\$28.61	\$24.22	\$28.09	\$30.54	\$59,510
47-4011	Construction and Building Inspectors	175	\$36.12	\$28.23	\$35.49	\$44.35	\$75,129
47-2061	Construction Laborers	553	\$27.97	\$21.71	\$26.17	\$34.50	\$58,183
11-9021	Construction Managers	235	\$58.74	\$39.71	\$62.93	\$74.19	\$122,155
35-2011	Cooks, Fast Food		\$14.98	\$13.55	\$14.75	\$16.10	\$31,159
35-2012	Cooks, Institution and Cafeteria	175	\$18.46	\$15.36	\$18.27	\$21.59	\$38,401
35-2014	Cooks, Restaurant	503	\$16.39	\$14.28	\$16.49	\$18.40	\$34,085
35-2015	Cooks, Short Order	125	\$14.77	\$13.18	\$14.48	\$16.10	\$30,717
13-1051	Cost Estimators	82	\$40.18	\$33.13	\$38.02	\$47.75	\$83,558
21-1019	Counselors, All Other	19	\$44.02	\$32.72	\$44.36	\$55.72	\$91,573
41-2021	Counter and Rental Clerks	202	\$17.78	\$13.90	\$15.70	\$19.48	\$36,967
43-4031	Court, Municipal, and License Clerks	67	\$24.35	\$21.82	\$23.98	\$26.43	\$50,629
53-7021	Crane and Tower Operators		\$30.11	\$22.67	\$30.89	\$37.27	\$62,641
13-2041	Credit Analysts	32	\$33.14	\$25.75	\$31.59	\$36.29	\$68,927
39-9098	Crematory Operators and Personal Care and Service Workers, All Other	101	\$12.79	\$12.37	\$12.43	\$12.57	\$26,617
33-9091	Crossing Guards and Flaggers	13	\$23.03	\$17.15	\$19.45	\$26.13	\$47,908
43-4051	Customer Service Representatives	566	\$20.05	\$14.09	\$18.73	\$24.99	\$41,708
51-4031	Cut/Punch/Press Machine Setters/Operators/Tenders, Metal/Plastic	36	\$20.40	\$16.26	\$19.08	\$25.21	\$42,419
43-9021	Data Entry Keyers	81	\$17.64	\$15.24	\$17.33	\$19.24	\$36,689
15-1245	Database Administrators and Architects	13	\$42.92	\$35.71	\$40.09	\$46.53	\$89,264
41-9011	Demonstrators and Product Promoters		\$15.74	\$13.89	\$15.05	\$16.46	\$32,739
31-9091	Dental Assistants	216	\$21.23	\$17.59	\$20.63	\$24.30	\$44,149
29-1292	Dental Hygienists		\$38.69	\$31.29	\$42.85	\$47.57	\$80,480
29-1021	Dentists, General		\$89.03	\$68.52	\$78.18		\$185,189
29-2032	Diagnostic Medical Sonographers	26	\$43.30	\$39.53	\$44.51	\$49.15	\$90,071
29-1031	Dietitians and Nutritionists	25	\$28.18	\$20.36	\$28.44	\$33.75	\$58,611
35-9011	Dining Room and Cafeteria Attendants and Bartender Helpers		\$13.58	\$12.46	\$12.55	\$12.79	\$28,234
35-9021	Dishwashers	335	\$13.62	\$12.56	\$12.94	\$14.46	\$28,327
43-5032	Dispatchers, Except Police, Fire, and Ambulance	91					
53-3031	Driver/Sales Workers	107	\$18.60	\$14.20	\$19.75	\$22.91	\$38,698
47-2081	Drywall and Ceiling Tile Installers	43	\$26.65	\$20.12	\$26.42	\$30.30	\$55,422
11-9039	Education Administrators, All Other	19	\$31.44	\$22.57	\$26.16	\$35.47	\$65,384
11-9032	Education Administrators, Kindergarten through Secondary	106					\$121,840
11-9031	Education and Childcare Administrators, Preschool and Daycare	26	\$26.06	\$20.20	\$26.88	\$29.89	\$54,226
25-9099	Educational Instruction and Library Workers, All Other	21	\$26.54	\$19.85	\$24.39	\$35.17	\$55,199
21-1012	Educational, Guidance, and Career Counselors and Advisors	86	\$33.74	\$25.58	\$32.38	\$40.46	\$70,184
17-3023	Electrical and Electronic Engineering Technologists and Technicians	14	\$30.59	\$26.42	\$30.63	\$35.41	\$63,626
17-2071	Electrical Engineers	15	\$46.37	\$38.71	\$46.20	\$55.26	\$96,445

SOC code	Mount Vernon-Anacortes, Washington MSA occupational title	Estimated employment	Average wage	Percentiles			Annual wage
				25th	50th	75th	
51-2028	Electrical/Electronic/Electromechanical Assemblers Only	77	\$17.50	\$13.86	\$16.23	\$19.31	\$36,396
47-2111	Electricians	810	\$42.00	\$30.79	\$41.98	\$55.98	\$87,367
25-2021	Elementary School Teachers, Except Special Education	530					\$77,804
43-4061	Eligibility Interviewers, Government Programs	67	\$23.36	\$19.35	\$23.85	\$27.01	\$48,580
29-2040	Emergency Medical Technicians and Paramedics	12					
17-2081	Environmental Engineers		\$55.77	\$45.14	\$53.72	\$66.52	\$116,016
19-2041	Environmental Scientists and Specialists, Including Health	25	\$34.49	\$25.70	\$31.99	\$38.36	\$71,747
47-5022	Excavating and Loading Machine and Dragline Operators, Surface Mining	24	\$31.66	\$24.03	\$28.50	\$41.06	\$65,837
43-6011	Executive Secretaries and Executive Administrative Assistants	85	\$31.55	\$26.55	\$30.24	\$36.74	\$65,624
39-9031	Exercise Trainers and Group Fitness Instructors	115	\$23.55	\$17.74	\$22.05	\$28.47	\$48,969
29-1215	Family Medicine Physicians	52	\$119.80	\$93.67			\$249,162
45-2092	Farmworkers and Laborers, Crop, Nursery, and Greenhouse	76	\$14.63	\$13.40	\$14.25	\$15.09	\$30,431
45-2093	Farmworkers, Farm, Ranch, and Aquacultural Animals	55	\$15.25	\$12.97	\$14.33	\$16.87	\$31,718
35-3023	Fast Food and Counter Workers	1,886	\$13.96	\$12.61	\$13.08	\$14.86	\$29,027
51-2051	Fiberglass Laminators and Fabricators	114	\$20.06	\$16.32	\$18.79	\$23.60	\$41,723
43-4071	File Clerks	26	\$21.48	\$16.13	\$21.77	\$27.00	\$44,678
13-2098	Financial and Investment Analysts, Financial Risk Specialists, All Other	42	\$43.21	\$24.02	\$35.77	\$49.24	\$89,870
11-3031	Financial Managers	162	\$48.33	\$31.22	\$44.10	\$60.73	\$100,530
33-2011	Firefighters	104	\$25.57	\$18.04	\$22.61	\$35.34	\$53,172
47-1011	First-Line Supervisors of Construction Trades and Extraction Workers	396	\$51.83	\$41.31	\$51.47	\$59.09	\$107,795
45-1011	First-Line Supervisors of Farming, Fishing, and Forestry Workers		\$21.95	\$17.46	\$19.77	\$23.43	\$45,666
33-1021	First-Line Supervisors of Firefighting and Prevention Workers	25	\$47.40	\$41.50	\$47.25	\$53.27	\$98,598
35-1012	First-Line Supervisors of Food Preparation and Serving Workers	411	\$21.13	\$16.03	\$19.09	\$24.88	\$43,953
37-1011	First-Line Supervisors of Housekeeping and Janitorial Workers	33	\$21.06	\$17.09	\$19.15	\$23.14	\$43,819
37-1012	First-Line Sprvs. of Landscaping, Lawn Service, & Groundskeeping Workers	18	\$32.27	\$26.84	\$33.35	\$38.06	\$67,119
49-1011	First-Line Supervisors of Mechanics, Installers, and Repairers	185	\$37.37	\$27.25	\$35.98	\$44.89	\$77,731
41-1012	First-Line Supervisors of Non-Retail Sales Workers	22	\$36.73	\$32.00	\$36.74	\$41.36	\$76,402
43-1011	First-Line Supervisors of Office and Administrative Support Workers	421	\$29.43	\$23.53	\$28.62	\$34.44	\$61,199
33-1012	First-Line Supervisors of Police and Detectives	52	\$47.02	\$43.79	\$47.93	\$52.09	\$97,815
51-1011	First-Line Supervisors of Production and Operating Workers	422	\$36.79	\$29.08	\$37.00	\$45.09	\$76,500
41-1011	First-Line Supervisors of Retail Sales Workers	513	\$22.76	\$16.86	\$21.01	\$26.50	\$47,349
27-1023	Floral Designers	18	\$16.34	\$12.44	\$16.84	\$18.55	\$33,984
51-3092	Food Batchmakers	112	\$17.48	\$14.81	\$17.47	\$19.71	\$36,355
35-2021	Food Preparation Workers	216	\$16.81	\$13.36	\$15.13	\$18.48	\$34,960
35-3041	Food Servers, Nonrestaurant	110	\$13.80	\$12.80	\$13.32	\$14.70	\$28,718
11-9051	Food Service Managers	46	\$35.20	\$27.46	\$31.49	\$40.02	\$73,214
19-4071	Forest and Conservation Technicians	23	\$25.61	\$19.82	\$24.24	\$30.54	\$53,269
13-1131	Fundraisers	24	\$27.17	\$22.04	\$27.35	\$32.36	\$56,516
11-1021	General and Operations Managers	641	\$52.80	\$34.79	\$44.81	\$60.87	\$109,826
27-1024	Graphic Designers	37	\$23.95	\$18.34	\$22.07	\$26.06	\$49,826
39-5012	Hairdressers, Hairstylists, and Cosmetologists	202	\$20.07	\$15.24	\$18.26	\$22.14	\$41,749
17-2111	Health and Safety Engineers, Exc. Mining Safety Engineers and Inspectors	21					
21-1091	Health Education Specialists	24	\$30.73	\$24.65	\$30.00	\$36.28	\$63,902
29-9098	Health Info Techs. & Practitioners/Reg. Med./Surg. Assts./Technical, All Other	19	\$33.09	\$23.16	\$30.58	\$42.83	\$68,836
31-9099	Healthcare Support Workers, All Other	62	\$21.10	\$16.68	\$20.48	\$25.00	\$43,881

SOC code	Mount Vernon-Anacortes, Washington MSA occupational title	Estimated employment	Average wage	Percentiles			Annual wage
				25th	50th	75th	
49-9021	Heating, Air Conditioning, and Refrigeration Mechanics and Installers	160	\$32.52	\$22.92	\$28.91	\$39.11	\$67,642
53-3032	Heavy and Tractor-Trailer Truck Drivers	780	\$26.27	\$21.33	\$24.91	\$31.07	\$54,636
51-9198	Helpers-Production Workers	20	\$20.26	\$15.06	\$19.80	\$23.40	\$42,153
47-4051	Highway Maintenance Workers	58	\$26.05	\$23.43	\$25.86	\$29.23	\$54,196
31-1120	Home Health and Personal Care Aides	769	\$14.66	\$12.95	\$14.27	\$15.71	\$30,480
35-9031	Hosts and Hostesses, Restaurant, Lounge, and Coffee Shop	106	\$14.35	\$12.94	\$13.83	\$14.98	\$29,851
43-4081	Hotel, Motel, and Resort Desk Clerks	166	\$14.31	\$12.78	\$13.88	\$15.33	\$29,765
43-4161	Human Resources Assistants, Except Payroll and Timekeeping	28	\$24.16	\$19.79	\$23.30	\$29.19	\$50,260
11-3121	Human Resources Managers	44	\$56.22	\$45.07	\$54.96	\$66.67	\$116,952
13-1071	Human Resources Specialists	192	\$30.28	\$23.94	\$28.64	\$35.69	\$62,981
17-2112	Industrial Engineers	56	\$39.01	\$33.39	\$37.66	\$42.95	\$81,144
49-9041	Industrial Machinery Mechanics	146	\$32.01	\$23.31	\$29.76	\$43.10	\$66,578
11-3051	Industrial Production Managers	73	\$59.49	\$44.51	\$53.80	\$68.54	\$123,743
53-7051	Industrial Truck and Tractor Operators	184	\$23.65	\$22.14	\$24.08	\$26.09	\$49,192
43-4199	Information and Record Clerks, All Other	41	\$19.05	\$16.46	\$18.19	\$20.23	\$39,618
15-1212	Information Security Analysts	14	\$51.84	\$38.97	\$45.12	\$50.93	\$107,814
51-9061	Inspectors, Testers, Sorters, Samplers, and Weighers	133	\$23.77	\$17.24	\$20.81	\$27.28	\$49,436
49-9099	Installation, Maintenance, and Repair Workers, All Other	60	\$26.12	\$21.56	\$25.87	\$30.91	\$54,332
25-9031	Instructional Coordinators	71	\$35.20	\$25.63	\$35.06	\$45.73	\$73,207
41-3021	Insurance Sales Agents	105	\$31.03	\$19.85	\$25.25	\$37.37	\$64,552
27-1025	Interior Designers		\$27.00	\$18.66	\$28.39	\$33.45	\$56,149
43-4111	Interviewers, Except Eligibility and Loan	97	\$19.49	\$17.42	\$19.12	\$21.73	\$40,540
37-2011	Janitors and Cleaners, Except Maids and Housekeeping Cleaners	738	\$18.69	\$13.96	\$16.66	\$22.21	\$38,864
25-2012	Kindergarten Teachers, Except Special Education	87					\$69,949
13-1075	Labor Relations Specialists	17	\$54.84	\$54.31	\$58.57	\$62.85	\$114,071
53-7062	Laborers and Freight, Stock, and Material Movers, Hand	508	\$18.23	\$14.41	\$18.03	\$20.77	\$37,921
37-3011	Landscaping and Groundskeeping Workers	454	\$17.44	\$13.54	\$15.63	\$19.13	\$36,279
51-6011	Laundry and Dry-Cleaning Workers	24	\$14.64	\$12.48	\$13.49	\$15.07	\$30,434
23-1011	Lawyers	59	\$44.76	\$35.08	\$44.14	\$53.90	\$93,105
11-1031	Legislators	39					\$110,182
25-4022	Librarians and Media Collections Specialists	53	\$31.02	\$23.37	\$31.22	\$37.98	\$64,525
43-4121	Library Assistants, Clerical	33	\$15.99	\$13.44	\$14.72	\$18.20	\$33,257
25-4031	Library Technicians	68	\$19.59	\$16.05	\$18.29	\$23.32	\$40,746
29-2061	Licensed Practical and Licensed Vocational Nurses	195	\$24.19	\$21.27	\$23.47	\$25.99	\$50,306
53-3033	Light Truck Drivers	474	\$18.54	\$14.86	\$16.49	\$20.84	\$38,553
43-4131	Loan Interviewers and Clerks	44	\$19.96	\$16.78	\$18.94	\$23.08	\$41,533
13-2072	Loan Officers	163	\$30.04	\$17.78	\$24.40	\$36.66	\$62,503
11-9081	Lodging Managers		\$34.41	\$28.37	\$35.71	\$39.72	\$71,585
45-4022	Logging Equipment Operators	59	\$26.85	\$25.29	\$27.48	\$29.63	\$55,834
51-4041	Machinists	158	\$23.80	\$18.67	\$22.95	\$28.52	\$49,508
29-2035	Magnetic Resonance Imaging Technologists	11	\$44.10	\$39.78	\$44.58	\$49.14	\$91,726
37-2012	Maids and Housekeeping Cleaners	394	\$15.20	\$13.14	\$14.45	\$16.08	\$31,623
43-9051	Mail Clerks and Mail Machine Operators, Except Postal Service	49	\$14.46	\$12.35	\$12.40	\$16.56	\$30,092
49-9071	Maintenance and Repair Workers, General	498	\$22.91	\$17.10	\$22.82	\$28.37	\$47,647
13-1111	Management Analysts	23	\$43.22	\$29.98	\$39.61	\$57.48	\$89,891

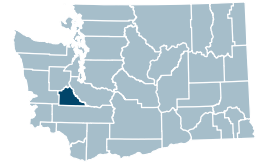
SOC code	Mount Vernon-Anacortes, Washington MSA occupational title	Estimated employment	Average wage	Percentiles			Annual wage
				25th	50th	75th	
13-1161	Market Research Analysts and Marketing Specialists	148	\$26.79	\$19.14	\$24.40	\$32.61	\$55,712
11-2021	Marketing Managers	29					
31-9011	Massage Therapists	12	\$37.14	\$35.24	\$37.48	\$39.73	\$77,265
51-3022	Meat, Poultry, and Fish Cutters and Trimmers	223	\$15.12	\$13.01	\$14.51	\$16.20	\$31,448
17-3013	Mechanical Drafters		\$27.45	\$22.78	\$25.65	\$32.12	\$57,099
17-2141	Mechanical Engineers	350	\$44.86	\$36.66	\$43.68	\$50.75	\$93,299
11-9111	Medical and Health Services Managers	109	\$60.71	\$45.45	\$56.26	\$68.09	\$126,289
31-9092	Medical Assistants	207	\$20.64	\$18.19	\$20.41	\$23.41	\$42,943
29-2098	Medical Dosimetrists/ Med. Rcrds./Health Technologists/Technicians, All Other	177	\$23.78	\$17.87	\$21.81	\$28.99	\$49,459
31-9093	Medical Equipment Preparers	50	\$19.14	\$16.78	\$18.76	\$21.87	\$39,812
43-6013	Medical Secretaries and Administrative Assistants	252	\$19.80	\$17.09	\$19.63	\$22.80	\$41,175
13-1121	Meeting, Convention, and Event Planners	21	\$17.35	\$13.54	\$14.84	\$18.26	\$36,093
43-5041	Meter Readers, Utilities	26	\$30.58	\$27.63	\$30.30	\$34.28	\$63,616
25-2022	Middle School Teachers, Except Special and Career/Technical Education	194					\$78,641
49-9044	Millwrights	118	\$31.34	\$27.79	\$30.19	\$32.66	\$65,178
51-2090	Miscellaneous Assemblers and Fabricators	326	\$19.91	\$16.21	\$18.81	\$22.92	\$41,426
33-1090	Miscellaneous First-Line Supervisors, Protective Service Workers	30	\$29.65	\$22.05	\$28.54	\$37.26	\$61,649
49-3042	Mobile Heavy Equipment Mechanics, Except Engines	76	\$31.01	\$23.73	\$30.59	\$37.65	\$64,513
39-4031	Morticians, Undertakers, and Funeral Arrangers	18	\$20.98	\$17.35	\$19.16	\$22.52	\$43,644
49-3051	Motorboat Mechanics and Service Technicians		\$22.71	\$18.29	\$22.86	\$27.47	\$47,238
11-9121	Natural Sciences Managers	12	\$56.60	\$48.04	\$56.66	\$67.38	\$117,726
15-1244	Network and Computer Systems Administrators	87	\$38.05	\$30.02	\$37.60	\$45.67	\$79,142
29-2033	Nuclear Medicine Technologists	10	\$45.12	\$41.59	\$45.69	\$49.79	\$93,851
29-1171	Nurse Practitioners	38	\$64.72	\$42.94	\$57.32	\$73.33	\$134,617
31-1131	Nursing Assistants	499	\$17.40	\$15.78	\$17.53	\$19.32	\$36,186
19-5011	Occupational Health and Safety Specialists	35	\$36.07	\$31.78	\$35.23	\$40.16	\$75,005
29-1122	Occupational Therapists	52	\$44.71	\$40.34	\$45.49	\$50.33	\$93,003
43-9199	Office and Administrative Support Workers, All Other	76	\$15.54	\$12.89	\$14.48	\$17.45	\$32,315
43-9061	Office Clerks, General	1,071	\$19.18	\$14.72	\$18.28	\$22.61	\$39,895
47-2073	Operating Engineers and Other Construction Equipment Operators	219	\$35.96	\$27.39	\$38.48	\$44.97	\$74,809
29-2057	Ophthalmic Medical Technicians		\$22.51	\$19.71	\$22.26	\$24.98	\$46,833
29-2081	Opticians, Dispensing		\$22.44	\$18.07	\$21.77	\$25.36	\$46,680
43-4151	Order Clerks	23	\$20.76	\$16.58	\$19.81	\$25.93	\$43,182
51-9111	Packaging and Filling Machine Operators and Tenders	119	\$16.04	\$13.73	\$15.21	\$18.03	\$33,364
53-7064	Packers and Packagers, Hand	294	\$15.76	\$13.31	\$14.86	\$17.00	\$32,788
47-2141	Painters, Construction and Maintenance	118	\$20.36	\$16.89	\$18.94	\$22.56	\$42,329
23-2011	Paralegals and Legal Assistants	43	\$22.57	\$20.26	\$22.43	\$24.66	\$46,966
53-6021	Parking Attendants	38	\$14.26	\$13.35	\$14.13	\$14.93	\$29,646
41-2022	Parts Salespersons	188	\$19.27	\$15.09	\$17.98	\$22.12	\$40,101
53-3058	Passenger Vehicle Drivers, Except Bus Drivers, Transit and Intercity	238	\$20.20	\$14.38	\$19.78	\$25.09	\$42,027
43-3051	Payroll and Timekeeping Clerks	51	\$25.98	\$21.62	\$26.60	\$30.35	\$54,019
13-2052	Personal Financial Advisors	28					
11-9198	Personal Svc. Mgrs, Entmt. & Recr. Mgrs, Exc. Gambling & Mgrs, All Other	85	\$52.42	\$36.70	\$47.67	\$68.89	\$109,052
39-1098	Personal Svcs. & Entmt. & Recr. Supervisors, Except Gambling Services	42	\$21.45	\$16.97	\$19.18	\$24.32	\$44,602
29-1051	Pharmacists	93	\$66.80	\$59.95	\$67.61	\$75.25	\$138,948

SOC code	Mount Vernon-Anacortes, Washington MSA occupational title	Estimated employment	Average wage	Percentiles			Annual wage
				25th	50th	75th	
31-9095	Pharmacy Aides	51	\$15.72	\$13.18	\$14.97	\$17.87	\$32,694
29-2052	Pharmacy Technicians	123	\$22.21	\$20.52	\$22.37	\$24.21	\$46,190
31-2022	Physical Therapist Aides	18	\$17.52	\$14.14	\$16.75	\$19.11	\$36,444
31-2021	Physical Therapist Assistants	54	\$27.75	\$22.19	\$26.11	\$32.31	\$57,704
29-1123	Physical Therapists	84	\$42.46	\$36.13	\$44.43	\$49.93	\$88,325
29-1071	Physician Assistants	55	\$53.44	\$48.55	\$56.48	\$62.18	\$111,164
29-1228	Physicians, All Other and Ophthalmologists, Except Pediatric	125	\$99.08	\$43.07			\$206,088
47-2151	Pipelayers	24	\$35.09	\$32.41	\$36.12	\$39.26	\$72,986
47-2152	Plumbers, Pipefitters, and Steamfitters	98	\$33.97	\$22.24	\$32.13	\$44.07	\$70,658
33-3051	Police and Sheriff's Patrol Officers	182	\$39.15	\$35.29	\$38.85	\$42.58	\$81,447
43-5051	Postal Service Clerks	39	\$23.77	\$20.90	\$22.34	\$29.91	\$49,441
43-5052	Postal Service Mail Carriers	128	\$25.41	\$18.23	\$24.24	\$31.72	\$52,841
25-2011	Preschool Teachers, Except Special Education	191	\$14.27	\$12.33	\$12.80	\$14.81	\$29,683
51-5112	Printing Press Operators	30	\$18.44	\$14.58	\$18.33	\$22.38	\$38,352
33-9021	Private Detectives and Investigators		\$18.37	\$14.23	\$17.94	\$21.02	\$38,195
21-1092	Probation Officers and Correctional Treatment Specialists	17	\$30.93	\$28.46	\$31.40	\$33.30	\$64,341
43-5061	Production, Planning, and Expediting Clerks	104	\$18.93	\$12.65	\$16.55	\$23.78	\$39,372
13-1198	Project Mgmt. Specialists and Business Operations Specialists, All Other	369	\$32.91	\$23.36	\$29.79	\$39.51	\$68,439
33-0000	Protective Service Occupations	800	\$28.64	\$17.63	\$26.28	\$38.83	\$59,569
29-1223	Psychiatrists	27	\$57.23	\$43.48	\$48.52	\$69.00	\$119,040
27-3031	Public Relations Specialists	32	\$32.09	\$25.99	\$33.39	\$38.63	\$66,762
11-3061	Purchasing Managers	10	\$56.29	\$47.64	\$57.66	\$64.68	\$117,085
29-2034	Radiologic Technologists and Technicians	80	\$33.73	\$28.54	\$32.36	\$38.68	\$70,143
41-9022	Real Estate Sales Agents		\$27.24	\$18.88	\$25.44	\$36.71	\$56,669
43-4171	Receptionists and Information Clerks	487	\$17.77	\$15.70	\$17.73	\$19.70	\$36,975
39-9032	Recreation Workers	105	\$17.02	\$13.56	\$15.07	\$18.11	\$35,393
29-1141	Registered Nurses	1,058	\$41.96	\$34.50	\$40.17	\$49.51	\$87,283
21-1015	Rehabilitation Counselors	54	\$25.14	\$17.67	\$21.95	\$28.79	\$52,278
39-9041	Residential Advisors	48	\$16.11	\$12.80	\$14.63	\$17.81	\$33,508
29-1126	Respiratory Therapists	43	\$33.65	\$29.58	\$33.77	\$37.81	\$69,990
41-2031	Retail Salespersons	2,236	\$16.84	\$12.89	\$14.23	\$16.90	\$35,020
49-9096	Riggers	12	\$28.96	\$24.80	\$27.53	\$30.27	\$60,230
47-2181	Roofers	87	\$28.58	\$22.47	\$28.03	\$33.99	\$59,450
53-5011	Sailors and Marine Oilers	33					
41-9099	Sales and Related Workers, All Other	30	\$14.60	\$13.00	\$14.21	\$15.42	\$30,375
11-2022	Sales Managers	92	\$60.57	\$41.56	\$51.35	\$72.83	\$125,993
41-3091	Sales Reps of Svcs., Exc. Advertising, Insurance, Financial Svcs., & Travel	134	\$37.24	\$23.18	\$30.45	\$42.14	\$77,454
41-4012	Sales Reps/Wholesale/Mfg, Except Tech/Science Products	314	\$36.50	\$24.09	\$33.13	\$46.31	\$75,923
51-7041	Sawing Machine Setters, Operators, and Tenders, Wood	104	\$22.32	\$17.49	\$22.28	\$27.84	\$46,435
33-9098	School Bus Monitors and Protective Service Workers, All Other	81	\$22.81	\$16.55	\$20.65	\$25.37	\$47,445
25-2031	Secondary School Teachers, Except Special and Career/Technical Education	314					\$77,681
43-6014	Secretaries and Admin. Assistants, Except Legal, Medical, and Executive	607	\$21.58	\$16.87	\$21.66	\$26.06	\$44,893
41-3031	Securities, Commodities, and Financial Services Sales Agents	28	\$25.64	\$18.13	\$22.44	\$27.69	\$53,316
33-9032	Security Guards	151	\$17.34	\$13.93	\$16.55	\$19.57	\$36,063
25-3021	Self-Enrichment Teachers	175	\$22.21	\$14.46	\$20.40	\$26.78	\$46,190

SOC code	Mount Vernon-Anacortes, Washington MSA occupational title	Estimated employment	Average wage	Percentiles			Annual wage
				25th	50th	75th	
51-9012	Separating and Filtering Machine Setters/Operators/Tenders		\$20.28	\$16.77	\$18.83	\$22.01	\$42,184
47-4071	Septic Tank Servicers and Sewer Pipe Cleaners	44	\$31.59	\$27.32	\$33.75	\$37.81	\$65,723
51-6031	Sewing Machine Operators		\$18.74	\$13.62	\$16.73	\$23.82	\$38,977
43-5071	Shipping, Receiving, and Inventory Clerks	106	\$19.03	\$15.56	\$18.44	\$21.99	\$39,577
11-9151	Social and Community Service Managers	60	\$37.88	\$26.26	\$36.97	\$43.94	\$78,803
21-1093	Social and Human Service Assistants	99	\$18.14	\$15.55	\$17.72	\$20.44	\$37,743
15-1256	Software Developers and Software Quality Assurance Analysts and Testers	170	\$56.95	\$39.42	\$52.76	\$71.47	\$118,447
25-2052	Special Education Teachers, Kindergarten and Elementary School	56					\$76,037
25-2057	Special Education Teachers, Middle School	27					\$77,845
25-2051	Special Education Teachers, Preschool	30					\$66,619
25-2058	Special Education Teachers, Secondary School						\$78,968
29-1127	Speech-Language Pathologists	60	\$40.59	\$33.74	\$42.72	\$49.02	\$84,443
53-7065	Stockers and Order Fillers	620	\$17.62	\$14.00	\$16.84	\$21.00	\$36,645
47-2221	Structural Iron and Steel Workers	73	\$36.84	\$27.35	\$39.98	\$46.75	\$76,612
51-2041	Structural Metal Fabricators and Fitters	105	\$22.68	\$18.67	\$22.42	\$26.12	\$47,162
21-1018	Substance Abuse, Behavioral Disorder, and Mental Health Counselors	182	\$27.01	\$17.54	\$23.52	\$30.28	\$56,170
25-3031	Substitute Teachers, Short-Term	211	\$22.03	\$20.51	\$22.08	\$23.66	\$45,832
29-2055	Surgical Technologists	28	\$24.91	\$22.05	\$24.19	\$27.67	\$51,828
17-3031	Surveying and Mapping Technicians	25	\$33.75	\$28.48	\$35.22	\$38.87	\$70,194
17-1022	Surveyors	13	\$42.80	\$34.32	\$37.79	\$54.30	\$89,019
47-2082	Tapers		\$26.58	\$19.13	\$27.07	\$30.74	\$55,288
25-9045	Teaching Assistants, Except Postsecondary	788					\$37,947
49-2022	Telecommunications Equipment Installers and Repairers, Exc. Line Installers	44	\$34.54	\$33.37	\$35.71	\$38.05	\$71,843
49-9052	Telecommunications Line Installers and Repairers		\$25.20	\$19.92	\$24.01	\$30.36	\$52,410
43-3071	Tellers	189	\$16.64	\$14.07	\$16.15	\$18.92	\$34,609
49-3093	Tire Repairers and Changers		\$16.04	\$12.50	\$13.97	\$17.02	\$33,356
23-2093	Title Examiners, Abstractors, and Searchers		\$22.25	\$20.75	\$22.56	\$24.37	\$46,261
13-1151	Training and Development Specialists	26	\$35.40	\$29.63	\$34.25	\$38.41	\$73,641
11-3071	Transportation, Storage, and Distribution Managers	24	\$55.27	\$42.24	\$47.09	\$52.39	\$114,967
53-1047	Transportation/Material Moving Supervisors/No Cargo Handlers	172	\$32.29	\$25.33	\$31.62	\$38.42	\$67,162
25-3097	Tutors and Teachers and Instructors, All Other	11					\$47,314
51-6093	Upholsterers		\$23.24	\$20.41	\$22.87	\$25.58	\$48,340
19-3051	Urban and Regional Planners	31	\$36.46	\$32.55	\$37.51	\$40.63	\$75,832
29-1131	Veterinarians		\$49.20	\$40.17	\$46.72	\$57.49	\$102,339
31-9096	Veterinary Assistants and Laboratory Animal Caretakers	63	\$16.29	\$13.89	\$15.36	\$18.63	\$33,869
29-2056	Veterinary Technologists and Technicians	36	\$20.92	\$19.44	\$21.39	\$23.29	\$43,504
35-3031	Waiters and Waitresses	1,072	\$20.82	\$13.96	\$15.83	\$25.85	\$43,304
51-8031	Water and Wastewater Treatment Plant and System Operators	88	\$31.35	\$25.98	\$31.28	\$37.46	\$65,201
15-1257	Web Developers and Digital Interface Designers	29	\$33.19	\$23.35	\$30.05	\$44.70	\$69,019
51-4121	Welders, Cutters, Solderers, and Brazers	395	\$28.82	\$23.50	\$28.89	\$34.32	\$59,936
51-7042	Woodworking Machine Setters, Operators, and Tenders, Except Sawing	156	\$19.59	\$17.07	\$18.99	\$21.84	\$40,729
19-1023	Zoologists and Wildlife Biologists		\$39.22	\$30.00	\$35.98	\$48.10	\$81,583

Olympia-Tumwater, Washington MSA

2020 Occupational Employment and Wage Estimates Includes Thurston County



SOC code	Olympia-Tumwater, Washington MSA occupational title	Estimated employment	Average wage	Percentiles			Annual wage
				25th	50th	75th	
13-2011	Accountants and Auditors	812	\$34.53	\$27.83	\$33.90	\$41.36	\$71,839
29-1298	Acupuncturists & Healthcare Diagnosing or Treating Practitioners, All Other	22	\$27.36	\$16.81	\$19.13	\$35.27	\$56,915
11-3010	Administrative Services and Facilities Managers	131	\$54.48	\$43.87	\$56.22	\$63.89	\$113,318
41-3011	Advertising Sales Agents	51	\$27.14	\$18.96	\$27.32	\$33.02	\$56,440
49-3011	Aircraft Mechanics and Service Technicians	25	\$31.66	\$28.71	\$30.80	\$33.92	\$65,842
39-3091	Amusement and Recreation Attendants	163	\$13.93	\$12.60	\$13.29	\$14.78	\$28,965
39-2021	Animal Caretakers	225	\$16.38	\$13.55	\$14.86	\$18.10	\$34,064
19-3091	Anthropologists and Archeologists		\$40.03	\$35.28	\$40.90	\$45.90	\$83,269
17-1011	Architects, Except Landscape and Naval	71	\$41.74	\$39.68	\$43.82	\$45.02	\$86,813
17-3011	Architectural and Civil Drafters	80	\$23.12	\$18.16	\$21.86	\$26.56	\$48,080
11-9041	Architectural and Engineering Managers	57	\$64.82	\$55.84	\$67.62	\$75.46	\$134,831
27-1011	Art Directors	16	\$34.95	\$21.07	\$23.96	\$55.73	\$72,697
27-4011	Audio and Video Technicians	30	\$17.57	\$13.61	\$15.02	\$19.58	\$36,547
29-1181	Audiologists	11	\$36.35	\$34.44	\$36.65	\$38.85	\$75,618
53-6031	Automotive and Watercraft Service Attendants	103	\$15.21	\$13.02	\$14.59	\$17.01	\$31,647
49-3021	Automotive Body and Related Repairers	94	\$32.68	\$23.75	\$29.92	\$38.92	\$67,969
49-3023	Automotive Service Technicians and Mechanics	493	\$21.24	\$16.68	\$19.63	\$24.47	\$44,191
51-3011	Bakers	126	\$16.74	\$13.88	\$16.02	\$18.44	\$34,818
35-3011	Bartenders	601	\$16.73	\$13.17	\$14.71	\$19.45	\$34,806
43-3011	Bill and Account Collectors	153	\$21.39	\$17.47	\$20.90	\$22.73	\$44,473
43-3021	Billing and Posting Clerks	444	\$22.38	\$18.84	\$22.44	\$25.59	\$46,562
19-1029	Biological Scientists, All Other	74	\$41.00	\$35.08	\$38.04	\$48.20	\$85,281
19-4021	Biological Technicians	92	\$21.20	\$18.15	\$20.66	\$23.62	\$44,086
43-3031	Bookkeeping, Accounting, and Auditing Clerks	1,085	\$22.78	\$18.76	\$22.53	\$27.18	\$47,392
27-3011	Broadcast Announcers and Radio Disc Jockeys	18	\$16.56	\$12.50	\$16.46	\$18.71	\$34,433
43-4011	Brokerage Clerks		\$33.61	\$25.31	\$29.20	\$40.64	\$69,895
13-2031	Budget Analysts	125	\$34.81	\$31.03	\$34.26	\$36.02	\$72,399
49-3031	Bus and Truck Mechanics and Diesel Engine Specialists	203	\$28.52	\$25.48	\$28.19	\$31.87	\$59,321
53-3052	Bus Drivers, Transit and Intercity	227	\$25.35	\$21.96	\$25.46	\$29.63	\$52,738
25-1011	Business Teachers, Postsecondary	47					
51-3021	Butchers and Meat Cutters	163	\$18.25	\$14.12	\$16.54	\$21.94	\$37,973
13-1020	Buyers and Purchasing Agents	368	\$30.20	\$24.90	\$30.00	\$35.76	\$62,808
51-7011	Cabinetmakers and Bench Carpenters	92	\$17.98	\$14.48	\$17.10	\$19.35	\$37,390
29-2031	Cardiovascular Technologists and Technicians	39					
25-2023	Career/Technical Education Teachers, Middle School	14					\$80,654
25-1194	Career/Technical Education Teachers, Postsecondary	115	\$35.60	\$25.53	\$29.07	\$36.96	\$74,055
25-2032	Career/Technical Education Teachers, Secondary School	137					\$76,690
47-2031	Carpenters	788	\$34.77	\$22.31	\$32.45	\$47.12	\$72,316
17-1021	Cartographers and Photogrammetrists	15	\$33.81	\$31.78	\$32.55	\$37.79	\$70,327
41-2011	Cashiers	2,300	\$15.08	\$12.86	\$14.04	\$15.55	\$31,365

SOC code	Olympia-Tumwater, Washington MSA occupational title	Estimated employment	Average wage	Percentiles			Annual wage
				25th	50th	75th	
47-2051	Cement Masons and Concrete Finishers		\$25.23	\$17.82	\$22.29	\$30.04	\$52,486
35-1011	Chefs and Head Cooks	21	\$33.69	\$30.08	\$34.61	\$38.52	\$70,086
19-2031	Chemists	35	\$34.97	\$29.18	\$36.84	\$39.01	\$72,758
11-1011	Chief Executives	143	\$81.84	\$56.89	\$72.21	\$95.48	\$170,231
21-1021	Child, Family, and School Social Workers	366	\$26.06	\$18.39	\$27.40	\$32.56	\$54,198
39-9011	Childcare Workers		\$13.77	\$12.49	\$12.94	\$14.40	\$28,636
29-1011	Chiropractors		\$33.84	\$17.81	\$37.05	\$47.36	\$70,378
17-3022	Civil Engineering Technologists and Technicians	188	\$31.86	\$28.10	\$31.78	\$34.24	\$66,272
17-2051	Civil Engineers	739	\$43.85	\$37.78	\$41.71	\$49.59	\$91,205
13-1031	Claims Adjusters, Examiners, and Investigators	799	\$30.34	\$24.86	\$31.03	\$34.26	\$63,104
53-7061	Cleaners of Vehicles and Equipment	301	\$15.29	\$13.52	\$14.75	\$16.11	\$31,813
29-2010	Clinical Laboratory Technologists and Technicians	205	\$26.92	\$21.52	\$25.05	\$33.42	\$55,986
19-3031	Clinical, Counseling, and School Psychologists	69	\$41.42	\$35.43	\$39.91	\$47.61	\$86,149
27-2022	Coaches and Scouts	661					\$44,045
51-9124	Coating, Painting, and Spraying Machine Setters, Operators, and Tenders	65	\$25.65	\$16.86	\$19.21	\$34.88	\$53,360
53-2012	Commercial Pilots	33					
21-1099	Community and Social Service Specialists, All Other	99	\$30.46	\$22.88	\$31.87	\$38.72	\$63,361
21-1094	Community Health Workers	112	\$18.34	\$12.42	\$16.24	\$23.16	\$38,131
13-1141	Compensation, Benefits, and Job Analysis Specialists	124	\$26.84	\$21.43	\$26.77	\$28.82	\$55,824
13-1041	Compliance Officers	825	\$34.09	\$27.42	\$31.67	\$37.82	\$70,903
11-3021	Computer and Information Systems Managers	274	\$67.77	\$53.27	\$61.98	\$73.68	\$140,950
15-1241	Computer Network Architects	1,033	\$43.00	\$42.74	\$42.75	\$43.82	\$89,448
15-1231	Computer Network Support Specialists	113	\$36.45	\$28.35	\$38.28	\$45.51	\$75,812
51-9161	Computer Numerically Controlled Tool Operators	11					
15-1299	Computer Occupations, All Other	154	\$44.86	\$33.81	\$42.98	\$56.84	\$93,309
15-1251	Computer Programmers	62					
15-1211	Computer Systems Analysts	1,463	\$40.36	\$34.44	\$38.72	\$39.69	\$83,933
15-1232	Computer User Support Specialists	582	\$27.65	\$22.36	\$27.17	\$32.04	\$57,518
49-2011	Computer, Automated Teller, and Office Machine Repairers	80	\$22.28	\$17.06	\$21.46	\$27.18	\$46,338
19-1031	Conservation Scientists	261	\$32.34	\$27.40	\$32.56	\$36.85	\$67,262
47-4011	Construction and Building Inspectors	134	\$39.99	\$36.53	\$40.04	\$45.78	\$83,174
47-2061	Construction Laborers	942	\$22.35	\$16.77	\$20.71	\$24.94	\$46,511
11-9021	Construction Managers	248	\$47.12	\$36.02	\$46.14	\$57.21	\$98,005
49-9012	Control and Valve Installers and Repairers, Except Mechanical Door	26	\$27.51	\$19.20	\$28.01	\$31.79	\$57,225
35-2011	Cooks, Fast Food	257	\$14.78	\$13.72	\$14.75	\$15.79	\$30,758
35-2012	Cooks, Institution and Cafeteria	374	\$16.85	\$14.15	\$15.77	\$19.43	\$35,053
35-2014	Cooks, Restaurant	1,346	\$15.96	\$14.16	\$15.72	\$17.83	\$33,199
35-2015	Cooks, Short Order		\$14.29	\$12.68	\$13.10	\$14.84	\$29,717
13-1051	Cost Estimators	255	\$30.33	\$19.61	\$30.34	\$38.04	\$63,083
41-2021	Counter and Rental Clerks	223	\$16.60	\$13.26	\$16.50	\$18.90	\$34,520
43-5021	Couriers and Messengers	24	\$25.65	\$21.77	\$27.14	\$30.35	\$53,353
43-4031	Court, Municipal, and License Clerks	152	\$24.97	\$20.60	\$24.58	\$27.74	\$51,940
13-2041	Credit Analysts	17	\$32.02	\$27.68	\$30.74	\$36.36	\$66,606
39-9098	Crematory Operators and Personal Care and Service Workers, All Other	156	\$14.48	\$12.37	\$12.46	\$12.65	\$30,119
33-9091	Crossing Guards and Flaggers	108	\$19.86	\$14.68	\$16.31	\$26.13	\$41,316

SOC code	Olympia-Tumwater, Washington MSA occupational title	Estimated employment	Average wage	Percentiles			Annual wage
				25th	50th	75th	
43-4051	Customer Service Representatives	2,232	\$19.35	\$15.87	\$19.17	\$21.99	\$40,243
43-9021	Data Entry Keyers	115	\$22.54	\$18.16	\$24.38	\$27.59	\$46,890
15-1245	Database Administrators and Architects	106	\$46.88	\$42.21	\$48.35	\$52.07	\$97,518
41-9011	Demonstrators and Product Promoters	141	\$14.83	\$13.75	\$14.69	\$15.79	\$30,844
31-9091	Dental Assistants	382	\$22.87	\$19.17	\$22.83	\$25.73	\$47,568
29-1292	Dental Hygienists	326	\$48.36	\$44.20	\$47.94	\$51.87	\$100,582
51-9081	Dental Laboratory Technicians	91	\$20.59	\$15.35	\$20.04	\$24.68	\$42,829
29-1021	Dentists, General		\$131.24				\$272,972
29-2032	Diagnostic Medical Sonographers	80	\$43.20	\$37.84	\$42.86	\$48.30	\$89,847
29-1031	Dietitians and Nutritionists	38	\$31.34	\$26.46	\$30.97	\$36.54	\$65,189
35-9011	Dining Room and Cafeteria Attendants and Bartender Helpers	261	\$15.11	\$12.53	\$13.34	\$14.95	\$31,417
35-9021	Dishwashers	383	\$14.23	\$12.65	\$13.15	\$15.78	\$29,594
43-5032	Dispatchers, Except Police, Fire, and Ambulance	89	\$24.82	\$18.62	\$23.39	\$30.43	\$51,622
53-3031	Driver/Sales Workers	108	\$16.92	\$13.82	\$15.61	\$20.55	\$35,193
47-2081	Drywall and Ceiling Tile Installers	64	\$29.11	\$19.90	\$24.48	\$42.16	\$60,562
19-3011	Economists	129	\$42.97	\$37.79	\$42.75	\$48.38	\$89,387
11-9039	Education Administrators, All Other	29	\$39.08	\$29.86	\$35.82	\$50.01	\$81,267
11-9032	Education Administrators, Kindergarten through Secondary	223					\$114,774
11-9031	Education and Childcare Administrators, Preschool and Daycare	69	\$17.59	\$16.58	\$17.67	\$18.78	\$36,581
25-9099	Educational Instruction and Library Workers, All Other	66	\$28.73	\$25.70	\$28.56	\$31.79	\$59,765
21-1012	Educational, Guidance, and Career Counselors and Advisors	174	\$34.47	\$27.37	\$33.06	\$41.53	\$71,706
17-3023	Electrical and Electronic Engineering Technologists and Technicians	48	\$35.16	\$31.78	\$34.97	\$38.60	\$73,126
49-2094	Electrical and Electronics Repairers, Commercial and Industrial Equipment	61	\$38.14	\$34.92	\$36.96	\$38.86	\$79,326
17-2071	Electrical Engineers	55	\$53.09	\$37.53	\$50.82	\$68.05	\$110,429
51-2028	Electrical/Electronic/Electromechanical Assemblers Only	18	\$18.84	\$15.59	\$17.58	\$19.55	\$39,182
47-2111	Electricians	634	\$30.86	\$22.16	\$28.54	\$39.32	\$64,199
49-2096	Electronic Equipment Installers and Repairers, Motor Vehicles		\$17.10	\$16.18	\$17.25	\$18.31	\$35,564
17-2072	Electronics Engineers, Except Computer		\$43.23	\$34.66	\$40.94	\$50.20	\$89,908
25-2021	Elementary School Teachers, Except Special Education	1,011					\$72,237
43-4061	Eligibility Interviewers, Government Programs	214	\$24.28	\$20.59	\$25.09	\$27.02	\$50,516
29-2040	Emergency Medical Technicians and Paramedics	47	\$38.97	\$32.37	\$41.98	\$46.38	\$81,062
17-2199	Engineers, All Other	21	\$60.53	\$37.87	\$55.69	\$63.61	\$125,914
17-2081	Environmental Engineers	124	\$44.68	\$40.67	\$46.04	\$49.58	\$92,931
19-2041	Environmental Scientists and Specialists, Including Health	371	\$32.30	\$27.63	\$31.79	\$35.98	\$67,171
43-6011	Executive Secretaries and Executive Administrative Assistants	432	\$32.84	\$27.50	\$32.68	\$37.78	\$68,297
39-9031	Exercise Trainers and Group Fitness Instructors	673	\$23.40	\$17.38	\$22.84	\$28.97	\$48,681
45-2092	Farmworkers and Laborers, Crop, Nursery, and Greenhouse		\$15.11	\$12.69	\$13.75	\$17.06	\$31,430
45-2093	Farmworkers, Farm, Ranch, and Aquacultural Animals	98	\$16.22	\$12.67	\$15.71	\$18.95	\$33,748
35-3023	Fast Food and Counter Workers	3,754	\$13.77	\$12.62	\$13.17	\$14.57	\$28,656
43-4071	File Clerks	28	\$16.45	\$13.41	\$14.43	\$18.58	\$34,220
27-4032	Film and Video Editors	11	\$34.48	\$14.82	\$22.49	\$29.74	\$71,736
13-2098	Financial & Investment Analysts, Financial Risk Specialists, All Other	896	\$30.90	\$24.74	\$28.81	\$33.43	\$64,264
11-3031	Financial Managers	849	\$47.98	\$36.01	\$40.40	\$54.17	\$99,817
33-2011	Firefighters	219	\$29.91	\$22.52	\$32.86	\$37.35	\$62,226
47-1011	First-Line Supervisors of Construction Trades and Extraction Workers	465	\$36.62	\$27.38	\$31.73	\$47.56	\$76,169

SOC code	Olympia-Tumwater, Washington MSA occupational title	Estimated employment	Average wage	Percentiles			Annual wage
				25th	50th	75th	
33-1021	First-Line Supervisors of Firefighting and Prevention Workers	66	\$49.08	\$44.07	\$48.74	\$55.04	\$102,100
35-1012	First-Line Supervisors of Food Preparation and Serving Workers	792	\$22.26	\$17.48	\$20.55	\$27.16	\$46,312
37-1011	First-Line Supervisors of Housekeeping and Janitorial Workers	77	\$20.45	\$15.46	\$18.95	\$23.88	\$42,521
37-1012	First-Line Sprvs. of Landscaping, Lawn Service, & Groundskeeping Workers	72	\$23.46	\$18.26	\$21.42	\$27.50	\$48,804
49-1011	First-Line Supervisors of Mechanics, Installers, and Repairers	369	\$34.07	\$25.98	\$34.27	\$40.81	\$70,872
41-1012	First-Line Supervisors of Non-Retail Sales Workers	91	\$50.06	\$35.16	\$53.72	\$62.78	\$104,122
43-1011	First-Line Supervisors of Office and Administrative Support Workers	934	\$28.81	\$22.18	\$26.93	\$34.45	\$59,929
51-1011	First-Line Supervisors of Production and Operating Workers	239	\$31.88	\$22.62	\$28.88	\$38.26	\$66,308
41-1011	First-Line Supervisors of Retail Sales Workers	874	\$25.50	\$18.16	\$23.95	\$29.08	\$53,035
27-1023	Floral Designers	23	\$15.85	\$12.42	\$13.98	\$20.20	\$32,962
51-3092	Food Batchmakers	52	\$13.87	\$12.64	\$12.98	\$14.48	\$28,836
35-9099	Food Preparation and Serving Related Workers, All Other	57	\$12.93	\$12.52	\$12.67	\$12.82	\$26,885
35-2021	Food Preparation Workers	379	\$15.16	\$12.99	\$14.52	\$16.52	\$31,541
35-3041	Food Servers, Nonrestaurant	161	\$14.00	\$12.47	\$12.81	\$14.67	\$29,120
11-9051	Food Service Managers	103	\$36.25	\$28.51	\$36.33	\$42.84	\$75,392
19-4071	Forest and Conservation Technicians	41	\$21.10	\$17.51	\$19.32	\$23.80	\$43,892
19-1032	Foresters	89	\$29.64	\$26.54	\$31.00	\$31.79	\$61,655
13-1131	Fundraisers	49	\$28.40	\$21.70	\$26.09	\$32.01	\$59,062
51-7021	Furniture Finishers		\$18.15	\$16.03	\$18.02	\$20.01	\$37,748
11-1021	General and Operations Managers	3,600	\$52.25	\$41.58	\$48.10	\$56.15	\$108,665
47-2121	Glaziers	80	\$38.16	\$25.92	\$41.07	\$49.92	\$79,363
27-1024	Graphic Designers	122	\$26.57	\$21.10	\$26.54	\$31.33	\$55,260
51-9022	Grinding and Polishing Workers, Hand	21	\$18.27	\$16.91	\$18.13	\$19.39	\$38,014
37-3019	Grounds Maintenance Workers, All Other	68	\$23.93	\$14.21	\$16.38	\$34.41	\$49,762
39-5012	Hairdressers, Hairstylists, and Cosmetologists	424	\$16.00	\$12.76	\$15.17	\$18.17	\$33,271
21-1091	Health Education Specialists	599	\$30.45	\$25.49	\$31.01	\$34.24	\$63,340
29-9098	Health Info Techs. & Practitioners/Reg. Med./Surg. Assts./Technical, All Other		\$36.68	\$24.92	\$42.90	\$47.12	\$76,302
21-1022	Healthcare Social Workers	174	\$30.96	\$25.64	\$30.33	\$37.03	\$64,392
31-9099	Healthcare Support Workers, All Other	77	\$21.56	\$18.57	\$20.62	\$23.36	\$44,839
49-9021	Heating, Air Conditioning, and Refrigeration Mechanics and Installers	196	\$30.76	\$19.99	\$27.52	\$38.09	\$63,992
53-3032	Heavy and Tractor-Trailer Truck Drivers	1,384	\$24.24	\$20.48	\$24.08	\$27.74	\$50,416
49-9098	Helpers-Installation, Maintenance, and Repair Workers		\$21.00	\$13.85	\$20.71	\$27.44	\$43,670
51-9198	Helpers-Production Workers	30	\$17.08	\$16.22	\$17.59	\$18.93	\$35,515
31-1120	Home Health and Personal Care Aides	1,596	\$14.94	\$13.44	\$14.54	\$15.77	\$31,067
35-9031	Hosts and Hostesses, Restaurant, Lounge, and Coffee Shop	198	\$14.37	\$12.89	\$14.04	\$15.21	\$29,892
43-4081	Hotel, Motel, and Resort Desk Clerks	168	\$13.74	\$12.52	\$13.51	\$14.75	\$28,577
43-4161	Human Resources Assistants, Except Payroll and Timekeeping	70	\$21.62	\$18.99	\$21.63	\$23.85	\$44,975
11-3121	Human Resources Managers	109	\$64.88	\$53.33	\$61.56	\$74.00	\$134,933
13-1071	Human Resources Specialists	757	\$34.47	\$28.82	\$33.39	\$37.90	\$71,717
19-2043	Hydrologists	58	\$40.81	\$35.98	\$39.69	\$43.82	\$84,872
17-2112	Industrial Engineers	37	\$50.87	\$40.13	\$52.00	\$64.52	\$105,812
49-9041	Industrial Machinery Mechanics	131	\$30.98	\$23.57	\$28.45	\$34.90	\$64,452
11-3051	Industrial Production Managers	44	\$44.82	\$34.98	\$39.48	\$49.49	\$93,220
53-7051	Industrial Truck and Tractor Operators	197	\$21.87	\$17.79	\$20.56	\$25.80	\$45,490
43-4199	Information and Record Clerks, All Other	106	\$21.01	\$17.34	\$20.60	\$24.36	\$43,695

SOC code	Olympia-Tumwater, Washington MSA occupational title	Estimated employment	Average wage	Percentiles			Annual wage
				25th	50th	75th	
15-1212	Information Security Analysts	83					
51-9061	Inspectors, Testers, Sorters, Samplers, and Weighers	128	\$23.77	\$15.96	\$22.55	\$30.64	\$49,426
49-9099	Installation, Maintenance, and Repair Workers, All Other	19	\$17.32	\$13.61	\$14.91	\$20.64	\$36,013
25-9031	Instructional Coordinators	92	\$38.59	\$28.98	\$37.47	\$51.44	\$80,266
43-9041	Insurance Claims and Policy Processing Clerks	766	\$24.59	\$20.13	\$23.85	\$27.10	\$51,161
41-3021	Insurance Sales Agents	344	\$33.83	\$19.32	\$24.17	\$32.21	\$70,362
13-2053	Insurance Underwriters	92	\$30.73	\$27.41	\$28.82	\$32.59	\$63,908
27-1025	Interior Designers	14	\$29.57	\$24.91	\$29.66	\$34.89	\$61,512
43-4111	Interviewers, Except Eligibility and Loan	178	\$18.46	\$14.38	\$17.71	\$21.05	\$38,379
37-2011	Janitors and Cleaners, Except Maids and Housekeeping Cleaners	1,619	\$17.61	\$13.89	\$17.03	\$21.26	\$36,629
25-2012	Kindergarten Teachers, Except Special Education	262					\$66,282
13-1075	Labor Relations Specialists	98	\$52.19	\$44.82	\$53.29	\$60.29	\$108,553
53-7062	Laborers and Freight, Stock, and Material Movers, Hand	1,410	\$16.46	\$13.46	\$15.37	\$18.68	\$34,229
37-3011	Landscaping and Groundskeeping Workers	759	\$18.11	\$14.85	\$17.39	\$21.01	\$37,680
51-6011	Laundry and Dry-Cleaning Workers	51	\$13.61	\$12.67	\$13.51	\$14.47	\$28,314
23-1011	Lawyers	514	\$54.15	\$43.74	\$50.16	\$62.06	\$112,625
43-6012	Legal Secretaries and Administrative Assistants	155	\$25.10	\$19.83	\$24.62	\$29.61	\$52,216
11-1031	Legislators	137					\$64,458
25-4022	Librarians and Media Collections Specialists	97	\$36.65	\$30.49	\$36.77	\$43.83	\$76,221
43-4121	Library Assistants, Clerical	15	\$19.61	\$16.82	\$19.81	\$22.70	\$40,796
25-4031	Library Technicians	103	\$25.12	\$21.08	\$23.70	\$30.13	\$52,247
29-2061	Licensed Practical and Licensed Vocational Nurses	457	\$28.39	\$25.04	\$28.23	\$31.71	\$59,040
53-3033	Light Truck Drivers	560	\$20.02	\$14.62	\$19.09	\$23.50	\$41,643
43-4131	Loan Interviewers and Clerks	121	\$23.91	\$20.68	\$23.79	\$27.75	\$49,727
13-2072	Loan Officers	311	\$36.87	\$21.40	\$33.30	\$41.92	\$76,675
11-9081	Lodging Managers	38	\$25.47	\$17.35	\$22.21	\$27.74	\$52,994
45-4022	Logging Equipment Operators	102	\$28.42	\$26.73	\$28.78	\$30.83	\$59,120
45-4029	Logging Workers, All Other		\$25.53	\$22.56	\$24.81	\$28.22	\$53,094
13-1081	Logisticians	29	\$34.49	\$28.83	\$33.55	\$39.40	\$71,748
51-4041	Machinists	50	\$23.83	\$19.31	\$23.20	\$27.71	\$49,569
37-2012	Maids and Housekeeping Cleaners	785	\$14.16	\$12.88	\$13.95	\$15.05	\$29,460
49-9071	Maintenance and Repair Workers, General	1,169	\$22.67	\$16.77	\$21.86	\$28.19	\$47,146
49-9043	Maintenance Workers, Machinery		\$19.32	\$13.45	\$14.60	\$25.58	\$40,184
13-1111	Management Analysts	1,152	\$34.48	\$25.49	\$31.03	\$36.11	\$71,717
39-5092	Manicurists and Pedicurists	291	\$16.46	\$14.24	\$16.46	\$18.60	\$34,239
13-1161	Market Research Analysts and Marketing Specialists	309	\$34.24	\$22.83	\$32.10	\$42.44	\$71,218
11-2021	Marketing Managers	89	\$77.62	\$45.09	\$65.27	\$100.63	\$161,465
31-9011	Massage Therapists	189	\$27.82	\$25.71	\$28.02	\$30.27	\$57,869
53-7199	Material Moving Workers, All Other		\$20.14	\$13.42	\$14.55	\$16.05	\$41,882
51-3022	Meat, Poultry, and Fish Cutters and Trimmers	20	\$15.96	\$14.48	\$16.14	\$17.87	\$33,190
17-3013	Mechanical Drafters	11	\$20.22	\$16.68	\$18.94	\$23.64	\$42,053
17-2141	Mechanical Engineers	60	\$35.11	\$27.47	\$35.05	\$41.32	\$73,023
11-9111	Medical and Health Services Managers	291	\$55.46	\$40.11	\$53.64	\$60.91	\$115,354
31-9092	Medical Assistants	600	\$21.61	\$18.22	\$21.16	\$24.92	\$44,942
29-2098	Medical Dosimetrists/ Med. Rcrds./Health Technologists/Technicians, All Other	326	\$26.96	\$19.22	\$25.16	\$30.57	\$56,078

SOC code	Olympia-Tumwater, Washington MSA occupational title	Estimated employment	Average wage	Percentiles			Annual wage
				25th	50th	75th	
31-9093	Medical Equipment Preparers		\$17.36	\$14.80	\$17.01	\$19.45	\$36,104
49-9062	Medical Equipment Repairers	79	\$30.51	\$24.66	\$30.25	\$37.03	\$63,481
43-6013	Medical Secretaries and Administrative Assistants	313	\$20.02	\$17.28	\$19.58	\$22.92	\$41,646
31-9094	Medical Transcriptionists	81	\$16.05	\$13.63	\$14.69	\$15.76	\$33,374
13-1121	Meeting, Convention, and Event Planners	49	\$25.53	\$20.72	\$23.57	\$28.90	\$53,116
21-1023	Mental Health and Substance Abuse Social Workers	90	\$28.69	\$24.92	\$28.79	\$33.42	\$59,673
27-1026	Merchandise Displayers and Window Trimmers	41	\$18.13	\$14.98	\$17.50	\$19.70	\$37,712
43-5041	Meter Readers, Utilities	14	\$24.59	\$21.78	\$24.75	\$27.97	\$51,161
25-2022	Middle School Teachers, Except Special and Career/Technical Education	371					\$73,861
49-9044	Millwrights	31	\$28.19	\$25.39	\$28.70	\$32.82	\$58,646
51-2090	Miscellaneous Assemblers and Fabricators	192	\$18.56	\$15.13	\$17.41	\$20.71	\$38,609
33-1090	Miscellaneous First-Line Supervisors, Protective Service Workers	50	\$26.27	\$18.55	\$24.89	\$30.07	\$54,645
51-9023	Mixing and Blending Machine Setters, Operators, and Tenders	55	\$20.07	\$15.32	\$18.54	\$24.49	\$41,743
49-3042	Mobile Heavy Equipment Mechanics, Except Engines		\$35.55	\$32.59	\$35.61	\$38.66	\$73,949
51-4072	Molding/Coremaking/ Casting Mach. Setters/Oprs. & Tenders/Metal & Plastic	40	\$18.22	\$14.85	\$16.63	\$19.90	\$37,912
53-3099	Motor Vehicle Operators, All Other	130	\$19.53	\$14.49	\$16.02	\$26.96	\$40,617
11-9121	Natural Sciences Managers	66	\$53.68	\$49.88	\$53.79	\$58.38	\$111,648
15-1244	Network and Computer Systems Administrators	209	\$39.94	\$32.73	\$39.10	\$46.07	\$83,074
29-2033	Nuclear Medicine Technologists	13	\$45.76	\$37.88	\$45.14	\$54.14	\$95,179
29-1171	Nurse Practitioners	75	\$60.70	\$54.07	\$60.52	\$69.72	\$126,261
31-1131	Nursing Assistants	1,533	\$15.67	\$14.07	\$15.32	\$16.72	\$32,591
25-1072	Nursing Instructors and Teachers, Postsecondary	96					
19-5011	Occupational Health and Safety Specialists	190	\$36.07	\$33.54	\$35.99	\$38.72	\$75,015
29-1122	Occupational Therapists	74	\$40.59	\$34.19	\$42.94	\$47.96	\$84,443
43-9199	Office and Administrative Support Workers, All Other	109	\$16.62	\$12.74	\$14.42	\$20.96	\$34,568
43-9061	Office Clerks, General	2,839	\$18.53	\$14.98	\$17.77	\$20.32	\$38,532
47-2073	Operating Engineers and Other Construction Equipment Operators	85	\$33.81	\$24.07	\$31.56	\$45.08	\$70,328
29-2057	Ophthalmic Medical Technicians	21	\$29.34	\$23.00	\$32.12	\$37.16	\$61,021
29-2081	Opticians, Dispensing	42	\$24.63	\$19.63	\$23.65	\$29.24	\$51,215
29-1041	Optometrists	26	\$59.33	\$52.82	\$61.16	\$70.15	\$123,391
43-4151	Order Clerks	65	\$18.41	\$12.52	\$16.77	\$22.52	\$38,286
49-3053	Outdoor Power Equipment and Other Small Engine Mechanics	16	\$16.33	\$12.54	\$14.77	\$19.10	\$33,959
51-9111	Packaging and Filling Machine Operators and Tenders	52	\$15.69	\$13.51	\$14.63	\$15.75	\$32,636
53-7064	Packers and Packers, Hand	461	\$16.34	\$13.63	\$15.37	\$18.51	\$34,001
47-2141	Painters, Construction and Maintenance	249	\$24.40	\$18.65	\$22.84	\$31.37	\$50,755
23-2011	Paralegals and Legal Assistants	451	\$26.93	\$23.06	\$25.88	\$31.00	\$55,996
53-6021	Parking Attendants	50	\$13.76	\$12.74	\$13.13	\$14.73	\$28,630
41-2022	Parts Salespersons	140	\$16.95	\$13.72	\$15.68	\$19.45	\$35,259
53-3058	Passenger Vehicle Drivers, Except Bus Drivers, Transit and Intercity	852	\$18.52	\$13.99	\$17.57	\$21.80	\$38,512
43-3051	Payroll and Timekeeping Clerks	61	\$27.59	\$20.61	\$28.20	\$33.56	\$57,389
29-1221	Pediatricians, General		\$97.93	\$90.14	\$96.34		\$203,677
13-2052	Personal Financial Advisors	83	\$50.14	\$30.45	\$39.04	\$60.48	\$104,297
11-9198	Personal Svc. Mgrs, Entmt. & Recr. Mgrs, Exc. Gambling & Mgrs, All Other	267	\$54.02	\$44.01	\$52.33	\$61.71	\$112,361
39-1098	Personal Svcs. & Entmt. & Recr. Supervisors, Except Gambling Services	99	\$26.38	\$20.64	\$27.52	\$31.06	\$54,872
37-2021	Pest Control Workers	59	\$27.26	\$17.26	\$32.26	\$36.33	\$56,684

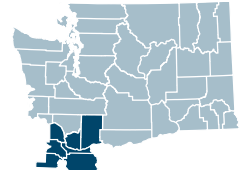
SOC code	Olympia-Tumwater, Washington MSA occupational title	Estimated employment	Average wage	Percentiles			Annual wage
				25th	50th	75th	
29-1051	Pharmacists	247	\$63.31	\$54.93	\$62.67	\$71.84	\$131,675
31-9095	Pharmacy Aides	28	\$17.66	\$14.50	\$17.56	\$20.41	\$36,722
29-2052	Pharmacy Technicians	264	\$22.40	\$19.02	\$22.22	\$25.74	\$46,599
31-9097	Phlebotomists	51	\$21.38	\$19.52	\$21.74	\$23.80	\$44,478
27-4021	Photographers	35	\$15.04	\$12.36	\$12.45	\$14.83	\$31,267
31-2022	Physical Therapist Aides	47	\$15.98	\$13.76	\$15.30	\$17.78	\$33,240
31-2021	Physical Therapist Assistants	62					
29-1123	Physical Therapists	292	\$44.40	\$39.17	\$44.19	\$49.42	\$92,349
29-1071	Physician Assistants	73	\$65.55	\$58.35	\$68.87	\$76.90	\$136,333
29-1228	Physicians, All Other and Ophthalmologists, Except Pediatric	172	\$101.12	\$68.16			\$210,327
47-2152	Plumbers, Pipefitters, and Steamfitters	207	\$28.69	\$24.03	\$30.19	\$34.56	\$59,666
33-3051	Police and Sheriff's Patrol Officers	373	\$39.66	\$35.30	\$40.55	\$45.76	\$82,488
43-5051	Postal Service Clerks	47	\$24.06	\$17.62	\$22.81	\$29.92	\$50,045
43-5052	Postal Service Mail Carriers	263	\$25.14	\$18.23	\$23.48	\$31.72	\$52,278
43-5053	Postal Service Mail Sorters, Processors, and Processing Machine Operators	17	\$28.00	\$29.91	\$29.92	\$30.51	\$58,249
25-1199	Postsecondary Teachers, All Other	13					\$54,045
25-2011	Preschool Teachers, Except Special Education	339	\$13.78	\$12.34	\$12.75	\$14.46	\$28,662
51-6021	Pressers, Textile, Garment, and Related Materials	19	\$14.81	\$13.58	\$14.63	\$15.86	\$30,813
51-5113	Print Binding and Finishing Workers	14	\$20.42	\$15.28	\$19.23	\$29.42	\$42,460
51-5112	Printing Press Operators	64	\$21.30	\$17.51	\$20.78	\$25.02	\$44,294
33-9021	Private Detectives and Investigators		\$29.02	\$27.42	\$29.19	\$30.95	\$60,351
21-1092	Probation Officers and Correctional Treatment Specialists	113	\$32.38	\$29.41	\$32.55	\$36.54	\$67,354
43-3061	Procurement Clerks	53	\$22.48	\$19.67	\$22.53	\$25.75	\$46,757
27-2012	Producers and Directors		\$25.99	\$17.39	\$19.17	\$35.18	\$54,055
43-5061	Production, Planning, and Expediting Clerks	176	\$21.62	\$15.65	\$19.57	\$25.41	\$44,965
13-1198	Project Mgmt. Specialists and Business Operations Specialists, All Other	1,039	\$35.22	\$25.50	\$33.39	\$43.53	\$73,254
11-9141	Property, Real Estate, and Community Association Managers	86	\$34.76	\$25.73	\$29.23	\$38.31	\$72,297
33-0000	Protective Service Occupations	2,174	\$29.60	\$17.59	\$28.96	\$38.45	\$61,567
11-2030	Public Relations and Fundraising Managers	86	\$61.84	\$48.53	\$59.18	\$71.84	\$128,620
27-3031	Public Relations Specialists	615	\$36.87	\$29.53	\$34.15	\$37.79	\$76,701
29-2034	Radiologic Technologists and Technicians	154	\$35.50	\$29.30	\$34.55	\$40.90	\$73,830
41-9021	Real Estate Brokers	49	\$38.79	\$28.36	\$43.00	\$48.94	\$80,682
41-9022	Real Estate Sales Agents	181	\$29.63	\$19.85	\$30.91	\$37.61	\$61,615
43-4171	Receptionists and Information Clerks	1,003	\$16.00	\$13.25	\$15.18	\$18.04	\$33,288
39-9032	Recreation Workers	214	\$16.28	\$13.70	\$15.12	\$17.94	\$33,858
53-7081	Refuse and Recyclable Material Collectors	119	\$26.55	\$22.99	\$27.10	\$30.40	\$55,217
29-1141	Registered Nurses	1,843	\$38.62	\$31.52	\$36.78	\$43.84	\$80,337
21-1015	Rehabilitation Counselors	146	\$28.96	\$21.61	\$28.63	\$35.07	\$60,225
39-9041	Residential Advisors	41	\$20.14	\$15.69	\$18.56	\$23.98	\$41,882
41-2031	Retail Salespersons	4,597	\$16.27	\$12.89	\$14.60	\$17.92	\$33,843
47-2181	Roofers	168	\$24.89	\$20.61	\$23.85	\$28.60	\$51,765
41-9031	Sales Engineers	16					
11-2022	Sales Managers	168	\$69.47	\$45.41	\$64.22	\$79.25	\$144,493
41-3091	Sales Reps of Svcs, Except Advertising, Insurance, Financial Svcs, & Travel	633	\$37.55	\$20.75	\$30.42	\$39.71	\$78,099
41-4012	Sales Reps/Wholesale/Mfg, Except Tech/Science Products	663	\$42.26	\$23.14	\$32.48	\$52.87	\$87,888

SOC code	Olympia-Tumwater, Washington MSA occupational title	Estimated employment	Average wage	Percentiles			Annual wage
				25th	50th	75th	
51-7041	Sawing Machine Setters, Operators, and Tenders, Wood	15	\$20.96	\$17.08	\$20.84	\$24.63	\$43,597
33-9098	School Bus Monitors and Protective Service Workers, All Other	159	\$22.12	\$17.04	\$20.15	\$24.74	\$46,003
25-2031	Secondary School Teachers, Exc. Special and Career/Technical Education	602					\$74,208
43-6014	Secretaries and Admin. Assistants, Except Legal, Medical, and Executive	1,933	\$23.15	\$19.67	\$22.61	\$26.36	\$48,140
41-3031	Securities, Commodities, and Financial Services Sales Agents		\$36.26	\$19.27	\$25.65	\$45.07	\$75,413
49-2098	Security and Fire Alarm Systems Installers		\$23.96	\$19.66	\$22.85	\$27.90	\$49,844
33-9032	Security Guards	373	\$17.97	\$14.20	\$16.80	\$19.54	\$37,381
25-3021	Self-Enrichment Teachers	327	\$27.48	\$17.44	\$25.46	\$36.02	\$57,150
51-9012	Separating and Filtering Machine Setters/Operators/Tenders		\$21.91	\$17.96	\$21.29	\$26.19	\$45,564
47-2211	Sheet Metal Workers	121					
43-5071	Shipping, Receiving, and Inventory Clerks	311	\$18.86	\$14.90	\$18.39	\$21.66	\$39,219
39-5094	Skincare Specialists		\$56.51	\$25.10	\$36.33	\$89.08	\$117,551
11-9151	Social and Community Service Managers	130	\$36.30	\$27.10	\$34.27	\$45.32	\$75,494
21-1093	Social and Human Service Assistants	314	\$18.18	\$14.77	\$17.63	\$20.84	\$37,824
19-3099	Social Scientists and Related Workers, All Other	31	\$50.16	\$44.21	\$52.17	\$57.04	\$104,341
15-1256	Software Developers and Software Quality Assurance Analysts and Testers	1,237	\$52.37	\$47.18	\$47.19	\$55.21	\$108,927
25-2052	Special Education Teachers, Kindergarten and Elementary School	164					\$69,939
25-2057	Special Education Teachers, Middle School	52					\$72,799
25-2051	Special Education Teachers, Preschool	34					\$69,489
25-2058	Special Education Teachers, Secondary School	92					\$76,782
29-1127	Speech-Language Pathologists	100	\$38.22	\$32.38	\$39.05	\$45.76	\$79,499
43-9111	Statistical Assistants	27	\$20.04	\$17.49	\$20.12	\$21.62	\$41,697
15-2041	Statisticians	60					
53-7065	Stockers and Order Fillers	1,622	\$16.86	\$13.24	\$15.42	\$19.31	\$35,069
47-2221	Structural Iron and Steel Workers	43	\$41.71	\$37.24	\$45.23	\$49.23	\$86,749
21-1018	Substance Abuse, Behavioral Disorder, and Mental Health Counselors	495	\$23.59	\$16.90	\$20.98	\$29.42	\$49,050
25-3031	Substitute Teachers, Short-Term	488	\$19.84	\$17.14	\$20.34	\$23.03	\$41,267
29-2055	Surgical Technologists	83	\$28.24	\$22.71	\$27.24	\$32.97	\$58,744
17-3031	Surveying and Mapping Technicians	29	\$28.04	\$20.39	\$26.81	\$34.19	\$58,315
17-1022	Surveyors	39	\$41.32	\$34.93	\$40.91	\$45.91	\$85,935
43-2011	Switchboard Operators, Including Answering Service	112	\$21.70	\$15.58	\$18.48	\$29.15	\$45,139
47-2082	Tapers	13	\$25.74	\$19.14	\$26.52	\$30.48	\$53,557
25-9045	Teaching Assistants, Except Postsecondary	1,642					\$36,149
27-3042	Technical Writers	15	\$33.45	\$27.96	\$33.31	\$39.18	\$69,571
49-2022	Telecommunications Equipment Installers and Repairers, Exc. Line Installers	52	\$30.53	\$23.82	\$31.32	\$36.75	\$63,522
43-3071	Tellers	387	\$17.75	\$14.80	\$16.87	\$19.73	\$36,914
47-2044	Tile and Stone Setters	32	\$21.23	\$19.08	\$21.47	\$23.68	\$44,173
49-3093	Tire Repairers and Changers		\$15.72	\$13.07	\$14.15	\$15.22	\$32,701
23-2093	Title Examiners, Abstractors, and Searchers		\$27.30	\$21.45	\$26.85	\$32.31	\$56,782
39-7010	Tour and Travel Guides	38	\$16.95	\$12.70	\$13.03	\$19.76	\$35,269
11-3131	Training and Development Managers	20	\$47.08	\$35.52	\$51.02	\$58.84	\$97,924
13-1151	Training and Development Specialists	120	\$34.52	\$24.78	\$35.60	\$42.71	\$71,809
11-3071	Transportation, Storage, and Distribution Managers	56	\$49.57	\$37.79	\$46.68	\$57.51	\$103,096
53-1047	Transportation/Material Moving Supervisors/No Cargo Handlers	301	\$31.26	\$23.69	\$30.13	\$38.55	\$65,016
25-3097	Tutors and Teachers and Instructors, All Other	344					\$61,154

SOC code	Olympia-Tumwater, Washington MSA occupational title	Estimated employment	Average wage	Percentiles			Annual wage
				25th	50th	75th	
19-3051	Urban and Regional Planners	430	\$38.82	\$35.08	\$38.73	\$42.74	\$80,735
29-1131	Veterinarians	97	\$42.47	\$31.84	\$38.49	\$54.78	\$88,335
31-9096	Veterinary Assistants and Laboratory Animal Caretakers	179	\$15.64	\$13.56	\$15.10	\$17.68	\$32,519
29-2056	Veterinary Technologists and Technicians	106	\$21.93	\$20.11	\$22.12	\$24.09	\$45,618
35-3031	Waiters and Waitresses	1,630	\$16.52	\$13.29	\$14.88	\$17.90	\$34,363
51-8031	Water and Wastewater Treatment Plant and System Operators	85	\$31.75	\$25.55	\$33.22	\$37.96	\$66,041
15-1257	Web Developers and Digital Interface Designers	114					
51-4121	Welders, Cutters, Solderers, and Brazers	126	\$24.03	\$17.73	\$23.01	\$28.96	\$50,000
51-7042	Woodworking Machine Setters, Operators, and Tenders, Except Sawing	59	\$18.75	\$16.32	\$18.07	\$20.16	\$38,988
27-3043	Writers and Authors	11					
19-1023	Zoologists and Wildlife Biologists	297	\$34.95	\$28.79	\$34.24	\$38.22	\$72,697

Vancouver (WA) and Portland-Hillsboro (OR) MSA

2020 Occupational Employment and Wage Estimates
Includes Clark and Skamania (WA); Clackamas, Columbia,
Multnomah, Washington and Yamhill (OR) counties



SOC code	Vancouver (WA) and Portland-Hillsboro (OR) MSA occupational title	Estimated employment	Average wage	Percentiles			Annual wage
				25th	50th	75th	
13-2011	Accountants and Auditors	9,458	\$36.92	\$27.81	\$34.12	\$42.50	\$76,777
27-2011	Actors	110	\$14.79	\$11.82	\$12.39	\$14.12	
15-2011	Actuaries	159	\$57.09	\$38.58	\$48.75	\$74.41	\$118,744
29-1298	Acupuncturists & Healthcare Diagnosing or Treating Practitioners, All Other	591	\$40.71	\$27.27	\$39.12	\$51.91	\$84,699
51-9191	Adhesive Bonding Machine Operators and Tenders	89	\$15.18	\$13.29	\$14.82	\$16.28	\$31,581
23-1021	Administrative Law Judges, Adjudicators, and Hearing Officers	174	\$46.63	\$32.42	\$48.82	\$59.86	\$96,997
11-3010	Administrative Services and Facilities Managers	2,661	\$48.41	\$36.49	\$46.47	\$58.21	\$100,693
25-3011	Adult Literacy, Remedial Ed, GED Teachers/Instructors	743	\$31.03	\$21.25	\$26.89	\$32.53	\$64,545
11-2011	Advertising and Promotions Managers	191	\$54.59	\$35.98	\$48.90	\$63.32	\$113,542
41-3011	Advertising Sales Agents	725	\$25.53	\$13.18	\$21.72	\$33.49	\$53,118
17-2011	Aerospace Engineers	46	\$60.29	\$51.92	\$61.97	\$72.82	\$125,383
13-1011	Agents and Business Managers of Artists, Performers, and Athletes	106	\$38.91	\$21.08	\$25.20	\$39.26	\$80,941
19-4010	Agricultural and Food Science Technicians	387	\$19.91	\$17.16	\$19.87	\$22.81	\$41,410
45-2091	Agricultural Equipment Operators		\$14.74	\$11.83	\$15.57	\$17.41	\$30,667
45-2011	Agricultural Inspectors	56	\$27.00	\$20.32	\$27.49	\$33.07	\$56,164
45-2099	Agricultural Workers, All Other	34	\$14.77	\$13.00	\$14.04	\$15.08	\$30,740
53-1041	Aircraft Cargo Handling Supervisors	106	\$24.05	\$17.32	\$20.41	\$29.25	\$50,011
49-3011	Aircraft Mechanics and Service Technicians	637	\$33.56	\$26.47	\$31.17	\$40.73	\$69,798
53-6098	Aircraft Service Attendants and Transportation Workers, All Other	293	\$23.23	\$14.26	\$20.83	\$31.20	\$48,321
39-3091	Amusement and Recreation Attendants	2,071	\$14.57	\$12.44	\$13.35	\$15.14	\$30,294
29-1211	Anesthesiologists	395	\$132.65				\$275,904
39-2021	Animal Caretakers	1,580	\$15.34	\$12.44	\$13.58	\$16.70	\$31,891
33-9011	Animal Control Workers	30	\$26.30	\$23.41	\$26.24	\$29.65	\$54,686
39-2011	Animal Trainers	66	\$13.70	\$11.92	\$12.50	\$13.05	\$28,502
19-3091	Anthropologists and Archeologists	222	\$32.10	\$22.76	\$30.12	\$39.93	\$66,772
25-1061	Anthropology and Archeology Teachers, Postsecondary	40					\$110,950
23-1022	Arbitrators, Mediators, and Conciliators		\$42.15	\$36.61	\$41.11	\$47.12	\$87,661
17-1011	Architects, Except Landscape and Naval	1,874	\$42.27	\$31.24	\$38.94	\$49.09	\$87,906
17-3011	Architectural and Civil Drafters	1,179	\$31.02	\$24.13	\$29.14	\$36.25	\$64,525
11-9041	Architectural and Engineering Managers	3,449	\$67.44	\$55.12	\$66.57	\$78.35	\$140,268
25-4011	Archivists	26	\$27.95	\$22.78	\$27.19	\$31.61	\$58,131
25-1062	Area, Ethnic, and Cultural Studies Teachers, Postsecondary	62					\$84,913
27-1011	Art Directors	844	\$62.84	\$42.24	\$55.55	\$74.51	\$130,715
25-1121	Art, Drama, and Music Teachers, Postsecondary	878					\$81,307
27-1019	Artists and Related Workers, All Other	74	\$23.18	\$16.81	\$18.91	\$29.91	\$48,202
29-9091	Athletic Trainers	103					\$52,104
19-2021	Atmospheric and Space Scientists	88	\$53.75	\$43.37	\$50.13	\$59.16	\$111,798
25-1051	Atmospheric, Earth, Marine, & Space Sciences Teachers, Postsecondary	43					\$94,076
27-4011	Audio and Video Technicians	645	\$26.09	\$17.88	\$23.50	\$30.58	\$54,270
29-1181	Audiologists	69	\$43.06	\$34.22	\$42.36	\$52.93	\$89,571

SOC code	Vancouver (WA) and Portland-Hillsboro (OR) MSA occupational title	Estimated employment	Average wage	Percentiles			Annual wage
				25th	50th	75th	
49-2097	Audiovisual Equipment Installers and Repairers	69	\$19.68	\$14.59	\$18.77	\$24.81	\$40,930
53-6031	Automotive and Watercraft Service Attendants	2,920	\$13.99	\$12.54	\$13.54	\$14.99	\$29,086
49-3021	Automotive Body and Related Repairers	1,006	\$23.83	\$16.34	\$19.38	\$28.21	\$49,558
49-3022	Automotive Glass Installers and Repairers	252	\$19.45	\$14.06	\$17.02	\$26.07	\$40,450
49-3023	Automotive Service Technicians and Mechanics	4,344	\$23.69	\$17.25	\$22.96	\$29.26	\$49,262
49-2091	Avionics Technicians	184	\$36.10	\$28.81	\$34.99	\$44.56	\$75,083
39-6011	Baggage Porters and Bellhops	136	\$13.72	\$12.25	\$12.82	\$14.38	\$28,543
33-3011	Bailiffs	52	\$26.66	\$23.79	\$26.67	\$30.06	\$55,459
51-3011	Bakers	1,454	\$16.57	\$13.28	\$15.06	\$18.09	\$34,470
39-5011	Barbers	508	\$20.60	\$16.16	\$21.10	\$24.33	\$42,851
35-3011	Bartenders	5,466	\$15.88	\$12.25	\$13.23	\$15.87	\$33,034
49-3091	Bicycle Repairers		\$15.25	\$13.53	\$14.89	\$17.05	\$31,720
43-3011	Bill and Account Collectors	1,425	\$19.99	\$16.57	\$19.43	\$22.91	\$41,595
43-3021	Billing and Posting Clerks	2,918	\$21.34	\$17.98	\$20.93	\$24.13	\$44,371
19-1021	Biochemists and Biophysicists	34	\$58.56	\$43.62	\$48.46	\$85.05	\$121,808
17-2031	Bioengineers and Biomedical Engineers	295	\$48.23	\$36.81	\$43.44	\$52.30	\$100,317
25-1042	Biological Science Teachers, Postsecondary	250					\$100,950
19-1029	Biological Scientists, All Other	207	\$43.15	\$35.13	\$43.37	\$49.74	\$89,755
19-4021	Biological Technicians	1,731	\$21.97	\$17.73	\$20.78	\$25.11	\$45,710
47-2011	Boilermakers	57	\$35.86	\$30.88	\$35.86	\$40.64	\$74,593
43-3031	Bookkeeping, Accounting, and Auditing Clerks	13,834	\$22.43	\$18.14	\$22.03	\$25.95	\$46,655
47-2021	Brickmasons and Blockmasons	253	\$33.94	\$27.15	\$33.89	\$41.15	\$70,596
27-3011	Broadcast Announcers and Radio Disc Jockeys	135					
27-4012	Broadcast Technicians	150	\$22.16	\$14.16	\$20.45	\$28.88	\$46,078
43-4011	Brokerage Clerks	325	\$28.20	\$23.00	\$27.28	\$32.52	\$58,638
13-2031	Budget Analysts	299	\$37.90	\$32.18	\$37.70	\$43.23	\$78,854
37-2019	Building Cleaning Workers, All Other		\$17.84	\$15.27	\$17.74	\$20.41	\$37,113
49-3031	Bus and Truck Mechanics and Diesel Engine Specialists	2,276	\$26.96	\$22.16	\$26.41	\$31.45	\$56,060
53-3052	Bus Drivers, Transit and Intercity	2,303	\$25.94	\$20.05	\$28.10	\$31.15	\$53,962
25-1011	Business Teachers, Postsecondary	414					\$93,156
51-3021	Butchers and Meat Cutters	1,022	\$18.71	\$14.51	\$19.16	\$22.76	\$38,906
13-1020	Buyers and Purchasing Agents	4,453	\$31.96	\$23.37	\$29.94	\$39.08	\$66,474
51-7011	Cabinetmakers and Bench Carpenters	1,315	\$20.89	\$16.55	\$19.48	\$23.72	\$43,454
17-3098	Calibration & Engineering Technologists & Techs., Exc. Drafters, All Other	1,076	\$29.61	\$23.21	\$28.51	\$34.56	\$61,593
49-9061	Camera and Photographic Equipment Repairers		\$16.41	\$14.44	\$16.27	\$17.89	\$34,112
27-4031	Camera Operators, Television, Video, and Film	349	\$32.39	\$14.57	\$29.99	\$45.82	\$67,375
53-5021	Captains, Mates, and Pilots of Water Vessels	219	\$46.46	\$39.02	\$45.64	\$51.61	\$96,642
29-2031	Cardiovascular Technologists and Technicians	444	\$38.05	\$25.38	\$39.90	\$47.46	\$79,142
25-2023	Career/Technical Education Teachers, Middle School	49					\$79,019
25-1194	Career/Technical Education Teachers, Postsecondary	819	\$35.46	\$24.08	\$31.30	\$40.78	\$73,769
25-2032	Career/Technical Education Teachers, Secondary School	247					\$69,040
43-5011	Cargo and Freight Agents	1,132	\$26.03	\$20.87	\$25.14	\$30.52	\$54,121
47-2031	Carpenters	10,849	\$28.70	\$20.89	\$27.44	\$34.48	\$59,687
47-2041	Carpet Installers	525	\$22.86	\$17.81	\$23.63	\$27.90	\$47,541
17-1021	Cartographers and Photogrammetrists	231	\$36.49	\$29.41	\$36.25	\$44.43	\$75,894

SOC code	Vancouver (WA) and Portland-Hillsboro (OR) MSA occupational title	Estimated employment	Average wage	Percentiles			Annual wage
				25th	50th	75th	
41-2011	Cashiers	22,079	\$14.33	\$12.52	\$13.39	\$15.39	\$29,803
47-2051	Cement Masons and Concrete Finishers	1,622	\$26.04	\$19.49	\$24.25	\$31.70	\$54,175
35-1011	Chefs and Head Cooks	1,458	\$25.58	\$18.17	\$24.29	\$30.25	\$53,193
17-2041	Chemical Engineers	178	\$50.91	\$37.94	\$48.76	\$62.86	\$105,894
51-9011	Chemical Equipment Operators and Tenders	269	\$20.33	\$15.07	\$17.90	\$23.08	\$42,296
51-8091	Chemical Plant and System Operators	345	\$28.73	\$22.27	\$28.10	\$35.01	\$59,772
19-4031	Chemical Technicians	276	\$22.45	\$17.62	\$21.45	\$26.25	\$46,690
25-1052	Chemistry Teachers, Postsecondary	175					\$97,150
19-2031	Chemists	378	\$35.75	\$27.00	\$33.67	\$41.81	\$74,372
11-1011	Chief Executives	776	\$118.77	\$88.21			\$247,059
21-1021	Child, Family, and School Social Workers	2,190	\$26.37	\$21.15	\$25.59	\$31.78	\$54,852
39-9011	Childcare Workers	3,363	\$14.59	\$12.37	\$13.68	\$16.29	\$30,346
29-1011	Chiropractors	651	\$32.63	\$23.81	\$31.07	\$39.15	\$67,855
27-2032	Choreographers		\$17.39	\$11.98	\$15.54	\$22.02	\$36,159
17-3022	Civil Engineering Technologists and Technicians	770	\$32.63	\$28.82	\$33.49	\$37.16	\$67,865
17-2051	Civil Engineers	3,740	\$45.04	\$34.71	\$43.48	\$53.09	\$93,687
13-1031	Claims Adjusters, Examiners, and Investigators	2,580	\$35.18	\$27.33	\$34.69	\$41.96	\$73,153
53-7061	Cleaners of Vehicles and Equipment	2,933	\$15.27	\$13.10	\$14.69	\$16.59	\$31,772
51-9192	Cleaning, Washing, and Metal Pickling Equipment Operators and Tenders		\$15.82	\$12.09	\$12.89	\$18.92	\$32,903
21-2011	Clergy	1,775	\$29.73	\$20.15	\$28.40	\$37.27	\$61,839
29-2010	Clinical Laboratory Technologists and Technicians	2,199	\$31.91	\$23.26	\$31.80	\$40.08	\$66,374
19-3031	Clinical, Counseling, and School Psychologists	763					
27-2022	Coaches and Scouts	3,937					\$48,723
51-9124	Coating, Painting, and Spraying Machine Setters, Operators, and Tenders	1,343	\$22.61	\$17.25	\$21.37	\$26.31	\$47,029
49-9091	Coin, Vending, and Amusement Machine Servicers and Repairers	125	\$19.59	\$15.39	\$20.67	\$23.60	\$40,746
27-1021	Commercial and Industrial Designers	551	\$44.92	\$31.76	\$40.74	\$54.23	\$93,442
25-1122	Communications Teachers, Postsecondary	229					\$77,926
21-1099	Community and Social Service Specialists, All Other	949	\$23.17	\$18.66	\$22.27	\$26.92	\$48,192
21-1094	Community Health Workers		\$21.18	\$17.18	\$19.48	\$24.63	\$44,065
11-3111	Compensation and Benefits Managers	133	\$56.61	\$41.92	\$56.92	\$71.31	\$117,747
13-1141	Compensation, Benefits, and Job Analysis Specialists	783	\$36.27	\$27.90	\$33.68	\$43.06	\$75,433
13-1041	Compliance Officers	2,048	\$37.76	\$28.19	\$35.72	\$45.01	\$78,549
15-1221	Computer and Information Research Scientists	176	\$70.71	\$44.65	\$58.28	\$91.74	\$147,099
11-3021	Computer and Information Systems Managers	4,694	\$67.42	\$51.33	\$64.98	\$78.67	\$140,237
17-2061	Computer Hardware Engineers	1,510	\$54.59	\$41.90	\$54.49	\$64.70	\$113,534
15-1241	Computer Network Architects	937	\$58.21	\$47.13	\$57.66	\$67.99	\$121,072
15-1231	Computer Network Support Specialists	941	\$30.35	\$21.74	\$28.27	\$37.20	\$63,126
51-9161	Computer Numerically Controlled Tool Operators	1,878	\$22.80	\$17.78	\$21.76	\$26.59	\$47,418
51-9162	Computer Numerically Controlled Tool Programmers	549	\$29.14	\$21.78	\$27.94	\$34.61	\$60,622
15-1299	Computer Occupations, All Other	3,870	\$42.15	\$30.36	\$41.60	\$53.97	\$87,661
15-1251	Computer Programmers	1,458	\$43.81	\$32.11	\$42.75	\$51.25	\$91,134
25-1021	Computer Science Teachers, Postsecondary	198					\$108,029
15-1211	Computer Systems Analysts	5,559	\$47.04	\$37.04	\$46.96	\$57.40	\$97,834
15-1232	Computer User Support Specialists	6,768	\$28.89	\$21.70	\$27.00	\$34.39	\$60,082
49-2011	Computer, Automated Teller, and Office Machine Repairers	863	\$21.30	\$16.02	\$19.71	\$25.31	\$44,304

SOC code	Vancouver (WA) and Portland-Hillsboro (OR) MSA occupational title	Estimated employment	Average wage	Percentiles			Annual wage
				25th	50th	75th	
39-6012	Concierges	194	\$16.67	\$13.68	\$15.95	\$19.07	\$34,662
19-1031	Conservation Scientists	271	\$41.48	\$32.41	\$40.83	\$48.01	\$86,282
47-4011	Construction and Building Inspectors	1,153	\$37.59	\$30.51	\$38.42	\$46.18	\$78,188
47-2061	Construction Laborers	8,847	\$22.99	\$17.21	\$21.46	\$28.31	\$47,830
11-9021	Construction Managers	3,807	\$52.38	\$37.90	\$48.60	\$62.13	\$108,960
49-9012	Control and Valve Installers and Repairers, Except Mechanical Door	411	\$31.97	\$24.22	\$31.78	\$38.66	\$66,486
53-7011	Conveyor Operators and Tenders	73	\$20.82	\$17.92	\$20.75	\$24.22	\$43,313
35-2019	Cooks, All Other	160	\$16.85	\$14.04	\$16.08	\$18.87	\$35,063
35-2011	Cooks, Fast Food	2,105	\$15.07	\$12.95	\$14.98	\$16.67	\$31,345
35-2012	Cooks, Institution and Cafeteria	3,599	\$17.36	\$14.45	\$16.95	\$19.61	\$36,093
35-2014	Cooks, Restaurant	14,552	\$15.84	\$13.71	\$15.48	\$17.94	\$32,952
35-2015	Cooks, Short Order	1,566	\$14.63	\$12.54	\$13.95	\$16.55	\$30,418
51-9193	Cooling and Freezing Equipment Operators and Tenders	11	\$24.18	\$15.55	\$23.29	\$32.98	\$50,286
33-3012	Correctional Officers and Jailers	1,607	\$32.25	\$28.06	\$32.28	\$37.06	\$67,078
43-4021	Correspondence Clerks	33	\$20.33	\$17.98	\$21.15	\$23.56	\$42,281
13-1051	Cost Estimators	1,978	\$37.06	\$27.26	\$34.80	\$44.63	\$77,083
39-3092	Costume Attendants	15	\$29.88	\$16.51	\$18.98	\$29.85	\$62,154
21-1019	Counselors, All Other	142	\$26.34	\$17.84	\$26.74	\$33.73	\$54,791
41-2021	Counter and Rental Clerks	3,461	\$18.99	\$13.25	\$15.17	\$20.82	\$39,518
43-5021	Couriers and Messengers	394	\$18.61	\$14.70	\$18.26	\$22.06	\$38,696
43-4031	Court, Municipal, and License Clerks	1,084	\$23.07	\$19.67	\$23.04	\$25.75	\$47,976
27-1012	Craft Artists		\$24.34	\$20.63	\$24.93	\$28.63	\$50,633
53-7021	Crane and Tower Operators	507	\$33.39	\$27.98	\$33.41	\$38.96	\$69,454
13-2041	Credit Analysts	624	\$38.39	\$29.65	\$37.26	\$45.50	\$79,862
43-4041	Credit Authorizers, Checkers, and Clerks	263	\$22.61	\$18.22	\$22.03	\$26.57	\$47,034
13-2071	Credit Counselors	249	\$25.37	\$21.17	\$24.08	\$28.03	\$52,780
39-9098	Crematory Operators and Personal Care and Service Workers, All Other	10,044	\$15.72	\$14.05	\$16.01	\$17.68	\$32,705
25-1111	Criminal Justice and Law Enforcement Teachers, Postsecondary	27					\$117,365
51-9021	Crushing, Grinding, and Polishing Machine Setters, Operators, & Tenders	473	\$20.00	\$15.48	\$19.69	\$23.59	\$41,579
25-4012	Curators	49	\$28.80	\$20.35	\$26.71	\$34.37	\$59,908
43-4051	Customer Service Representatives	21,163	\$20.03	\$15.45	\$18.80	\$23.49	\$41,667
51-4031	Cut/Punch/Press Machine Setters/Operators/Tenders, Metal/Plastic	708	\$20.43	\$16.24	\$19.04	\$23.76	\$42,491
51-9031	Cutters and Trimmers, Hand		\$14.68	\$11.80	\$13.08	\$17.27	\$30,537
51-9032	Cutting and Slicing Machine Setters, Operators, and Tenders	503	\$19.47	\$15.98	\$18.72	\$22.93	\$40,504
27-2031	Dancers	110	\$14.67	\$11.25	\$11.58	\$14.16	
43-9021	Data Entry Keyers	1,132	\$18.26	\$15.95	\$17.94	\$19.98	\$37,989
15-2098	Data Scientists and Mathematical Science Occupations, All Other	250	\$40.94	\$25.67	\$37.99	\$55.59	\$85,158
15-1245	Database Administrators and Architects	1,196	\$47.52	\$38.18	\$48.45	\$58.07	\$98,825
41-9011	Demonstrators and Product Promoters	1,588	\$16.09	\$13.75	\$15.36	\$18.09	\$33,458
31-9091	Dental Assistants	2,963	\$24.44	\$21.39	\$24.26	\$27.94	\$50,854
29-1292	Dental Hygienists	2,508	\$43.76	\$38.61	\$44.34	\$49.12	\$91,021
51-9081	Dental Laboratory Technicians	417	\$20.32	\$16.00	\$18.93	\$24.11	\$42,276
29-1029	Dentists, All Other Specialists	22	\$54.58	\$52.44	\$55.25	\$64.83	\$113,503
29-1021	Dentists, General	1,049	\$95.45	\$73.06	\$87.20		\$198,539
27-1029	Designers, All Other	126	\$28.21	\$17.90	\$24.43	\$35.22	\$58,682

SOC code	Vancouver (WA) and Portland-Hillsboro (OR) MSA occupational title	Estimated employment	Average wage	Percentiles			Annual wage
				25th	50th	75th	
43-9031	Desktop Publishers	146	\$24.06	\$18.52	\$23.41	\$28.44	\$50,045
33-3021	Detectives and Criminal Investigators	403	\$48.47	\$41.65	\$48.09	\$54.68	\$100,823
29-2032	Diagnostic Medical Sonographers	682	\$45.31	\$41.71	\$46.29	\$50.99	\$94,239
29-2051	Dietetic Technicians	85	\$22.54	\$21.26	\$22.86	\$24.47	\$46,895
29-1031	Dietitians and Nutritionists	361	\$36.22	\$29.78	\$35.53	\$43.18	\$75,332
35-9011	Dining Room and Cafeteria Attendants and Bartender Helpers	3,360	\$13.56	\$12.20	\$12.84	\$14.47	\$28,203
21-2021	Directors, Religious Activities and Education	826	\$21.62	\$15.93	\$20.60	\$25.88	\$44,974
35-9021	Dishwashers	4,465	\$13.74	\$12.34	\$13.14	\$14.84	\$28,574
43-5032	Dispatchers, Except Police, Fire, and Ambulance	1,927	\$23.08	\$17.18	\$21.71	\$28.14	\$48,007
41-9091	Door-to-Door Sales Workers, News and Street Vendors, and Related Wrkrs.	101	\$16.80	\$12.46	\$14.97	\$18.43	\$34,926
17-3019	Drafters, All Other	616	\$30.83	\$23.56	\$29.44	\$37.41	\$64,127
51-4032	Drilling/Boring Machine Tool Setters/Oprs/Tenders/Metal & Plastic	154	\$24.19	\$16.12	\$19.70	\$27.27	\$50,317
53-3031	Driver/Sales Workers	4,748	\$18.89	\$13.52	\$16.25	\$22.45	\$39,300
47-2081	Drywall and Ceiling Tile Installers	936	\$30.11	\$18.87	\$28.50	\$38.20	\$62,633
47-5097	Earth Drillers, Exc. Oil/Gas/Explosives, Ordnc. Handling Experts & Blasters	110	\$28.38	\$22.30	\$27.89	\$30.99	\$59,017
25-1063	Economics Teachers, Postsecondary	62					\$101,839
19-3011	Economists	115	\$46.80	\$37.68	\$45.84	\$57.13	\$97,344
27-3041	Editors	801	\$27.26	\$17.87	\$26.58	\$31.90	\$56,711
11-9039	Education Administrators, All Other	293	\$30.20	\$21.33	\$27.39	\$35.91	\$62,808
11-9032	Education Administrators, Kindergarten through Secondary	1,950					\$116,026
11-9033	Education Administrators, Postsecondary	882	\$48.75	\$32.93	\$43.51	\$58.30	\$101,406
11-9031	Education and Childcare Administrators, Preschool and Daycare		\$21.80	\$17.06	\$19.20	\$25.31	\$45,347
25-1081	Education Teachers, Postsecondary	552					\$64,505
25-9099	Educational Instruction and Library Workers, All Other	2,678	\$20.53	\$13.11	\$16.59	\$25.54	\$42,697
21-1012	Educational, Guidance, and Career Counselors and Advisors	1,942	\$32.57	\$23.18	\$31.05	\$39.70	\$67,743
49-2092	Electric Motor, Power Tool, and Related Repairers	83	\$24.47	\$19.71	\$24.66	\$28.91	\$50,907
17-3023	Electrical and Electronic Engineering Technologists and Technicians	2,917	\$31.64	\$25.84	\$31.02	\$37.36	\$65,822
17-3012	Electrical and Electronics Drafters	295	\$36.52	\$27.37	\$33.73	\$45.27	\$75,965
49-2093	Electrical & Electronics Installers and Repairers, Transportation Equipment	20	\$40.91	\$24.83	\$49.54	\$53.64	\$85,101
49-2094	Electrical and Electronics Repairers, Commercial and Industrial Equipment	715	\$29.74	\$18.96	\$28.43	\$37.15	\$61,845
49-2095	Electrical and Electronics Repairers, Powerhouse, Substation, and Relay	139	\$45.13	\$42.97	\$46.55	\$50.13	\$93,882
17-2071	Electrical Engineers	2,970	\$46.11	\$36.20	\$45.44	\$55.64	\$95,914
49-9051	Electrical Power-Line Installers and Repairers	546	\$46.47	\$41.98	\$47.77	\$52.42	\$96,663
51-2028	Electrical/Electronic/Electromechanical Assemblers Only	4,518	\$18.43	\$15.17	\$17.63	\$20.46	\$38,332
47-2111	Electricians	7,514	\$38.34	\$29.65	\$40.48	\$47.83	\$79,754
17-3024	Electro-Mechanical and Mechatronics Technologists and Technicians	60	\$31.70	\$24.84	\$30.15	\$39.02	\$65,924
49-2096	Electronic Equipment Installers and Repairers, Motor Vehicles	26	\$21.59	\$20.49	\$22.34	\$24.19	\$44,907
17-2072	Electronics Engineers, Except Computer	4,896	\$43.62	\$34.34	\$40.77	\$50.03	\$90,725
25-2021	Elementary School Teachers, Except Special Education	9,079					\$76,701
47-4021	Elevator and Escalator Installers and Repairers		\$49.58	\$38.19	\$54.14	\$61.14	\$103,128
43-4061	Eligibility Interviewers, Government Programs	746	\$22.70	\$17.47	\$22.50	\$26.93	\$47,208
11-9161	Emergency Management Directors	49	\$44.50	\$29.88	\$43.35	\$51.84	\$92,558
29-2040	Emergency Medical Technicians and Paramedics	804	\$26.55	\$20.36	\$24.68	\$30.52	\$55,220
51-2031	Engine and Other Machine Assemblers	101	\$20.86	\$17.11	\$20.55	\$24.44	\$43,372
25-1032	Engineering Teachers, Postsecondary	226					\$98,815

SOC code	Vancouver (WA) and Portland-Hillsboro (OR) MSA occupational title	Estimated employment	Average wage	Percentiles			Annual wage
				25th	50th	75th	
17-2199	Engineers, All Other	2,248	\$45.82	\$34.46	\$44.63	\$57.22	\$95,301
25-1123	English Language and Literature Teachers, Postsecondary	374					\$73,023
39-3099	Entertainment Attendants and Related Workers, All Other	176	\$13.87	\$11.91	\$12.47	\$13.58	\$28,852
17-3025	Environmental Engineering Technologists and Technicians	200	\$30.09	\$21.00	\$31.12	\$37.58	\$62,594
17-2081	Environmental Engineers	525	\$49.69	\$40.03	\$47.53	\$57.65	\$103,360
19-4042	Environmental Science and Protection Technicians, Including Health	218	\$29.75	\$24.10	\$29.42	\$35.38	\$61,900
19-2041	Environmental Scientists and Specialists, Including Health	846	\$41.13	\$31.24	\$38.78	\$47.03	\$85,546
19-1041	Epidemiologists	82	\$42.68	\$35.72	\$42.79	\$48.44	\$88,774
51-9194	Etchers and Engravers	50	\$21.82	\$14.98	\$20.82	\$24.10	\$45,369
47-5022	Excavating and Loading Machine and Dragline Operators, Surface Mining	341	\$27.18	\$23.60	\$27.76	\$30.68	\$56,524
43-6011	Executive Secretaries and Executive Administrative Assistants	3,775	\$31.17	\$25.35	\$30.44	\$36.65	\$64,825
29-1128	Exercise Physiologists	52	\$28.60	\$23.37	\$27.40	\$33.07	\$59,479
39-9031	Exercise Trainers and Group Fitness Instructors	3,353	\$24.04	\$15.71	\$23.21	\$29.79	\$50,010
51-4021	Extruding & Drawing Machine Setters, Operators,& Tenders, Metal & Plastic	254	\$19.38	\$15.15	\$17.52	\$24.99	\$40,309
51-9041	Extruding/Form/Press/Compact Machine Setters/Operators/Tenders	468	\$22.35	\$17.36	\$22.74	\$27.57	\$46,496
51-6092	Fabric and Apparel Patternmakers		\$18.48	\$13.95	\$15.55	\$22.60	\$38,445
45-4021	Fallers		\$34.32	\$31.40	\$35.09	\$38.25	\$71,389
29-1215	Family Medicine Physicians	481	\$124.97	\$95.15			\$259,939
49-3041	Farm Equipment Mechanics and Service Technicians	228	\$25.66	\$21.32	\$26.09	\$30.01	\$53,371
11-9013	Farmers, Ranchers, and Other Agricultural Managers	35	\$34.15	\$29.43	\$34.63	\$38.78	\$71,035
45-2092	Farmworkers and Laborers, Crop, Nursery, and Greenhouse	2,311	\$14.13	\$12.40	\$13.79	\$15.32	\$29,411
45-2093	Farmworkers, Farm, Ranch, and Aquacultural Animals	61	\$14.46	\$11.98	\$12.49	\$16.53	\$30,091
27-1022	Fashion Designers	488	\$40.30	\$28.51	\$37.16	\$49.28	\$83,810
35-3023	Fast Food and Counter Workers	33,034	\$13.62	\$12.26	\$12.89	\$14.59	\$28,337
47-4031	Fence Erectors		\$16.86	\$15.99	\$17.20	\$18.44	\$35,077
51-2051	Fiberglass Laminators and Fabricators		\$17.12	\$13.92	\$16.68	\$19.67	\$35,597
43-4071	File Clerks	736	\$20.17	\$16.34	\$18.82	\$22.69	\$41,953
27-4032	Film and Video Editors	155	\$31.73	\$18.71	\$28.14	\$43.70	\$65,975
13-2098	Financial and Investment Analysts, Financial Risk Specialists, All Other	4,123	\$41.38	\$31.09	\$38.91	\$48.96	\$86,073
43-3099	Financial Clerks, All Other	267	\$22.54	\$18.54	\$21.44	\$26.53	\$46,900
13-2061	Financial Examiners	721	\$37.03	\$24.53	\$34.04	\$45.65	\$77,021
11-3031	Financial Managers	6,074	\$63.60	\$42.55	\$57.88	\$75.57	\$132,296
27-1013	Fine Artists, Including Painters, Sculptors, and Illustrators	232	\$27.58	\$19.06	\$25.12	\$30.73	\$57,354
33-2021	Fire Inspectors and Investigators	83	\$46.30	\$42.79	\$47.01	\$51.43	\$96,311
33-2011	Firefighters	1,662	\$42.03	\$36.02	\$43.86	\$49.37	\$87,401
47-1011	First-Line Supervisors of Construction Trades and Extraction Workers	4,580	\$39.69	\$31.60	\$38.56	\$47.36	\$82,556
33-1011	First-Line Supervisors of Correctional Officers	202	\$46.20	\$40.78	\$45.60	\$51.06	\$96,095
45-1011	First-Line Supervisors of Farming, Fishing, and Forestry Workers	295	\$24.56	\$16.56	\$24.93	\$29.55	\$51,085
33-1021	First-Line Supervisors of Firefighting and Prevention Workers	540	\$52.15	\$45.11	\$51.59	\$61.17	\$108,486
35-1012	First-Line Supervisors of Food Preparation and Serving Workers	8,316	\$18.17	\$13.85	\$16.35	\$21.49	\$37,793
39-1013	First-Line Supervisors of Gambling Services Workers	141					
37-1011	First-Line Supervisors of Housekeeping and Janitorial Workers	851	\$22.97	\$17.45	\$21.35	\$27.55	\$47,774
37-1012	First-Line Sprvs. of Landscaping, Lawn Service, and Groundskeeping Workers	577	\$28.60	\$22.21	\$27.62	\$34.51	\$59,486
49-1011	First-Line Supervisors of Mechanics, Installers, and Repairers	3,217	\$35.14	\$26.59	\$33.57	\$42.33	\$73,111
41-1012	First-Line Supervisors of Non-Retail Sales Workers	2,215	\$40.02	\$28.54	\$36.45	\$47.82	\$83,243

SOC code	Vancouver (WA) and Portland-Hillsboro (OR) MSA occupational title	Estimated employment	Average wage	Percentiles			Annual wage
				25th	50th	75th	
43-1011	First-Line Supervisors of Office and Administrative Support Workers	9,266	\$30.26	\$23.55	\$29.34	\$36.26	\$62,930
33-1012	First-Line Supervisors of Police and Detectives	671	\$54.05	\$46.95	\$52.66	\$61.68	\$112,421
51-1011	First-Line Supervisors of Production and Operating Workers	4,939	\$31.41	\$23.04	\$30.02	\$37.83	\$65,334
41-1011	First-Line Supervisors of Retail Sales Workers	9,585	\$22.26	\$15.51	\$19.68	\$26.17	\$46,308
47-2042	Floor Layers, Except Carpet, Wood, and Hard Tiles		\$17.44	\$14.10	\$15.59	\$18.75	\$36,271
27-1023	Floral Designers	594	\$14.20	\$12.21	\$13.53	\$15.61	\$29,520
51-3091	Food & Tobacco Roasting, Baking, & Drying Machine Operators & Tenders	262	\$19.82	\$16.78	\$19.59	\$23.01	\$41,221
51-3092	Food Batchmakers	2,188	\$15.43	\$12.96	\$15.05	\$17.58	\$32,083
51-3093	Food Cooking Machine Operators and Tenders	78	\$18.31	\$16.65	\$18.08	\$19.52	\$38,076
35-9099	Food Preparation and Serving Related Workers, All Other	693	\$15.87	\$13.41	\$15.58	\$18.17	\$33,024
35-2021	Food Preparation Workers	8,091	\$14.70	\$12.83	\$14.33	\$16.00	\$30,572
51-3099	Food Processing Workers, All Other	360	\$16.09	\$12.64	\$14.90	\$18.64	\$33,476
19-1012	Food Scientists and Technologists	161	\$32.97	\$25.66	\$32.80	\$38.05	\$68,590
35-3041	Food Servers, Nonrestaurant	3,425	\$14.75	\$12.64	\$13.89	\$15.81	\$30,686
11-9051	Food Service Managers	1,917	\$28.96	\$21.73	\$26.93	\$32.49	\$60,233
25-1124	Foreign Language and Literature Teachers, Postsecondary	270					\$90,337
19-4092	Forensic Science Technicians	168	\$34.74	\$28.95	\$35.65	\$40.54	\$72,247
19-4071	Forest and Conservation Technicians	97	\$28.19	\$23.01	\$27.89	\$31.46	\$58,641
45-4011	Forest and Conservation Workers	59	\$15.71	\$12.60	\$13.73	\$15.77	\$32,666
19-1032	Foresters	77	\$35.29	\$30.80	\$34.03	\$39.09	\$73,412
51-4022	Forging Machine Setters, Operators, and Tenders, Metal and Plastic	149	\$19.79	\$13.89	\$17.81	\$24.50	\$41,170
51-4071	Foundry Mold and Coremakers	336	\$23.82	\$21.18	\$24.01	\$27.21	\$49,539
13-1131	Fundraisers	778	\$28.50	\$18.44	\$24.78	\$35.15	\$59,275
39-4021	Funeral Attendants		\$18.90	\$13.63	\$14.68	\$15.81	\$39,307
11-9171	Funeral Home Managers	22	\$51.98	\$30.18	\$57.02	\$69.71	\$108,115
51-9051	Furnace, Kiln, Oven, Drier, and Kettle Operators and Tenders	166	\$21.37	\$17.85	\$20.17	\$24.83	\$44,458
51-7021	Furniture Finishers	52	\$16.59	\$13.79	\$15.18	\$18.53	\$34,521
41-2012	Gambling Change Persons and Booth Cashiers	96	\$18.50	\$13.85	\$17.18	\$20.87	\$38,477
39-3011	Gambling Dealers	408					
39-3019	Gambling Service Workers, All Other	76	\$15.05	\$13.62	\$14.80	\$15.98	\$31,314
33-9031	Gambling Surveillance Officers and Gambling Investigators	23	\$17.22	\$16.16	\$17.49	\$18.82	\$35,836
11-1021	General and Operations Managers	22,149	\$59.35	\$31.70	\$47.68	\$75.97	\$123,448
29-1216	General Internal Medicine Physicians	235	\$117.45	\$85.01			\$244,280
29-9092	Genetic Counselors	15	\$42.60	\$37.80	\$42.59	\$47.64	\$88,621
19-3092	Geographers	26	\$44.11	\$36.19	\$46.47	\$50.06	\$91,736
25-1064	Geography Teachers, Postsecondary	39					\$88,018
19-4045	Geological and Hydrologic Technicians	94	\$26.45	\$20.83	\$25.49	\$29.48	\$54,995
19-2042	Geoscientists, Except Hydrologists and Geographers	252	\$37.87	\$29.16	\$35.12	\$43.37	\$78,754
47-2121	Glaziers	581	\$32.23	\$24.31	\$30.07	\$41.19	\$67,042
45-2041	Graders and Sorters, Agricultural Products	453	\$14.25	\$12.67	\$13.79	\$15.01	\$29,627
27-1024	Graphic Designers	2,459	\$29.84	\$21.94	\$28.35	\$35.85	\$62,053
51-4033	Grind/Lap/Polish/Buff Machine Setters/Operators/Tenders, Metal/Plastic	1,304	\$22.36	\$17.54	\$21.18	\$25.03	\$46,517
51-9022	Grinding and Polishing Workers, Hand	115	\$17.67	\$14.25	\$16.46	\$20.97	\$36,744
37-3019	Grounds Maintenance Workers, All Other	135	\$16.55	\$12.47	\$14.65	\$19.01	\$34,435
39-5012	Hairdressers, Hairstylists, and Cosmetologists	1,897	\$15.92	\$12.20	\$13.74	\$15.41	\$33,127

SOC code	Vancouver (WA) and Portland-Hillsboro (OR) MSA occupational title	Estimated employment	Average wage	Percentiles			Annual wage
				25th	50th	75th	
47-4041	Hazardous Materials Removal Workers	303	\$22.54	\$17.42	\$20.02	\$27.23	\$46,872
17-2111	Health and Safety Engineers, Exc. Mining Safety Engineers and Inspectors	191	\$45.61	\$34.73	\$40.11	\$55.17	\$94,862
21-1091	Health Education Specialists	814	\$28.16	\$19.79	\$24.57	\$34.78	\$58,580
29-9098	Health Info Techs. & Practitioners/Reg. Med./Surg. Assts./Technical, All Other		\$26.61	\$19.56	\$23.48	\$29.14	\$55,342
25-1071	Health Specialties Teachers, Postsecondary	3,239					\$159,745
21-1022	Healthcare Social Workers	1,224	\$37.05	\$29.18	\$36.58	\$44.81	\$77,058
31-9099	Healthcare Support Workers, All Other	879	\$22.80	\$19.24	\$22.25	\$25.37	\$47,414
29-2092	Hearing Aid Specialists	92	\$28.91	\$21.45	\$30.78	\$37.07	\$60,123
51-4191	Heat Treating Equipment Setters, Operators, and Tenders, Metal and Plastic	159	\$24.37	\$18.98	\$23.49	\$28.91	\$50,686
49-9021	Heating, Air Conditioning, and Refrigeration Mechanics and Installers	2,089	\$27.06	\$18.50	\$25.84	\$33.25	\$56,284
53-3032	Heavy and Tractor-Trailer Truck Drivers	12,976	\$25.23	\$21.63	\$24.60	\$28.64	\$52,469
47-3019	Helpers, Construction Trades, All Other	83	\$20.34	\$15.94	\$18.61	\$24.33	\$42,288
47-3011	Helpers-Brickmasons, Blockmasons, Stonemasons, & Tile & Marble Setters	175	\$20.97	\$16.69	\$19.07	\$24.46	\$43,627
47-3012	Helpers-Carpenters	449	\$18.77	\$16.44	\$18.63	\$21.49	\$39,032
47-3013	Helpers-Electricians	291	\$19.66	\$14.69	\$18.07	\$24.50	\$40,887
49-9098	Helpers-Installation, Maintenance, and Repair Workers	660	\$17.99	\$13.47	\$16.39	\$19.19	\$37,414
47-3014	Helpers-Painters, Paperhangers, Plasterers, and Stucco Masons		\$18.15	\$15.86	\$17.73	\$19.41	\$37,745
47-3015	Helpers-Pipelayers, Plumbers, Pipefitters, and Steamfitters	151	\$18.42	\$13.55	\$16.97	\$20.37	\$38,311
51-9198	Helpers-Production Workers	2,291	\$17.21	\$14.04	\$16.49	\$19.56	\$35,792
47-4051	Highway Maintenance Workers	725	\$26.90	\$23.69	\$27.31	\$29.95	\$55,937
19-3093	Historians	18	\$35.76	\$28.02	\$35.87	\$45.05	\$74,382
25-1125	History Teachers, Postsecondary	113					\$97,834
49-9031	Home Appliance Repairers	585	\$21.08	\$16.48	\$19.92	\$24.18	\$43,854
31-1120	Home Health and Personal Care Aides	16,144	\$14.66	\$12.89	\$14.23	\$15.69	\$30,480
35-9031	Hosts and Hostesses, Restaurant, Lounge, and Coffee Shop	3,016	\$13.36	\$12.44	\$12.98	\$14.28	\$27,791
43-4081	Hotel, Motel, and Resort Desk Clerks	1,590	\$14.08	\$12.67	\$13.81	\$15.05	\$29,294
43-4161	Human Resources Assistants, Except Payroll and Timekeeping	921	\$22.93	\$19.48	\$22.58	\$26.13	\$47,689
11-3121	Human Resources Managers	1,683	\$55.13	\$37.97	\$51.59	\$69.25	\$114,682
13-1071	Human Resources Specialists	5,476	\$32.07	\$23.70	\$29.86	\$38.28	\$66,708
19-2043	Hydrologists	119	\$44.12	\$37.21	\$44.21	\$50.06	\$91,767
17-3026	Industrial Engineering Technologists and Technicians		\$30.01	\$24.38	\$29.27	\$35.12	\$62,421
17-2112	Industrial Engineers	3,972	\$46.03	\$36.85	\$44.95	\$53.44	\$95,730
49-9041	Industrial Machinery Mechanics	3,178	\$29.87	\$24.67	\$29.38	\$35.09	\$62,121
11-3051	Industrial Production Managers	1,854	\$52.78	\$38.98	\$49.34	\$63.28	\$109,785
53-7051	Industrial Truck and Tractor Operators	5,009	\$21.18	\$17.63	\$20.71	\$24.40	\$44,070
19-3032	Industrial-Organizational Psychologists		\$52.41	\$32.40	\$42.74	\$50.54	\$109,019
43-4199	Information and Record Clerks, All Other	3,681	\$19.31	\$14.28	\$18.59	\$23.39	\$40,151
15-1212	Information Security Analysts	857	\$49.58	\$40.31	\$49.86	\$60.38	\$103,126
51-9061	Inspectors, Testers, Sorters, Samplers, and Weighers	4,545	\$24.33	\$17.72	\$23.17	\$29.46	\$50,604
49-9099	Installation, Maintenance, and Repair Workers, All Other	1,609	\$24.57	\$17.02	\$22.77	\$30.26	\$51,112
25-9031	Instructional Coordinators	935	\$42.67	\$32.33	\$41.78	\$54.56	\$88,754
47-2131	Insulation Workers, Floor, Ceiling, and Wall	434	\$22.81	\$17.93	\$22.29	\$27.73	\$47,438
13-1032	Insurance Appraisers, Auto Damage		\$34.89	\$31.08	\$35.45	\$38.86	\$72,582
43-9041	Insurance Claims and Policy Processing Clerks	1,921	\$22.13	\$18.33	\$22.09	\$25.60	\$46,040
41-3021	Insurance Sales Agents	2,831	\$40.78	\$20.61	\$31.90	\$49.53	\$84,816

SOC code	Vancouver (WA) and Portland-Hillsboro (OR) MSA occupational title	Estimated employment	Average wage	Percentiles			Annual wage
				25th	50th	75th	
13-2053	Insurance Underwriters	673	\$37.13	\$29.77	\$36.28	\$44.35	\$77,235
27-1025	Interior Designers	589	\$29.30	\$22.12	\$27.47	\$33.64	\$60,929
27-3091	Interpreters and Translators	970	\$24.24	\$20.17	\$24.93	\$28.75	\$50,419
43-4111	Interviewers, Except Eligibility and Loan	2,043	\$20.64	\$17.84	\$20.63	\$23.54	\$42,937
37-2011	Janitors and Cleaners, Except Maids and Housekeeping Cleaners	13,880	\$16.20	\$13.02	\$15.18	\$18.71	\$33,704
51-9071	Jewelers and Precious Stone and Metal Workers	196					
23-1023	Judges, Magistrate Judges, and Magistrates	143	\$70.71	\$70.58	\$70.59	\$72.81	\$147,099
23-1012	Judicial Law Clerks	13	\$28.64	\$25.05	\$27.23	\$29.62	\$59,571
25-2012	Kindergarten Teachers, Except Special Education	1,171					\$76,466
13-1075	Labor Relations Specialists	689	\$46.50	\$39.25	\$47.77	\$55.73	\$96,722
53-7062	Laborers and Freight, Stock, and Material Movers, Hand	19,529	\$17.20	\$13.94	\$16.30	\$19.13	\$35,785
17-1012	Landscape Architects	230	\$33.52	\$27.62	\$33.22	\$38.56	\$69,724
37-3011	Landscaping and Groundskeeping Workers	6,814	\$18.70	\$15.00	\$17.85	\$21.35	\$38,885
53-2012	Commercial Pilots	291					\$67,743
53-2021	Air Traffic Controllers	107	\$55.57	\$46.76	\$55.13	\$64.24	\$115,587
53-2022	Airfield Operations Specialists		\$28.12	\$19.42	\$24.07	\$36.82	\$58,493
51-4034	Lathe & Turning Machine Tool Setters, Operators & Tenders, Metal & Plastic	113	\$27.21	\$20.04	\$24.26	\$31.08	\$56,586
51-6011	Laundry and Dry-Cleaning Workers	1,100	\$14.73	\$12.95	\$14.30	\$16.02	\$30,639
23-1011	Lawyers	4,365	\$60.78	\$40.87	\$54.89	\$73.94	\$126,404
51-4192	Layout Workers, Metal and Plastic	27	\$33.68	\$28.48	\$30.84	\$39.39	\$70,057
43-6012	Legal Secretaries and Administrative Assistants	900	\$26.74	\$20.97	\$25.64	\$33.64	\$55,637
23-2099	Legal Support Workers, All Other	337	\$34.34	\$24.93	\$29.61	\$41.52	\$71,420
11-1031	Legislators	40					\$66,229
25-4022	Librarians and Media Collections Specialists	884	\$32.75	\$25.40	\$32.83	\$39.68	\$68,110
43-4121	Library Assistants, Clerical	660	\$19.90	\$17.29	\$19.92	\$23.21	\$41,390
25-1082	Library Science Teachers, Postsecondary	22					\$92,911
25-4031	Library Technicians	879	\$22.15	\$18.15	\$21.39	\$24.46	\$46,067
29-2061	Licensed Practical and Licensed Vocational Nurses	2,027	\$26.88	\$24.61	\$27.29	\$29.80	\$55,924
19-1099	Life Scientists, All Other	272	\$38.78	\$28.34	\$38.74	\$49.19	\$80,674
19-4099	Life, Physical, and Social Science Technicians, All Other	850	\$26.88	\$21.35	\$26.94	\$30.65	\$55,924
33-9092	Lifeguards, Ski Patrol, and Other Recreational Protective Service Workers	797	\$13.07	\$11.94	\$12.55	\$13.86	\$27,183
53-3033	Light Truck Drivers	7,250	\$19.72	\$14.66	\$18.22	\$23.30	\$41,021
27-4098	Lighting Technicians and Media and Communication Equip. Wrks., All Other	154	\$27.90	\$15.28	\$23.97	\$37.11	\$58,029
43-4131	Loan Interviewers and Clerks	1,854	\$24.38	\$18.66	\$22.45	\$26.91	\$50,690
13-2072	Loan Officers	3,215	\$37.70	\$23.32	\$33.50	\$46.24	\$78,426
39-3093	Locker Room, Coatroom, and Dressing Room Attendants	74	\$14.17	\$12.94	\$14.06	\$15.27	\$29,470
49-9094	Locksmiths and Safe Repairers		\$24.55	\$16.00	\$18.48	\$28.63	\$51,081
53-4011	Locomotive Engineers	219	\$31.43	\$29.30	\$31.25	\$33.21	\$65,358
11-9081	Lodging Managers	408	\$28.49	\$21.38	\$23.85	\$33.15	\$59,255
45-4023	Log Graders and Scalers		\$18.93	\$15.37	\$18.67	\$22.28	\$39,393
45-4022	Logging Equipment Operators	201	\$25.57	\$22.68	\$25.26	\$28.89	\$53,186
45-4029	Logging Workers, All Other	130	\$22.00	\$19.54	\$21.77	\$24.10	\$45,759
13-1081	Logisticians	2,221	\$37.80	\$28.20	\$35.02	\$44.48	\$78,630
53-7063	Machine Feeders and Offbearers	627	\$16.20	\$13.64	\$15.53	\$18.48	\$33,680
51-4041	Machinists	2,497	\$26.25	\$20.73	\$25.50	\$30.83	\$54,609

SOC code	Vancouver (WA) and Portland-Hillsboro (OR) MSA occupational title	Estimated employment	Average wage	Percentiles			Annual wage
				25th	50th	75th	
29-2035	Magnetic Resonance Imaging Technologists	279	\$42.94	\$40.44	\$44.57	\$48.37	\$89,316
37-2012	Maids and Housekeeping Cleaners	6,768	\$14.97	\$12.66	\$14.02	\$16.34	\$31,118
43-9051	Mail Clerks and Mail Machine Operators, Except Postal Service	520	\$17.85	\$14.94	\$17.34	\$20.21	\$37,139
49-9071	Maintenance and Repair Workers, General	9,842	\$21.87	\$16.59	\$20.73	\$26.20	\$45,490
49-9043	Maintenance Workers, Machinery	151	\$25.86	\$20.11	\$24.49	\$31.98	\$53,800
13-1111	Management Analysts	5,301	\$46.88	\$33.95	\$43.38	\$55.55	\$97,516
39-5092	Manicurists and Pedicurists	2,039	\$15.71	\$12.78	\$14.74	\$18.00	\$32,674
17-2121	Marine Engineers and Naval Architects	47	\$46.75	\$36.37	\$44.46	\$58.57	\$97,242
13-1161	Market Research Analysts and Marketing Specialists	6,776	\$37.79	\$23.81	\$33.06	\$47.65	\$78,600
11-2021	Marketing Managers	3,952	\$61.87	\$41.69	\$58.85	\$77.63	\$128,692
21-1013	Marriage and Family Therapists	201	\$28.25	\$22.47	\$26.34	\$30.97	\$58,774
31-9011	Massage Therapists	1,833	\$31.28	\$20.29	\$29.92	\$40.17	\$65,059
53-7199	Material Moving Workers, All Other	166	\$19.58	\$14.54	\$18.35	\$23.26	\$40,720
17-2131	Materials Engineers	507	\$45.69	\$35.99	\$44.20	\$52.03	\$95,036
19-2032	Materials Scientists	72	\$56.39	\$43.41	\$55.26	\$67.29	\$117,303
25-1022	Mathematical Science Teachers, Postsecondary	432					\$104,188
51-3022	Meat, Poultry, and Fish Cutters and Trimmers	371	\$13.87	\$12.48	\$13.51	\$14.69	\$28,846
49-9011	Mechanical Door Repairers	108	\$23.74	\$17.68	\$25.07	\$29.49	\$49,364
17-3013	Mechanical Drafters	402	\$31.12	\$24.92	\$30.04	\$36.67	\$64,729
17-3027	Mechanical Engineering Technologists and Technicians	463	\$25.94	\$19.12	\$25.96	\$31.70	\$53,963
17-2141	Mechanical Engineers	3,372	\$45.23	\$36.30	\$44.23	\$53.16	\$94,076
27-3099	Media and Communication Workers, All Other	427	\$24.76	\$15.44	\$23.38	\$32.18	\$51,501
11-9111	Medical and Health Services Managers	2,653	\$63.28	\$42.67	\$55.29	\$76.78	\$131,614
51-9082	Medical Appliance Technicians	103	\$20.08	\$14.37	\$17.30	\$23.34	\$41,753
31-9092	Medical Assistants	7,540	\$20.63	\$17.80	\$20.81	\$23.74	\$42,923
29-2098	Medical Dosimetrists/ Med. Rcrds./Health Technologists/Techs., All Other	2,380	\$26.28	\$20.66	\$25.20	\$30.57	\$54,668
31-9093	Medical Equipment Preparers	606	\$23.16	\$19.05	\$22.87	\$27.30	\$48,156
49-9062	Medical Equipment Repairers	341	\$29.01	\$20.40	\$27.00	\$37.87	\$60,343
19-1042	Medical Scientists, Except Epidemiologists	1,726	\$43.07	\$28.60	\$36.10	\$48.60	\$89,602
43-6013	Medical Secretaries and Administrative Assistants	7,568	\$22.22	\$18.26	\$21.81	\$25.94	\$46,204
31-9094	Medical Transcriptionists	902	\$17.31	\$13.69	\$15.12	\$19.10	\$36,001
13-1121	Meeting, Convention, and Event Planners	1,088	\$25.74	\$18.17	\$23.70	\$31.60	\$53,533
21-1023	Mental Health and Substance Abuse Social Workers	932	\$25.53	\$17.44	\$21.21	\$33.06	\$53,105
27-1026	Merchandise Displayers and Window Trimmers	1,070	\$22.53	\$13.95	\$15.99	\$27.12	\$46,854
51-4199	Metal Workers and Plastic Workers, All Other	581	\$18.41	\$13.48	\$16.10	\$22.31	\$38,301
51-4051	Metal-Refining Furnace Operators and Tenders	220	\$29.24	\$26.57	\$29.26	\$31.95	\$60,807
43-5041	Meter Readers, Utilities	172	\$25.81	\$21.45	\$25.79	\$29.67	\$53,681
19-1022	Microbiologists	132					
25-2022	Middle School Teachers, Except Special and Career/Technical Education	3,430					\$76,364
51-4035	Milling and Planing Machine Setters, Operators, & Tenders, Metal & Plastic	305					
49-9044	Millwrights	506	\$33.34	\$27.49	\$34.85	\$39.72	\$69,349
17-2151	Mining and Geological Engineers, Including Mining Safety Engineers	151	\$43.90	\$34.38	\$38.54	\$54.45	\$91,318
51-2090	Miscellaneous Assemblers and Fabricators	7,975	\$18.53	\$14.18	\$16.97	\$21.69	\$38,547
47-4090	Miscellaneous Construction and Related Workers	305	\$20.02	\$15.87	\$19.08	\$24.28	\$41,639
27-2090	Miscellaneous Entertainers and Performers, Sports and Related Workers		\$23.99	\$11.25	\$16.23	\$33.96	

SOC code	Vancouver (WA) and Portland-Hillsboro (OR) MSA occupational title	Estimated employment	Average wage	Percentiles			Annual wage
				25th	50th	75th	
33-1090	Miscellaneous First-Line Supervisors, Protective Service Workers	746	\$24.34	\$16.88	\$22.66	\$28.44	\$50,628
51-9023	Mixing and Blending Machine Setters, Operators, and Tenders	544	\$20.59	\$16.01	\$19.10	\$25.22	\$42,819
49-3042	Mobile Heavy Equipment Mechanics, Except Engines	918	\$29.48	\$23.94	\$28.69	\$34.78	\$61,324
51-9195	Molders, Shapers, and Casters, Except Metal and Plastic	343	\$19.04	\$15.96	\$17.91	\$20.82	\$39,623
51-4072	Molding/Coremaking/ Casting Mach. Setters/Oprs. & Tenders/Metal & Plastic	1,261	\$19.07	\$13.54	\$17.96	\$24.04	\$39,674
39-4031	Morticians, Undertakers, and Funeral Arrangers	96	\$28.14	\$16.93	\$30.88	\$37.59	\$58,539
53-3099	Motor Vehicle Operators, All Other	985	\$17.13	\$13.81	\$15.39	\$19.88	\$35,629
49-3051	Motorboat Mechanics and Service Technicians	223	\$21.79	\$18.44	\$22.13	\$25.26	\$45,326
49-3052	Motorcycle Mechanics		\$19.70	\$12.50	\$20.40	\$25.58	\$40,982
51-4081	Multiple Machine Tool Setters, Operators, and Tenders, Metal and Plastic	1,596	\$16.91	\$12.46	\$15.59	\$19.53	\$35,167
25-4013	Museum Technicians and Conservators	35	\$20.69	\$17.35	\$19.70	\$23.39	\$43,044
27-2041	Music Directors and Composers	554	\$21.64	\$15.68	\$21.32	\$25.04	\$45,026
49-9063	Musical Instrument Repairers and Tuners		\$16.53	\$12.96	\$14.19	\$18.80	\$34,388
27-2042	Musicians and Singers	475	\$37.26	\$15.32	\$26.61	\$51.61	
11-9121	Natural Sciences Managers	668	\$61.94	\$49.90	\$58.96	\$69.69	\$128,834
15-1244	Network and Computer Systems Administrators	3,423	\$43.38	\$34.91	\$43.03	\$50.85	\$90,235
43-4141	New Accounts Clerks	560	\$20.09	\$17.15	\$19.40	\$23.06	\$41,789
27-3023	News Analysts, Reporters, and Journalists	286	\$23.14	\$14.17	\$17.28	\$24.15	\$48,120
29-2033	Nuclear Medicine Technologists	90	\$44.42	\$41.22	\$45.06	\$48.82	\$92,400
29-1151	Nurse Anesthetists	167	\$110.09	\$87.88	\$99.33		\$228,978
29-1161	Nurse Midwives	150	\$55.51	\$48.04	\$58.50	\$69.37	\$115,454
29-1171	Nurse Practitioners	1,423	\$56.12	\$48.72	\$56.13	\$63.05	\$116,731
31-1131	Nursing Assistants	7,553	\$17.38	\$14.25	\$16.84	\$20.06	\$36,145
25-1072	Nursing Instructors and Teachers, Postsecondary	456					\$86,629
29-1218	Obstetricians and Gynecologists	149	\$111.98	\$89.16	\$101.74		\$232,921
19-5011	Occupational Health and Safety Specialists	878	\$40.97	\$31.55	\$39.39	\$47.55	\$85,230
19-5012	Occupational Health and Safety Technicians	195	\$32.65	\$25.21	\$31.43	\$38.84	\$67,896
29-1122	Occupational Therapists	811	\$45.31	\$38.43	\$46.08	\$54.02	\$94,249
31-2011	Occupational Therapy Assistants	246	\$31.62	\$28.32	\$31.10	\$35.23	\$65,770
43-9199	Office and Administrative Support Workers, All Other	3,875	\$20.54	\$15.88	\$19.95	\$24.53	\$42,711
43-9061	Office Clerks, General	19,987	\$19.31	\$15.22	\$18.30	\$22.50	\$40,171
43-9071	Office Machine Operators, Except Computer	423	\$19.36	\$14.89	\$18.23	\$23.29	\$40,263
47-2073	Operating Engineers and Other Construction Equipment Operators	2,728	\$31.41	\$26.72	\$30.90	\$36.52	\$65,332
15-2031	Operations Research Analysts	966	\$45.36	\$35.55	\$43.47	\$53.11	\$94,351
51-9083	Ophthalmic Laboratory Technicians	327	\$18.83	\$15.86	\$18.22	\$21.88	\$39,172
29-2057	Ophthalmic Medical Technicians	221	\$24.69	\$19.39	\$26.07	\$29.15	\$51,348
29-2081	Opticians, Dispensing	598	\$24.98	\$18.75	\$23.92	\$31.49	\$51,971
29-1041	Optometrists	218	\$56.98	\$40.68	\$51.34	\$62.29	\$118,509
43-4151	Order Clerks	1,023	\$18.92	\$15.70	\$18.38	\$21.91	\$39,352
31-1132	Orderlies	190	\$17.42	\$15.08	\$17.27	\$19.67	\$36,238
29-2091	Orthotists and Prosthetists	104	\$35.36	\$28.45	\$33.65	\$38.59	\$73,544
49-3053	Outdoor Power Equipment and Other Small Engine Mechanics	153	\$21.79	\$16.24	\$19.78	\$27.46	\$45,326
51-9111	Packaging and Filling Machine Operators and Tenders	2,505	\$17.38	\$13.79	\$15.85	\$19.75	\$36,150
53-7064	Packers and Packagers, Hand	3,777	\$15.13	\$13.03	\$14.39	\$16.07	\$31,461
47-2141	Painters, Construction and Maintenance	3,096	\$20.59	\$16.51	\$19.49	\$23.99	\$42,844

SOC code	Vancouver (WA) and Portland-Hillsboro (OR) MSA occupational title	Estimated employment	Average wage	Percentiles			Annual wage
				25th	50th	75th	
51-9123	Painting, Coating, and Decorating Workers	74	\$19.68	\$16.35	\$19.69	\$23.38	\$40,924
51-9196	Paper Goods Machine Setters, Operators, and Tenders	737	\$23.73	\$18.13	\$22.61	\$28.87	\$49,364
23-2011	Paralegals and Legal Assistants	3,241	\$30.78	\$23.05	\$29.44	\$36.73	\$64,014
53-6021	Parking Attendants	838	\$14.21	\$12.88	\$14.03	\$15.19	\$29,553
33-3041	Parking Enforcement Workers	89	\$25.92	\$22.77	\$27.64	\$30.63	\$53,914
41-2022	Parts Salespersons	2,100	\$19.73	\$14.43	\$17.83	\$24.22	\$41,039
53-3058	Passenger Vehicle Drivers, Except Bus Drivers, Transit and Intercity	5,291	\$17.52	\$14.01	\$17.43	\$20.65	\$36,459
51-4062	Patternmakers, Metal and Plastic	36	\$35.90	\$33.71	\$36.64	\$39.58	\$74,687
47-2071	Paving, Surfacing, and Tamping Equipment Operators		\$28.69	\$26.47	\$28.59	\$30.69	\$59,676
43-3051	Payroll and Timekeeping Clerks	1,228	\$25.33	\$21.14	\$25.41	\$29.65	\$52,687
29-1221	Pediatricians, General	301	\$86.16	\$64.00	\$81.46	\$99.83	\$179,203
13-2052	Personal Financial Advisors	1,623	\$57.68	\$26.83	\$39.19	\$75.09	\$119,966
11-9198	Personal Svc. Mgrs, Entmt. & Recr. Mgrs., Exc. Gambling & Mgrs., All Other	5,938	\$51.05	\$33.74	\$48.46	\$64.03	\$106,191
39-1098	Personal Svcs. & Entmt. & Recr. Supervisors, Except Gambling Services	1,226	\$21.29	\$15.63	\$18.89	\$26.13	\$44,282
37-2021	Pest Control Workers	398	\$21.29	\$17.24	\$19.81	\$24.63	\$44,293
37-3012	Pesticide Handlers, Sprayers, and Applicators, Vegetation		\$26.63	\$23.11	\$25.88	\$29.62	\$55,397
51-8093	Petroleum Pump System Operators, Refinery Operators, and Gaugers	57	\$36.55	\$34.14	\$36.89	\$39.63	\$76,019
29-1051	Pharmacists	2,685	\$67.04	\$60.88	\$70.23	\$77.56	\$139,438
31-9095	Pharmacy Aides	263	\$17.51	\$14.30	\$17.06	\$19.19	\$36,433
29-2052	Pharmacy Technicians	2,929	\$21.16	\$17.92	\$21.09	\$24.19	\$44,014
25-1126	Philosophy and Religion Teachers, Postsecondary	238					\$75,843
31-9097	Phlebotomists	1,272	\$20.80	\$17.82	\$20.17	\$23.84	\$43,263
27-4021	Photographers	497	\$18.44	\$13.87	\$16.05	\$19.02	\$38,345
51-9151	Photographic Process Workers and Processing Machine Operators	85	\$27.15	\$21.92	\$27.03	\$32.61	\$56,463
19-2099	Physical Scientists, All Other	169	\$43.04	\$30.48	\$43.42	\$53.47	\$89,520
31-2022	Physical Therapist Aides	222	\$14.91	\$12.95	\$14.14	\$15.71	\$31,015
31-2021	Physical Therapist Assistants	473	\$30.45	\$27.73	\$30.49	\$33.83	\$63,328
29-1123	Physical Therapists	1,682	\$43.17	\$36.94	\$43.35	\$49.62	\$89,796
29-1071	Physician Assistants	780	\$56.82	\$46.59	\$56.31	\$66.00	\$118,192
29-1228	Physicians, All Other and Ophthalmologists, Except Pediatric	3,503	\$80.84	\$34.65	\$68.71		\$168,141
19-2012	Physicists	38					
25-1054	Physics Teachers, Postsecondary	88					\$92,257
47-2072	Pile Driver Operators	64	\$40.76	\$36.71	\$40.60	\$45.51	\$84,781
47-2151	Pipelayers	243	\$31.37	\$21.27	\$29.74	\$43.65	\$65,250
51-8099	Plant and System Operators, All Other	81	\$29.41	\$23.35	\$28.15	\$33.12	\$61,176
47-2161	Plasterers and Stucco Masons	158	\$27.64	\$21.18	\$24.55	\$34.85	\$57,493
51-4193	Plating Machine Setters, Operators, and Tenders, Metal and Plastic	432	\$19.18	\$15.25	\$17.91	\$21.42	\$39,879
47-2152	Plumbers, Pipefitters, and Steamfitters	4,211	\$37.85	\$25.84	\$38.33	\$48.97	\$78,724
29-1081	Podiatrists	48	\$64.65	\$36.00	\$52.22	\$82.44	\$134,474
33-3051	Police and Sheriff's Patrol Officers	2,596	\$39.78	\$34.94	\$39.85	\$46.31	\$82,755
25-1065	Political Science Teachers, Postsecondary	169					\$85,036
43-5051	Postal Service Clerks	413	\$26.07	\$22.33	\$29.91	\$29.92	\$54,224
43-5052	Postal Service Mail Carriers	2,321	\$25.29	\$18.74	\$23.81	\$31.71	\$52,606
43-5053	Postal Service Mail Sorters, Processors, and Processing Machine Operators	1,003	\$23.83	\$17.61	\$23.28	\$29.91	\$49,564
11-9131	Postmasters and Mail Superintendents	59	\$39.75	\$35.15	\$37.19	\$42.51	\$82,672

SOC code	Vancouver (WA) and Portland-Hillsboro (OR) MSA occupational title	Estimated employment	Average wage	Percentiles			Annual wage
				25th	50th	75th	
51-4052	Pourers and Casters, Metal	67	\$21.41	\$15.87	\$19.60	\$27.89	\$44,519
51-8012	Power Distributors and Dispatchers	187	\$53.76	\$46.24	\$53.52	\$61.62	\$111,810
49-9069	Precision Instrument and Equipment Repairers, All Other	237	\$29.24	\$23.89	\$29.10	\$35.14	\$60,813
51-5111	Prepress Technicians and Workers	220	\$23.37	\$18.17	\$22.19	\$26.34	\$48,596
25-2011	Preschool Teachers, Except Special Education	4,520	\$16.57	\$13.01	\$15.28	\$18.60	\$34,464
51-6021	Pressers, Textile, Garment, and Related Materials	186	\$13.83	\$12.86	\$13.83	\$14.84	\$28,764
51-5113	Print Binding and Finishing Workers	191	\$17.98	\$13.87	\$16.83	\$21.64	\$37,400
51-5112	Printing Press Operators	1,468	\$20.50	\$16.73	\$19.43	\$24.02	\$42,634
33-9021	Private Detectives and Investigators	108	\$31.16	\$25.00	\$31.03	\$36.47	\$64,812
21-1092	Probation Officers and Correctional Treatment Specialists	749	\$32.85	\$28.64	\$32.60	\$37.51	\$68,325
43-3061	Procurement Clerks	403	\$21.91	\$18.04	\$21.64	\$25.25	\$45,569
27-2012	Producers and Directors	1,034	\$36.25	\$21.37	\$30.64	\$44.74	\$75,403
51-9199	Production Workers, All Other	3,915	\$18.79	\$14.32	\$17.73	\$21.88	\$39,070
43-5061	Production, Planning, and Expediting Clerks	2,789	\$26.50	\$19.99	\$24.85	\$31.13	\$55,105
13-1198	Project Mgmt. Specialists and Business Operations Specialists, All Other	15,427	\$37.69	\$27.04	\$35.43	\$46.51	\$78,406
43-9081	Proofreaders and Copy Markers	33	\$23.05	\$14.86	\$19.46	\$29.50	\$47,925
13-2020	Property Appraisers and Assessors	341	\$38.29	\$30.34	\$38.26	\$46.21	\$79,658
11-9141	Property, Real Estate, and Community Association Managers		\$30.83	\$19.68	\$26.00	\$35.62	\$64,132
33-0000	Protective Service Occupations	19,198	\$27.50	\$14.62	\$22.71	\$39.19	\$57,210
31-1133	Psychiatric Aides	265	\$19.16	\$17.03	\$18.44	\$22.25	\$39,863
29-1223	Psychiatrists	134	\$108.59	\$59.63			\$225,863
19-3039	Psychologists, All Other	97	\$41.38	\$24.25	\$47.03	\$53.08	\$86,067
25-1066	Psychology Teachers, Postsecondary	320					\$81,113
11-2030	Public Relations and Fundraising Managers	1,071	\$50.81	\$33.96	\$46.71	\$63.56	\$105,692
27-3031	Public Relations Specialists	2,507	\$34.46	\$24.47	\$31.46	\$41.86	\$71,675
43-5031	Public Safety Telecommunicators	374	\$30.70	\$24.73	\$31.07	\$37.13	\$63,852
53-7072	Pump Operators, Except Wellhead Pumpers		\$33.95	\$25.79	\$36.78	\$40.33	\$70,625
11-3061	Purchasing Managers	1,109	\$55.30	\$39.48	\$52.29	\$67.83	\$115,038
29-1124	Radiation Therapists	127	\$53.43	\$43.34	\$54.84	\$62.69	\$111,134
49-2021	Radio, Cellular, and Tower Equipment Installers and Repairers	104	\$31.78	\$24.10	\$29.45	\$40.79	\$66,098
29-2034	Radiologic Technologists and Technicians	1,090	\$38.79	\$32.88	\$38.55	\$45.32	\$80,684
49-3043	Rail Car Repairers	195	\$33.56	\$30.06	\$35.17	\$38.53	\$69,798
47-4061	Rail-Track Laying and Maintenance Equipment Operators	82	\$33.44	\$31.00	\$34.75	\$38.02	\$69,545
41-9021	Real Estate Brokers	694	\$49.55	\$26.62	\$31.17	\$41.01	\$103,060
41-9022	Real Estate Sales Agents	1,636	\$26.03	\$16.58	\$19.44	\$28.80	\$54,149
43-4171	Receptionists and Information Clerks	8,459	\$16.55	\$13.89	\$16.05	\$18.78	\$34,435
25-1193	Recreation and Fitness Studies Teachers, Postsecondary	166					\$84,464
39-9032	Recreation Workers	2,564	\$17.19	\$13.32	\$15.88	\$19.67	\$35,764
29-1125	Recreational Therapists	42	\$26.26	\$18.25	\$24.16	\$35.38	\$54,627
49-3092	Recreational Vehicle Service Technicians	150	\$19.69	\$16.66	\$18.72	\$22.32	\$40,941
53-7081	Refuse and Recyclable Material Collectors	1,023	\$22.79	\$18.03	\$22.49	\$28.54	\$47,398
29-1141	Registered Nurses	22,102	\$46.85	\$41.13	\$47.36	\$54.65	\$97,467
21-1015	Rehabilitation Counselors	565	\$24.93	\$17.87	\$22.70	\$30.52	\$51,859
21-2099	Religious Workers, All Other	255	\$16.29	\$13.53	\$16.50	\$18.52	\$33,881
43-4181	Reservation and Transportation Ticket Agents and Travel Clerks	671	\$23.42	\$16.14	\$21.49	\$31.46	\$48,724

SOC code	Vancouver (WA) and Portland-Hillsboro (OR) MSA occupational title	Estimated employment	Average wage	Percentiles			Annual wage
				25th	50th	75th	
39-9041	Residential Advisors	629	\$17.19	\$12.94	\$17.33	\$20.19	\$35,764
29-1126	Respiratory Therapists	730	\$35.40	\$31.08	\$35.45	\$39.35	\$73,636
41-2031	Retail Salespersons	32,809	\$15.84	\$12.82	\$14.30	\$16.49	\$32,937
49-9096	Riggers	139	\$31.45	\$25.62	\$29.66	\$37.44	\$65,413
51-4023	Rolling Machine Setters, Operators, and Tenders, Metal and Plastic	366	\$23.26	\$17.34	\$21.99	\$28.00	\$48,381
47-2181	Roofers	2,102	\$24.81	\$18.10	\$24.32	\$31.85	\$51,590
53-5011	Sailors and Marine Oilers	223	\$27.07	\$20.66	\$25.35	\$35.05	\$56,316
41-9099	Sales and Related Workers, All Other		\$22.24	\$14.20	\$18.20	\$25.85	\$46,266
41-9031	Sales Engineers	842	\$58.88	\$43.62	\$55.18	\$73.47	\$122,460
11-2022	Sales Managers	4,711	\$64.72	\$43.89	\$59.84	\$77.98	\$134,627
41-3091	Sales Reps. of Svcs., Exc. Advertising, Insurance, Financial Svcs., & Travel	7,860	\$33.09	\$20.64	\$29.09	\$39.61	\$68,831
41-4012	Sales Reps./Wholesale/Manufacturing, Exc. Technical/Scientific Products	13,746	\$38.47	\$22.98	\$31.70	\$46.50	\$80,005
41-4011	Sales Reps./Wholesale/Manufacturing, Technical/Scientific Products	2,622	\$54.28	\$35.23	\$45.42	\$63.26	\$112,911
51-7041	Sawing Machine Setters, Operators, and Tenders, Wood	900	\$17.71	\$14.44	\$17.00	\$20.94	\$36,847
33-9098	School Bus Monitors and Protective Service Workers, All Other	902	\$21.49	\$16.59	\$20.40	\$25.20	\$44,684
25-2031	Secondary School Teachers, Exc. Special and Career/Technical Education	5,424					\$79,336
43-6014	Secretaries and Admin. Assistants, Except Legal, Medical, and Executive	17,475	\$21.36	\$17.41	\$20.93	\$24.92	\$44,412
41-3031	Securities, Commodities, and Financial Services Sales Agents	3,489	\$35.02	\$20.40	\$28.27	\$38.66	\$72,830
49-2098	Security and Fire Alarm Systems Installers	504	\$28.07	\$21.28	\$28.82	\$34.95	\$58,390
33-9032	Security Guards	6,588	\$15.74	\$12.83	\$14.38	\$16.56	\$32,735
25-3021	Self-Enrichment Teachers	1,775	\$24.20	\$16.79	\$23.02	\$30.38	\$50,337
51-9141	Semiconductor Processing Technicians	3,927	\$19.77	\$15.48	\$18.57	\$23.22	\$41,118
51-9012	Separating & Filtering Machine Setters/Operators/Tenders	827	\$21.24	\$16.90	\$19.10	\$24.77	\$44,171
47-4071	Septic Tank Servicers and Sewer Pipe Cleaners	272	\$25.70	\$21.59	\$25.81	\$30.18	\$53,465
27-1027	Set and Exhibit Designers	114	\$34.81	\$27.91	\$34.70	\$41.48	\$72,411
51-6051	Sewers, Hand	47	\$20.14	\$15.54	\$17.99	\$25.90	\$41,887
51-6031	Sewing Machine Operators	1,144	\$15.03	\$12.84	\$14.51	\$16.71	\$31,264
47-2211	Sheet Metal Workers	2,381	\$30.89	\$20.15	\$28.33	\$41.72	\$64,250
53-5031	Ship Engineers		\$35.50	\$28.05	\$36.12	\$44.11	\$73,850
43-5071	Shipping, Receiving, and Inventory Clerks	5,813	\$19.55	\$15.65	\$18.36	\$22.87	\$40,673
51-6041	Shoe and Leather Workers and Repairers	56	\$15.71	\$13.82	\$15.43	\$17.78	\$32,677
39-5094	Skincare Specialists	965	\$21.10	\$13.29	\$16.10	\$25.22	\$43,870
51-3023	Slaughterers and Meat Packers	150	\$15.92	\$13.83	\$15.10	\$17.22	\$33,108
11-9151	Social and Community Service Managers	1,937	\$32.81	\$22.57	\$30.86	\$40.21	\$68,255
21-1093	Social and Human Service Assistants	2,745	\$19.52	\$15.82	\$19.00	\$23.05	\$40,603
19-4061	Social Science Research Assistants	72	\$27.15	\$19.73	\$27.99	\$32.04	\$56,466
25-1069	Social Sciences Teachers, Postsecondary, All Other	129					\$91,001
19-3099	Social Scientists and Related Workers, All Other	232	\$39.61	\$33.07	\$39.46	\$45.91	\$82,380
25-1113	Social Work Teachers, Postsecondary	216					\$77,988
21-1029	Social Workers, All Other	1,080	\$28.03	\$22.27	\$27.97	\$31.93	\$58,304
25-1067	Sociology Teachers, Postsecondary	86					\$83,861
15-1256	Software Developers and Software Quality Assur. Analysts and Testers	15,706	\$53.14	\$41.74	\$52.49	\$64.43	\$110,521
19-1013	Soil and Plant Scientists	175	\$48.20	\$34.23	\$41.15	\$60.26	\$100,266
27-4014	Sound Engineering Technicians	197	\$23.94	\$17.30	\$19.57	\$24.42	\$49,806
25-2059	Special Education Teachers, All Other	568					\$92,411

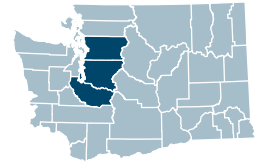
SOC code	Vancouver (WA) and Portland-Hillsboro (OR) MSA occupational title	Estimated employment	Average wage	Percentiles			Annual wage
				25th	50th	75th	
25-2052	Special Education Teachers, Kindergarten and Elementary School	1,260					\$82,380
25-2057	Special Education Teachers, Middle School	341					\$77,651
25-2051	Special Education Teachers, Preschool						\$86,874
25-2058	Special Education Teachers, Secondary School	595					\$81,420
27-1014	Special Effects Artists and Animators	544	\$41.53	\$26.58	\$36.26	\$55.83	\$86,374
29-1127	Speech-Language Pathologists	969	\$43.35	\$32.50	\$39.49	\$47.97	\$90,163
51-8021	Stationary Engineers and Boiler Operators	81	\$34.42	\$30.14	\$34.75	\$38.74	\$71,583
15-2041	Statisticians	376	\$41.76	\$33.25	\$39.55	\$49.25	\$86,844
53-7065	Stockers and Order Fillers	20,146	\$16.69	\$13.38	\$15.64	\$19.07	\$34,716
47-2221	Structural Iron and Steel Workers	861	\$36.59	\$28.24	\$36.30	\$44.95	\$76,097
51-2041	Structural Metal Fabricators and Fitters	1,147	\$25.12	\$19.27	\$24.70	\$29.92	\$52,233
21-1018	Substance Abuse, Behavioral Disorder, and Mental Health Counselors	3,619	\$31.59	\$22.32	\$28.49	\$37.76	\$65,720
25-3031	Substitute Teachers, Short-Term	3,786	\$20.98	\$18.96	\$21.46	\$23.53	\$43,647
29-1248	Surgeons, Except Ophthalmologists	125					
29-2055	Surgical Technologists	766	\$30.71	\$27.08	\$30.74	\$35.23	\$63,892
19-3022	Survey Researchers	155					
17-3031	Surveying and Mapping Technicians	591	\$28.04	\$24.45	\$28.06	\$31.68	\$58,325
17-1022	Surveyors	451	\$35.74	\$28.78	\$34.95	\$42.32	\$74,341
43-2011	Switchboard Operators, Including Answering Service	624	\$19.93	\$17.33	\$20.58	\$23.20	\$41,451
51-6052	Tailors, Dressmakers, and Custom Sewers		\$16.96	\$13.83	\$14.95	\$16.93	\$35,279
47-2082	Tapers	382	\$34.93	\$29.03	\$35.69	\$41.82	\$72,656
13-2081	Tax Examiners and Collectors, and Revenue Agents	123	\$39.28	\$29.55	\$37.12	\$49.90	\$81,705
13-2082	Tax Preparers	560	\$26.41	\$21.89	\$26.10	\$30.14	\$54,938
25-9045	Teaching Assistants, Except Postsecondary	12,165					\$35,516
25-9044	Teaching Assistants, Postsecondary	164					\$41,491
27-3042	Technical Writers	759	\$35.24	\$25.43	\$33.69	\$42.89	\$73,299
49-2022	Telecommunications Equipment Installers and Repairers, Exc. Line Installers	1,093	\$31.09	\$25.03	\$32.77	\$37.29	\$64,657
49-9052	Telecommunications Line Installers and Repairers	439	\$28.96	\$22.71	\$28.76	\$35.31	\$60,230
41-9041	Telemarketers	1,218	\$17.56	\$15.28	\$17.39	\$19.76	\$36,519
43-3071	Tellers	2,918	\$16.06	\$14.13	\$16.09	\$18.19	\$33,411
51-6062	Textile Cutting Machine Setters, Operators, and Tenders	113	\$13.69	\$12.60	\$13.67	\$14.79	\$28,467
51-6099	Textile, Apparel, and Furnishings Workers, All Other		\$15.45	\$13.70	\$14.99	\$17.04	\$32,124
29-1129	Therapists, All Other	217	\$24.01	\$14.16	\$17.68	\$32.08	\$49,959
47-2044	Tile and Stone Setters	324	\$26.21	\$22.78	\$26.85	\$29.85	\$54,515
49-3093	Tire Repairers and Changers	1,172	\$18.89	\$14.81	\$17.86	\$21.97	\$39,305
23-2093	Title Examiners, Abstractors, and Searchers	385	\$34.64	\$25.36	\$33.14	\$40.31	\$72,053
51-4111	Tool and Die Makers	422	\$32.79	\$25.08	\$33.40	\$42.27	\$68,213
51-4194	Tool Grinders, Filers, and Sharpeners	143	\$24.66	\$16.83	\$22.99	\$31.09	\$51,290
39-7010	Tour and Travel Guides	374	\$17.90	\$13.56	\$17.36	\$19.83	\$37,227
11-3131	Training and Development Managers	308	\$53.60	\$41.22	\$51.86	\$64.04	\$111,495
13-1151	Training and Development Specialists	2,904	\$33.76	\$22.98	\$31.45	\$41.38	\$70,220
53-6051	Transportation Inspectors	155	\$43.60	\$31.47	\$42.74	\$55.43	\$90,700
33-9093	Transportation Security Screeners	422	\$20.25	\$17.33	\$20.00	\$21.74	\$42,119
11-3071	Transportation, Storage, and Distribution Managers	1,492	\$46.68	\$33.47	\$43.50	\$56.20	\$97,099
53-1047	Transportation/Material Moving Supervisors/No Cargo Handlers	3,343	\$29.57	\$21.44	\$28.07	\$35.87	\$61,511

SOC code	Vancouver (WA) and Portland-Hillsboro (OR) MSA occupational title	Estimated employment	Average wage	Percentiles			Annual wage
				25th	50th	75th	
41-3041	Travel Agents	493	\$22.15	\$16.09	\$20.83	\$26.83	\$46,079
37-3013	Tree Trimmers and Pruners		\$19.88	\$15.97	\$20.50	\$23.49	\$41,336
25-3097	Tutors and Teachers and Instructors, All Other	1,977					\$51,583
27-2023	Umpires, Referees, and Other Sports Officials	94					\$27,855
51-6093	Upholsterers	352	\$16.54	\$13.75	\$14.99	\$17.94	\$34,398
19-3051	Urban and Regional Planners	669	\$43.04	\$35.88	\$42.51	\$49.26	\$89,530
39-3031	Ushers, Lobby Attendants, and Ticket Takers	634	\$13.02	\$12.24	\$12.56	\$13.81	\$27,091
29-1131	Veterinarians	947	\$62.77	\$39.99	\$53.76	\$81.64	\$130,551
31-9096	Veterinary Assistants and Laboratory Animal Caretakers	1,480	\$16.66	\$14.47	\$16.82	\$18.87	\$34,631
29-2056	Veterinary Technologists and Technicians	838	\$18.66	\$15.92	\$17.90	\$20.06	\$38,825
35-3031	Waiters and Waitresses	19,413	\$15.29	\$12.27	\$12.97	\$15.10	\$31,788
51-8031	Water and Wastewater Treatment Plant and System Operators	432	\$32.52	\$28.20	\$33.42	\$38.14	\$67,660
15-1257	Web Developers and Digital Interface Designers	2,054	\$46.86	\$28.13	\$39.25	\$55.29	\$97,477
43-5111	Weighers, Measurers, Checkers, and Samplers, Recordkeeping	441	\$19.52	\$16.41	\$19.19	\$22.81	\$40,612
51-4121	Welders, Cutters, Solderers, and Brazers	3,526	\$25.09	\$20.83	\$24.24	\$28.85	\$52,182
51-4122	Welding, Soldering, and Brazing Machine Setters, Operators, and Tenders	174	\$23.98	\$19.32	\$23.69	\$28.81	\$49,887
49-9081	Wind Turbine Service Technicians		\$28.14	\$23.36	\$27.44	\$33.41	\$58,544
51-7099	Woodworkers, All Other	251	\$16.00	\$13.37	\$15.31	\$18.39	\$33,292
51-7042	Woodworking Machine Setters, Operators, and Tenders, Except Sawing	599	\$18.79	\$16.00	\$18.17	\$21.04	\$39,070
43-9022	Word Processors and Typists		\$22.38	\$18.57	\$21.89	\$25.47	\$46,552
27-3043	Writers and Authors	555	\$36.37	\$24.67	\$31.76	\$40.88	\$75,649
19-1023	Zoologists and Wildlife Biologists	296	\$40.61	\$34.03	\$39.27	\$47.20	\$84,474

Seattle-Tacoma-Bellevue, Washington MSA

2020 Occupational Employment and Wage Estimates

Includes King, Pierce and Snohomish counties



SOC code	Seattle-Tacoma-Bellevue, Washington MSA occupational title	Estimated employment	Average wage	Percentiles			Annual wage
				25th	50th	75th	
13-2011	Accountants and Auditors	22,644	\$42.30	\$29.99	\$37.73	\$49.05	\$87,987
27-2011	Actors	501	\$23.03	\$15.07	\$23.79	\$27.60	
15-2011	Actuaries	383	\$65.88	\$48.14	\$65.10	\$79.89	\$137,038
29-1298	Acupuncturists & Healthcare Diagnosing or Treating Practitioners, All Other	868	\$37.62	\$26.80	\$32.59	\$44.41	\$78,253
51-9191	Adhesive Bonding Machine Operators and Tenders	394					
23-1021	Administrative Law Judges, Adjudicators, and Hearing Officers	162	\$57.07	\$47.18	\$54.21	\$64.97	\$118,692
11-3010	Administrative Services and Facilities Managers	3,266	\$63.01	\$46.74	\$58.61	\$75.16	\$131,074
25-3011	Adult Literacy, Remedial Ed, GED Teachers/Instructors	1,235	\$27.11	\$23.15	\$27.49	\$31.76	\$56,384
11-2011	Advertising and Promotions Managers	332	\$73.51	\$55.07	\$69.50	\$83.29	\$152,892
41-3011	Advertising Sales Agents	2,892	\$34.84	\$20.47	\$26.95	\$43.09	\$72,466
17-3021	Aerospace Engineering and Operations Technologists and Technicians	399	\$48.11	\$32.47	\$45.63	\$56.68	\$100,071
13-1011	Agents and Business Managers of Artists, Performers, and Athletes	80	\$52.92	\$31.09	\$38.92	\$58.94	\$110,070
19-4010	Agricultural and Food Science Technicians		\$22.26	\$17.33	\$22.03	\$26.85	\$46,302
45-2011	Agricultural Inspectors	103	\$31.57	\$26.49	\$31.96	\$35.56	\$65,672
45-2099	Agricultural Workers, All Other		\$17.90	\$12.63	\$15.03	\$20.00	\$37,240
53-1041	Aircraft Cargo Handling Supervisors		\$28.89	\$19.98	\$23.57	\$35.92	\$60,080
49-3011	Aircraft Mechanics and Service Technicians	5,481	\$34.82	\$23.79	\$34.58	\$46.26	\$72,426
53-6098	Aircraft Service Attendants and Transportation Workers, All Other	1,031	\$23.66	\$17.45	\$19.24	\$24.86	\$49,213
53-2022	Airfield Operations Specialists	105	\$36.11	\$29.39	\$34.79	\$45.11	\$75,105
53-2011	Airline Pilots, Copilots, and Flight Engineers	2,730					\$250,222
53-3011	Ambulance Drivers and Attendants, Exc. Emergency Medical Technicians	16	\$17.94	\$15.53	\$17.82	\$20.13	\$37,319
39-3091	Amusement and Recreation Attendants	4,607	\$15.46	\$13.20	\$14.47	\$16.41	\$32,159
29-1211	Anesthesiologists	742	\$125.66				\$261,358
39-2021	Animal Caretakers	2,558	\$15.85	\$13.35	\$14.93	\$17.02	\$32,972
33-9011	Animal Control Workers		\$27.33	\$22.81	\$27.19	\$32.16	\$56,829
39-2011	Animal Trainers	155	\$22.49	\$14.69	\$22.01	\$28.03	\$46,775
19-3091	Anthropologists and Archeologists	87	\$38.26	\$25.78	\$37.71	\$49.56	\$79,581
25-1061	Anthropology and Archeology Teachers, Postsecondary						\$84,392
17-1011	Architects, Except Landscape and Naval	3,567	\$41.24	\$31.14	\$38.54	\$48.31	\$85,761
17-3011	Architectural and Civil Drafters	1,328	\$31.36	\$25.62	\$30.20	\$37.04	\$65,220
11-9041	Architectural and Engineering Managers	3,009	\$80.83	\$66.45	\$78.43	\$94.03	\$168,124
25-4011	Archivists	92	\$30.33	\$22.42	\$28.67	\$37.47	\$63,075
25-1062	Area, Ethnic, and Cultural Studies Teachers, Postsecondary	78					\$83,973
27-1011	Art Directors	561	\$52.79	\$41.50	\$50.88	\$61.50	\$109,796
25-1121	Art, Drama, and Music Teachers, Postsecondary						\$72,870
27-2021	Athletes and Sports Competitors	98					
29-9091	Athletic Trainers	544					\$51,593
19-2021	Atmospheric and Space Scientists	105	\$42.59	\$29.98	\$40.31	\$50.80	\$88,601
25-1051	Atmospheric, Earth, Marine, and Space Sciences Teachers, Postsecondary						\$111,563
27-4011	Audio and Video Technicians	1,280	\$35.32	\$23.64	\$30.52	\$44.87	\$73,463

SOC code	Seattle-Tacoma-Bellevue, Washington MSA occupational title	Estimated employment	Average wage	Percentiles			Annual wage
				25th	50th	75th	
29-1181	Audiologists	271	\$47.35	\$37.98	\$45.22	\$56.24	\$98,498
49-2097	Audiovisual Equipment Installers and Repairers	181	\$25.60	\$19.21	\$23.85	\$32.48	\$53,228
53-6031	Automotive and Watercraft Service Attendants	1,075	\$18.43	\$15.48	\$18.01	\$20.33	\$38,325
49-3021	Automotive Body and Related Repairers	1,125	\$32.38	\$17.64	\$23.31	\$38.54	\$67,366
49-3022	Automotive Glass Installers and Repairers	340	\$21.24	\$15.79	\$21.61	\$26.44	\$44,181
49-3023	Automotive Service Technicians and Mechanics	6,691	\$25.35	\$19.27	\$24.74	\$30.69	\$52,737
49-2091	Avionics Technicians	2,987					
39-6011	Baggage Porters and Bellhops	545	\$16.29	\$13.41	\$16.36	\$18.29	\$33,869
33-3011	Bailiffs	108	\$33.81	\$30.72	\$34.05	\$38.32	\$70,312
51-3011	Bakers	3,287	\$18.19	\$14.60	\$17.13	\$19.83	\$37,840
39-5011	Barbers		\$32.47	\$25.17	\$32.43	\$40.66	\$67,521
35-3011	Bartenders	8,821	\$21.02	\$14.36	\$19.15	\$25.16	\$43,726
49-3091	Bicycle Repairers	213	\$17.15	\$15.57	\$17.30	\$19.00	\$35,676
43-3011	Bill and Account Collectors	1,874	\$23.00	\$15.03	\$19.48	\$26.52	\$47,853
43-3021	Billing and Posting Clerks	6,093	\$23.81	\$19.91	\$23.39	\$27.78	\$49,533
19-1021	Biochemists and Biophysicists	362	\$43.07	\$26.49	\$34.44	\$46.36	\$89,591
17-2031	Bioengineers and Biomedical Engineers	548	\$46.64	\$34.50	\$41.64	\$54.69	\$97,017
25-1042	Biological Science Teachers, Postsecondary	474					\$101,553
19-1029	Biological Scientists, All Other	830	\$46.85	\$30.10	\$40.37	\$51.61	\$97,457
19-4021	Biological Technicians	2,200	\$24.56	\$19.49	\$23.38	\$28.94	\$51,072
43-3031	Bookkeeping, Accounting, and Auditing Clerks	17,392	\$24.03	\$19.58	\$23.40	\$28.23	\$49,973
47-2021	Brickmasons and Blockmasons	675	\$37.68	\$29.55	\$40.38	\$46.50	\$78,374
53-6011	Bridge and Lock Tenders	56	\$30.54	\$22.57	\$31.99	\$35.41	\$63,533
27-3011	Broadcast Announcers and Radio Disc Jockeys	329	\$40.35	\$18.68	\$24.69	\$39.31	\$83,933
27-4012	Broadcast Technicians	240	\$26.04	\$17.03	\$25.89	\$34.43	\$54,167
43-4011	Brokerage Clerks	403	\$28.13	\$23.01	\$27.40	\$32.15	\$58,495
13-2031	Budget Analysts	562	\$38.86	\$31.14	\$37.77	\$45.79	\$80,829
49-3031	Bus and Truck Mechanics and Diesel Engine Specialists	3,602	\$31.06	\$24.72	\$30.07	\$37.38	\$64,585
53-3052	Bus Drivers, Transit and Intercity	3,665	\$30.73	\$26.93	\$32.01	\$35.95	\$63,927
25-1011	Business Teachers, Postsecondary						\$111,624
51-3021	Butchers and Meat Cutters	2,022	\$20.91	\$17.09	\$21.27	\$24.61	\$43,495
13-1020	Buyers and Purchasing Agents	11,166	\$38.07	\$27.64	\$36.03	\$47.00	\$79,190
51-7011	Cabinetmakers and Bench Carpenters	1,159	\$22.04	\$17.06	\$20.83	\$25.92	\$45,841
17-3098	Calibration & Engineering Technologists & Techs., Exc. Drafters, All Other	939	\$34.28	\$25.94	\$31.56	\$42.11	\$71,307
49-9061	Camera and Photographic Equipment Repairers		\$48.54	\$51.56	\$55.78	\$60.02	\$100,946
27-4031	Camera Operators, Television, Video, and Film	176	\$30.83	\$22.32	\$32.24	\$38.87	\$64,116
53-5021	Captains, Mates, and Pilots of Water Vessels	1,803	\$50.25	\$33.99	\$44.61	\$58.84	\$104,523
29-2031	Cardiovascular Technologists and Technicians	522	\$31.87	\$22.12	\$29.26	\$41.52	\$66,282
25-2023	Career/Technical Education Teachers, Middle School	206					\$77,753
25-1194	Career/Technical Education Teachers, Postsecondary	2,713	\$38.98	\$24.79	\$30.95	\$46.60	\$81,072
25-2032	Career/Technical Education Teachers, Secondary School	1,204					\$73,095
43-5011	Cargo and Freight Agents	1,686	\$26.80	\$20.18	\$24.17	\$30.32	\$55,760
47-2031	Carpenters	15,459	\$33.87	\$26.94	\$31.43	\$42.07	\$70,462
47-2041	Carpet Installers	610	\$22.36	\$18.34	\$22.07	\$25.26	\$46,511
17-1021	Cartographers and Photogrammetrists	200	\$44.36	\$36.44	\$42.99	\$50.80	\$92,278

SOC code	Seattle-Tacoma-Bellevue, Washington MSA occupational title	Estimated employment	Average wage	Percentiles			Annual wage
				25th	50th	75th	
41-2011	Cashiers	34,610	\$15.93	\$13.38	\$14.93	\$17.48	\$33,145
47-2051	Cement Masons and Concrete Finishers	2,693	\$37.16	\$27.80	\$40.69	\$46.37	\$77,282
35-1011	Chefs and Head Cooks	1,048	\$32.70	\$24.04	\$29.69	\$37.18	\$68,025
17-2041	Chemical Engineers	84	\$42.55	\$32.41	\$39.71	\$53.84	\$88,519
51-9011	Chemical Equipment Operators and Tenders	689	\$23.49	\$19.21	\$22.87	\$26.89	\$48,863
19-4031	Chemical Technicians	217	\$22.34	\$18.19	\$21.84	\$25.12	\$46,466
25-1052	Chemistry Teachers, Postsecondary						\$82,901
19-2031	Chemists	791	\$38.64	\$27.51	\$37.04	\$51.02	\$80,388
11-1011	Chief Executives	1,917	\$120.02	\$91.16			\$249,625
21-1021	Child, Family, and School Social Workers	3,800	\$27.83	\$21.75	\$27.40	\$33.38	\$57,896
39-9011	Childcare Workers	4,024	\$16.28	\$13.97	\$16.43	\$18.45	\$33,848
29-1011	Chiropractors	662					
17-3022	Civil Engineering Technologists and Technicians	694	\$34.97	\$29.73	\$34.24	\$39.77	\$72,737
17-2051	Civil Engineers	6,865	\$47.46	\$36.53	\$44.90	\$55.96	\$98,713
13-1031	Claims Adjusters, Examiners, and Investigators	3,530	\$38.71	\$29.59	\$37.41	\$45.44	\$80,514
53-7061	Cleaners of Vehicles and Equipment	4,653	\$16.96	\$14.27	\$16.54	\$18.90	\$35,297
51-9192	Cleaning, Washing, and Metal Pickling Equipment Operators and Tenders	44	\$17.67	\$15.00	\$17.42	\$19.67	\$36,765
21-2011	Clergy	400	\$34.46	\$28.49	\$33.45	\$39.57	\$71,685
29-2010	Clinical Laboratory Technologists and Technicians	4,459	\$30.23	\$21.99	\$29.56	\$38.05	\$62,891
19-3031	Clinical, Counseling, and School Psychologists	1,383	\$39.48	\$28.93	\$38.65	\$48.09	\$82,125
27-2022	Coaches and Scouts	7,504					\$46,149
51-9124	Coating, Painting, and Spraying Machine Setters, Operators, and Tenders	2,839	\$26.41	\$17.74	\$21.93	\$30.98	\$54,927
51-2021	Coil Winders, Tapers, and Finishers		\$17.88	\$14.56	\$16.94	\$19.64	\$37,185
49-9091	Coin, Vending, and Amusement Machine Servicers and Repairers	442	\$23.52	\$14.36	\$20.35	\$30.17	\$48,935
27-1021	Commercial and Industrial Designers	308	\$42.57	\$30.59	\$41.60	\$53.39	\$88,549
53-2012	Commercial Pilots	672					\$119,776
25-1122	Communications Teachers, Postsecondary						\$65,659
21-1099	Community and Social Service Specialists, All Other	1,251	\$25.62	\$19.10	\$24.29	\$30.01	\$53,279
21-1094	Community Health Workers	1,682	\$20.25	\$16.73	\$18.37	\$21.83	\$42,104
11-3111	Compensation and Benefits Managers	239	\$76.76	\$56.09	\$69.85	\$91.17	\$159,653
13-1141	Compensation, Benefits, and Job Analysis Specialists	1,261	\$42.27	\$31.78	\$38.74	\$51.79	\$87,926
15-1221	Computer and Information Research Scientists	1,753	\$68.69	\$64.37	\$70.67	\$77.08	\$142,880
11-3021	Computer and Information Systems Managers	10,557	\$83.81	\$65.38	\$77.49	\$96.68	\$174,334
17-2061	Computer Hardware Engineers	1,548					
15-1241	Computer Network Architects	3,029	\$64.73	\$53.11	\$64.99	\$77.99	\$134,648
15-1231	Computer Network Support Specialists	2,611	\$44.22	\$32.08	\$40.79	\$54.49	\$91,982
51-9161	Computer Numerically Controlled Tool Operators	1,759	\$35.26	\$24.28	\$36.00	\$46.72	\$73,345
51-9162	Computer Numerically Controlled Tool Programmers	455	\$49.55	\$36.40	\$51.38	\$62.88	\$103,072
15-1299	Computer Occupations, All Other		\$47.89	\$33.95	\$46.10	\$61.25	\$99,591
15-1251	Computer Programmers	5,036					
25-1021	Computer Science Teachers, Postsecondary	354					\$92,625
15-1211	Computer Systems Analysts	12,594	\$52.39	\$41.21	\$51.61	\$63.14	\$108,978
15-1232	Computer User Support Specialists	13,129	\$32.36	\$24.38	\$29.13	\$35.90	\$67,303
49-2011	Computer, Automated Teller, and Office Machine Repairers	1,340	\$23.59	\$17.33	\$22.32	\$29.83	\$49,067
39-6012	Concierges	756	\$18.99	\$16.93	\$18.63	\$20.74	\$39,513

SOC code	Seattle-Tacoma-Bellevue, Washington MSA occupational title	Estimated employment	Average wage	Percentiles			Annual wage
				25th	50th	75th	
19-1031	Conservation Scientists	155	\$39.53	\$28.00	\$35.52	\$48.79	\$82,216
47-4011	Construction and Building Inspectors	1,675	\$39.57	\$34.05	\$40.25	\$46.72	\$82,298
47-2061	Construction Laborers	17,606	\$26.10	\$19.59	\$24.45	\$32.10	\$54,299
11-9021	Construction Managers	5,515	\$52.21	\$40.17	\$49.87	\$61.92	\$108,604
49-9012	Control and Valve Installers and Repairers, Except Mechanical Door	152	\$40.88	\$34.35	\$40.46	\$47.62	\$85,030
53-7011	Conveyor Operators and Tenders	383	\$20.26	\$17.70	\$21.21	\$23.43	\$42,151
35-2019	Cooks, All Other		\$25.02	\$19.88	\$23.96	\$29.92	\$52,049
35-2011	Cooks, Fast Food	6,383	\$15.48	\$12.74	\$15.78	\$17.79	\$32,200
35-2012	Cooks, Institution and Cafeteria	4,546	\$18.98	\$16.29	\$18.59	\$21.40	\$39,482
35-2014	Cooks, Restaurant	19,899	\$17.74	\$16.04	\$17.70	\$19.33	\$36,887
35-2015	Cooks, Short Order	1,416	\$18.31	\$16.02	\$18.12	\$20.93	\$38,102
51-9193	Cooling and Freezing Equipment Operators and Tenders	33	\$22.74	\$14.72	\$25.36	\$28.84	\$47,306
33-3012	Correctional Officers and Jailers	2,385	\$31.12	\$27.56	\$30.84	\$35.83	\$64,719
43-4021	Correspondence Clerks		\$19.30	\$17.41	\$18.82	\$21.40	\$40,140
13-1051	Cost Estimators	3,450	\$40.22	\$28.59	\$37.95	\$50.13	\$83,649
39-3092	Costume Attendants	48	\$29.44	\$18.04	\$25.32	\$33.23	\$61,248
21-1019	Counselors, All Other	183	\$28.77	\$24.56	\$28.53	\$32.80	\$59,847
41-2021	Counter and Rental Clerks	7,500	\$19.13	\$16.01	\$18.39	\$21.88	\$39,789
43-5021	Couriers and Messengers	597	\$18.35	\$16.96	\$18.30	\$19.71	\$38,184
27-3092	Court Reporters and Simultaneous Captioners	49	\$44.57	\$39.26	\$45.40	\$50.46	\$92,707
43-4031	Court, Municipal, and License Clerks	1,232	\$27.96	\$24.07	\$27.60	\$31.49	\$58,167
27-1012	Craft Artists	27	\$26.58	\$18.94	\$24.14	\$33.40	\$55,291
53-7021	Crane and Tower Operators	946	\$39.47	\$34.01	\$40.13	\$46.05	\$82,094
13-2041	Credit Analysts	1,158	\$40.55	\$29.17	\$37.66	\$48.16	\$84,352
43-4041	Credit Authorizers, Checkers, and Clerks	141	\$20.43	\$16.62	\$20.11	\$23.84	\$42,496
13-2071	Credit Counselors	226	\$27.48	\$21.87	\$26.10	\$32.05	\$57,158
39-9098	Crematory Operators and Personal Care and Service Workers, All Other	1,589	\$15.90	\$12.42	\$12.61	\$18.29	\$33,075
25-1111	Criminal Justice and Law Enforcement Teachers, Postsecondary	32					\$63,269
33-9091	Crossing Guards and Flaggers	1,198	\$18.17	\$14.21	\$15.43	\$18.75	\$37,803
51-9021	Crushing, Grinding, and Polishing Machine Setters, Operators, and Tenders	362	\$21.64	\$17.19	\$20.44	\$25.39	\$45,031
25-4012	Curators	158	\$34.01	\$25.69	\$32.60	\$42.92	\$70,746
43-4051	Customer Service Representatives	37,407	\$21.97	\$16.87	\$19.94	\$25.36	\$45,692
51-4031	Cut/Punch/Press Machine Setters/Operators/Tenders, Metal/Plastic	1,243	\$23.50	\$16.84	\$20.22	\$26.95	\$48,873
51-9031	Cutters and Trimmers, Hand	22	\$15.79	\$12.99	\$14.48	\$16.23	\$32,841
51-9032	Cutting and Slicing Machine Setters, Operators, and Tenders	620	\$19.18	\$16.83	\$18.53	\$21.18	\$39,889
27-2031	Dancers	135	\$29.04	\$25.28	\$28.99	\$35.19	
43-9021	Data Entry Keyers	1,246	\$20.70	\$16.90	\$18.97	\$23.22	\$43,049
15-2098	Data Scientists and Mathematical Science Occupations, All Other	1,049	\$58.15	\$40.85	\$58.03	\$72.34	\$120,950
15-1245	Database Administrators and Architects	2,228	\$56.46	\$44.91	\$57.62	\$68.80	\$117,426
41-9011	Demonstrators and Product Promoters	1,732	\$16.67	\$14.44	\$16.45	\$18.79	\$34,686
31-9091	Dental Assistants	5,497	\$23.80	\$19.98	\$23.53	\$27.55	\$49,515
29-1292	Dental Hygienists	3,766	\$46.62	\$43.00	\$47.58	\$52.45	\$96,966
51-9081	Dental Laboratory Technicians	436	\$25.03	\$19.28	\$24.90	\$29.36	\$52,038
29-1029	Dentists, All Other Specialists	54	\$79.23	\$56.11	\$73.21	\$85.86	\$164,811
29-1021	Dentists, General	2,021	\$83.63	\$59.27	\$74.52	\$101.46	\$173,943

SOC code	Seattle-Tacoma-Bellevue, Washington MSA occupational title	Estimated employment	Average wage	Percentiles			Annual wage
				25th	50th	75th	
27-1029	Designers, All Other		\$33.44	\$31.50	\$34.51	\$37.51	\$69,561
43-9031	Desktop Publishers	80	\$19.94	\$12.99	\$15.77	\$24.17	\$41,482
33-3021	Detectives and Criminal Investigators	705	\$54.45	\$44.27	\$52.78	\$66.39	\$113,256
29-2032	Diagnostic Medical Sonographers	953	\$45.75	\$41.00	\$46.17	\$51.48	\$95,168
29-2051	Dietetic Technicians	311	\$20.18	\$13.58	\$19.55	\$25.73	\$41,971
29-1031	Dietitians and Nutritionists	1,000	\$32.34	\$26.19	\$31.09	\$38.03	\$67,262
35-9011	Dining Room and Cafeteria Attendants and Bartender Helpers	6,383	\$15.88	\$12.65	\$13.62	\$18.51	\$33,034
21-2021	Directors, Religious Activities and Education	241	\$32.67	\$26.59	\$30.25	\$40.41	\$67,947
35-9021	Dishwashers	7,582	\$15.19	\$12.80	\$14.80	\$17.38	\$31,613
43-5032	Dispatchers, Except Police, Fire, and Ambulance	2,767	\$26.44	\$19.75	\$24.50	\$30.37	\$54,982
41-9091	Door-to-Door Sales Workers, News & Street Vendors, & Related Workers	167	\$18.39	\$16.90	\$18.26	\$19.65	\$38,248
17-3019	Drafters, All Other		\$25.16	\$16.96	\$18.86	\$31.17	\$52,329
53-3031	Driver/Sales Workers	5,019	\$17.48	\$13.29	\$15.43	\$20.50	\$36,376
47-2081	Drywall and Ceiling Tile Installers	3,147	\$32.67	\$24.27	\$30.81	\$43.05	\$67,948
47-5097	Earth Drillers, Exc. Oil/Gas/Explosives, Ordn. Handling Experts & Blasters	71	\$25.47	\$22.29	\$24.28	\$27.22	\$52,960
25-1063	Economics Teachers, Postsecondary						\$102,288
19-3011	Economists	248	\$55.19	\$43.19	\$52.67	\$67.75	\$114,791
27-3041	Editors	1,370	\$38.42	\$28.05	\$36.36	\$46.35	\$79,908
11-9039	Education Administrators, All Other	593	\$44.66	\$29.60	\$39.61	\$53.10	\$92,884
11-9032	Education Administrators, Kindergarten through Secondary	2,745					\$129,139
11-9033	Education Administrators, Postsecondary	1,278	\$53.74	\$38.33	\$46.59	\$60.32	\$111,780
11-9031	Education and Childcare Administrators, Preschool and Daycare	918	\$27.26	\$21.56	\$26.54	\$31.61	\$56,689
25-1081	Education Teachers, Postsecondary	478					\$72,768
25-9099	Educational Instruction and Library Workers, All Other	1,222	\$27.52	\$21.32	\$26.33	\$32.78	\$57,242
21-1012	Educational, Guidance, and Career Counselors and Advisors	2,882	\$31.64	\$26.22	\$30.37	\$37.18	\$65,822
49-2092	Electric Motor, Power Tool, and Related Repairers		\$28.80	\$20.82	\$25.66	\$36.49	\$59,893
17-3023	Electrical and Electronic Engineering Technologists and Technicians	1,343	\$34.88	\$29.63	\$35.05	\$40.27	\$72,543
17-3012	Electrical and Electronics Drafters	663	\$45.47	\$33.75	\$46.33	\$58.29	\$94,576
49-2093	Electrical and Electronics Installers & Repairers, Transportation Equipment	75	\$42.29	\$35.36	\$43.87	\$49.26	\$87,964
49-2094	Electrical and Electronics Repairers, Commercial and Industrial Equipment	999	\$38.11	\$33.03	\$39.00	\$46.01	\$79,275
49-2095	Electrical and Electronics Repairers, Powerhouse, Substation, and Relay	144	\$47.39	\$42.53	\$47.45	\$53.50	\$98,574
17-2071	Electrical Engineers	4,365	\$58.43	\$43.75	\$57.24	\$72.06	\$121,522
49-9051	Electrical Power-Line Installers and Repairers	955	\$42.01	\$31.69	\$45.04	\$54.53	\$87,391
51-2028	Electrical/Electronic/Electromechanical Assemblers Only	4,243	\$22.70	\$17.16	\$20.59	\$28.27	\$47,213
47-2111	Electricians	10,420	\$37.61	\$25.55	\$37.10	\$48.62	\$78,229
17-3024	Electro-Mechanical and Mechatronics Technologists and Technicians	159	\$39.48	\$30.46	\$43.69	\$48.06	\$82,114
49-2096	Electronic Equipment Installers and Repairers, Motor Vehicles		\$26.58	\$22.61	\$26.55	\$29.80	\$55,283
17-2072	Electronics Engineers, Except Computer	2,393	\$61.54	\$49.15	\$60.70	\$74.36	\$128,018
25-2021	Elementary School Teachers, Except Special Education	15,033					\$72,380
47-4021	Elevator and Escalator Installers and Repairers		\$55.32	\$54.38	\$58.70	\$63.02	\$115,057
43-4061	Eligibility Interviewers, Government Programs	1,852	\$25.16	\$21.35	\$25.74	\$28.54	\$52,319
11-9161	Emergency Management Directors	96	\$56.34	\$46.70	\$56.43	\$69.26	\$117,187
29-2040	Emergency Medical Technicians and Paramedics	2,362	\$27.50	\$16.21	\$21.00	\$40.99	\$57,191
25-1032	Engineering Teachers, Postsecondary	382					\$128,335
17-2199	Engineers, All Other	2,062	\$54.07	\$36.84	\$53.94	\$68.12	\$112,462

SOC code	Seattle-Tacoma-Bellevue, Washington MSA occupational title	Estimated employment	Average wage	Percentiles			Annual wage
				25th	50th	75th	
25-1123	English Language and Literature Teachers, Postsecondary	567					\$67,467
39-3099	Entertainment Attendants and Related Workers, All Other		\$19.90	\$16.92	\$18.40	\$20.15	\$41,388
17-3025	Environmental Engineering Technologists and Technicians	295	\$36.20	\$23.50	\$42.18	\$47.60	\$75,291
17-2081	Environmental Engineers	967	\$53.66	\$42.48	\$52.73	\$64.59	\$111,614
19-4042	Environmental Science and Protection Technicians, Including Health	355	\$27.94	\$21.93	\$24.49	\$32.87	\$58,110
25-1053	Environmental Science Teachers, Postsecondary	57					\$131,001
19-2041	Environmental Scientists and Specialists, Including Health	1,644	\$45.50	\$35.03	\$43.93	\$54.87	\$94,627
19-1041	Epidemiologists	296	\$59.98	\$36.31	\$49.59	\$72.25	\$124,770
51-9194	Etchers and Engravers	66					
47-5022	Excavating and Loading Machine and Dragline Operators, Surface Mining	195	\$28.66	\$21.09	\$29.48	\$35.02	\$59,604
43-6011	Executive Secretaries and Executive Administrative Assistants	5,971	\$32.40	\$27.13	\$32.60	\$37.74	\$67,375
29-1128	Exercise Physiologists		\$25.70	\$19.54	\$25.55	\$32.70	\$53,452
39-9031	Exercise Trainers and Group Fitness Instructors	6,613	\$29.95	\$21.45	\$28.25	\$34.08	\$62,309
51-4021	Extruding and Drawing Mach. Setters, Operators, & Tenders, Metal & Plastic	554	\$20.35	\$15.70	\$18.60	\$23.42	\$42,337
51-9041	Extruding/Form/Press/Compact Machine Setters/Operators/Tenders	339	\$19.89	\$16.37	\$18.79	\$22.88	\$41,374
25-1192	Family and Consumer Sciences Teachers, Postsecondary	34					
29-1215	Family Medicine Physicians	628	\$118.51	\$92.50			\$246,486
49-3041	Farm Equipment Mechanics and Service Technicians		\$24.48	\$19.30	\$24.05	\$29.42	\$50,928
45-2092	Farmworkers and Laborers, Crop, Nursery, and Greenhouse	651	\$16.28	\$12.72	\$15.46	\$18.49	\$33,861
45-2093	Farmworkers, Farm, Ranch, and Aquacultural Animals	372	\$16.27	\$12.89	\$14.89	\$19.04	\$33,840
27-1022	Fashion Designers	396	\$32.39	\$22.78	\$31.59	\$39.04	\$67,375
35-3023	Fast Food and Counter Workers	50,203	\$15.44	\$13.00	\$14.83	\$17.53	\$32,117
47-4031	Fence Erectors	656	\$22.28	\$16.95	\$19.80	\$24.84	\$46,336
51-2051	Fiberglass Laminators and Fabricators	592	\$26.06	\$19.95	\$23.62	\$32.42	\$54,200
43-4071	File Clerks	800	\$19.81	\$16.80	\$19.09	\$22.78	\$41,195
27-4032	Film and Video Editors	236	\$41.11	\$27.43	\$35.82	\$49.84	\$85,526
13-2098	Financial and Investment Analysts, Financial Risk Specialists, All Other	6,855	\$48.43	\$33.57	\$45.38	\$64.00	\$100,734
43-3099	Financial Clerks, All Other	239	\$24.54	\$15.34	\$21.99	\$27.21	\$51,049
13-2061	Financial Examiners	407	\$54.26	\$38.18	\$52.91	\$70.06	\$112,860
11-3031	Financial Managers	8,785	\$73.74	\$52.62	\$68.16	\$85.31	\$153,381
27-1013	Fine Artists, Including Painters, Sculptors, and Illustrators	236	\$30.59	\$16.65	\$27.52	\$37.88	\$63,626
33-2021	Fire Inspectors and Investigators	67	\$50.00	\$43.17	\$48.93	\$57.93	\$103,995
33-2011	Firefighters	4,433	\$41.90	\$35.74	\$42.51	\$48.91	\$87,154
47-1011	First-Line Supervisors of Construction Trades and Extraction Workers	9,853	\$45.78	\$35.52	\$46.27	\$56.43	\$95,206
33-1011	First-Line Supervisors of Correctional Officers	311	\$41.31	\$31.83	\$40.57	\$48.56	\$85,907
45-1011	First-Line Supervisors of Farming, Fishing, and Forestry Workers	131	\$30.66	\$22.66	\$29.10	\$42.00	\$63,756
33-1021	First-Line Supervisors of Firefighting and Prevention Workers	1,496	\$54.42	\$47.30	\$54.09	\$61.56	\$113,194
35-1012	First-Line Supervisors of Food Preparation and Serving Workers	14,349	\$22.99	\$17.27	\$21.29	\$28.18	\$47,826
39-1013	First-Line Supervisors of Gambling Services Workers	580	\$28.99	\$19.63	\$26.54	\$35.49	\$60,300
37-1011	First-Line Supervisors of Housekeeping and Janitorial Workers	1,425	\$24.32	\$19.78	\$23.58	\$28.17	\$50,597
37-1012	First-Line Sprvs. of Landscaping, Lawn Service, and Groundskeeping Workers	1,242	\$28.65	\$19.71	\$29.12	\$33.79	\$59,589
49-1011	First-Line Supervisors of Mechanics, Installers, and Repairers	7,639	\$37.43	\$28.41	\$36.43	\$46.16	\$77,854
41-1012	First-Line Supervisors of Non-Retail Sales Workers	3,806	\$47.20	\$33.13	\$42.18	\$55.62	\$98,176
43-1011	First-Line Supervisors of Office and Administrative Support Workers	17,971	\$35.97	\$26.07	\$32.66	\$42.77	\$74,822
33-1012	First-Line Supervisors of Police and Detectives	1,219	\$60.75	\$54.16	\$59.84	\$66.90	\$126,379

SOC code	Seattle-Tacoma-Bellevue, Washington MSA occupational title	Estimated employment	Average wage	Percentiles			Annual wage
				25th	50th	75th	
51-1011	First-Line Supervisors of Production and Operating Workers	8,468	\$38.06	\$26.95	\$36.12	\$48.50	\$79,143
41-1011	First-Line Supervisors of Retail Sales Workers	13,538	\$27.89	\$19.17	\$24.66	\$31.69	\$58,002
33-3031	Fish and Game Wardens	25	\$35.17	\$27.98	\$40.53	\$40.54	\$73,145
53-2031	Flight Attendants	4,169					\$81,752
27-1023	Floral Designers	455	\$17.16	\$14.44	\$16.74	\$19.36	\$35,700
51-3091	Food and Tobacco Roasting, Baking, & Drying Machine Operators & Tenders	261	\$20.43	\$17.24	\$19.46	\$22.70	\$42,491
51-3092	Food Batchmakers	2,978	\$18.87	\$15.36	\$17.92	\$21.48	\$39,244
51-3093	Food Cooking Machine Operators and Tenders	209	\$16.63	\$13.92	\$15.43	\$18.48	\$34,583
35-2021	Food Preparation Workers	9,949	\$16.43	\$13.72	\$15.65	\$18.69	\$34,178
51-3099	Food Processing Workers, All Other	126	\$15.71	\$13.67	\$14.85	\$17.54	\$32,688
19-1012	Food Scientists and Technologists	47	\$34.63	\$31.35	\$34.45	\$37.60	\$72,033
35-3041	Food Servers, Nonrestaurant	3,020	\$14.78	\$12.76	\$13.80	\$16.24	\$30,747
11-9051	Food Service Managers		\$37.97	\$27.46	\$35.18	\$44.99	\$78,966
25-1124	Foreign Language and Literature Teachers, Postsecondary						\$75,301
19-4092	Forensic Science Technicians	239	\$34.21	\$28.48	\$34.00	\$38.94	\$71,164
19-4071	Forest and Conservation Technicians	64	\$26.78	\$21.16	\$26.08	\$31.32	\$55,710
45-4011	Forest and Conservation Workers	104	\$15.87	\$12.59	\$12.60	\$12.60	\$33,027
19-1032	Foresters	151	\$32.48	\$28.70	\$31.84	\$36.35	\$67,569
51-4071	Foundry Mold and Coremakers	71	\$17.70	\$14.62	\$17.30	\$19.91	\$36,816
13-1131	Fundraisers	1,909	\$32.59	\$24.65	\$29.90	\$37.99	\$67,787
39-4021	Funeral Attendants	97	\$15.96	\$12.38	\$15.48	\$18.75	\$33,199
11-9171	Funeral Home Managers	11	\$45.91	\$34.23	\$42.63	\$51.91	\$95,480
51-9051	Furnace, Kiln, Oven, Drier, and Kettle Operators and Tenders	197	\$23.73	\$18.32	\$22.35	\$26.57	\$49,364
51-7021	Furniture Finishers	312	\$20.01	\$15.48	\$18.69	\$23.24	\$41,620
39-3012	Gambling and Sports Book Writers and Runners	96	\$17.51	\$14.53	\$16.17	\$20.69	\$36,433
43-3041	Gambling Cage Workers	560	\$14.72	\$12.73	\$14.30	\$16.11	\$30,615
41-2012	Gambling Change Persons and Booth Cashiers	476	\$18.65	\$13.12	\$15.12	\$20.52	\$38,789
39-3011	Gambling Dealers	3,567	\$21.55	\$13.02	\$18.68	\$28.19	\$44,818
39-3019	Gambling Service Workers, All Other	66	\$22.12	\$13.80	\$20.54	\$28.60	\$46,003
33-9031	Gambling Surveillance Officers and Gambling Investigators	277	\$16.85	\$13.67	\$15.43	\$19.20	\$35,053
51-8092	Gas Plant Operators	74	\$41.14	\$32.17	\$43.75	\$49.04	\$85,566
11-1021	General and Operations Managers	27,650	\$68.36	\$39.80	\$58.95	\$85.91	\$142,192
29-1216	General Internal Medicine Physicians		\$101.32	\$67.04	\$96.69		\$210,746
29-9092	Genetic Counselors	57	\$42.69	\$37.69	\$42.84	\$47.89	\$88,784
19-3092	Geographers	30	\$37.34	\$28.84	\$38.04	\$45.72	\$77,681
25-1064	Geography Teachers, Postsecondary	26					\$82,870
19-4045	Geological and Hydrologic Technicians	34	\$31.02	\$24.40	\$31.43	\$36.96	\$64,515
19-2042	Geoscientists, Except Hydrologists and Geographers	814	\$45.64	\$30.53	\$42.02	\$55.26	\$94,934
47-2121	Glaziers	1,439	\$35.48	\$24.48	\$39.64	\$46.89	\$73,800
45-2041	Graders and Sorters, Agricultural Products		\$15.29	\$12.56	\$12.73	\$17.84	\$31,790
27-1024	Graphic Designers	4,150	\$39.31	\$27.24	\$33.77	\$44.81	\$81,767
51-4033	Grind/Lap/Polish/Buff Machine Setters/Operators and Tenders/Metal & Plastic	1,108	\$19.05	\$15.86	\$17.95	\$20.56	\$39,633
51-9022	Grinding and Polishing Workers, Hand	170	\$17.83	\$14.47	\$17.03	\$19.92	\$37,093
37-3019	Grounds Maintenance Workers, All Other	116	\$28.65	\$23.36	\$30.89	\$34.35	\$59,579
39-5012	Hairdressers, Hairstylists, and Cosmetologists	6,220	\$22.47	\$15.92	\$20.20	\$26.81	\$46,724

SOC code	Seattle-Tacoma-Bellevue, Washington MSA occupational title	Estimated employment	Average wage	Percentiles			Annual wage
				25th	50th	75th	
47-4041	Hazardous Materials Removal Workers	388	\$30.87	\$23.24	\$33.43	\$37.49	\$64,209
17-2111	Health and Safety Engineers, Except Mining Safety Engineers and Inspectors	207	\$49.53	\$41.62	\$49.84	\$58.77	\$103,013
21-1091	Health Education Specialists	639	\$31.45	\$23.77	\$29.97	\$37.52	\$65,424
29-9098	Health Info. Techs. & Practitioners/Reg. Med./Surg. Assts./Tech., All Other	1,126	\$32.36	\$23.67	\$29.53	\$38.58	\$67,303
25-1071	Health Specialties Teachers, Postsecondary	2,379					\$165,383
21-1022	Healthcare Social Workers	2,067	\$33.83	\$27.30	\$33.91	\$39.51	\$70,378
31-9099	Healthcare Support Workers, All Other	1,479	\$24.57	\$19.48	\$23.32	\$28.26	\$51,102
51-4191	Heat Treating Equipment Setters, Operators, and Tenders, Metal and Plastic	72	\$27.75	\$17.75	\$22.87	\$42.61	\$57,723
49-9021	Heating, Air Conditioning, and Refrigeration Mechanics and Installers	3,930	\$33.29	\$23.61	\$30.82	\$40.26	\$69,257
53-3032	Heavy and Tractor-Trailer Truck Drivers	15,971	\$26.45	\$22.20	\$26.37	\$30.58	\$55,020
47-3012	Helpers-Carpenters	656	\$21.93	\$16.95	\$21.96	\$26.83	\$45,625
47-3013	Helpers-Electricians	273	\$24.12	\$17.09	\$21.31	\$30.54	\$50,158
49-9098	Helpers-Installation, Maintenance, and Repair Workers	1,082	\$19.89	\$15.41	\$18.07	\$25.41	\$41,370
47-3014	Helpers-Painters, Paperhangers, Plasterers, and Stucco Masons		\$17.45	\$16.64	\$17.87	\$19.10	\$36,292
47-3015	Helpers-Pipelayers, Plumbers, Pipefitters, and Steamfitters	395	\$20.42	\$16.67	\$18.81	\$24.31	\$42,473
51-9198	Helpers-Production Workers	1,474	\$18.60	\$16.30	\$17.98	\$19.76	\$38,691
47-4051	Highway Maintenance Workers	676	\$29.06	\$24.59	\$28.28	\$32.50	\$60,449
19-3093	Historians	17	\$39.75	\$30.66	\$37.08	\$47.27	\$82,686
25-1125	History Teachers, Postsecondary						\$81,920
53-7041	Hoist and Winch Operators		\$32.35	\$29.92	\$34.03	\$37.31	\$67,297
49-9031	Home Appliance Repairers	277	\$20.53	\$16.81	\$19.06	\$23.46	\$42,689
31-1120	Home Health and Personal Care Aides	32,670	\$15.76	\$13.67	\$15.20	\$17.28	\$32,777
35-9031	Hosts and Hostesses, Restaurant, Lounge, and Coffee Shop	6,088	\$15.99	\$12.77	\$14.01	\$17.15	\$33,250
43-4081	Hotel, Motel, and Resort Desk Clerks	2,259	\$15.31	\$13.47	\$14.89	\$17.18	\$31,844
43-4161	Human Resources Assistants, Except Payroll and Timekeeping	1,764	\$23.05	\$19.78	\$22.70	\$25.84	\$47,945
11-3121	Human Resources Managers	2,487	\$71.72	\$53.32	\$66.02	\$83.62	\$149,166
13-1071	Human Resources Specialists	12,161	\$40.08	\$27.85	\$36.91	\$49.62	\$83,364
19-2043	Hydrologists	153	\$46.59	\$38.72	\$43.83	\$53.90	\$96,905
17-2112	Industrial Engineers	5,860	\$55.83	\$43.64	\$55.24	\$67.17	\$116,129
49-9041	Industrial Machinery Mechanics	3,406	\$33.24	\$24.29	\$31.71	\$42.03	\$69,144
11-3051	Industrial Production Managers	1,880	\$65.49	\$50.70	\$62.17	\$77.95	\$136,215
53-7051	Industrial Truck and Tractor Operators	7,259	\$22.43	\$17.22	\$19.70	\$27.97	\$46,662
43-4199	Information and Record Clerks, All Other	1,901	\$22.35	\$18.84	\$22.09	\$25.36	\$46,481
15-1212	Information Security Analysts	2,476	\$54.70	\$41.87	\$52.98	\$67.58	\$113,779
51-9061	Inspectors, Testers, Sorters, Samplers, and Weighers	8,758	\$32.89	\$22.39	\$30.35	\$45.16	\$68,418
49-9099	Installation, Maintenance, and Repair Workers, All Other	857	\$27.70	\$20.93	\$27.69	\$33.30	\$57,624
25-9031	Instructional Coordinators	1,263	\$35.05	\$27.31	\$34.16	\$41.14	\$72,901
47-2131	Insulation Workers, Floor, Ceiling, and Wall	749	\$34.31	\$20.12	\$31.86	\$51.63	\$71,379
47-2132	Insulation Workers, Mechanical	412	\$37.09	\$29.17	\$34.69	\$43.25	\$77,137
13-1032	Insurance Appraisers, Auto Damage	255	\$34.71	\$27.81	\$32.79	\$41.01	\$72,185
43-9041	Insurance Claims and Policy Processing Clerks	2,202	\$24.42	\$20.47	\$23.97	\$28.23	\$50,782
41-3021	Insurance Sales Agents	5,943	\$36.33	\$22.58	\$29.85	\$43.00	\$75,558
13-2053	Insurance Underwriters	1,124	\$42.27	\$32.87	\$39.29	\$50.35	\$87,936
27-1025	Interior Designers	1,201	\$32.24	\$24.39	\$30.14	\$37.96	\$67,048
27-3091	Interpreters and Translators	428	\$28.27	\$22.57	\$27.73	\$32.51	\$58,805

SOC code	Seattle-Tacoma-Bellevue, Washington MSA occupational title	Estimated employment	Average wage	Percentiles			Annual wage
				25th	50th	75th	
43-4111	Interviewers, Except Eligibility and Loan	2,291	\$20.32	\$17.06	\$20.60	\$23.59	\$42,271
37-2011	Janitors and Cleaners, Except Maids and Housekeeping Cleaners	25,155	\$19.23	\$14.51	\$17.33	\$20.93	\$39,997
51-9071	Jewelers and Precious Stone and Metal Workers		\$21.86	\$18.14	\$21.29	\$24.21	\$45,472
23-1023	Judges, Magistrate Judges, and Magistrates	458	\$60.42	\$43.77	\$59.37	\$73.36	\$125,679
23-1012	Judicial Law Clerks	313	\$32.57	\$26.09	\$30.74	\$38.73	\$67,753
25-2012	Kindergarten Teachers, Except Special Education	2,456					\$66,098
13-1075	Labor Relations Specialists	1,752	\$39.45	\$28.34	\$41.02	\$49.10	\$82,061
53-7062	Laborers and Freight, Stock, and Material Movers, Hand	42,967	\$18.78	\$14.87	\$17.61	\$20.56	\$39,061
17-1012	Landscape Architects	562	\$37.61	\$29.08	\$36.03	\$43.99	\$78,223
37-3011	Landscaping and Groundskeeping Workers	9,577	\$19.89	\$16.70	\$18.83	\$22.40	\$41,378
51-4034	Lathe & Turning Machine Tool Setters, Operators & Tenders, Metal & Plastic	126	\$21.41	\$14.41	\$18.04	\$24.42	\$44,529
51-6011	Laundry and Dry-Cleaning Workers	2,006	\$15.73	\$13.45	\$15.42	\$17.84	\$32,729
25-1112	Law Teachers, Postsecondary	83					\$122,901
23-1011	Lawyers	8,939	\$68.01	\$40.58	\$58.57	\$84.79	\$141,461
43-6012	Legal Secretaries and Administrative Assistants	1,776	\$29.09	\$21.18	\$29.43	\$36.34	\$60,513
23-2099	Legal Support Workers, All Other	641	\$39.06	\$25.54	\$33.85	\$49.10	\$81,236
11-1031	Legislators	332					\$102,159
25-4022	Librarians and Media Collections Specialists	1,691	\$38.43	\$32.58	\$38.36	\$45.37	\$79,918
43-4121	Library Assistants, Clerical	958	\$17.21	\$14.67	\$16.98	\$19.31	\$35,787
25-1082	Library Science Teachers, Postsecondary	56					\$112,176
25-4031	Library Technicians	1,225	\$24.63	\$21.22	\$23.89	\$28.05	\$51,226
29-2061	Licensed Practical and Licensed Vocational Nurses	4,207	\$29.64	\$26.40	\$29.40	\$32.94	\$61,655
19-1099	Life Scientists, All Other	173	\$43.09	\$36.65	\$42.99	\$48.12	\$89,632
19-4099	Life, Physical, and Social Science Technicians, All Other	673	\$27.34	\$22.07	\$27.21	\$31.45	\$56,885
33-9092	Lifeguards, Ski Patrol, and Other Recreational Protective Service Workers	1,580	\$15.56	\$13.28	\$14.91	\$17.45	\$32,365
53-3033	Light Truck Drivers	10,505	\$22.16	\$17.04	\$20.59	\$25.82	\$46,092
27-4098	Lighting Technicians & Media & Communication Equipment Workers, All Other	225	\$36.00	\$25.11	\$38.03	\$46.63	\$74,882
43-4131	Loan Interviewers and Clerks	1,935	\$23.09	\$18.92	\$23.32	\$27.81	\$48,027
13-2072	Loan Officers	3,901	\$36.16	\$22.62	\$30.48	\$42.49	\$75,219
39-3093	Locker Room, Coatroom, and Dressing Room Attendants	159	\$16.71	\$14.01	\$16.86	\$18.81	\$34,754
49-9094	Locksmiths and Safe Repairers	183	\$18.61	\$13.98	\$15.18	\$22.69	\$38,712
53-4011	Locomotive Engineers	373	\$45.59	\$43.96	\$47.80	\$51.70	\$94,848
11-9081	Lodging Managers	367	\$37.00	\$26.06	\$34.79	\$44.68	\$76,960
45-4023	Log Graders and Scalers	58	\$22.12	\$20.80	\$22.83	\$24.84	\$45,996
45-4022	Logging Equipment Operators	127	\$25.73	\$22.62	\$26.13	\$29.26	\$53,516
45-4029	Logging Workers, All Other	63	\$27.56	\$25.86	\$28.16	\$30.47	\$57,307
13-1081	Logisticians	5,524	\$44.80	\$35.47	\$44.50	\$54.57	\$93,179
53-7063	Machine Feeders and Offbearers	418	\$21.29	\$17.90	\$21.54	\$24.67	\$44,267
51-4041	Machinists	6,241	\$27.83	\$20.65	\$26.61	\$33.60	\$57,887
29-2035	Magnetic Resonance Imaging Technologists	508	\$49.07	\$42.52	\$49.98	\$58.12	\$102,063
37-2012	Maids and Housekeeping Cleaners	9,332	\$15.74	\$13.51	\$15.16	\$17.67	\$32,746
43-9051	Mail Clerks and Mail Machine Operators, Except Postal Service	653	\$18.49	\$15.76	\$18.15	\$20.77	\$38,461
49-9071	Maintenance and Repair Workers, General	19,802	\$23.68	\$17.72	\$22.59	\$28.84	\$49,241
49-9043	Maintenance Workers, Machinery	280	\$28.87	\$22.35	\$29.09	\$35.11	\$60,046
13-1111	Management Analysts	18,282	\$53.81	\$36.36	\$49.57	\$66.10	\$111,933

SOC code	Seattle-Tacoma-Bellevue, Washington MSA occupational title	Estimated employment	Average wage	Percentiles			Annual wage
				25th	50th	75th	
39-5092	Manicurists and Pedicurists	3,517	\$16.15	\$13.44	\$14.97	\$18.54	\$33,590
17-2121	Marine Engineers and Naval Architects	254	\$49.30	\$38.77	\$46.90	\$57.68	\$102,523
13-1161	Market Research Analysts and Marketing Specialists	18,790	\$46.21	\$28.41	\$41.69	\$64.64	\$96,122
11-2021	Marketing Managers	5,621	\$81.32	\$58.15	\$76.96	\$96.68	\$169,132
21-1013	Marriage and Family Therapists	85	\$25.13	\$21.16	\$25.08	\$29.34	\$52,268
31-9011	Massage Therapists	3,357	\$33.27	\$28.14	\$34.05	\$39.12	\$69,200
53-7199	Material Moving Workers, All Other	222	\$22.69	\$17.48	\$19.80	\$28.19	\$47,191
25-1022	Mathematical Science Teachers, Postsecondary	439					\$86,752
15-2021	Mathematicians		\$70.48	\$51.23	\$72.52	\$89.93	\$146,598
51-3022	Meat, Poultry, and Fish Cutters and Trimmers	1,242	\$18.57	\$13.51	\$16.66	\$20.71	\$38,639
49-9011	Mechanical Door Repairers	383	\$25.62	\$19.83	\$22.77	\$30.72	\$53,289
17-3013	Mechanical Drafters	1,678	\$43.49	\$33.19	\$43.91	\$53.39	\$90,460
17-3027	Mechanical Engineering Technologists and Technicians	584	\$34.31	\$27.75	\$33.07	\$40.81	\$71,369
17-2141	Mechanical Engineers	4,626	\$51.22	\$36.60	\$47.84	\$61.44	\$106,527
27-3099	Media and Communication Workers, All Other	703	\$32.74	\$23.37	\$29.84	\$36.96	\$68,100
11-9111	Medical and Health Services Managers	4,467	\$63.23	\$44.43	\$56.90	\$73.01	\$131,522
51-9082	Medical Appliance Technicians	157	\$23.49	\$17.61	\$22.71	\$27.79	\$48,852
31-9092	Medical Assistants	8,571	\$23.34	\$20.76	\$23.25	\$26.00	\$48,557
29-2098	Medical Dosimetrists/ Med. Rcrds./Health Technologists/Technicians, All Other	4,922	\$27.91	\$20.99	\$26.61	\$32.92	\$58,039
31-9093	Medical Equipment Preparers	687	\$21.08	\$17.77	\$20.74	\$24.26	\$43,840
49-9062	Medical Equipment Repairers	577	\$29.52	\$21.81	\$27.93	\$36.17	\$61,416
19-1042	Medical Scientists, Except Epidemiologists	5,681	\$45.75	\$30.57	\$39.26	\$54.90	\$95,158
43-6013	Medical Secretaries and Administrative Assistants	5,166	\$22.76	\$19.68	\$22.53	\$25.67	\$47,331
31-9094	Medical Transcriptionists	797	\$18.10	\$14.14	\$16.57	\$21.50	\$37,649
13-1121	Meeting, Convention, and Event Planners	2,452	\$33.94	\$20.75	\$29.08	\$40.16	\$70,597
21-1023	Mental Health and Substance Abuse Social Workers	1,367	\$28.63	\$21.27	\$28.71	\$33.91	\$59,551
27-1026	Merchandise Displayers and Window Trimmers	1,762	\$20.84	\$16.23	\$18.53	\$22.96	\$43,340
51-4199	Metal Workers and Plastic Workers, All Other	287	\$23.54	\$14.75	\$18.37	\$29.16	\$48,975
51-4051	Metal-Refining Furnace Operators and Tenders	59	\$20.15	\$17.07	\$19.44	\$23.25	\$41,907
43-5041	Meter Readers, Utilities		\$26.27	\$20.62	\$24.69	\$30.08	\$54,654
19-1022	Microbiologists	256	\$38.13	\$27.40	\$36.84	\$46.16	\$79,305
25-2022	Middle School Teachers, Except Special and Career/Technical Education	4,849					\$73,034
49-9044	Millwrights	301	\$40.17	\$27.75	\$39.32	\$50.00	\$83,558
51-2090	Miscellaneous Assemblers and Fabricators	10,666	\$19.26	\$15.47	\$18.11	\$21.94	\$40,063
47-4090	Miscellaneous Construction and Related Workers	242	\$28.05	\$21.37	\$28.16	\$33.60	\$58,348
27-2090	Miscellaneous Entertainers and Performers, Sports and Related Workers	71	\$27.59	\$14.76	\$23.70	\$31.77	
33-1090	Miscellaneous First-Line Supervisors, Protective Service Workers	1,503	\$26.63	\$19.14	\$22.76	\$30.05	\$55,387
51-9023	Mixing and Blending Machine Setters, Operators, and Tenders	1,031	\$24.63	\$18.53	\$23.14	\$29.24	\$51,219
49-3042	Mobile Heavy Equipment Mechanics, Except Engines	2,652	\$32.26	\$26.79	\$31.79	\$38.02	\$67,110
51-4061	Model Makers, Metal and Plastic	54	\$41.05	\$34.09	\$42.65	\$48.44	\$85,381
51-9195	Molders, Shapers, and Casters, Except Metal and Plastic	465	\$23.97	\$19.51	\$23.18	\$28.35	\$49,846
51-4072	Molding/Coremaking/ Casting Mach. Setters/Oprs. & Tenders/Metal and Plastic	1,469	\$18.68	\$14.63	\$17.08	\$20.95	\$38,875
39-4031	Morticians, Undertakers, and Funeral Arrangers	95	\$30.21	\$26.07	\$30.65	\$35.70	\$62,855
39-3021	Motion Picture Projectionists		\$13.39	\$12.61	\$12.86	\$13.10	\$27,863
53-3099	Motor Vehicle Operators, All Other	1,628	\$18.56	\$14.35	\$16.79	\$20.65	\$38,615

SOC code	Seattle-Tacoma-Bellevue, Washington MSA occupational title	Estimated employment	Average wage	Percentiles			Annual wage
				25th	50th	75th	
49-3051	Motorboat Mechanics and Service Technicians	306	\$22.42	\$15.60	\$19.29	\$27.68	\$46,635
53-5022	Motorboat Operators	49	\$29.46	\$25.18	\$28.99	\$32.66	\$61,283
49-3052	Motorcycle Mechanics	134	\$24.49	\$18.41	\$26.97	\$29.80	\$50,948
51-4081	Multiple Machine Tool Setters, Operators, and Tenders, Metal and Plastic	830	\$18.73	\$14.42	\$17.01	\$20.51	\$38,957
25-4013	Museum Technicians and Conservators	161	\$24.18	\$17.15	\$22.08	\$28.95	\$50,276
27-2041	Music Directors and Composers	103	\$34.10	\$18.85	\$29.45	\$48.25	\$70,929
49-9063	Musical Instrument Repairers and Tuners		\$27.58	\$26.18	\$27.92	\$29.67	\$57,358
27-2042	Musicians and Singers	604	\$35.62	\$29.38	\$35.76	\$42.52	
11-9121	Natural Sciences Managers	1,216	\$82.89	\$59.84	\$75.01	\$96.52	\$172,400
15-1244	Network and Computer Systems Administrators	5,935	\$48.69	\$37.79	\$47.18	\$59.45	\$101,287
43-4141	New Accounts Clerks		\$19.80	\$15.87	\$20.93	\$23.53	\$41,175
27-3023	News Analysts, Reporters, and Journalists	466	\$40.97	\$25.57	\$34.64	\$46.84	\$85,220
17-2161	Nuclear Engineers	11	\$58.79	\$49.45	\$58.87	\$74.24	\$122,278
29-2033	Nuclear Medicine Technologists	172	\$49.21	\$41.81	\$49.91	\$57.92	\$102,370
29-1151	Nurse Anesthetists		\$93.67	\$84.72	\$92.86	\$100.96	\$194,821
29-1161	Nurse Midwives	44	\$56.21	\$53.28	\$57.12	\$60.95	\$116,925
29-1171	Nurse Practitioners	2,527	\$61.26	\$54.17	\$62.22	\$71.70	\$127,405
31-1131	Nursing Assistants	19,457	\$17.39	\$15.52	\$17.29	\$19.20	\$36,166
25-1072	Nursing Instructors and Teachers, Postsecondary	688					\$92,216
29-1218	Obstetricians and Gynecologists	213	\$111.85	\$79.37			\$232,645
19-5011	Occupational Health and Safety Specialists	1,710	\$40.41	\$33.38	\$38.73	\$46.92	\$84,045
19-5012	Occupational Health and Safety Technicians	163	\$30.01	\$21.51	\$27.48	\$36.22	\$62,421
29-1122	Occupational Therapists	1,692	\$41.71	\$34.52	\$41.65	\$49.25	\$86,752
31-2012	Occupational Therapy Aides		\$32.90	\$29.72	\$33.55	\$38.13	\$68,427
31-2011	Occupational Therapy Assistants	519	\$32.81	\$28.60	\$32.13	\$37.41	\$68,242
43-9199	Office and Administrative Support Workers, All Other	2,954	\$22.29	\$17.28	\$20.82	\$24.86	\$46,358
43-9061	Office Clerks, General	38,652	\$21.79	\$17.01	\$20.29	\$25.84	\$45,303
43-9071	Office Machine Operators, Except Computer	520	\$17.60	\$13.43	\$15.89	\$19.48	\$36,596
47-2073	Operating Engineers and Other Construction Equipment Operators	4,699	\$37.78	\$30.43	\$38.73	\$45.99	\$78,559
15-2031	Operations Research Analysts	2,184	\$50.65	\$39.46	\$48.21	\$58.37	\$105,352
51-9083	Ophthalmic Laboratory Technicians	901	\$19.63	\$15.14	\$19.95	\$23.46	\$40,831
29-2057	Ophthalmic Medical Technicians	619	\$21.99	\$18.36	\$21.41	\$24.70	\$45,751
29-2081	Opticians, Dispensing	780	\$24.62	\$18.39	\$26.03	\$29.86	\$51,205
29-1041	Optometrists	656	\$62.29	\$49.18	\$58.97	\$70.80	\$129,561
43-4151	Order Clerks	4,706	\$23.22	\$18.10	\$22.53	\$28.06	\$48,293
31-1132	Orderlies	248	\$16.95	\$13.45	\$15.86	\$19.38	\$35,259
29-2091	Orthotists and Prosthetists	130	\$37.32	\$31.84	\$35.86	\$43.09	\$77,630
49-3053	Outdoor Power Equipment and Other Small Engine Mechanics	228	\$22.81	\$17.46	\$20.07	\$28.24	\$47,442
51-9111	Packaging and Filling Machine Operators and Tenders	2,977	\$17.70	\$13.96	\$16.73	\$19.56	\$36,806
53-7064	Packers and Packagers, Hand	6,986	\$16.44	\$13.84	\$15.48	\$18.28	\$34,188
47-2141	Painters, Construction and Maintenance	5,766	\$22.07	\$18.20	\$21.08	\$25.11	\$45,893
51-9123	Painting, Coating, and Decorating Workers	110	\$22.90	\$18.27	\$21.20	\$24.77	\$47,644
51-9196	Paper Goods Machine Setters, Operators, and Tenders	1,009	\$21.84	\$16.33	\$19.41	\$26.83	\$45,431
23-2011	Paralegals and Legal Assistants	4,551	\$32.01	\$25.08	\$30.62	\$37.98	\$66,578
53-6021	Parking Attendants	2,560	\$16.41	\$13.88	\$16.10	\$18.55	\$34,136

SOC code	Seattle-Tacoma-Bellevue, Washington MSA occupational title	Estimated employment	Average wage	Percentiles			Annual wage
				25th	50th	75th	
33-3041	Parking Enforcement Workers	155	\$30.89	\$26.48	\$31.73	\$37.11	\$64,255
41-2022	Parts Salespersons	2,456	\$19.32	\$14.47	\$18.08	\$22.73	\$40,174
53-6061	Passenger Attendants	870	\$18.52	\$17.11	\$18.69	\$20.27	\$38,532
53-3058	Passenger Vehicle Drivers, Except Bus Drivers, Transit and Intercity	9,249	\$21.62	\$16.96	\$21.35	\$25.18	\$44,982
43-3051	Payroll and Timekeeping Clerks	2,019	\$26.96	\$22.49	\$27.12	\$31.11	\$56,078
29-1221	Pediatricians, General	225	\$98.13	\$64.28	\$95.51		\$204,116
13-2052	Personal Financial Advisors	2,875	\$56.39	\$29.23	\$52.35	\$62.19	\$117,299
11-9198	Personal Srv. Mgrs., Entmt. & Recr. Mgrs, Except Gambling & Mgrs., All Other	8,272	\$65.56	\$45.03	\$59.77	\$80.07	\$136,368
39-1098	Personal Services & Entmt. & Recr. Supervisors, Except Gambling Services	2,580	\$25.49	\$19.86	\$24.05	\$29.68	\$53,017
37-2021	Pest Control Workers	536	\$25.83	\$18.13	\$25.46	\$33.38	\$53,738
37-3012	Pesticide Handlers, Sprayers, and Applicators, Vegetation		\$19.30	\$15.29	\$17.76	\$19.69	\$40,152
51-8093	Petroleum Pump System Operators, Refinery Operators, and Gaugers	46	\$37.15	\$33.77	\$36.85	\$39.92	\$77,289
29-1051	Pharmacists	3,305	\$62.22	\$56.69	\$65.50	\$74.13	\$129,407
31-9095	Pharmacy Aides	621	\$16.79	\$14.20	\$15.94	\$18.90	\$34,929
29-2052	Pharmacy Technicians	3,964	\$22.07	\$19.03	\$21.96	\$25.10	\$45,904
25-1126	Philosophy and Religion Teachers, Postsecondary						\$77,732
31-9097	Phlebotomists	1,552	\$20.87	\$17.89	\$20.25	\$23.58	\$43,417
27-4021	Photographers	787	\$26.93	\$17.37	\$26.01	\$34.79	\$55,996
51-9151	Photographic Process Workers and Processing Machine Operators	42	\$23.43	\$16.11	\$24.60	\$28.91	\$48,719
19-2099	Physical Scientists, All Other	167	\$56.26	\$46.88	\$55.53	\$62.48	\$117,027
31-2022	Physical Therapist Aides	199	\$15.80	\$13.21	\$15.96	\$18.15	\$32,859
31-2021	Physical Therapist Assistants	807	\$30.88	\$26.99	\$30.86	\$35.86	\$64,235
29-1123	Physical Therapists	3,824	\$43.78	\$38.72	\$44.37	\$49.40	\$91,062
29-1071	Physician Assistants	1,693	\$65.12	\$56.08	\$66.23	\$76.09	\$135,454
29-1228	Physicians, All Other and Ophthalmologists, Except Pediatric	6,051	\$118.57	\$81.98			\$246,619
19-2012	Physicists	314	\$69.95	\$51.13	\$64.04	\$88.50	\$145,495
25-1054	Physics Teachers, Postsecondary						\$94,116
47-2151	Pipelayers	569	\$34.35	\$32.00	\$35.87	\$39.35	\$71,441
51-8099	Plant and System Operators, All Other	132	\$37.26	\$31.22	\$34.83	\$39.23	\$77,494
47-2161	Plasterers and Stucco Masons	188	\$36.80	\$30.05	\$36.95	\$44.00	\$76,540
51-4193	Plating Machine Setters, Operators, and Tenders, Metal and Plastic	220	\$18.17	\$15.60	\$17.55	\$19.51	\$37,810
47-2152	Plumbers, Pipefitters, and Steamfitters	5,045	\$39.73	\$27.77	\$39.16	\$51.26	\$82,638
29-1081	Podiatrists	99	\$70.49	\$37.52	\$50.52	\$95.04	\$146,619
33-3051	Police and Sheriff's Patrol Officers	4,738	\$41.77	\$35.83	\$43.19	\$48.34	\$86,865
25-1065	Political Science Teachers, Postsecondary	204					\$99,305
19-3094	Political Scientists	94	\$45.96	\$32.16	\$44.32	\$58.05	\$95,597
43-5051	Postal Service Clerks	661	\$25.37	\$21.25	\$29.91	\$29.92	\$52,769
43-5052	Postal Service Mail Carriers	3,602	\$26.27	\$19.91	\$29.07	\$31.72	\$54,634
43-5053	Postal Service Mail Sorters, Processors, and Processing Machine Operators	1,484	\$26.34	\$21.86	\$29.62	\$29.92	\$54,797
11-9131	Postmasters and Mail Superintendents	59	\$40.76	\$35.64	\$40.26	\$44.64	\$84,769
25-1199	Postsecondary Teachers, All Other						\$68,672
51-8012	Power Distributors and Dispatchers	96	\$59.81	\$53.78	\$59.92	\$67.96	\$124,410
51-8013	Power Plant Operators	266	\$43.54	\$37.89	\$45.53	\$50.36	\$90,555
49-9069	Precision Instrument and Equipment Repairers, All Other	225	\$29.69	\$25.84	\$28.76	\$31.61	\$61,743
51-5111	Prepress Technicians and Workers	287	\$22.22	\$17.92	\$20.93	\$26.89	\$46,220

SOC code	Seattle-Tacoma-Bellevue, Washington MSA occupational title	Estimated employment	Average wage	Percentiles			Annual wage
				25th	50th	75th	
25-2011	Preschool Teachers, Except Special Education	7,214	\$17.81	\$15.23	\$17.34	\$19.38	\$37,048
51-6021	Pressers, Textile, Garment, and Related Materials	355	\$16.82	\$14.02	\$16.38	\$19.18	\$34,982
51-5113	Print Binding and Finishing Workers	306	\$23.04	\$18.83	\$23.02	\$27.57	\$47,910
51-5112	Printing Press Operators	1,677	\$22.80	\$17.45	\$21.86	\$27.65	\$47,428
33-9021	Private Detectives and Investigators		\$32.36	\$22.94	\$26.00	\$44.84	\$67,325
21-1092	Probation Officers and Correctional Treatment Specialists	803	\$33.46	\$29.41	\$32.43	\$37.05	\$69,591
43-3061	Procurement Clerks	618	\$23.61	\$20.05	\$23.11	\$27.23	\$49,092
27-2012	Producers and Directors	1,868	\$37.70	\$27.25	\$33.87	\$43.68	\$78,417
51-9199	Production Workers, All Other	1,583	\$19.07	\$14.13	\$15.72	\$19.41	\$39,664
43-5061	Production, Planning, and Expediting Clerks	7,801	\$25.92	\$18.98	\$24.28	\$31.58	\$53,917
13-1198	Project Mgmt. Specialists and Business Operations Specialists, All Other	31,591	\$42.61	\$29.09	\$38.68	\$54.04	\$88,618
43-9081	Proofreaders and Copy Markers	53	\$25.91	\$21.70	\$26.43	\$30.04	\$53,906
13-2020	Property Appraisers and Assessors	963	\$42.06	\$31.91	\$37.97	\$47.75	\$87,488
11-9141	Property, Real Estate, and Community Association Managers	1,878	\$48.73	\$30.90	\$41.71	\$58.71	\$101,345
33-0000	Protective Service Occupations	38,249	\$30.57	\$18.42	\$25.80	\$42.28	\$63,586
29-2053	Psychiatric Technicians	1,070	\$19.93	\$17.29	\$19.74	\$22.81	\$41,461
29-1223	Psychiatrists	439	\$137.60				\$286,210
19-3039	Psychologists, All Other	398	\$50.67	\$40.38	\$49.69	\$57.30	\$105,414
25-1066	Psychology Teachers, Postsecondary	610					\$72,921
11-2030	Public Relations and Fundraising Managers	1,750	\$69.28	\$51.04	\$64.39	\$79.25	\$144,116
27-3031	Public Relations Specialists	4,238	\$39.37	\$26.31	\$34.52	\$46.83	\$81,879
43-5031	Public Safety Telecommunicators	707	\$31.70	\$27.65	\$32.70	\$36.93	\$65,941
11-3061	Purchasing Managers	1,176	\$69.84	\$53.09	\$66.16	\$81.19	\$145,277
29-1124	Radiation Therapists	207	\$51.02	\$40.42	\$49.22	\$60.28	\$106,118
49-2021	Radio, Cellular, and Tower Equipment Installers and Repairers	204	\$28.32	\$17.18	\$21.15	\$39.80	\$58,891
29-2034	Radiologic Technologists and Technicians	2,120	\$37.59	\$31.38	\$36.76	\$43.68	\$78,182
49-3043	Rail Car Repairers		\$30.06	\$26.42	\$30.08	\$35.07	\$62,530
53-4099	Rail Transportation Workers, All Other		\$32.27	\$18.31	\$30.90	\$43.79	\$67,110
53-4022	Railroad Brake, Signal, and Switch Operators and Locomotive Firers	232	\$36.26	\$28.92	\$38.42	\$45.52	\$75,426
53-4031	Railroad Conductors and Yardmasters	619	\$34.85	\$29.75	\$35.61	\$40.38	\$72,482
47-4061	Rail-Track Laying and Maintenance Equipment Operators	118	\$30.65	\$23.77	\$29.28	\$34.82	\$63,735
41-9021	Real Estate Brokers	520	\$37.01	\$27.33	\$30.70	\$38.48	\$76,985
41-9022	Real Estate Sales Agents	6,230	\$34.17	\$20.80	\$30.25	\$41.16	\$71,070
43-4171	Receptionists and Information Clerks	14,883	\$18.17	\$15.29	\$17.87	\$20.55	\$37,785
25-1193	Recreation and Fitness Studies Teachers, Postsecondary						\$58,478
39-9032	Recreation Workers	3,914	\$17.66	\$13.97	\$16.71	\$19.31	\$36,732
29-1125	Recreational Therapists	134	\$33.48	\$27.08	\$33.27	\$39.72	\$69,642
49-3092	Recreational Vehicle Service Technicians		\$20.60	\$17.59	\$20.40	\$23.48	\$42,852
53-7081	Refuse and Recyclable Material Collectors	1,825	\$29.14	\$25.96	\$29.74	\$34.51	\$60,619
29-1141	Registered Nurses	33,181	\$44.56	\$36.41	\$43.84	\$52.05	\$92,676
21-1015	Rehabilitation Counselors	1,934	\$23.66	\$18.10	\$21.40	\$27.12	\$49,213
47-2171	Reinforcing Iron and Rebar Workers	266	\$36.98	\$27.94	\$39.43	\$47.00	\$76,921
21-2099	Religious Workers, All Other	503	\$21.28	\$14.56	\$20.09	\$26.27	\$44,249
43-4181	Reservation and Transportation Ticket Agents and Travel Clerks	2,956	\$21.36	\$16.24	\$19.45	\$26.89	\$44,412
39-9041	Residential Advisors	815	\$19.26	\$16.65	\$18.52	\$20.80	\$40,059

SOC code	Seattle-Tacoma-Bellevue, Washington MSA occupational title	Estimated employment	Average wage	Percentiles			Annual wage
				25th	50th	75th	
29-1126	Respiratory Therapists	1,107	\$36.04	\$30.17	\$35.51	\$41.82	\$74,954
41-2031	Retail Salespersons	59,683	\$18.99	\$13.71	\$16.37	\$19.63	\$39,518
49-9096	Riggers	256	\$31.93	\$25.75	\$31.88	\$38.36	\$66,425
51-4023	Rolling Machine Setters, Operators, and Tenders, Metal and Plastic	113	\$25.81	\$17.72	\$22.00	\$30.66	\$53,698
47-2181	Roofers	2,903	\$32.33	\$27.21	\$31.29	\$37.56	\$67,238
53-5011	Sailors and Marine Oilers	3,220	\$28.32	\$25.57	\$28.67	\$31.85	\$58,908
41-9099	Sales and Related Workers, All Other	972	\$23.92	\$16.74	\$19.70	\$30.75	\$49,754
41-9031	Sales Engineers	605	\$52.01	\$38.97	\$51.54	\$64.06	\$108,183
11-2022	Sales Managers	5,568	\$73.23	\$52.83	\$67.22	\$89.45	\$152,312
41-3091	Sales Reps. of Svcs., Except Advertising, Insurance, Financial Svcs., & Travel	12,707	\$38.19	\$22.57	\$32.40	\$46.85	\$79,432
41-4012	Sales Reps./Wholesale/Manufacturing, Except Tech. & Scientific Products	22,677	\$39.53	\$25.47	\$33.54	\$47.17	\$82,223
41-4011	Sales Reps./Wholesale/Manufacturing, Technical and Scientific Products	6,724	\$49.05	\$31.81	\$40.15	\$63.35	\$102,008
51-7041	Sawing Machine Setters, Operators, and Tenders, Wood	517	\$18.10	\$14.72	\$17.50	\$20.97	\$37,646
33-9098	School Bus Monitors and Protective Service Workers, All Other	2,642	\$23.24	\$17.41	\$20.47	\$25.31	\$48,331
25-2031	Secondary School Teachers, Except Special and Career/Technical Education	6,938					\$74,566
43-6014	Secretaries and Admin. Assistants, Except Legal, Medical, and Executive	17,379	\$23.06	\$18.73	\$22.83	\$27.59	\$47,966
41-3031	Securities, Commodities, and Financial Services Sales Agents	4,421	\$42.43	\$21.56	\$30.50	\$49.47	\$88,262
49-2098	Security and Fire Alarm Systems Installers	789	\$27.46	\$19.27	\$27.91	\$34.01	\$57,123
33-9032	Security Guards	12,460	\$20.29	\$16.43	\$18.69	\$21.83	\$42,202
25-3021	Self-Enrichment Teachers	4,682	\$27.12	\$17.75	\$24.07	\$32.30	\$56,404
51-9141	Semiconductor Processing Technicians	138	\$20.21	\$17.06	\$19.70	\$23.43	\$42,030
51-9012	Separating and Filtering Machine Setters/Operators/Tenders	433	\$21.52	\$17.51	\$20.35	\$24.92	\$44,765
47-4071	Septic Tank Servicers and Sewer Pipe Cleaners	419	\$24.55	\$18.04	\$23.54	\$29.39	\$51,064
27-1027	Set and Exhibit Designers	183	\$21.58	\$16.90	\$18.69	\$25.60	\$44,882
51-6031	Sewing Machine Operators	1,923	\$17.49	\$13.84	\$16.37	\$20.22	\$36,365
39-5093	Shampooers	108	\$14.85	\$12.38	\$14.46	\$16.46	\$30,892
47-2211	Sheet Metal Workers	2,676	\$35.56	\$22.71	\$32.18	\$49.40	\$73,965
53-5031	Ship Engineers	1,102	\$45.75	\$34.05	\$42.48	\$56.33	\$95,149
43-5071	Shipping, Receiving, and Inventory Clerks	8,149	\$21.59	\$16.72	\$19.41	\$24.87	\$44,924
49-9097	Signal and Track Switch Repairers	150	\$39.28	\$34.39	\$38.67	\$44.44	\$81,708
39-5094	Skincare Specialists	1,147	\$27.75	\$21.59	\$27.83	\$34.73	\$57,715
51-3023	Slaughterers and Meat Packers	310	\$15.55	\$13.32	\$14.57	\$17.25	\$32,350
11-9151	Social and Community Service Managers	1,847	\$38.14	\$28.68	\$36.31	\$46.37	\$79,322
21-1093	Social and Human Service Assistants	4,504	\$20.89	\$16.72	\$19.40	\$24.76	\$43,442
19-4061	Social Science Research Assistants	283	\$24.65	\$19.05	\$22.72	\$28.28	\$51,267
25-1069	Social Sciences Teachers, Postsecondary, All Other	40					
19-3099	Social Scientists and Related Workers, All Other	673	\$42.92	\$32.88	\$39.13	\$49.01	\$89,275
25-1113	Social Work Teachers, Postsecondary	109					\$91,277
21-1029	Social Workers, All Other	547	\$37.43	\$30.10	\$40.21	\$44.29	\$77,855
19-3041	Sociologists	53	\$36.08	\$27.93	\$33.69	\$44.21	\$75,036
25-1067	Sociology Teachers, Postsecondary						\$77,191
15-1256	Software Developers and Software Quality Assur. Analysts and Testers	71,944	\$65.85	\$54.04	\$67.42	\$76.44	\$136,966
19-1013	Soil and Plant Scientists	92	\$38.05	\$34.41	\$38.11	\$42.04	\$79,142
27-4014	Sound Engineering Technicians	140	\$29.72	\$21.70	\$26.76	\$36.58	\$61,828
25-2059	Special Education Teachers, All Other						\$67,201

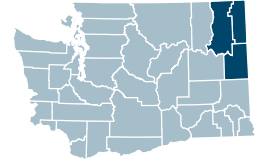
SOC code	Seattle-Tacoma-Bellevue, Washington MSA occupational title	Estimated employment	Average wage	Percentiles			Annual wage
				25th	50th	75th	
25-2052	Special Education Teachers, Kindergarten and Elementary School	2,318					\$71,747
25-2057	Special Education Teachers, Middle School	640					\$73,667
25-2051	Special Education Teachers, Preschool	423					\$66,210
25-2058	Special Education Teachers, Secondary School	1,087					\$74,576
27-1014	Special Effects Artists and Animators	1,093	\$45.04	\$34.33	\$43.62	\$51.42	\$93,667
29-1127	Speech-Language Pathologists	1,795	\$37.87	\$31.26	\$38.41	\$47.01	\$78,764
51-8021	Stationary Engineers and Boiler Operators	205	\$37.82	\$31.28	\$36.29	\$45.12	\$78,672
43-9111	Statistical Assistants	288	\$34.74	\$26.75	\$33.26	\$40.50	\$72,261
15-2041	Statisticians	1,078	\$52.19	\$41.63	\$49.75	\$60.88	\$108,560
53-7065	Stockers and Order Fillers	18,039	\$18.71	\$14.84	\$17.85	\$22.05	\$38,916
47-2022	Stonemasons	97	\$25.77	\$22.49	\$26.21	\$29.44	\$53,619
47-2221	Structural Iron and Steel Workers	1,016	\$42.86	\$41.48	\$45.20	\$48.80	\$89,159
51-2041	Structural Metal Fabricators and Fitters	912	\$21.97	\$17.41	\$20.95	\$25.77	\$45,697
21-1018	Substance Abuse, Behavioral Disorder, and Mental Health Counselors	4,823	\$25.32	\$19.42	\$23.23	\$29.50	\$52,656
25-3031	Substitute Teachers, Short-Term	7,463	\$21.79	\$18.46	\$21.92	\$25.07	\$45,322
29-1248	Surgeons, Except Ophthalmologists	749	\$109.98	\$47.90			\$228,764
29-2055	Surgical Technologists	1,212	\$30.07	\$25.47	\$29.60	\$34.98	\$62,554
19-3022	Survey Researchers	69	\$31.92	\$21.96	\$28.20	\$37.95	\$66,394
17-3031	Surveying and Mapping Technicians	596	\$26.15	\$19.90	\$25.85	\$30.82	\$54,382
17-1022	Surveyors	485	\$47.52	\$38.63	\$45.26	\$51.40	\$98,835
43-2011	Switchboard Operators, Including Answering Service	534	\$18.51	\$16.11	\$18.09	\$20.26	\$38,491
51-6052	Tailors, Dressmakers, and Custom Sewers		\$17.12	\$13.86	\$15.81	\$18.77	\$35,597
47-2082	Tapers	1,501	\$34.94	\$27.42	\$32.69	\$43.68	\$72,687
13-2081	Tax Examiners and Collectors, and Revenue Agents	377	\$37.17	\$28.82	\$33.41	\$45.44	\$77,317
13-2082	Tax Preparers	581	\$28.18	\$15.13	\$27.32	\$35.50	\$58,614
25-9045	Teaching Assistants, Except Postsecondary	19,021					\$38,907
25-9044	Teaching Assistants, Postsecondary	572					\$58,907
27-3042	Technical Writers	994	\$43.24	\$34.23	\$42.09	\$51.92	\$89,928
49-2022	Telecommunications Equipment Installers and Repairers, Exc. Line Installers	3,075	\$31.99	\$27.57	\$33.68	\$37.73	\$66,517
49-9052	Telecommunications Line Installers and Repairers	986	\$33.00	\$26.57	\$34.02	\$38.30	\$68,623
41-9041	Telemarketers	1,082	\$21.56	\$15.54	\$18.67	\$27.01	\$44,839
43-3071	Tellers	4,096	\$18.50	\$16.13	\$17.98	\$19.98	\$38,461
51-6062	Textile Cutting Machine Setters, Operators, and Tenders	99	\$18.74	\$14.71	\$17.63	\$19.86	\$38,967
51-6063	Textile Knitting and Weaving Machine Setters, Operators, and Tenders	34	\$19.25	\$16.65	\$18.18	\$21.54	\$40,032
51-6099	Textile, Apparel, and Furnishings Workers, All Other	95	\$16.05	\$13.21	\$14.29	\$15.56	\$33,384
29-1129	Therapists, All Other	63	\$38.86	\$30.68	\$39.12	\$47.10	\$80,807
47-2044	Tile and Stone Setters	832	\$27.26	\$22.20	\$26.42	\$31.21	\$56,699
49-3093	Tire Repairers and Changers	1,397	\$19.07	\$13.73	\$15.22	\$19.84	\$39,663
23-2093	Title Examiners, Abstractors, and Searchers	384	\$27.24	\$20.68	\$26.37	\$31.59	\$56,660
51-4111	Tool and Die Makers	1,997					
51-4194	Tool Grinders, Filers, and Sharpeners	109	\$38.76	\$29.09	\$42.90	\$48.39	\$80,628
39-7010	Tour and Travel Guides	489	\$21.55	\$14.98	\$18.51	\$24.40	\$44,818
53-6041	Traffic Technicians	33	\$33.95	\$24.33	\$36.02	\$40.76	\$70,615
11-3131	Training and Development Managers	563	\$72.94	\$47.54	\$66.40	\$89.54	\$151,722
13-1151	Training and Development Specialists	5,407	\$39.68	\$31.13	\$38.64	\$47.99	\$82,530

SOC code	Seattle-Tacoma-Bellevue, Washington MSA occupational title	Estimated employment	Average wage	Percentiles			Annual wage
				25th	50th	75th	
53-6051	Transportation Inspectors	415	\$49.77	\$39.63	\$50.32	\$59.76	\$103,527
33-9093	Transportation Security Screeners	898	\$22.47	\$19.46	\$22.47	\$23.65	\$46,734
11-3071	Transportation, Storage, and Distribution Managers	1,872	\$60.66	\$44.15	\$57.95	\$73.39	\$126,167
53-1047	Transportation/Material Moving Supervisors/No Cargo Handlers	7,021	\$32.90	\$24.59	\$31.05	\$39.57	\$68,438
41-3041	Travel Agents	944	\$28.64	\$21.34	\$27.28	\$34.27	\$59,564
37-3013	Tree Trimmers and Pruners	632	\$29.91	\$25.78	\$30.82	\$36.06	\$62,226
25-3097	Tutors and Teachers and Instructors, All Other	2,827					\$48,223
27-2023	Umpires, Referees, and Other Sports Officials	474					\$42,635
51-6093	Upholsterers	226	\$25.66	\$20.85	\$24.19	\$29.36	\$53,380
19-3051	Urban and Regional Planners	1,200	\$44.41	\$37.45	\$43.88	\$50.12	\$92,370
39-3031	Ushers, Lobby Attendants, and Ticket Takers	2,540	\$15.72	\$12.92	\$15.84	\$18.29	\$32,694
29-1131	Veterinarians	1,062	\$48.61	\$40.53	\$47.36	\$56.77	\$101,113
31-9096	Veterinary Assistants and Laboratory Animal Caretakers	2,204	\$15.91	\$14.25	\$15.74	\$17.72	\$33,096
29-2056	Veterinary Technologists and Technicians	1,339	\$20.03	\$17.39	\$19.32	\$22.39	\$41,665
35-3031	Waiters and Waitresses	33,375	\$20.56	\$13.24	\$16.46	\$26.52	\$42,768
51-8031	Water and Wastewater Treatment Plant and System Operators	1,044	\$34.94	\$28.56	\$35.43	\$41.77	\$72,669
15-1257	Web Developers and Digital Interface Designers	12,514	\$68.07	\$51.83	\$72.40	\$88.69	\$141,573
43-5111	Weighers, Measurers, Checkers, and Samplers, Recordkeeping	538	\$21.24	\$17.88	\$21.63	\$24.66	\$44,176
51-4121	Welders, Cutters, Solderers, and Brazers	3,832	\$27.87	\$22.43	\$27.42	\$31.83	\$57,990
51-4122	Welding, Soldering, and Brazing Machine Setters, Operators, and Tenders	85	\$27.73	\$20.87	\$25.77	\$30.59	\$57,682
51-7099	Woodworkers, All Other	11	\$27.23	\$26.04	\$27.94	\$29.84	\$56,638
51-7042	Woodworking Machine Setters, Operators, and Tenders, Except Sawing	890	\$15.87	\$12.58	\$14.63	\$17.88	\$32,995
43-9022	Word Processors and Typists	162	\$27.57	\$20.72	\$25.83	\$34.47	\$57,348
27-3043	Writers and Authors	1,136	\$33.61	\$23.55	\$30.81	\$41.80	\$69,898
19-1023	Zoologists and Wildlife Biologists	1,090	\$41.11	\$28.72	\$37.32	\$52.97	\$85,506

Spokane-Spokane Valley, Washington MSA

2020 Occupational Employment and Wage Estimates

Includes Pend Oreille, Spokane and Stevens counties



SOC code	Spokane-Spokane Valley, Washington MSA occupational title	Estimated employment	Average wage	Percentiles			Annual wage
				25th	50th	75th	
13-2011	Accountants and Auditors	2,359	\$35.41	\$27.43	\$32.60	\$40.00	\$73,662
29-1298	Acupuncturists & Healthcare Diagnosing or Treating Practitioners, All Other		\$48.27	\$27.01	\$35.23	\$65.72	\$100,398
51-9191	Adhesive Bonding Machine Operators and Tenders	101	\$19.81	\$14.63	\$21.61	\$23.97	\$41,200
23-1021	Administrative Law Judges, Adjudicators, and Hearing Officers	18	\$63.60	\$42.75	\$76.42	\$85.69	\$132,278
11-3010	Administrative Services and Facilities Managers	355	\$49.48	\$38.53	\$47.69	\$59.31	\$102,923
25-3011	Adult Literacy, Remedial Ed, GED Teachers/Instructors	133					
41-3011	Advertising Sales Agents	241	\$29.29	\$18.11	\$28.14	\$36.40	\$60,938
17-2011	Aerospace Engineers	25	\$47.10	\$33.39	\$38.18	\$62.14	\$97,967
49-3011	Aircraft Mechanics and Service Technicians	160	\$25.69	\$20.57	\$24.86	\$28.35	\$53,443
39-3091	Amusement and Recreation Attendants	466	\$15.03	\$12.89	\$14.84	\$17.01	\$31,262
29-1211	Anesthesiologists	12					
39-2021	Animal Caretakers	348	\$14.99	\$12.84	\$13.83	\$15.28	\$31,170
33-9011	Animal Control Workers	13	\$22.12	\$18.44	\$20.18	\$24.20	\$46,003
39-2011	Animal Trainers	11	\$14.89	\$12.54	\$13.27	\$14.70	\$30,984
17-1011	Architects, Except Landscape and Naval	168	\$42.31	\$31.86	\$40.27	\$50.07	\$87,998
17-3011	Architectural and Civil Drafters	132	\$25.57	\$21.45	\$24.70	\$29.54	\$53,177
11-9041	Architectural and Engineering Managers	97	\$66.51	\$52.48	\$62.25	\$75.83	\$138,343
25-4011	Archivists	11					
27-1011	Art Directors	21	\$37.56	\$25.69	\$41.26	\$48.48	\$78,120
29-9091	Athletic Trainers	86					\$48,059
27-4011	Audio and Video Technicians	208	\$22.31	\$17.18	\$22.02	\$27.49	\$46,404
53-6031	Automotive and Watercraft Service Attendants	187	\$14.99	\$13.22	\$14.45	\$16.48	\$31,191
49-3021	Automotive Body and Related Repairers	333	\$21.34	\$15.48	\$19.17	\$26.75	\$44,406
49-3023	Automotive Service Technicians and Mechanics	1,307	\$24.07	\$18.43	\$23.02	\$28.48	\$50,079
49-2091	Avionics Technicians		\$33.81	\$28.99	\$34.01	\$38.68	\$70,320
51-3011	Bakers	423	\$15.25	\$12.62	\$14.03	\$16.32	\$31,735
35-3011	Bartenders	916	\$16.05	\$12.83	\$14.24	\$18.00	\$33,374
43-3011	Bill and Account Collectors	252	\$17.54	\$14.25	\$16.78	\$19.55	\$36,463
43-3021	Billing and Posting Clerks	1,005	\$19.30	\$16.33	\$18.70	\$22.29	\$40,130
19-1029	Biological Scientists, All Other	50	\$36.15	\$32.06	\$37.23	\$40.38	\$75,189
19-4021	Biological Technicians	214	\$23.52	\$17.85	\$24.93	\$29.02	\$48,927
43-3031	Bookkeeping, Accounting, and Auditing Clerks	2,840	\$20.72	\$16.84	\$19.85	\$24.06	\$43,100
47-2021	Brickmasons and Blockmasons	141	\$32.10	\$27.72	\$31.08	\$36.75	\$66,764
27-3011	Broadcast Announcers and Radio Disc Jockeys	46					
27-4012	Broadcast Technicians	64	\$20.22	\$14.50	\$17.90	\$25.28	\$42,074
43-4011	Brokerage Clerks		\$28.33	\$21.99	\$25.58	\$31.76	\$58,925
13-2031	Budget Analysts	70	\$34.48	\$27.81	\$32.97	\$40.56	\$71,737
49-3031	Bus and Truck Mechanics and Diesel Engine Specialists	600	\$23.12	\$20.11	\$23.09	\$27.47	\$48,096
53-3052	Bus Drivers, Transit and Intercity	352	\$26.77	\$22.75	\$28.02	\$31.22	\$55,683
51-3021	Butchers and Meat Cutters	322	\$18.78	\$15.47	\$18.39	\$21.99	\$39,059

SOC code	Spokane-Spokane Valley, Washington MSA occupational title	Estimated employment	Average wage	Percentiles			Annual wage
				25th	50th	75th	
13-1020	Buyers and Purchasing Agents	831	\$27.20	\$20.47	\$27.29	\$31.89	\$56,588
51-7011	Cabinetmakers and Bench Carpenters	222	\$19.28	\$16.13	\$18.11	\$22.08	\$40,094
17-3098	Calibration & Engineering Technologists & Technicians, Exc. Drafters, All Other	65	\$27.26	\$20.70	\$25.68	\$34.67	\$56,711
27-4031	Camera Operators, Television, Video, and Film	49	\$22.63	\$13.77	\$19.38	\$28.75	\$47,068
29-2031	Cardiovascular Technologists and Technicians	49	\$27.93	\$18.16	\$24.28	\$37.37	\$58,090
25-2023	Career/Technical Education Teachers, Middle School	77					\$79,928
25-1194	Career/Technical Education Teachers, Postsecondary	331	\$28.41	\$23.23	\$28.14	\$33.72	\$59,081
25-2032	Career/Technical Education Teachers, Secondary School	207					\$76,527
43-5011	Cargo and Freight Agents	58					
47-2031	Carpenters	1,440	\$24.82	\$19.35	\$24.17	\$29.25	\$51,621
47-2041	Carpet Installers	126	\$30.85	\$20.69	\$26.57	\$39.62	\$64,168
41-2011	Cashiers	4,722	\$14.54	\$12.84	\$13.64	\$15.13	\$30,230
47-2051	Cement Masons and Concrete Finishers	442	\$26.99	\$20.39	\$27.14	\$31.72	\$56,143
35-1011	Chefs and Head Cooks	132	\$22.70	\$14.41	\$18.35	\$27.79	\$47,218
51-9011	Chemical Equipment Operators and Tenders		\$22.73	\$17.78	\$23.05	\$27.56	\$47,265
19-4031	Chemical Technicians	191	\$25.66	\$22.27	\$26.60	\$29.79	\$53,371
19-2031	Chemists	50	\$34.73	\$26.20	\$31.71	\$45.43	\$72,237
11-1011	Chief Executives	184	\$111.66	\$74.84			\$232,256
21-1021	Child, Family, and School Social Workers	860	\$26.70	\$21.93	\$27.39	\$32.55	\$55,546
39-9011	Childcare Workers	575	\$14.19	\$12.53	\$12.82	\$14.64	\$29,522
29-1011	Chiropractors	23	\$92.54	\$44.38	\$78.07		\$192,492
17-3022	Civil Engineering Technologists and Technicians	128	\$31.14	\$27.65	\$30.80	\$34.96	\$64,770
17-2051	Civil Engineers	504	\$38.82	\$32.39	\$37.79	\$44.81	\$80,735
13-1031	Claims Adjusters, Examiners, and Investigators		\$34.30	\$27.72	\$33.56	\$39.14	\$71,350
53-7061	Cleaners of Vehicles and Equipment	646	\$15.10	\$13.10	\$14.55	\$16.24	\$31,398
21-2011	Clergy	92	\$29.34	\$25.70	\$29.43	\$33.84	\$61,021
29-2010	Clinical Laboratory Technologists and Technicians	758	\$26.17	\$18.77	\$24.87	\$31.98	\$54,423
19-3031	Clinical, Counseling, and School Psychologists	186	\$41.06	\$34.13	\$40.10	\$48.24	\$85,403
27-2022	Coaches and Scouts	1,294					\$38,887
51-9124	Coating, Painting, and Spraying Machine Setters, Operators, and Tenders	508	\$20.01	\$15.94	\$18.88	\$23.48	\$41,620
27-1021	Commercial and Industrial Designers	26	\$28.62	\$17.90	\$23.12	\$37.18	\$59,530
49-9092	Commercial Divers	55	\$86.21	\$85.11	\$91.58	\$98.06	\$179,321
53-2012	Commercial Pilots	101					\$69,775
21-1099	Community and Social Service Specialists, All Other	130	\$24.96	\$16.42	\$23.73	\$32.26	\$51,930
21-1094	Community Health Workers	163	\$21.62	\$15.22	\$19.41	\$25.99	\$44,974
13-1141	Compensation, Benefits, and Job Analysis Specialists	72	\$32.23	\$23.92	\$30.08	\$37.59	\$67,044
13-1041	Compliance Officers	589	\$31.22	\$23.63	\$28.82	\$37.86	\$64,926
11-3021	Computer and Information Systems Managers	622	\$61.88	\$47.56	\$57.45	\$72.67	\$128,712
17-2061	Computer Hardware Engineers	32	\$57.58	\$42.35	\$57.45	\$70.48	\$119,755
15-1241	Computer Network Architects	105	\$55.72	\$43.31	\$53.52	\$68.86	\$115,894
15-1231	Computer Network Support Specialists	245	\$38.77	\$28.34	\$36.59	\$47.59	\$80,664
51-9161	Computer Numerically Controlled Tool Operators	186	\$21.03	\$15.54	\$17.99	\$26.59	\$43,741
51-9162	Computer Numerically Controlled Tool Programmers	30	\$25.29	\$20.00	\$23.53	\$29.41	\$52,612
15-1299	Computer Occupations, All Other	490	\$34.57	\$23.54	\$33.66	\$43.17	\$71,910
15-1251	Computer Programmers	185	\$33.58	\$27.43	\$34.44	\$39.08	\$69,847

SOC code	Spokane-Spokane Valley, Washington MSA occupational title	Estimated employment	Average wage	Percentiles			Annual wage
				25th	50th	75th	
15-1211	Computer Systems Analysts	718	\$40.66	\$33.61	\$38.30	\$44.96	\$84,586
15-1232	Computer User Support Specialists	1,114	\$23.62	\$16.86	\$22.89	\$29.04	\$49,122
49-2011	Computer, Automated Teller, and Office Machine Repairers		\$22.44	\$18.13	\$21.79	\$26.87	\$46,665
39-6012	Concierges	37	\$16.72	\$14.55	\$16.52	\$19.03	\$34,775
19-1031	Conservation Scientists	75	\$31.09	\$24.84	\$28.09	\$38.44	\$64,688
47-4011	Construction and Building Inspectors	106	\$31.62	\$26.89	\$32.73	\$37.78	\$65,754
47-2061	Construction Laborers	2,136	\$21.97	\$15.97	\$18.94	\$27.65	\$45,708
11-9021	Construction Managers	477	\$41.92	\$33.27	\$39.57	\$48.35	\$87,182
35-2011	Cooks, Fast Food		\$14.88	\$13.17	\$14.78	\$16.26	\$30,964
35-2012	Cooks, Institution and Cafeteria	652	\$17.16	\$14.59	\$16.84	\$19.26	\$35,692
35-2014	Cooks, Restaurant	2,132	\$15.47	\$13.56	\$15.17	\$17.27	\$32,169
35-2015	Cooks, Short Order	142	\$15.02	\$13.16	\$14.33	\$16.15	\$31,232
33-3012	Correctional Officers and Jailers	723	\$28.08	\$25.26	\$27.90	\$30.65	\$58,415
13-1051	Cost Estimators	371	\$32.84	\$24.45	\$31.12	\$38.65	\$68,306
21-1019	Counselors, All Other		\$24.15	\$21.49	\$23.44	\$25.40	\$50,214
41-2021	Counter and Rental Clerks	989	\$18.64	\$13.17	\$17.16	\$22.43	\$38,779
43-4031	Court, Municipal, and License Clerks	206	\$23.00	\$19.67	\$22.73	\$26.36	\$47,843
13-2041	Credit Analysts	239	\$37.23	\$26.94	\$31.42	\$42.98	\$77,449
43-4041	Credit Authorizers, Checkers, and Clerks	10	\$25.49	\$19.04	\$25.72	\$30.87	\$53,025
13-2071	Credit Counselors		\$19.98	\$15.08	\$18.65	\$24.19	\$41,540
39-9098	Crematory Operators and Personal Care and Service Workers, All Other	70	\$15.69	\$13.40	\$15.95	\$17.85	\$32,622
33-9091	Crossing Guards and Flaggers	154	\$21.10	\$18.90	\$22.02	\$24.05	\$43,870
51-9021	Crushing, Grinding, & Polishing Machine Setters, Operators, & Tenders	55	\$22.31	\$17.34	\$22.21	\$27.85	\$46,394
43-4051	Customer Service Representatives	4,355	\$19.02	\$14.78	\$17.74	\$21.94	\$39,567
51-4031	Cut/Punch/Press Machine Setters/Operators/Tenders, Metal/Plastic	274	\$18.51	\$15.93	\$17.67	\$19.44	\$38,496
51-9032	Cutting and Slicing Machine Setters, Operators, and Tenders	33	\$19.74	\$15.58	\$17.74	\$22.39	\$41,067
43-9021	Data Entry Keyers	133	\$17.59	\$14.76	\$17.13	\$19.37	\$36,586
15-2098	Data Scientists and Mathematical Science Occupations, All Other		\$34.23	\$26.32	\$29.11	\$34.28	\$71,195
15-1245	Database Administrators and Architects	121	\$43.59	\$31.24	\$42.75	\$54.15	\$90,654
41-9011	Demonstrators and Product Promoters	162	\$14.63	\$13.55	\$14.55	\$15.54	\$30,427
31-9091	Dental Assistants	986	\$21.09	\$18.10	\$20.49	\$23.67	\$43,850
29-1292	Dental Hygienists	449	\$41.10	\$36.63	\$41.38	\$47.36	\$85,485
51-9081	Dental Laboratory Technicians	88	\$22.95	\$17.61	\$22.08	\$25.15	\$47,736
29-1029	Dentists, All Other Specialists	11	\$67.06	\$54.09	\$59.34	\$85.53	\$139,479
29-1021	Dentists, General	290	\$104.01	\$75.18	\$98.17		\$216,343
43-9031	Desktop Publishers		\$21.10	\$14.30	\$20.11	\$27.03	\$43,889
33-3021	Detectives and Criminal Investigators	286	\$43.52	\$38.18	\$42.40	\$48.18	\$90,522
29-2032	Diagnostic Medical Sonographers	166	\$42.15	\$37.15	\$43.35	\$48.03	\$87,661
29-2051	Dietetic Technicians	29	\$20.76	\$16.69	\$21.15	\$24.60	\$43,177
29-1031	Dietitians and Nutritionists	165	\$29.87	\$25.54	\$29.85	\$34.75	\$62,114
35-9011	Dining Room and Cafeteria Attendants and Bartender Helpers	403	\$13.37	\$12.49	\$12.74	\$13.13	\$27,812
35-9021	Dishwashers	1,012	\$13.16	\$12.45	\$12.81	\$13.79	\$27,379
43-5032	Dispatchers, Except Police, Fire, and Ambulance	291	\$21.53	\$15.89	\$22.30	\$25.28	\$44,770
53-3031	Driver/Sales Workers	794	\$18.99	\$13.01	\$16.87	\$24.82	\$39,486
47-2081	Drywall and Ceiling Tile Installers		\$26.68	\$18.71	\$26.97	\$33.70	\$55,494

SOC code	Spokane-Spokane Valley, Washington MSA occupational title	Estimated employment	Average wage	Percentiles			Annual wage
				25th	50th	75th	
47-5097	Earth Drillers, Exc. Oil/Gas/Explosives, Ordn. Handling Experts & Blasters	39	\$24.01	\$19.76	\$23.68	\$29.18	\$49,952
27-3041	Editors	174	\$26.45	\$16.58	\$23.92	\$30.69	\$55,015
11-9039	Education Administrators, All Other		\$34.11	\$28.35	\$30.96	\$43.07	\$70,943
11-9032	Education Administrators, Kindergarten through Secondary	379					\$113,277
11-9033	Education Administrators, Postsecondary	190	\$47.91	\$35.11	\$43.47	\$52.88	\$99,665
11-9031	Education and Childcare Administrators, Preschool and Daycare	61	\$28.34	\$22.63	\$28.61	\$32.69	\$58,960
25-9099	Educational Instruction and Library Workers, All Other	168	\$25.33	\$18.87	\$24.58	\$32.03	\$52,686
21-1012	Educational, Guidance, and Career Counselors and Advisors	420	\$34.02	\$27.54	\$33.62	\$41.41	\$70,766
49-2092	Electric Motor, Power Tool, and Related Repairers		\$24.98	\$19.18	\$22.74	\$27.48	\$51,960
17-3023	Electrical and Electronic Engineering Technologists and Technicians	112	\$33.25	\$29.37	\$34.62	\$37.26	\$69,152
17-3012	Electrical and Electronics Drafters	14	\$29.22	\$19.96	\$28.27	\$37.48	\$60,786
49-2094	Electrical and Electronics Repairers, Commercial and Industrial Equipment	71	\$40.13	\$30.09	\$36.10	\$56.06	\$83,476
17-2071	Electrical Engineers	285	\$49.57	\$37.64	\$48.20	\$61.44	\$103,105
49-9051	Electrical Power-Line Installers and Repairers	228	\$47.68	\$43.76	\$47.83	\$53.74	\$99,157
51-2028	Electrical/Electronic/Electromechanical Assemblers Only	352	\$19.42	\$15.28	\$18.23	\$23.31	\$40,391
47-2111	Electricians	1,132	\$28.47	\$20.34	\$27.81	\$35.32	\$59,223
17-2072	Electronics Engineers, Except Computer	93	\$47.60	\$42.04	\$47.59	\$54.63	\$99,009
25-2021	Elementary School Teachers, Except Special Education	2,364					\$70,163
43-4061	Eligibility Interviewers, Government Programs	426	\$22.58	\$18.78	\$22.73	\$26.36	\$46,962
29-2040	Emergency Medical Technicians and Paramedics	185	\$25.20	\$20.62	\$22.92	\$25.24	\$52,421
17-2199	Engineers, All Other	97	\$42.91	\$31.96	\$42.03	\$54.28	\$89,244
17-3025	Environmental Engineering Technologists and Technicians	17	\$25.08	\$20.16	\$24.29	\$29.91	\$52,155
17-2081	Environmental Engineers	117	\$38.00	\$31.44	\$36.13	\$43.60	\$79,050
19-4042	Environmental Science and Protection Technicians, Including Health	45	\$22.72	\$19.96	\$22.78	\$25.71	\$47,252
19-2041	Environmental Scientists and Specialists, Including Health	102	\$32.39	\$28.09	\$32.06	\$35.99	\$67,375
47-5022	Excavating and Loading Machine and Dragline Operators, Surface Mining		\$30.77	\$26.79	\$29.64	\$34.84	\$64,003
43-6011	Executive Secretaries and Executive Administrative Assistants	430	\$24.62	\$19.30	\$24.28	\$29.53	\$51,202
39-9031	Exercise Trainers and Group Fitness Instructors	693	\$24.17	\$19.00	\$23.64	\$29.65	\$50,277
51-9041	Extruding/Form/Press/Compact Mach Setters/Operators/Tenders	88	\$19.82	\$14.77	\$19.04	\$23.87	\$41,231
29-1215	Family Medicine Physicians	48	\$114.37	\$88.76			\$237,906
49-3041	Farm Equipment Mechanics and Service Technicians	48	\$20.35	\$17.37	\$18.98	\$22.14	\$42,341
45-2092	Farmworkers and Laborers, Crop, Nursery, and Greenhouse		\$17.91	\$16.27	\$18.05	\$19.74	\$37,260
45-2093	Farmworkers, Farm, Ranch, and Aquacultural Animals	35	\$16.25	\$12.61	\$16.29	\$19.25	\$33,799
35-3023	Fast Food and Counter Workers	8,128	\$13.39	\$12.52	\$12.84	\$14.06	\$27,853
43-4071	File Clerks	69	\$18.44	\$14.91	\$18.67	\$22.24	\$38,348
27-4032	Film and Video Editors	15	\$34.09	\$14.83	\$28.29	\$44.85	\$70,889
13-2098	Financial & Investment Analysts, Financial Risk Specialists, All Other	418	\$32.88	\$24.85	\$29.60	\$38.46	\$68,388
43-3099	Financial Clerks, All Other	13	\$30.69	\$20.43	\$23.45	\$33.01	\$63,821
13-2061	Financial Examiners	37	\$42.09	\$33.11	\$39.29	\$48.65	\$87,539
11-3031	Financial Managers	767	\$59.88	\$39.79	\$51.97	\$71.81	\$124,548
33-2011	Firefighters	608	\$34.71	\$29.43	\$35.33	\$40.09	\$72,208
47-1011	First-Line Supervisors of Construction Trades and Extraction Workers	1,036	\$34.56	\$28.09	\$33.31	\$39.42	\$71,894
33-1011	First-Line Supervisors of Correctional Officers	92	\$36.01	\$31.56	\$35.15	\$39.99	\$74,906
45-1011	First-Line Supervisors of Farming, Fishing, and Forestry Workers		\$26.73	\$24.86	\$27.00	\$29.20	\$55,597
33-1021	First-Line Supervisors of Firefighting and Prevention Workers	245	\$53.05	\$47.28	\$53.68	\$60.39	\$110,330

SOC code	Spokane-Spokane Valley, Washington MSA occupational title	Estimated employment	Average wage	Percentiles			Annual wage
				25th	50th	75th	
35-1012	First-Line Supervisors of Food Preparation and Serving Workers	1,768	\$19.40	\$14.78	\$17.53	\$22.73	\$40,337
37-1011	First-Line Supervisors of Housekeeping and Janitorial Workers	186	\$18.73	\$14.67	\$17.46	\$22.41	\$38,947
37-1012	First-Line Sprvs. of Landscaping, Lawn Service, & Groundskeeping Workers	144	\$32.70	\$25.59	\$30.62	\$43.02	\$68,015
49-1011	First-Line Supervisors of Mechanics, Installers, and Repairers	698	\$34.43	\$27.67	\$33.24	\$39.81	\$71,608
41-1012	First-Line Supervisors of Non-Retail Sales Workers	331	\$36.57	\$26.61	\$32.09	\$44.82	\$76,069
43-1011	First-Line Supervisors of Office and Administrative Support Workers	2,301	\$30.16	\$23.28	\$28.64	\$34.83	\$62,735
33-1012	First-Line Supervisors of Police and Detectives	166	\$54.07	\$46.80	\$54.64	\$62.54	\$112,473
51-1011	First-Line Supervisors of Production and Operating Workers	1,111	\$30.77	\$23.17	\$28.59	\$36.31	\$64,013
41-1011	First-Line Supervisors of Retail Sales Workers	2,176	\$22.17	\$15.16	\$18.92	\$25.34	\$46,099
33-3031	Fish and Game Wardens	12	\$33.49	\$29.40	\$40.53	\$40.54	\$69,653
47-2042	Floor Layers, Except Carpet, Wood, and Hard Tiles	27	\$18.90	\$16.74	\$18.64	\$21.53	\$39,310
27-1023	Floral Designers	85	\$14.10	\$12.64	\$13.74	\$15.06	\$29,316
51-3092	Food Batchmakers	243	\$21.73	\$16.98	\$22.69	\$26.57	\$45,195
35-2021	Food Preparation Workers	897	\$15.09	\$12.82	\$14.15	\$16.05	\$31,376
35-3041	Food Servers, Nonrestaurant	458	\$13.89	\$12.61	\$13.04	\$14.73	\$28,883
11-9051	Food Service Managers	141	\$37.44	\$31.13	\$37.39	\$44.94	\$77,877
19-4092	Forensic Science Technicians	19	\$29.11	\$23.06	\$30.46	\$36.13	\$60,552
19-4071	Forest and Conservation Technicians	63	\$25.44	\$21.66	\$26.24	\$29.00	\$52,911
45-4011	Forest and Conservation Workers	16	\$15.58	\$12.59	\$12.60	\$17.98	\$32,398
19-1032	Foresters	43	\$31.24	\$28.10	\$31.06	\$34.38	\$64,974
51-4071	Foundry Mold and Coremakers	137	\$20.47	\$17.66	\$19.45	\$22.59	\$42,563
13-1131	Fundraisers	154	\$28.77	\$20.76	\$29.51	\$35.56	\$59,856
51-9051	Furnace, Kiln, Oven, Drier, and Kettle Operators and Tenders	141	\$22.70	\$20.68	\$22.95	\$25.13	\$47,224
11-1021	General and Operations Managers	3,072	\$54.40	\$33.92	\$47.16	\$67.28	\$113,145
19-2042	Geoscientists, Except Hydrologists and Geographers	34	\$40.85	\$34.89	\$41.87	\$46.84	\$84,964
47-2121	Glaziers	115	\$22.77	\$20.70	\$22.93	\$25.16	\$47,366
27-1024	Graphic Designers	405	\$20.28	\$15.72	\$19.55	\$23.66	\$42,176
51-4033	Grind/Lap/Polish/Buff Machine Setters/Operators & Tenders/Metal & Plastic	117	\$17.39	\$14.84	\$17.04	\$19.20	\$36,181
51-9022	Grinding and Polishing Workers, Hand		\$15.64	\$12.67	\$13.60	\$18.34	\$32,534
39-5012	Hairdressers, Hairstylists, and Cosmetologists	857	\$18.47	\$13.29	\$17.56	\$20.08	\$38,411
17-2111	Health and Safety Engineers, Exc. Mining Safety Engineers and Inspectors	10	\$44.39	\$37.03	\$43.25	\$50.86	\$92,339
21-1091	Health Education Specialists	68	\$29.35	\$22.87	\$27.76	\$33.39	\$61,042
29-9098	Health Info Techs & Practitioners/Reg. Med./Surg. Assts./Tech., All Other	53	\$31.04	\$18.73	\$27.68	\$44.86	\$64,556
25-1071	Health Specialties Teachers, Postsecondary	25					
21-1022	Healthcare Social Workers	352	\$27.03	\$20.04	\$26.46	\$32.23	\$56,231
31-9099	Healthcare Support Workers, All Other	308	\$19.23	\$16.31	\$18.39	\$20.50	\$39,997
49-9021	Heating, Air Conditioning, and Refrigeration Mechanics and Installers	464	\$24.21	\$17.49	\$23.01	\$29.25	\$50,355
53-3032	Heavy and Tractor-Trailer Truck Drivers	3,235	\$25.15	\$20.10	\$24.92	\$29.39	\$52,303
47-3019	Helpers, Construction Trades, All Other		\$25.90	\$23.83	\$27.13	\$29.43	\$53,866
47-3011	Helpers-Brickmasons, Blockmasons, Stonemasons, & Tile & Marble Setters	29	\$26.52	\$25.96	\$28.28	\$30.52	\$55,144
49-9098	Helpers-Installation, Maintenance, and Repair Workers	145	\$15.47	\$12.78	\$14.21	\$16.68	\$32,180
51-9198	Helpers-Production Workers	139	\$17.49	\$14.47	\$17.09	\$19.83	\$36,375
47-4051	Highway Maintenance Workers	214	\$25.33	\$22.74	\$25.30	\$27.81	\$52,692
49-9031	Home Appliance Repairers	124	\$20.71	\$17.05	\$19.24	\$23.46	\$43,067
31-1120	Home Health and Personal Care Aides	7,624	\$14.76	\$13.22	\$14.45	\$15.92	\$30,706

SOC code	Spokane-Spokane Valley, Washington MSA occupational title	Estimated employment	Average wage	Percentiles			Annual wage
				25th	50th	75th	
35-9031	Hosts and Hostesses, Restaurant, Lounge, and Coffee Shop	606	\$14.70	\$12.64	\$13.23	\$14.95	\$30,572
43-4081	Hotel, Motel, and Resort Desk Clerks	305	\$14.07	\$12.81	\$13.87	\$15.00	\$29,283
43-4161	Human Resources Assistants, Except Payroll and Timekeeping	193	\$19.78	\$17.20	\$19.45	\$22.72	\$41,144
11-3121	Human Resources Managers	172	\$60.41	\$46.64	\$57.49	\$69.52	\$125,647
13-1071	Human Resources Specialists	936	\$28.64	\$21.95	\$27.35	\$34.06	\$59,561
19-2043	Hydrologists	27	\$39.80	\$35.08	\$40.67	\$43.17	\$82,768
17-3026	Industrial Engineering Technologists and Technicians	21	\$27.30	\$23.65	\$28.09	\$31.78	\$56,782
17-2112	Industrial Engineers	185	\$40.49	\$30.15	\$38.75	\$50.16	\$84,229
49-9041	Industrial Machinery Mechanics	516	\$26.92	\$21.25	\$25.94	\$32.04	\$55,978
11-3051	Industrial Production Managers	168	\$51.61	\$37.79	\$48.07	\$60.77	\$107,341
53-7051	Industrial Truck and Tractor Operators	308	\$20.58	\$16.20	\$20.02	\$24.58	\$42,805
43-4199	Information and Record Clerks, All Other	274	\$19.43	\$16.16	\$19.39	\$22.41	\$40,407
15-1212	Information Security Analysts	155	\$50.69	\$40.88	\$49.14	\$60.08	\$105,444
51-9061	Inspectors, Testers, Sorters, Samplers, and Weighers	505	\$23.41	\$16.35	\$22.26	\$28.77	\$48,688
49-9099	Installation, Maintenance, and Repair Workers, All Other	258	\$21.80	\$14.72	\$20.89	\$28.16	\$45,347
25-9031	Instructional Coordinators		\$32.74	\$25.23	\$30.60	\$40.84	\$68,100
47-2131	Insulation Workers, Floor, Ceiling, and Wall		\$22.69	\$20.32	\$22.65	\$24.99	\$47,191
43-9041	Insurance Claims and Policy Processing Clerks	649	\$21.35	\$18.65	\$20.83	\$23.76	\$44,391
41-3021	Insurance Sales Agents	1,031	\$29.58	\$18.99	\$27.21	\$33.18	\$61,521
13-2053	Insurance Underwriters		\$37.60	\$26.37	\$32.03	\$46.04	\$78,213
27-1025	Interior Designers	42	\$27.19	\$19.43	\$26.65	\$34.23	\$56,558
27-3091	Interpreters and Translators		\$17.75	\$13.51	\$14.75	\$22.42	\$36,915
43-4111	Interviewers, Except Eligibility and Loan	221	\$17.74	\$15.70	\$17.56	\$19.36	\$36,894
37-2011	Janitors and Cleaners, Except Maids and Housekeeping Cleaners	4,431	\$16.87	\$13.30	\$16.10	\$19.24	\$35,105
51-9071	Jewelers and Precious Stone and Metal Workers	94	\$18.79	\$14.18	\$15.93	\$24.05	\$39,080
23-1023	Judges, Magistrate Judges, and Magistrates	54	\$60.03	\$42.85	\$54.17	\$77.56	\$124,862
25-2012	Kindergarten Teachers, Except Special Education	368					\$65,260
13-1075	Labor Relations Specialists	134	\$37.46	\$25.63	\$35.04	\$51.12	\$77,907
53-7062	Laborers and Freight, Stock, and Material Movers, Hand	4,147	\$16.98	\$13.18	\$15.85	\$19.31	\$35,328
17-1012	Landscape Architects	47	\$40.13	\$27.27	\$37.60	\$55.01	\$83,473
37-3011	Landscaping and Groundskeeping Workers	2,157	\$17.11	\$13.77	\$15.41	\$19.21	\$35,599
51-4034	Lathe & Turning Machine Tool Setters, Oprs. & Tenders, Metal & Plastic	22	\$17.00	\$14.46	\$16.79	\$18.85	\$35,372
51-6011	Laundry and Dry-Cleaning Workers	411	\$13.73	\$12.55	\$13.16	\$14.56	\$28,560
23-1011	Lawyers	937	\$48.12	\$33.77	\$38.70	\$54.94	\$100,082
43-6012	Legal Secretaries and Administrative Assistants	263	\$21.54	\$17.88	\$20.52	\$25.08	\$44,801
23-2099	Legal Support Workers, All Other	52	\$29.73	\$24.00	\$27.27	\$30.63	\$61,839
11-1031	Legislators	35					\$75,688
25-4022	Librarians and Media Collections Specialists	206	\$31.53	\$24.91	\$30.65	\$39.12	\$65,598
43-4121	Library Assistants, Clerical	211	\$17.21	\$13.76	\$17.19	\$19.93	\$35,787
25-4031	Library Technicians	131	\$18.37	\$14.47	\$17.90	\$21.53	\$38,202
29-2061	Licensed Practical and Licensed Vocational Nurses	659	\$27.66	\$24.62	\$28.09	\$30.78	\$57,528
19-4099	Life, Physical, and Social Science Technicians, All Other	74	\$28.09	\$23.11	\$27.88	\$31.25	\$58,427
33-9092	Lifeguards, Ski Patrol, and Other Recreational Protective Service Workers	74	\$12.76	\$12.53	\$12.68	\$12.83	\$26,555
53-3033	Light Truck Drivers	1,836	\$20.14	\$14.92	\$18.08	\$23.59	\$41,892
43-4131	Loan Interviewers and Clerks	436	\$21.96	\$17.69	\$21.65	\$26.20	\$45,671

SOC code	Spokane-Spokane Valley, Washington MSA occupational title	Estimated employment	Average wage	Percentiles			Annual wage
				25th	50th	75th	
13-2072	Loan Officers	878	\$31.10	\$21.04	\$27.45	\$37.47	\$64,702
49-9094	Locksmiths and Safe Repairers		\$17.68	\$13.44	\$14.59	\$21.43	\$36,790
11-9081	Lodging Managers	69	\$29.86	\$21.38	\$25.83	\$32.07	\$62,106
45-4022	Logging Equipment Operators	219	\$25.01	\$22.52	\$25.40	\$28.20	\$52,022
13-1081	Logisticians	127	\$29.58	\$19.95	\$27.35	\$36.36	\$61,515
53-7063	Machine Feeders and Offbearers	132	\$17.70	\$14.34	\$17.11	\$20.87	\$36,811
51-4041	Machinists	861	\$20.76	\$16.65	\$20.39	\$24.43	\$43,177
29-2035	Magnetic Resonance Imaging Technologists	71	\$41.56	\$36.22	\$41.40	\$47.20	\$86,445
37-2012	Maids and Housekeeping Cleaners	1,365	\$13.22	\$12.43	\$12.70	\$13.63	\$27,482
43-9051	Mail Clerks and Mail Machine Operators, Except Postal Service	59	\$18.59	\$15.67	\$17.68	\$21.38	\$38,676
49-9071	Maintenance and Repair Workers, General	2,290	\$20.76	\$15.70	\$19.69	\$24.76	\$43,179
49-9043	Maintenance Workers, Machinery	72	\$24.51	\$18.02	\$22.87	\$32.17	\$50,979
13-1111	Management Analysts	820	\$42.52	\$29.97	\$39.02	\$51.71	\$88,425
39-5092	Manicurists and Pedicurists		\$17.35	\$14.06	\$15.39	\$22.03	\$36,083
13-1161	Market Research Analysts and Marketing Specialists	853	\$27.78	\$18.59	\$24.30	\$31.77	\$57,799
21-1013	Marriage and Family Therapists		\$19.63	\$17.40	\$18.77	\$20.09	\$40,827
31-9011	Massage Therapists	216	\$26.82	\$23.17	\$26.51	\$30.97	\$55,788
53-7199	Material Moving Workers, All Other		\$20.39	\$13.92	\$15.35	\$27.86	\$42,411
17-2131	Materials Engineers	18	\$37.80	\$29.00	\$35.19	\$40.77	\$78,631
51-3022	Meat, Poultry, and Fish Cutters and Trimmers		\$14.67	\$13.29	\$14.35	\$15.44	\$30,506
17-3013	Mechanical Drafters	121	\$21.55	\$17.65	\$21.06	\$24.38	\$44,831
17-3027	Mechanical Engineering Technologists and Technicians	37	\$30.17	\$24.23	\$29.10	\$35.32	\$62,768
17-2141	Mechanical Engineers	349	\$39.97	\$30.04	\$38.73	\$48.36	\$83,136
27-3099	Media and Communication Workers, All Other	14	\$22.91	\$12.48	\$15.10	\$29.61	\$47,651
11-9111	Medical and Health Services Managers		\$55.73	\$33.61	\$45.80	\$61.70	\$115,934
31-9092	Medical Assistants	1,514	\$18.59	\$16.18	\$18.16	\$20.31	\$38,658
29-2098	Medical Dosimetrists/ Med. Rcrds./Health Technologists/Techs., All Other	774	\$23.55	\$17.74	\$21.84	\$27.82	\$48,979
31-9093	Medical Equipment Preparers	95	\$19.64	\$17.01	\$19.06	\$21.95	\$40,863
49-9062	Medical Equipment Repairers	87	\$29.10	\$21.51	\$27.89	\$36.49	\$60,537
19-1042	Medical Scientists, Except Epidemiologists		\$48.72	\$35.61	\$46.33	\$59.81	\$101,338
43-6013	Medical Secretaries and Administrative Assistants	861	\$18.83	\$16.31	\$18.57	\$21.52	\$39,147
31-9094	Medical Transcriptionists	90	\$17.31	\$14.44	\$16.23	\$19.58	\$35,980
13-1121	Meeting, Convention, and Event Planners	140	\$21.66	\$16.88	\$19.46	\$26.33	\$45,042
21-1023	Mental Health and Substance Abuse Social Workers	205	\$26.94	\$18.28	\$27.39	\$32.56	\$56,037
27-1026	Merchandise Displayers and Window Trimmers	88	\$17.33	\$13.84	\$15.42	\$19.05	\$36,047
51-4199	Metal Workers and Plastic Workers, All Other	82	\$14.85	\$13.00	\$14.21	\$15.47	\$30,895
51-4051	Metal-Refining Furnace Operators and Tenders	76	\$19.49	\$16.78	\$18.73	\$21.75	\$40,545
43-5041	Meter Readers, Utilities	20	\$24.47	\$18.85	\$26.49	\$29.09	\$50,905
25-2022	Middle School Teachers, Except Special and Career/Technical Education	795					\$75,597
49-9044	Millwrights	239	\$23.86	\$17.62	\$26.29	\$29.52	\$49,640
51-2090	Miscellaneous Assemblers and Fabricators	1,276	\$17.19	\$13.99	\$16.43	\$19.42	\$35,751
47-4090	Miscellaneous Construction and Related Workers	33	\$21.04	\$15.85	\$19.00	\$26.17	\$43,750
33-1090	Miscellaneous First-Line Supervisors, Protective Service Workers	140	\$21.42	\$15.03	\$20.68	\$26.39	\$44,550
51-9023	Mixing and Blending Machine Setters, Operators, and Tenders	151	\$22.26	\$15.53	\$21.04	\$27.77	\$46,302
49-3042	Mobile Heavy Equipment Mechanics, Except Engines	391	\$27.71	\$22.58	\$27.77	\$32.77	\$57,644

SOC code	Spokane-Spokane Valley, Washington MSA occupational title	Estimated employment	Average wage	Percentiles			Annual wage
				25th	50th	75th	
51-9195	Molders, Shapers, and Casters, Except Metal and Plastic		\$25.32	\$19.32	\$24.56	\$31.64	\$52,673
51-4072	Molding/Coremaking/Casting Mach. Setters/Oprs. & Tenders/Metal & Plastic	541	\$19.82	\$15.75	\$18.27	\$22.93	\$41,221
39-4031	Morticians, Undertakers, and Funeral Arrangers	33	\$27.87	\$25.78	\$28.60	\$31.29	\$57,982
53-3099	Motor Vehicle Operators, All Other	56	\$14.90	\$12.47	\$13.53	\$15.42	\$30,994
49-3052	Motorcycle Mechanics	119	\$23.03	\$14.98	\$19.46	\$31.02	\$47,902
51-4081	Multiple Machine Tool Setters, Operators, and Tenders, Metal and Plastic	127	\$20.16	\$16.59	\$18.80	\$23.15	\$41,928
27-2041	Music Directors and Composers	16	\$20.92	\$12.57	\$17.58	\$26.14	\$43,514
49-9063	Musical Instrument Repairers and Tuners		\$15.36	\$13.09	\$13.90	\$14.71	\$31,955
27-2042	Musicians and Singers	115					
11-9121	Natural Sciences Managers	69	\$52.55	\$44.79	\$51.24	\$59.18	\$109,286
15-1244	Network and Computer Systems Administrators	456	\$39.75	\$31.03	\$39.28	\$47.97	\$82,697
43-4141	New Accounts Clerks		\$17.77	\$14.76	\$16.31	\$20.83	\$36,975
27-3023	News Analysts, Reporters, and Journalists	144	\$26.29	\$16.57	\$19.41	\$27.60	\$54,688
29-2033	Nuclear Medicine Technologists	18	\$43.95	\$38.53	\$44.03	\$49.13	\$91,410
29-1151	Nurse Anesthetists	43	\$92.93	\$87.27	\$93.47	\$99.68	\$193,299
29-1171	Nurse Practitioners	394	\$78.63	\$53.52	\$66.50	\$82.93	\$163,544
31-1131	Nursing Assistants	2,575	\$15.84	\$13.86	\$15.68	\$17.75	\$32,952
19-5011	Occupational Health and Safety Specialists	147	\$35.78	\$29.02	\$35.07	\$42.10	\$74,423
29-1122	Occupational Therapists	262	\$36.90	\$31.78	\$37.05	\$43.00	\$76,762
31-2012	Occupational Therapy Aides	17	\$15.78	\$13.87	\$15.53	\$17.98	\$32,828
31-2011	Occupational Therapy Assistants	52	\$29.86	\$26.03	\$29.75	\$34.12	\$62,113
43-9199	Office and Administrative Support Workers, All Other	393	\$21.08	\$16.84	\$20.21	\$23.82	\$43,838
43-9061	Office Clerks, General	5,638	\$18.52	\$14.61	\$17.49	\$20.98	\$38,512
43-9071	Office Machine Operators, Except Computer	61	\$16.07	\$13.36	\$14.86	\$17.55	\$33,421
47-2073	Operating Engineers and Other Construction Equipment Operators	710	\$30.88	\$25.24	\$29.61	\$36.83	\$64,240
15-2031	Operations Research Analysts	49	\$38.60	\$26.97	\$35.08	\$48.89	\$80,296
51-9083	Ophthalmic Laboratory Technicians		\$16.98	\$12.97	\$15.87	\$19.19	\$35,320
29-2057	Ophthalmic Medical Technicians	313	\$19.94	\$16.96	\$18.88	\$22.65	\$41,481
29-2081	Opticians, Dispensing	95	\$18.27	\$13.81	\$15.63	\$22.02	\$38,008
29-1041	Optometrists	59	\$56.47	\$51.60	\$57.25	\$62.63	\$117,456
43-4151	Order Clerks	256	\$18.10	\$14.07	\$16.95	\$19.89	\$37,651
29-2091	Orthotists and Prosthetists		\$33.13	\$27.30	\$34.08	\$39.09	\$68,897
49-3053	Outdoor Power Equipment and Other Small Engine Mechanics		\$15.79	\$12.74	\$16.38	\$18.04	\$32,845
51-9111	Packaging and Filling Machine Operators and Tenders	333	\$16.88	\$12.61	\$15.38	\$19.35	\$35,105
53-7064	Packers and Packagers, Hand	811	\$17.82	\$13.19	\$14.90	\$21.44	\$37,070
47-2141	Painters, Construction and Maintenance	704	\$21.42	\$17.57	\$20.98	\$25.16	\$44,554
51-9196	Paper Goods Machine Setters, Operators, and Tenders	125	\$28.85	\$20.74	\$28.46	\$36.20	\$60,008
23-2011	Paralegals and Legal Assistants	499	\$25.11	\$21.53	\$24.83	\$28.63	\$52,227
53-6021	Parking Attendants	257	\$14.26	\$12.61	\$13.22	\$14.97	\$29,667
41-2022	Parts Salespersons	690	\$20.61	\$14.88	\$19.51	\$26.00	\$42,850
53-3058	Passenger Vehicle Drivers, Except Bus Drivers, Transit and Intercity	1,281	\$19.22	\$16.07	\$18.94	\$22.55	\$39,994
47-2071	Paving, Surfacing, and Tamping Equipment Operators	20	\$22.30	\$20.56	\$22.59	\$24.58	\$46,388
43-3051	Payroll and Timekeeping Clerks	200	\$24.79	\$20.95	\$24.24	\$28.84	\$51,571
29-1221	Pediatricians, General		\$108.45	\$88.78	\$97.67		\$225,577
13-2052	Personal Financial Advisors	191	\$56.11	\$27.51	\$46.71	\$63.67	\$116,708

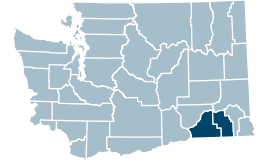
SOC code	Spokane-Spokane Valley, Washington MSA occupational title	Estimated employment	Average wage	Percentiles			Annual wage
				25th	50th	75th	
11-9198	Personal Svc. Mgrs, Entmt. & Recr. Mgrs., Exc. Gambling & Mgrs., All Other	616	\$48.08	\$36.68	\$48.40	\$58.65	\$99,990
39-1098	Personal Svcs. & Entmt & Recr. Supervisors, Except Gambling Services	423	\$22.33	\$15.95	\$19.24	\$28.35	\$46,446
37-3012	Pesticide Handlers, Sprayers, and Applicators, Vegetation		\$18.96	\$16.87	\$18.65	\$20.64	\$39,441
29-1051	Pharmacists	650	\$62.04	\$52.77	\$61.88	\$73.27	\$129,050
31-9095	Pharmacy Aides	67	\$17.98	\$14.36	\$16.90	\$19.72	\$37,412
29-2052	Pharmacy Technicians	580	\$20.10	\$17.56	\$19.72	\$22.81	\$41,818
31-9097	Phlebotomists	344	\$20.29	\$16.54	\$18.97	\$22.42	\$42,212
27-4021	Photographers	91	\$22.18	\$15.59	\$21.01	\$25.85	\$46,118
51-9151	Photographic Process Workers and Processing Machine Operators	113	\$16.51	\$13.94	\$15.72	\$18.67	\$34,347
31-2022	Physical Therapist Aides	159	\$14.69	\$12.71	\$13.37	\$15.07	\$30,552
31-2021	Physical Therapist Assistants	230	\$27.31	\$23.23	\$27.29	\$31.16	\$56,808
29-1123	Physical Therapists	650	\$39.36	\$34.24	\$38.86	\$45.22	\$81,869
29-1071	Physician Assistants	260	\$66.77	\$49.87	\$60.56	\$73.72	\$138,887
29-1228	Physicians, All Other and Ophthalmologists, Except Pediatric	558	\$125.39	\$97.83			\$260,827
47-2151	Pipelayers	32	\$27.31	\$22.88	\$27.56	\$30.48	\$56,792
51-4193	Plating Machine Setters, Operators, and Tenders, Metal and Plastic	61	\$20.62	\$17.16	\$19.02	\$25.13	\$42,901
47-2152	Plumbers, Pipefitters, and Steamfitters	606	\$27.38	\$18.85	\$26.05	\$34.81	\$56,947
29-1081	Podiatrists		\$53.82	\$17.40	\$45.44	\$74.38	\$111,941
33-3051	Police and Sheriff's Patrol Officers	611	\$36.94	\$31.28	\$37.43	\$43.07	\$76,833
43-5051	Postal Service Clerks	144	\$24.66	\$21.76	\$23.72	\$29.92	\$51,294
43-5052	Postal Service Mail Carriers	593	\$25.49	\$18.73	\$24.37	\$31.72	\$53,036
43-5053	Postal Service Mail Sorters, Processors, & Processing Machine Operators	254	\$23.54	\$18.45	\$22.81	\$29.91	\$48,949
11-9131	Postmasters and Mail Superintendents	27	\$37.45	\$33.20	\$36.98	\$42.21	\$77,887
51-8012	Power Distributors and Dispatchers	33	\$62.89	\$62.75	\$62.76	\$69.04	\$130,812
51-5111	Prepress Technicians and Workers		\$21.92	\$20.14	\$22.33	\$24.42	\$45,605
25-2011	Preschool Teachers, Except Special Education	872	\$16.37	\$12.57	\$14.58	\$18.35	\$34,045
51-6021	Pressers, Textile, Garment, and Related Materials		\$14.43	\$12.51	\$13.71	\$16.11	\$30,024
51-5112	Printing Press Operators	228	\$17.60	\$12.75	\$16.39	\$20.25	\$36,601
33-9021	Private Detectives and Investigators		\$18.81	\$14.50	\$15.77	\$20.69	\$39,112
21-1092	Probation Officers and Correctional Treatment Specialists	209	\$29.55	\$26.72	\$29.90	\$32.45	\$61,471
43-3061	Procurement Clerks	79	\$21.30	\$18.46	\$21.39	\$23.76	\$44,309
27-2012	Producers and Directors	203	\$30.40	\$18.83	\$26.92	\$37.01	\$63,218
51-9199	Production Workers, All Other	36	\$18.72	\$15.50	\$17.38	\$19.30	\$38,916
43-5061	Production, Planning, and Expediting Clerks	511	\$24.26	\$18.85	\$25.08	\$29.27	\$50,465
13-1198	Project Mgmt. Specialists and Business Operations Specialists, All Other	2,192	\$33.43	\$23.17	\$31.84	\$41.94	\$69,528
13-2020	Property Appraisers and Assessors	55	\$33.44	\$23.12	\$30.37	\$44.73	\$69,548
11-9141	Property, Real Estate, and Community Association Managers	227	\$27.18	\$15.17	\$20.02	\$40.26	\$56,537
33-0000	Protective Service Occupations	5,720	\$26.94	\$15.71	\$24.20	\$35.32	\$56,036
31-1133	Psychiatric Aides	33					
29-1223	Psychiatrists	43	\$131.34				\$273,187
19-3039	Psychologists, All Other	26					
11-2030	Public Relations and Fundraising Managers	128	\$57.21	\$39.55	\$49.89	\$69.17	\$118,989
27-3031	Public Relations Specialists	264	\$27.84	\$20.73	\$28.27	\$34.31	\$57,926
43-5031	Public Safety Telecommunicators	115	\$25.88	\$20.25	\$26.29	\$30.73	\$53,824
11-3061	Purchasing Managers	61	\$50.53	\$40.49	\$48.21	\$60.67	\$105,112

SOC code	Spokane-Spokane Valley, Washington MSA occupational title	Estimated employment	Average wage	Percentiles			Annual wage
				25th	50th	75th	
49-2021	Radio, Cellular, and Tower Equipment Installers and Repairers		\$44.41	\$41.80	\$45.12	\$48.45	\$92,359
29-2034	Radiologic Technologists and Technicians	364	\$33.34	\$27.73	\$32.84	\$38.48	\$69,356
41-9022	Real Estate Sales Agents	364	\$28.84	\$15.72	\$23.69	\$34.94	\$60,001
43-4171	Receptionists and Information Clerks	1,981	\$15.75	\$13.25	\$15.11	\$17.96	\$32,776
39-9032	Recreation Workers	354	\$15.52	\$12.68	\$13.21	\$16.00	\$32,293
29-1125	Recreational Therapists	56	\$26.24	\$22.42	\$26.09	\$29.16	\$54,586
49-3092	Recreational Vehicle Service Technicians	54	\$21.23	\$16.38	\$18.68	\$24.62	\$44,150
53-7081	Refuse and Recyclable Material Collectors	170	\$23.06	\$17.88	\$22.63	\$28.80	\$47,958
29-1141	Registered Nurses	5,090	\$39.33	\$33.50	\$38.55	\$45.92	\$81,787
21-1015	Rehabilitation Counselors	762	\$22.30	\$18.36	\$20.38	\$22.98	\$46,374
39-9041	Residential Advisors	242	\$15.71	\$13.22	\$14.63	\$17.42	\$32,684
29-1126	Respiratory Therapists	242	\$34.47	\$28.95	\$33.63	\$39.45	\$71,716
41-2031	Retail Salespersons	9,736	\$15.72	\$12.78	\$13.63	\$15.74	\$32,708
47-2181	Roofers	281	\$26.03	\$19.34	\$25.89	\$31.88	\$54,155
41-9031	Sales Engineers	19	\$44.88	\$32.02	\$44.61	\$57.86	\$93,344
11-2022	Sales Managers	484	\$60.31	\$39.52	\$53.76	\$74.40	\$125,444
41-3091	Sales Reps. of Svcs., Exc. Advertising, Insurance, Financial Svcs., & Travel	1,230	\$28.28	\$18.49	\$25.30	\$34.60	\$58,824
41-4012	Sales Reps./Wholesale/Manufacturing, Except Tech. & Scientific Products	2,270	\$35.90	\$20.88	\$29.22	\$44.42	\$74,694
41-4011	Sales Reps./Wholesale/Manufacturing, Technical and Scientific Products	210	\$43.14	\$22.80	\$34.74	\$54.75	\$89,741
51-7041	Sawing Machine Setters, Operators, and Tenders, Wood	171	\$21.06	\$16.27	\$21.49	\$24.88	\$43,802
33-9098	School Bus Monitors and Protective Service Workers, All Other	411	\$18.62	\$13.31	\$18.11	\$22.79	\$38,741
25-2031	Secondary School Teachers, Exc. Special & Career/Technical Education	1,181					\$72,278
43-6014	Secretaries and Admin. Assistants, Except Legal, Medical, and Executive	2,942	\$19.35	\$16.37	\$18.96	\$22.44	\$40,233
41-3031	Securities, Commodities, and Financial Services Sales Agents	606	\$37.43	\$22.76	\$34.77	\$43.24	\$77,849
49-2098	Security and Fire Alarm Systems Installers	97	\$26.60	\$21.99	\$26.67	\$30.85	\$55,334
33-9032	Security Guards	1,922	\$16.51	\$13.00	\$15.15	\$18.50	\$34,342
25-3021	Self-Enrichment Teachers		\$21.72	\$17.19	\$20.68	\$25.52	\$45,158
51-9012	Separating and Filtering Machine Setters/Operators/Tenders	153	\$22.04	\$16.91	\$21.17	\$25.49	\$45,851
47-4071	Septic Tank Servicers and Sewer Pipe Cleaners	81	\$19.29	\$16.02	\$18.55	\$22.62	\$40,135
51-6031	Sewing Machine Operators	96	\$13.63	\$12.49	\$13.12	\$14.51	\$28,365
47-2211	Sheet Metal Workers	234	\$28.08	\$18.77	\$25.82	\$32.93	\$58,420
43-5071	Shipping, Receiving, and Inventory Clerks	875	\$18.55	\$14.67	\$17.47	\$21.10	\$38,584
39-5094	Skincare Specialists	154	\$20.48	\$13.95	\$17.81	\$25.26	\$42,593
11-9151	Social and Community Service Managers	341	\$35.68	\$27.38	\$33.35	\$44.63	\$74,191
21-1093	Social and Human Service Assistants	864	\$18.59	\$14.63	\$17.41	\$21.34	\$38,682
19-3099	Social Scientists and Related Workers, All Other	58	\$33.58	\$30.07	\$33.06	\$37.24	\$69,826
21-1029	Social Workers, All Other	62	\$32.08	\$30.06	\$35.07	\$37.24	\$66,742
15-1256	Software Developers and Software Quality Assur. Analysts and Testers	1,209	\$43.90	\$32.38	\$41.57	\$54.81	\$91,307
19-1013	Soil and Plant Scientists		\$33.78	\$30.64	\$33.27	\$38.30	\$70,255
25-2052	Special Education Teachers, Kindergarten and Elementary School	351					\$67,681
25-2057	Special Education Teachers, Middle School	148					\$67,640
25-2051	Special Education Teachers, Preschool	33					\$61,307
25-2058	Special Education Teachers, Secondary School	199					\$74,055
27-1014	Special Effects Artists and Animators	17	\$35.67	\$26.87	\$30.16	\$43.47	\$74,188
29-1127	Speech-Language Pathologists	290	\$34.85	\$28.26	\$35.20	\$41.74	\$72,492

SOC code	Spokane-Spokane Valley, Washington MSA occupational title	Estimated employment	Average wage	Percentiles			Annual wage
				25th	50th	75th	
51-8021	Stationary Engineers and Boiler Operators	81	\$32.60	\$28.11	\$31.75	\$37.67	\$67,793
43-9111	Statistical Assistants		\$22.30	\$17.88	\$21.35	\$25.96	\$46,388
15-2041	Statisticians		\$50.93	\$42.45	\$52.15	\$61.29	\$105,935
53-7065	Stockers and Order Fillers	2,940	\$16.62	\$13.11	\$15.01	\$18.80	\$34,571
47-2221	Structural Iron and Steel Workers	262	\$27.97	\$17.19	\$29.19	\$37.55	\$58,183
51-2041	Structural Metal Fabricators and Fitters	298	\$19.89	\$16.76	\$19.08	\$22.37	\$41,385
21-1018	Substance Abuse, Behavioral Disorder, and Mental Health Counselors	1,183	\$24.81	\$18.66	\$23.26	\$28.52	\$51,614
25-3031	Substitute Teachers, Short-Term	1,266	\$17.36	\$15.92	\$17.35	\$18.77	\$36,108
29-1248	Surgeons, Except Ophthalmologists	37					
29-2055	Surgical Technologists	139	\$28.44	\$24.11	\$27.96	\$31.45	\$59,152
17-3031	Surveying and Mapping Technicians	91	\$22.75	\$17.64	\$21.93	\$28.15	\$47,324
17-1022	Surveyors	130	\$36.02	\$31.78	\$36.20	\$40.78	\$74,923
43-2011	Switchboard Operators, Including Answering Service	111					
51-6052	Tailors, Dressmakers, and Custom Sewers	17	\$16.51	\$14.17	\$16.67	\$18.63	\$34,337
47-2082	Tapers		\$26.79	\$17.64	\$26.26	\$31.47	\$55,741
13-2081	Tax Examiners and Collectors, and Revenue Agents	46	\$32.92	\$28.81	\$31.96	\$35.91	\$68,459
13-2082	Tax Preparers	110	\$20.63	\$12.29	\$17.33	\$21.79	\$42,904
25-9045	Teaching Assistants, Except Postsecondary	2,925					\$33,575
27-3042	Technical Writers	42	\$30.02	\$21.43	\$28.47	\$37.51	\$62,441
49-2022	Telecommunications Equipment Installers and Repairers, Exc. Line Installers	526	\$31.54	\$25.91	\$29.97	\$37.90	\$65,607
49-9052	Telecommunications Line Installers and Repairers		\$27.46	\$26.28	\$28.09	\$29.90	\$57,123
41-9041	Telemarketers	56					
43-3071	Tellers	1,039	\$17.09	\$14.29	\$16.35	\$19.08	\$35,562
47-2044	Tile and Stone Setters	41	\$23.45	\$14.77	\$26.17	\$29.11	\$48,767
49-3093	Tire Repairers and Changers	381	\$16.40	\$13.59	\$15.99	\$18.33	\$34,112
23-2093	Title Examiners, Abstractors, and Searchers	32	\$25.16	\$18.68	\$24.68	\$30.27	\$52,319
51-4111	Tool and Die Makers	47	\$32.18	\$26.13	\$29.03	\$32.90	\$66,932
11-3131	Training and Development Managers	30	\$57.85	\$42.88	\$54.06	\$74.83	\$120,333
13-1151	Training and Development Specialists	340	\$34.71	\$26.06	\$35.40	\$41.70	\$72,196
53-6051	Transportation Inspectors	137	\$23.54	\$12.62	\$14.21	\$31.48	\$48,964
33-9093	Transportation Security Screeners	160	\$19.52	\$18.54	\$19.03	\$20.67	\$40,605
11-3071	Transportation, Storage, and Distribution Managers	114	\$45.90	\$35.71	\$42.14	\$52.43	\$95,470
53-1047	Transportation/Material Moving Supervisors/No Cargo Handlers	717	\$29.69	\$21.92	\$28.56	\$36.16	\$61,749
41-3041	Travel Agents	45	\$19.64	\$15.21	\$19.85	\$23.20	\$40,851
25-3097	Tutors and Teachers and Instructors, All Other	338					\$60,460
19-3051	Urban and Regional Planners	77	\$35.81	\$31.07	\$36.00	\$40.90	\$74,484
39-3031	Ushers, Lobby Attendants, and Ticket Takers	253	\$16.56	\$12.57	\$13.99	\$21.97	\$34,456
29-1131	Veterinarians	194	\$50.59	\$39.10	\$47.94	\$64.69	\$105,240
31-9096	Veterinary Assistants and Laboratory Animal Caretakers	276	\$14.81	\$13.49	\$14.69	\$15.84	\$30,799
29-2056	Veterinary Technologists and Technicians	180	\$17.55	\$14.87	\$17.05	\$20.33	\$36,507
35-3031	Waiters and Waitresses	3,907	\$16.74	\$12.86	\$15.29	\$18.47	\$34,806
51-8031	Water and Wastewater Treatment Plant and System Operators	248	\$30.42	\$26.86	\$30.25	\$34.48	\$63,286
15-1257	Web Developers and Digital Interface Designers	268	\$27.70	\$19.09	\$23.60	\$31.38	\$57,620
51-4121	Welders, Cutters, Solderers, and Brazers	767	\$23.55	\$18.72	\$22.03	\$25.83	\$48,985
51-7042	Woodworking Machine Setters, Operators, and Tenders, Except Sawing	206	\$17.80	\$14.53	\$17.28	\$20.95	\$37,021

SOC code	Spokane-Spokane Valley, Washington MSA occupational title	Estimated employment	Average wage	Percentiles			Annual wage
				25th	50th	75th	
43-9022	Word Processors and Typists		\$21.52	\$18.58	\$21.70	\$24.33	\$44,760
27-3043	Writers and Authors	43	\$38.51	\$29.44	\$40.54	\$46.70	\$80,092
19-1023	Zoologists and Wildlife Biologists	62	\$34.19	\$31.01	\$34.24	\$36.85	\$71,124

Walla Walla, Washington MSA
 2020 Occupational Employment
 and Wage Estimates
 Includes Columbia and Walla Walla counties



SOC code	Walla Walla, Washington MSA occupational title	Estimated employment	Average wage	Percentiles			Annual wage
				25th	50th	75th	
13-2011	Accountants and Auditors	180	\$35.21	\$27.22	\$30.72	\$44.29	\$73,224
11-3010	Administrative Services and Facilities Managers	30					
39-3091	Amusement and Recreation Attendants	31	\$13.94	\$12.74	\$13.73	\$15.01	\$28,976
11-9041	Architectural and Engineering Managers	27	\$61.91	\$58.33	\$62.70	\$65.62	\$128,783
53-6031	Automotive and Watercraft Service Attendants	34	\$15.24	\$13.87	\$14.96	\$16.23	\$31,699
49-3023	Automotive Service Technicians and Mechanics	68	\$18.89	\$16.01	\$18.40	\$21.71	\$39,295
51-3011	Bakers	24	\$15.40	\$12.94	\$14.96	\$17.77	\$32,022
35-3011	Bartenders		\$16.58	\$12.73	\$17.49	\$19.09	\$34,507
43-3021	Billing and Posting Clerks	35	\$21.87	\$16.04	\$19.07	\$27.27	\$45,497
19-4021	Biological Technicians	24	\$20.05	\$17.00	\$18.78	\$23.77	\$41,706
43-3031	Bookkeeping, Accounting, and Auditing Clerks	263	\$22.28	\$18.35	\$21.99	\$25.70	\$46,347
27-3011	Broadcast Announcers and Radio Disc Jockeys	11	\$17.53	\$12.39	\$12.50	\$26.15	\$36,456
51-3021	Butchers and Meat Cutters	28	\$17.11	\$14.81	\$17.13	\$19.05	\$35,576
13-1020	Buyers and Purchasing Agents	72	\$36.34	\$27.28	\$37.58	\$45.16	\$75,576
25-1194	Career/Technical Education Teachers, Postsecondary	108	\$26.59	\$20.59	\$25.70	\$32.94	\$55,312
25-2032	Career/Technical Education Teachers, Secondary School	34					\$67,651
47-2031	Carpenters	113	\$22.39	\$17.57	\$21.26	\$24.45	\$46,563
41-2011	Cashiers	489	\$14.06	\$12.67	\$12.96	\$14.71	\$29,240
35-1011	Chefs and Head Cooks		\$27.23	\$23.84	\$27.06	\$30.49	\$56,643
11-1011	Chief Executives	15	\$82.17	\$51.30	\$82.99	\$99.80	\$170,924
21-1021	Child, Family, and School Social Workers	60	\$26.92	\$21.55	\$26.08	\$32.56	\$55,975
39-9011	Childcare Workers	76	\$14.13	\$12.57	\$12.86	\$15.08	\$29,388
17-2051	Civil Engineers	263	\$47.15	\$43.25	\$46.84	\$54.27	\$98,069
53-7061	Cleaners of Vehicles and Equipment	67	\$15.76	\$13.08	\$14.86	\$17.60	\$32,777
21-2011	Clergy	21	\$29.56	\$24.12	\$29.57	\$33.26	\$61,481
29-2010	Clinical Laboratory Technologists and Technicians		\$32.65	\$27.22	\$32.82	\$37.91	\$67,906
19-3031	Clinical, Counseling, and School Psychologists	39	\$38.13	\$34.10	\$37.65	\$38.69	\$79,316
27-2022	Coaches and Scouts	113					\$48,672
21-1099	Community and Social Service Specialists, All Other	22	\$19.47	\$14.36	\$18.98	\$24.62	\$40,500
21-1094	Community Health Workers	14	\$29.61	\$15.87	\$21.15	\$24.04	\$61,593
13-1041	Compliance Officers	33	\$33.15	\$27.29	\$31.83	\$39.50	\$68,938
11-3021	Computer and Information Systems Managers	24	\$46.45	\$38.58	\$46.87	\$55.29	\$96,600
15-1299	Computer Occupations, All Other	54	\$32.94	\$24.59	\$31.78	\$42.04	\$68,519
15-1211	Computer Systems Analysts	38	\$42.53	\$34.60	\$38.89	\$48.94	\$88,458
15-1232	Computer User Support Specialists	55	\$29.27	\$24.04	\$28.44	\$33.09	\$60,889
19-1031	Conservation Scientists	11	\$29.87	\$26.73	\$30.06	\$32.07	\$62,114
47-4011	Construction and Building Inspectors	60	\$35.44	\$30.08	\$36.37	\$42.39	\$73,717
47-2061	Construction Laborers	92	\$18.46	\$14.12	\$15.63	\$18.06	\$38,394
11-9021	Construction Managers	13	\$50.86	\$44.25	\$53.62	\$59.63	\$105,784
35-2012	Cooks, Institution and Cafeteria	103	\$16.22	\$14.27	\$15.83	\$18.20	\$33,745

SOC code	Walla Walla, Washington MSA occupational title	Estimated employment	Average wage	Percentiles			Annual wage
				25th	50th	75th	
35-2014	Cooks, Restaurant	208	\$17.33	\$15.36	\$17.36	\$19.37	\$36,032
13-1051	Cost Estimators	25	\$31.87	\$26.21	\$31.81	\$38.62	\$66,290
41-2021	Counter and Rental Clerks	40	\$18.45	\$14.37	\$16.96	\$20.02	\$38,383
43-4031	Court, Municipal, and License Clerks	24	\$24.56	\$20.93	\$24.65	\$28.74	\$51,079
43-4051	Customer Service Representatives	180	\$18.12	\$13.44	\$16.95	\$21.55	\$37,682
41-9011	Demonstrators and Product Promoters	266	\$16.67	\$13.90	\$15.20	\$17.33	\$34,686
31-9091	Dental Assistants	82	\$21.85	\$19.11	\$21.55	\$24.62	\$45,436
29-1292	Dental Hygienists	63	\$45.25	\$43.01	\$45.87	\$48.72	\$94,116
29-1021	Dentists, General	19	\$94.30	\$71.79	\$80.94		\$196,139
29-1031	Dietitians and Nutritionists	15	\$31.92	\$26.27	\$32.06	\$39.09	\$66,384
35-9011	Dining Room and Cafeteria Attendants and Bartender Helpers		\$13.11	\$12.56	\$12.76	\$13.24	\$27,276
35-9021	Dishwashers	118	\$13.56	\$12.54	\$12.81	\$13.98	\$28,193
53-3031	Driver/Sales Workers		\$15.10	\$12.74	\$13.52	\$15.39	\$31,409
11-9032	Education Administrators, Kindergarten through Secondary	40					\$114,977
21-1012	Educational, Guidance, and Career Counselors and Advisors	36	\$28.87	\$22.44	\$27.92	\$35.50	\$60,041
17-3023	Electrical and Electronic Engineering Technologists and Technicians	15	\$37.30	\$32.76	\$39.08	\$44.13	\$77,600
49-2094	Electrical and Electronics Repairers, Commercial & Industrial Equipment	32	\$37.01	\$32.56	\$34.33	\$42.73	\$76,964
17-2071	Electrical Engineers	45	\$46.05	\$40.84	\$46.83	\$55.47	\$95,771
49-9051	Electrical Power-Line Installers and Repairers	88	\$32.54	\$24.26	\$29.59	\$42.47	\$67,693
47-2111	Electricians	68	\$31.25	\$25.81	\$29.65	\$34.03	\$65,023
25-2021	Elementary School Teachers, Except Special Education	223					\$68,110
43-4061	Eligibility Interviewers, Government Programs	20	\$24.51	\$20.59	\$25.09	\$27.01	\$50,987
17-2081	Environmental Engineers	13	\$43.49	\$39.08	\$46.83	\$46.84	\$90,460
19-2041	Environmental Scientists and Specialists, Including Health	25	\$37.75	\$33.05	\$39.08	\$45.64	\$78,519
43-6011	Executive Secretaries and Executive Administrative Assistants	33	\$23.67	\$21.02	\$23.30	\$26.06	\$49,246
29-1215	Family Medicine Physicians	10	\$123.06	\$90.00			\$255,975
49-3041	Farm Equipment Mechanics and Service Technicians	41	\$18.49	\$16.68	\$17.94	\$19.19	\$38,457
45-2092	Farmworkers and Laborers, Crop, Nursery, and Greenhouse	169	\$14.26	\$13.04	\$14.12	\$15.22	\$29,648
35-3023	Fast Food and Counter Workers	858	\$13.80	\$12.69	\$13.14	\$14.51	\$28,708
13-2098	Financial and Investment Analysts, Financial Risk Specialists, All Other	42	\$31.79	\$21.34	\$27.35	\$39.04	\$66,127
11-3031	Financial Managers	82	\$44.38	\$34.10	\$37.50	\$49.62	\$92,304
33-2011	Firefighters	79	\$27.77	\$14.13	\$31.21	\$36.88	\$57,766
47-1011	First-Line Supervisors of Construction Trades and Extraction Workers	67	\$34.28	\$28.91	\$35.48	\$40.98	\$71,317
45-1011	First-Line Supervisors of Farming, Fishing, and Forestry Workers		\$19.79	\$17.04	\$18.42	\$19.97	\$41,165
35-1012	First-Line Supervisors of Food Preparation and Serving Workers	169	\$17.93	\$13.31	\$16.83	\$20.65	\$37,309
37-1011	First-Line Supervisors of Housekeeping and Janitorial Workers	20	\$20.71	\$16.81	\$18.59	\$21.49	\$43,088
49-1011	First-Line Supervisors of Mechanics, Installers, and Repairers	123	\$37.06	\$31.10	\$34.99	\$41.70	\$77,087
41-1012	First-Line Supervisors of Non-Retail Sales Workers		\$31.79	\$26.34	\$35.22	\$38.99	\$66,124
43-1011	First-Line Supervisors of Office and Administrative Support Workers	207	\$27.47	\$21.01	\$25.78	\$32.81	\$57,133
33-1012	First-Line Supervisors of Police and Detectives	28	\$47.06	\$35.35	\$46.33	\$53.34	\$97,897
51-1011	First-Line Supervisors of Production and Operating Workers	180	\$33.63	\$26.88	\$30.93	\$39.37	\$69,944
41-1011	First-Line Supervisors of Retail Sales Workers	212	\$23.45	\$16.64	\$20.48	\$26.20	\$48,786
51-3092	Food Batchmakers	45	\$16.35	\$14.36	\$16.64	\$18.41	\$34,009
35-2021	Food Preparation Workers	131	\$14.78	\$13.03	\$14.25	\$15.70	\$30,747
35-3041	Food Servers, Nonrestaurant	75	\$13.05	\$12.56	\$12.75	\$12.95	\$27,132

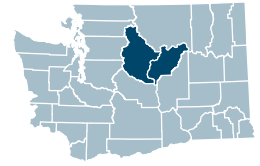
SOC code	Walla Walla, Washington MSA occupational title	Estimated employment	Average wage	Percentiles			Annual wage
				25th	50th	75th	
11-9051	Food Service Managers		\$33.97	\$27.06	\$29.24	\$32.70	\$70,679
13-1131	Fundraisers	17	\$29.03	\$22.96	\$27.34	\$32.64	\$60,385
11-1021	General and Operations Managers	271	\$47.62	\$34.58	\$40.67	\$55.04	\$99,033
27-1024	Graphic Designers	58	\$31.10	\$27.40	\$30.51	\$35.69	\$64,699
21-1022	Healthcare Social Workers		\$22.24	\$17.76	\$19.77	\$25.63	\$46,261
31-9099	Healthcare Support Workers, All Other		\$21.31	\$17.55	\$20.15	\$24.21	\$44,334
49-9021	Heating, Air Conditioning, and Refrigeration Mechanics and Installers	38	\$25.95	\$23.79	\$27.04	\$29.33	\$53,984
53-3032	Heavy and Tractor-Trailer Truck Drivers	197	\$22.26	\$19.12	\$22.26	\$25.64	\$46,299
51-9198	Helpers-Production Workers	470	\$16.21	\$14.04	\$15.29	\$17.90	\$33,702
47-4051	Highway Maintenance Workers	33	\$24.93	\$22.18	\$24.08	\$27.81	\$51,847
31-1120	Home Health and Personal Care Aides	648	\$15.17	\$13.63	\$14.77	\$16.77	\$31,561
43-4081	Hotel, Motel, and Resort Desk Clerks	69	\$13.57	\$12.53	\$12.84	\$14.24	\$28,228
43-4161	Human Resources Assistants, Except Payroll and Timekeeping	20	\$20.03	\$17.72	\$20.17	\$23.28	\$41,667
11-3121	Human Resources Managers	12	\$49.32	\$43.60	\$51.52	\$59.06	\$102,576
13-1071	Human Resources Specialists	98	\$32.61	\$25.16	\$32.16	\$39.13	\$67,828
17-2112	Industrial Engineers	13	\$42.97	\$35.30	\$42.30	\$50.62	\$89,377
49-9041	Industrial Machinery Mechanics		\$28.21	\$21.22	\$26.57	\$32.19	\$58,676
11-3051	Industrial Production Managers	24	\$52.05	\$43.19	\$49.44	\$57.83	\$108,268
43-4199	Information and Record Clerks, All Other	76	\$21.56	\$19.55	\$21.39	\$23.82	\$44,831
25-9031	Instructional Coordinators	18	\$28.46	\$19.30	\$27.67	\$33.71	\$59,193
41-3021	Insurance Sales Agents	26	\$26.06	\$14.72	\$25.16	\$36.12	\$54,211
37-2011	Janitors and Cleaners, Except Maids and Housekeeping Cleaners	465	\$15.73	\$13.57	\$15.04	\$17.46	\$32,715
25-2012	Kindergarten Teachers, Except Special Education	37					\$63,820
53-7062	Laborers and Freight, Stock, and Material Movers, Hand	236	\$16.87	\$13.70	\$15.67	\$18.79	\$35,100
37-3011	Landscaping and Groundskeeping Workers	164	\$16.60	\$13.45	\$14.98	\$18.65	\$34,548
51-6011	Laundry and Dry-Cleaning Workers	23	\$13.77	\$12.58	\$13.55	\$14.99	\$28,641
23-1011	Lawyers	39	\$49.08	\$37.44	\$44.81	\$59.07	\$102,084
11-1031	Legislators						\$37,121
25-4022	Librarians and Media Collections Specialists	33	\$30.29	\$25.05	\$30.28	\$36.98	\$63,003
43-4121	Library Assistants, Clerical	24	\$15.19	\$13.28	\$14.83	\$17.22	\$31,588
25-4031	Library Technicians	41	\$17.63	\$14.21	\$16.71	\$20.94	\$36,660
29-2061	Licensed Practical and Licensed Vocational Nurses	65	\$27.83	\$25.85	\$28.23	\$30.80	\$57,906
53-3033	Light Truck Drivers	75	\$16.75	\$12.91	\$14.42	\$17.80	\$34,831
43-4131	Loan Interviewers and Clerks	14	\$21.70	\$17.66	\$19.77	\$26.03	\$45,149
13-2072	Loan Officers	81	\$28.57	\$19.33	\$25.77	\$31.09	\$59,428
11-9081	Lodging Managers	12	\$28.58	\$25.24	\$28.40	\$31.68	\$59,438
13-1081	Logisticians	36	\$43.30	\$35.95	\$45.50	\$54.09	\$90,074
51-4041	Machinists	42	\$21.91	\$12.76	\$19.69	\$30.23	\$45,585
37-2012	Maids and Housekeeping Cleaners	196	\$13.72	\$12.68	\$13.15	\$14.58	\$28,533
43-9051	Mail Clerks and Mail Machine Operators, Except Postal Service	30	\$17.50	\$15.11	\$17.26	\$20.13	\$36,402
49-9071	Maintenance and Repair Workers, General	335	\$21.69	\$15.21	\$19.61	\$28.09	\$45,122
13-1111	Management Analysts	91	\$38.83	\$29.97	\$38.95	\$45.67	\$80,768
13-1161	Market Research Analysts and Marketing Specialists	53	\$31.82	\$22.27	\$27.60	\$40.98	\$66,178
31-9011	Massage Therapists		\$35.59	\$30.96	\$34.49	\$38.68	\$74,031
17-3013	Mechanical Drafters	23	\$22.21	\$18.90	\$21.92	\$24.72	\$46,180

SOC code	Walla Walla, Washington MSA occupational title	Estimated employment	Average wage	Percentiles			Annual wage
				25th	50th	75th	
17-2141	Mechanical Engineers	93	\$40.99	\$31.49	\$43.25	\$48.56	\$85,260
11-9111	Medical and Health Services Managers	51	\$53.43	\$35.92	\$50.84	\$60.36	\$111,129
31-9092	Medical Assistants	63	\$18.12	\$15.00	\$18.01	\$20.38	\$37,690
29-2098	Medical Dosimetrists/ Med. Rcrds./Health Technologists/Techs., All Other	84	\$20.38	\$16.52	\$18.95	\$22.97	\$42,400
43-6013	Medical Secretaries and Administrative Assistants	85	\$19.75	\$17.10	\$18.97	\$21.90	\$41,083
13-1121	Meeting, Convention, and Event Planners	24	\$25.66	\$18.39	\$22.11	\$30.02	\$53,360
25-2022	Middle School Teachers, Except Special and Career/Technical Education	108					\$69,326
51-2090	Miscellaneous Assemblers and Fabricators	167	\$17.52	\$14.27	\$17.35	\$20.19	\$36,437
49-3042	Mobile Heavy Equipment Mechanics, Except Engines	27	\$21.53	\$17.47	\$19.75	\$24.18	\$44,784
15-1244	Network and Computer Systems Administrators	19	\$39.17	\$33.82	\$40.56	\$46.52	\$81,471
29-1171	Nurse Practitioners	14	\$48.87	\$38.08	\$49.65	\$58.06	\$101,644
31-1131	Nursing Assistants	491	\$15.38	\$13.83	\$15.01	\$16.40	\$31,994
25-1072	Nursing Instructors and Teachers, Postsecondary	24					
19-5011	Occupational Health and Safety Specialists	29	\$37.64	\$31.07	\$37.61	\$46.83	\$78,294
43-9199	Office and Administrative Support Workers, All Other	46	\$18.89	\$15.92	\$19.12	\$21.97	\$39,290
43-9061	Office Clerks, General	630	\$18.10	\$14.70	\$17.27	\$19.82	\$37,641
47-2073	Operating Engineers and Other Construction Equipment Operators	50	\$25.78	\$21.72	\$25.28	\$29.85	\$53,619
29-2057	Ophthalmic Medical Technicians		\$19.27	\$16.72	\$19.62	\$22.37	\$40,092
29-2081	Opticians, Dispensing	36	\$20.74	\$15.83	\$19.40	\$24.70	\$43,136
49-3053	Outdoor Power Equipment and Other Small Engine Mechanics	14	\$18.67	\$15.31	\$17.57	\$21.93	\$38,835
51-9111	Packaging and Filling Machine Operators and Tenders	29	\$17.90	\$14.48	\$16.83	\$21.13	\$37,215
53-7064	Packers and Packagers, Hand	64	\$15.10	\$13.81	\$14.82	\$16.04	\$31,409
47-2141	Painters, Construction and Maintenance	80	\$19.40	\$16.19	\$18.44	\$21.84	\$40,351
51-9196	Paper Goods Machine Setters, Operators, and Tenders	208	\$26.68	\$21.34	\$27.25	\$31.67	\$55,511
23-2011	Paralegals and Legal Assistants	50	\$25.35	\$18.24	\$23.12	\$33.65	\$52,727
41-2022	Parts Salespersons	57	\$17.98	\$15.26	\$17.52	\$19.32	\$37,394
53-3058	Passenger Vehicle Drivers, Except Bus Drivers, Transit and Intercity	111	\$19.22	\$17.08	\$18.89	\$21.88	\$39,974
43-3051	Payroll and Timekeeping Clerks	14	\$26.02	\$19.30	\$26.49	\$32.15	\$54,111
13-2052	Personal Financial Advisors	35	\$24.62	\$20.22	\$23.73	\$28.93	\$51,202
11-9198	Personal Svc. Mgrs., Entmt. & Recr. Mgrs, Exc. Gambling & Mgrs., All Other	52	\$51.99	\$38.01	\$55.53	\$65.61	\$108,125
39-1098	Personal Svcs. & Entmt. & Recr. Supervisors, Except Gambling Services	25	\$18.62	\$16.77	\$18.59	\$20.65	\$38,741
29-1051	Pharmacists	69	\$65.52	\$58.41	\$67.19	\$75.66	\$136,261
29-2052	Pharmacy Technicians	56	\$20.63	\$18.76	\$21.43	\$23.11	\$42,921
29-1228	Physicians, All Other and Ophthalmologists, Except Pediatric	31	\$86.16	\$56.31	\$64.02		\$179,213
47-2152	Plumbers, Pipefitters, and Steamfitters	93	\$38.46	\$20.14	\$30.64	\$57.54	\$79,991
33-3051	Police and Sheriff's Patrol Officers	116	\$33.34	\$26.03	\$33.37	\$40.46	\$69,354
43-5051	Postal Service Clerks	18	\$23.35	\$17.62	\$22.86	\$29.91	\$48,570
43-5052	Postal Service Mail Carriers	72	\$24.75	\$18.23	\$23.34	\$31.71	\$51,479
51-8012	Power Distributors and Dispatchers	22	\$42.00	\$33.84	\$41.64	\$51.33	\$87,358
25-2011	Preschool Teachers, Except Special Education	60	\$17.17	\$13.60	\$15.04	\$19.59	\$35,710
51-5112	Printing Press Operators	23	\$24.58	\$15.13	\$20.93	\$35.01	\$51,126
43-3061	Procurement Clerks	17	\$22.16	\$20.78	\$22.65	\$23.83	\$46,102
43-5061	Production, Planning, and Expediting Clerks	60	\$23.57	\$18.00	\$23.46	\$28.82	\$49,031
13-1198	Project Mgmt. Specialists and Business Operations Specialists, All Other	384	\$38.39	\$30.54	\$38.95	\$46.68	\$79,852
13-2020	Property Appraisers and Assessors	17	\$32.49	\$23.19	\$28.90	\$39.07	\$67,583

SOC code	Walla Walla, Washington MSA occupational title	Estimated employment	Average wage	Percentiles			Annual wage
				25th	50th	75th	
33-0000	Protective Service Occupations	1,046	\$28.22	\$25.26	\$27.90	\$29.30	\$58,714
11-2030	Public Relations and Fundraising Managers	20	\$54.40	\$42.90	\$48.32	\$56.38	\$113,155
27-3031	Public Relations Specialists	31	\$31.85	\$26.61	\$33.06	\$37.27	\$66,251
29-2034	Radiologic Technologists and Technicians	14	\$35.35	\$30.81	\$34.92	\$39.70	\$73,524
41-9022	Real Estate Sales Agents	52	\$37.95	\$29.23	\$39.85	\$47.76	\$78,932
43-4171	Receptionists and Information Clerks	152	\$15.35	\$13.39	\$14.72	\$17.10	\$31,926
39-9032	Recreation Workers	65	\$16.46	\$12.79	\$14.50	\$17.16	\$34,239
29-1141	Registered Nurses		\$36.13	\$28.87	\$32.27	\$41.91	\$75,148
29-1126	Respiratory Therapists		\$34.08	\$28.72	\$32.22	\$39.03	\$70,868
41-2031	Retail Salespersons	955	\$16.86	\$13.11	\$14.67	\$17.53	\$35,072
41-9099	Sales and Related Workers, All Other	21	\$15.45	\$13.69	\$14.89	\$16.09	\$32,135
11-2022	Sales Managers	11	\$45.94	\$35.52	\$44.16	\$49.98	\$95,551
41-3091	Sales Reps. of Svcs., Exc. Advertising, Insurance, Financial Svcs., & Travel	46	\$44.55	\$18.75	\$30.17	\$70.40	\$92,657
41-4012	Sales Reps/Wholesale/Manufacturing, Exc. Technical/Scientific Products	171	\$37.18	\$28.11	\$33.50	\$42.91	\$77,318
33-9098	School Bus Monitors and Protective Service Workers, All Other	24	\$26.18	\$17.03	\$20.75	\$39.41	\$54,449
25-2031	Secondary School Teachers, Exc. Special and Career/Technical Education	131					\$70,531
43-6014	Secretaries and Admin. Assistants, Except Legal, Medical, and Executive	410	\$18.36	\$15.53	\$18.20	\$21.11	\$38,194
33-9032	Security Guards	55	\$17.89	\$16.58	\$18.08	\$19.74	\$37,227
25-3021	Self-Enrichment Teachers		\$19.05	\$12.50	\$12.74	\$24.15	\$39,622
51-9012	Separating & Filtering Machine Setters/Operators/Tenders	115	\$21.93	\$14.17	\$16.76	\$28.24	\$45,615
43-5071	Shipping, Receiving, and Inventory Clerks	81	\$21.64	\$17.92	\$20.59	\$25.53	\$45,016
11-9151	Social and Community Service Managers	72	\$31.41	\$27.07	\$29.56	\$32.13	\$65,344
21-1093	Social and Human Service Assistants	140	\$20.26	\$17.70	\$20.83	\$23.48	\$42,135
21-1029	Social Workers, All Other	27	\$23.60	\$13.86	\$19.30	\$35.07	\$49,081
15-1256	Software Developers and Software Quality Assur. Analysts and Testers	21	\$43.40	\$31.40	\$38.92	\$56.71	\$90,276
25-2052	Special Education Teachers, Kindergarten and Elementary School	24					\$68,243
25-2057	Special Education Teachers, Middle School	12					\$70,061
25-2058	Special Education Teachers, Secondary School	17					\$66,885
51-8021	Stationary Engineers and Boiler Operators	18	\$30.78	\$29.08	\$30.71	\$32.21	\$64,034
53-7065	Stockers and Order Fillers	296	\$15.54	\$12.80	\$13.30	\$16.96	\$32,332
21-1018	Substance Abuse, Behavioral Disorder, and Mental Health Counselors	110	\$24.08	\$18.65	\$23.39	\$28.97	\$50,071
25-3031	Substitute Teachers, Short-Term	151	\$18.21	\$16.66	\$18.06	\$19.48	\$37,875
25-9045	Teaching Assistants, Except Postsecondary	402					\$32,462
49-2022	Telecommunications Equipment Installers and Repairers, Exc. Line Installers	19	\$34.80	\$33.20	\$35.63	\$38.05	\$72,385
43-3071	Tellers	216	\$15.15	\$13.64	\$14.74	\$15.96	\$31,506
23-2093	Title Examiners, Abstractors, and Searchers	11					
13-1151	Training and Development Specialists	21	\$31.96	\$19.12	\$25.33	\$39.19	\$66,474
33-9093	Transportation Security Screeners	17	\$18.58	\$18.54	\$18.74	\$18.83	\$38,648
11-3071	Transportation, Storage, and Distribution Managers	12	\$46.62	\$31.12	\$39.84	\$61.59	\$96,977
53-1047	Transportation/Material Moving Supervisors/No Cargo Handlers	76	\$34.99	\$27.49	\$34.53	\$42.57	\$72,772
25-3097	Tutors and Teachers and Instructors, All Other	64					\$30,725
19-3051	Urban and Regional Planners	13	\$40.27	\$30.06	\$41.60	\$50.16	\$83,749
29-1131	Veterinarians	20	\$41.88	\$38.43	\$43.42	\$48.05	\$87,109
31-9096	Veterinary Assistants and Laboratory Animal Caretakers	22	\$17.37	\$15.35	\$17.81	\$19.57	\$36,124
35-3031	Waiters and Waitresses	426	\$17.98	\$13.48	\$16.09	\$21.17	\$37,412

SOC code	Walla Walla, Washington MSA occupational title	Estimated employment	Average wage	Percentiles			Annual wage
				25th	50th	75th	
51-8031	Water and Wastewater Treatment Plant and System Operators	33	\$27.48	\$23.42	\$27.37	\$31.16	\$57,170
51-4121	Welders, Cutters, Solderers, and Brazers	124	\$21.02	\$16.58	\$19.75	\$24.48	\$43,710
19-1023	Zoologists and Wildlife Biologists	32	\$33.08	\$27.89	\$31.78	\$38.08	\$68,805

Wenatchee, Washington MSA
 2020 Occupational Employment
 and Wage Estimates
 Includes Chelan and Douglas counties



SOC code	Wenatchee, Washington MSA occupational title	Estimated employment	Average wage	Percentiles			Annual wage
				25th	50th	75th	
13-2011	Accountants and Auditors	262	\$35.90	\$27.51	\$35.05	\$43.95	\$74,670
11-3010	Administrative Services and Facilities Managers	54	\$51.97	\$39.79	\$53.28	\$63.53	\$108,095
25-3011	Adult Literacy, Remedial Ed., GED Teachers/Instructors		\$29.53	\$27.42	\$29.40	\$31.38	\$61,420
41-3011	Advertising Sales Agents	43	\$25.25	\$16.94	\$20.16	\$29.78	\$52,524
45-2091	Agricultural Equipment Operators	337	\$16.26	\$13.74	\$15.49	\$18.32	\$33,820
49-3011	Aircraft Mechanics and Service Technicians	18	\$19.23	\$16.17	\$19.97	\$22.88	\$40,000
39-3091	Amusement and Recreation Attendants	67	\$15.18	\$12.68	\$14.13	\$16.65	\$31,592
17-1011	Architects, Except Landscape and Naval	30	\$29.64	\$26.36	\$29.95	\$34.04	\$61,644
17-3011	Architectural and Civil Drafters	22	\$30.83	\$26.47	\$31.57	\$37.33	\$64,116
11-9041	Architectural and Engineering Managers	12	\$67.06	\$61.91	\$67.42	\$75.14	\$139,494
27-4011	Audio and Video Technicians	11	\$15.15	\$13.64	\$14.73	\$15.43	\$31,512
53-6031	Automotive and Watercraft Service Attendants	71	\$15.48	\$13.58	\$14.99	\$17.40	\$32,197
49-3021	Automotive Body and Related Repairers	35	\$21.05	\$17.28	\$19.09	\$24.11	\$43,782
49-3023	Automotive Service Technicians and Mechanics	203	\$23.58	\$19.64	\$23.70	\$28.21	\$49,057
51-3011	Bakers	79	\$14.82	\$12.57	\$13.49	\$15.39	\$30,823
35-3011	Bartenders	457	\$16.40	\$12.89	\$14.29	\$20.58	\$34,095
43-3011	Bill and Account Collectors	39	\$23.76	\$18.00	\$21.63	\$29.28	\$49,430
43-3021	Billing and Posting Clerks	150	\$20.38	\$16.46	\$19.00	\$23.26	\$42,404
43-3031	Bookkeeping, Accounting, and Auditing Clerks	634	\$21.11	\$16.10	\$20.07	\$24.24	\$43,910
27-3011	Broadcast Announcers and Radio Disc Jockeys	25	\$20.10	\$17.32	\$21.11	\$23.53	\$41,808
27-4012	Broadcast Technicians	13	\$15.83	\$12.50	\$12.74	\$14.68	\$32,921
49-3031	Bus and Truck Mechanics and Diesel Engine Specialists	82	\$27.03	\$22.15	\$27.22	\$30.35	\$56,223
51-3021	Butchers and Meat Cutters	25	\$18.71	\$15.98	\$18.09	\$20.87	\$38,895
13-1020	Buyers and Purchasing Agents	73	\$32.50	\$23.64	\$32.56	\$38.92	\$67,594
51-7011	Cabinetmakers and Bench Carpenters	35	\$18.71	\$15.27	\$19.03	\$22.63	\$38,906
29-2031	Cardiovascular Technologists and Technicians	22	\$33.50	\$22.71	\$32.95	\$42.61	\$69,694
25-2023	Career/Technical Education Teachers, Middle School	10					\$87,416
25-2032	Career/Technical Education Teachers, Secondary School	78					\$74,821
47-2031	Carpenters	199	\$22.46	\$17.93	\$20.02	\$27.63	\$46,717
47-2041	Carpet Installers	27	\$28.34	\$17.54	\$25.81	\$39.57	\$58,945
41-2011	Cashiers	1,344	\$14.91	\$12.89	\$14.12	\$16.26	\$31,011
47-2051	Cement Masons and Concrete Finishers	136	\$23.71	\$16.21	\$21.07	\$25.30	\$49,323
11-1011	Chief Executives	34	\$75.18	\$45.53	\$58.39		\$156,364
21-1021	Child, Family, and School Social Workers	99	\$27.55	\$22.99	\$28.78	\$33.12	\$57,303
39-9011	Childcare Workers		\$13.42	\$12.49	\$12.64	\$14.24	\$27,925
17-3022	Civil Engineering Technologists and Technicians	21	\$33.01	\$31.00	\$33.44	\$34.88	\$68,662
17-2051	Civil Engineers	108	\$45.11	\$37.78	\$43.25	\$52.05	\$93,830
13-1031	Claims Adjusters, Examiners, and Investigators	18	\$39.69	\$34.96	\$37.97	\$44.30	\$82,550
53-7061	Cleaners of Vehicles and Equipment	164	\$14.84	\$13.07	\$14.47	\$16.02	\$30,849
51-9192	Cleaning, Washing, and Metal Pickling Equipment Operators and Tenders	52	\$15.06	\$12.31	\$14.81	\$17.26	\$31,336

SOC code	Wenatchee, Washington MSA occupational title	Estimated employment	Average wage	Percentiles			Annual wage
				25th	50th	75th	
29-2010	Clinical Laboratory Technologists and Technicians	96	\$29.40	\$22.56	\$28.22	\$36.19	\$61,144
19-3031	Clinical, Counseling, and School Psychologists	34	\$40.08	\$35.88	\$42.33	\$46.99	\$83,381
27-2022	Coaches and Scouts	152					
51-9124	Coating, Painting, and Spraying Machine Setters, Operators, and Tenders	20	\$20.45	\$15.17	\$16.94	\$19.17	\$42,532
21-1099	Community and Social Service Specialists, All Other	32	\$22.85	\$16.07	\$20.34	\$29.65	\$47,518
21-1094	Community Health Workers	39	\$21.32	\$16.64	\$19.05	\$24.37	\$44,331
13-1041	Compliance Officers	96	\$32.04	\$25.60	\$29.55	\$36.87	\$66,647
11-3021	Computer and Information Systems Managers	42	\$61.48	\$54.99	\$60.25	\$66.88	\$127,877
15-1241	Computer Network Architects	24	\$50.80	\$42.58	\$48.58	\$56.72	\$105,649
15-1231	Computer Network Support Specialists	48					
51-9161	Computer Numerically Controlled Tool Operators		\$18.17	\$15.87	\$17.59	\$19.24	\$37,789
15-1299	Computer Occupations, All Other	20	\$35.91	\$27.09	\$32.78	\$44.25	\$74,699
15-1251	Computer Programmers	12	\$42.33	\$33.72	\$41.08	\$49.87	\$88,039
15-1211	Computer Systems Analysts	43	\$36.41	\$26.49	\$37.47	\$47.23	\$75,751
15-1232	Computer User Support Specialists	146	\$23.17	\$15.35	\$22.21	\$28.75	\$48,182
19-1031	Conservation Scientists	39	\$32.68	\$27.18	\$30.85	\$35.07	\$67,957
47-4011	Construction and Building Inspectors	39	\$33.65	\$28.70	\$34.90	\$38.91	\$69,988
47-2061	Construction Laborers	704	\$21.74	\$16.11	\$19.44	\$25.98	\$45,203
11-9021	Construction Managers	92	\$31.86	\$24.37	\$29.06	\$38.51	\$66,270
35-2012	Cooks, Institution and Cafeteria	164	\$16.33	\$14.23	\$16.13	\$18.41	\$33,951
35-2014	Cooks, Restaurant	632	\$15.31	\$13.80	\$15.10	\$16.60	\$31,839
35-2015	Cooks, Short Order		\$14.41	\$13.41	\$14.31	\$15.20	\$29,975
33-3012	Correctional Officers and Jailers		\$24.23	\$19.68	\$22.53	\$27.75	\$50,380
13-1051	Cost Estimators	54	\$26.87	\$22.26	\$26.61	\$29.65	\$55,875
41-2021	Counter and Rental Clerks	205	\$19.19	\$15.53	\$19.79	\$22.99	\$39,924
43-4031	Court, Municipal, and License Clerks	102	\$24.44	\$20.18	\$25.27	\$28.91	\$50,834
13-2041	Credit Analysts		\$43.82	\$28.14	\$31.26	\$68.68	\$91,153
25-4012	Curators	12	\$16.93	\$14.50	\$17.02	\$18.94	\$35,209
43-4051	Customer Service Representatives	480	\$17.89	\$13.77	\$16.02	\$19.46	\$37,221
51-4031	Cut/Punch/Press Machine Setters/Operators/Tenders, Metal/Plastic	13	\$18.44	\$14.51	\$17.38	\$22.88	\$38,342
43-9021	Data Entry Keyers	12	\$17.97	\$15.69	\$17.35	\$19.11	\$37,365
41-9011	Demonstrators and Product Promoters	145	\$15.08	\$13.00	\$14.06	\$15.33	\$31,354
31-9091	Dental Assistants	143	\$20.45	\$17.97	\$19.89	\$22.79	\$42,531
29-1292	Dental Hygienists	82	\$48.93	\$44.21	\$48.36	\$54.19	\$101,757
51-9081	Dental Laboratory Technicians	22	\$22.67	\$21.08	\$23.04	\$24.99	\$47,162
29-1021	Dentists, General		\$63.93	\$24.23	\$76.64	\$92.03	\$132,972
33-3021	Detectives and Criminal Investigators		\$43.81	\$33.55	\$40.12	\$49.20	\$91,120
29-2032	Diagnostic Medical Sonographers	34	\$43.97	\$38.41	\$44.35	\$49.47	\$91,471
29-1031	Dietitians and Nutritionists	31	\$33.18	\$28.70	\$32.19	\$37.30	\$69,019
35-9011	Dining Room and Cafeteria Attendants and Bartender Helpers	150	\$13.59	\$12.55	\$13.00	\$14.42	\$28,265
35-9021	Dishwashers	369	\$13.36	\$12.59	\$13.10	\$14.13	\$27,781
43-5032	Dispatchers, Except Police, Fire, and Ambulance	14	\$22.84	\$18.94	\$22.31	\$24.91	\$47,505
53-3031	Driver/Sales Workers		\$14.33	\$13.44	\$14.42	\$15.41	\$29,812
47-2081	Drywall and Ceiling Tile Installers	34	\$25.18	\$19.81	\$25.85	\$29.58	\$52,373
27-3041	Editors	10	\$32.43	\$19.00	\$37.52	\$44.77	\$67,446

SOC code	Wenatchee, Washington MSA occupational title	Estimated employment	Average wage	Percentiles			Annual wage
				25th	50th	75th	
11-9032	Education Administrators, Kindergarten through Secondary	100					\$123,642
11-9031	Education and Childcare Administrators, Preschool and Daycare	36	\$17.33	\$14.80	\$16.47	\$19.36	\$36,042
21-1012	Educational, Guidance, and Career Counselors and Advisors	82	\$35.32	\$26.18	\$33.93	\$43.96	\$73,473
17-3023	Electrical and Electronic Engineering Technologists and Technicians	31	\$36.78	\$31.07	\$41.63	\$46.38	\$76,496
17-2071	Electrical Engineers	76	\$50.59	\$40.99	\$48.32	\$60.64	\$105,240
49-9051	Electrical Power-Line Installers and Repairers	133	\$45.77	\$42.88	\$46.14	\$49.00	\$95,181
47-2111	Electricians	244	\$32.39	\$22.63	\$30.64	\$38.76	\$67,361
25-2021	Elementary School Teachers, Except Special Education	577					\$72,625
43-4061	Eligibility Interviewers, Government Programs	45	\$23.66	\$19.98	\$24.22	\$25.75	\$49,226
29-2040	Emergency Medical Technicians and Paramedics	53	\$19.60	\$14.31	\$17.79	\$22.56	\$40,766
17-2081	Environmental Engineers	19	\$36.35	\$28.76	\$37.79	\$43.83	\$75,608
19-2041	Environmental Scientists and Specialists, Including Health	25	\$36.38	\$28.90	\$35.44	\$43.42	\$75,679
43-6011	Executive Secretaries and Executive Administrative Assistants	55	\$32.58	\$26.18	\$33.61	\$37.96	\$67,754
39-9031	Exercise Trainers and Group Fitness Instructors	187	\$19.35	\$17.23	\$18.97	\$21.03	\$40,265
51-9041	Extruding/Form/Press/Compact Machine Setters/Operators/Tenders	27	\$19.61	\$15.28	\$18.06	\$22.14	\$40,790
29-1215	Family Medicine Physicians	35	\$127.52	\$100.20			\$265,240
49-3041	Farm Equipment Mechanics and Service Technicians	23	\$23.71	\$20.31	\$23.06	\$26.86	\$49,303
11-9013	Farmers, Ranchers, and Other Agricultural Managers	21	\$47.30	\$42.94	\$47.64	\$54.31	\$98,382
45-2092	Farmworkers and Laborers, Crop, Nursery, and Greenhouse	1,780	\$14.14	\$12.38	\$12.70	\$14.94	\$29,421
45-2093	Farmworkers, Farm, Ranch, and Aquacultural Animals	31	\$24.08	\$20.71	\$23.91	\$27.00	\$50,096
35-3023	Fast Food and Counter Workers	1,794	\$13.87	\$12.65	\$13.11	\$14.65	\$28,852
43-4071	File Clerks		\$21.20	\$19.14	\$21.88	\$24.27	\$44,094
13-2098	Financial and Investment Analysts, Financial Risk Specialists, All Other	25	\$34.47	\$22.06	\$28.82	\$46.76	\$71,717
43-3099	Financial Clerks, All Other	11	\$20.45	\$18.31	\$20.37	\$23.01	\$42,547
11-3031	Financial Managers	133	\$49.44	\$38.36	\$49.20	\$60.13	\$102,831
33-2011	Firefighters	133	\$30.82	\$19.08	\$34.18	\$39.18	\$64,091
47-1011	First-Line Supervisors of Construction Trades and Extraction Workers	175	\$31.67	\$23.36	\$28.63	\$38.45	\$65,857
45-1011	First-Line Supervisors of Farming, Fishing, and Forestry Workers	156	\$22.16	\$16.08	\$19.25	\$27.68	\$46,099
33-1021	First-Line Supervisors of Firefighting and Prevention Workers	14	\$47.98	\$38.34	\$49.49	\$59.99	\$99,793
35-1012	First-Line Supervisors of Food Preparation and Serving Workers	315	\$20.28	\$14.73	\$18.86	\$25.08	\$42,181
37-1011	First-Line Supervisors of Housekeeping and Janitorial Workers	66	\$19.99	\$15.58	\$18.22	\$24.67	\$41,594
37-1012	First-Line Sprvs. of Landscaping, Lawn Service, & Groundskeeping Workers		\$27.45	\$22.33	\$27.52	\$32.62	\$57,096
49-1011	First-Line Supervisors of Mechanics, Installers, and Repairers	163	\$40.26	\$31.99	\$38.16	\$52.68	\$83,732
41-1012	First-Line Supervisors of Non-Retail Sales Workers	30	\$28.98	\$21.66	\$24.48	\$36.50	\$60,282
43-1011	First-Line Supervisors of Office and Administrative Support Workers	321	\$29.94	\$22.48	\$28.92	\$37.17	\$62,285
33-1012	First-Line Supervisors of Police and Detectives	44	\$50.39	\$44.67	\$49.25	\$55.88	\$104,799
51-1011	First-Line Supervisors of Production and Operating Workers	176	\$28.42	\$18.32	\$25.15	\$38.17	\$59,106
41-1011	First-Line Supervisors of Retail Sales Workers	484	\$24.78	\$17.96	\$22.08	\$30.79	\$51,545
27-1023	Floral Designers	24	\$15.08	\$12.30	\$13.47	\$17.13	\$31,359
35-2021	Food Preparation Workers	276	\$14.33	\$12.82	\$13.29	\$15.09	\$29,810
35-3041	Food Servers, Nonrestaurant	131	\$14.21	\$12.77	\$13.75	\$15.31	\$29,573
11-9051	Food Service Managers	22	\$29.51	\$22.94	\$27.75	\$35.28	\$61,373
19-4071	Forest and Conservation Technicians	58	\$25.14	\$21.42	\$25.72	\$28.99	\$52,288
11-1021	General and Operations Managers	557	\$50.24	\$31.89	\$42.60	\$59.21	\$104,511
45-2041	Graders and Sorters, Agricultural Products	408	\$13.95	\$12.56	\$13.59	\$14.72	\$29,019

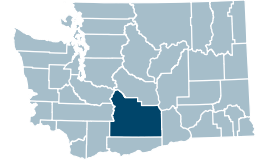
SOC code	Wenatchee, Washington MSA occupational title	Estimated employment	Average wage	Percentiles			Annual wage
				25th	50th	75th	
27-1024	Graphic Designers	26	\$19.75	\$15.23	\$17.59	\$21.79	\$41,093
39-5012	Hairdressers, Hairstylists, and Cosmetologists	66	\$22.00	\$14.69	\$22.47	\$25.61	\$45,755
29-9098	Health Info. Techs. & Practitioners/Reg. Med./Surg. Assts./Tech., All Other	41	\$35.52	\$25.89	\$35.85	\$46.32	\$73,861
21-1022	Healthcare Social Workers	33	\$30.12	\$26.35	\$30.30	\$35.45	\$62,656
31-9099	Healthcare Support Workers, All Other	50	\$22.15	\$18.11	\$20.60	\$25.03	\$46,054
49-9021	Heating, Air Conditioning, and Refrigeration Mechanics and Installers	182	\$24.94	\$20.63	\$24.89	\$29.23	\$51,889
53-3032	Heavy and Tractor-Trailer Truck Drivers	435	\$21.24	\$17.79	\$20.60	\$24.56	\$44,173
49-9098	Helpers-Installation, Maintenance, and Repair Workers	18	\$27.47	\$13.72	\$17.52	\$35.50	\$57,133
51-9198	Helpers-Production Workers		\$17.09	\$14.71	\$16.45	\$19.21	\$35,535
47-4051	Highway Maintenance Workers	109	\$25.97	\$23.08	\$25.21	\$27.81	\$54,021
31-1120	Home Health and Personal Care Aides	797	\$15.16	\$13.04	\$14.43	\$17.01	\$31,541
35-9031	Hosts and Hostesses, Restaurant, Lounge, and Coffee Shop	133	\$15.40	\$12.87	\$13.67	\$15.00	\$32,025
43-4081	Hotel, Motel, and Resort Desk Clerks	205	\$14.40	\$12.71	\$13.87	\$15.29	\$29,949
43-4161	Human Resources Assistants, Except Payroll and Timekeeping	13	\$21.12	\$18.66	\$20.98	\$23.81	\$43,940
11-3121	Human Resources Managers	16	\$58.02	\$51.92	\$58.24	\$64.05	\$120,689
13-1071	Human Resources Specialists	109	\$31.50	\$24.58	\$28.26	\$33.35	\$65,517
17-2112	Industrial Engineers	17	\$39.43	\$33.14	\$38.45	\$47.34	\$82,002
49-9041	Industrial Machinery Mechanics	85	\$29.42	\$21.01	\$24.65	\$42.08	\$61,191
11-3051	Industrial Production Managers	15	\$45.54	\$33.88	\$44.21	\$49.67	\$94,727
53-7051	Industrial Truck and Tractor Operators		\$22.52	\$15.25	\$19.77	\$26.07	\$46,838
43-4199	Information and Record Clerks, All Other	50	\$19.47	\$16.14	\$19.38	\$22.51	\$40,499
51-9061	Inspectors, Testers, Sorters, Samplers, and Weighers	245	\$21.37	\$14.30	\$16.84	\$23.43	\$44,437
49-9099	Installation, Maintenance, and Repair Workers, All Other		\$20.98	\$16.73	\$19.71	\$23.40	\$43,629
25-9031	Instructional Coordinators	25	\$37.20	\$29.51	\$37.00	\$45.65	\$77,375
41-3021	Insurance Sales Agents	124	\$28.31	\$17.42	\$21.60	\$29.54	\$58,887
27-3091	Interpreters and Translators	15	\$24.37	\$19.67	\$23.32	\$27.27	\$50,695
43-4111	Interviewers, Except Eligibility and Loan	59	\$17.48	\$14.37	\$16.14	\$20.14	\$36,361
37-2011	Janitors and Cleaners, Except Maids and Housekeeping Cleaners	660	\$16.18	\$13.04	\$15.50	\$18.55	\$33,652
25-2012	Kindergarten Teachers, Except Special Education	85					\$65,495
53-7062	Laborers and Freight, Stock, and Material Movers, Hand	990	\$17.47	\$13.65	\$15.48	\$19.73	\$36,344
37-3011	Landscaping and Groundskeeping Workers	497	\$19.15	\$14.61	\$18.08	\$23.32	\$39,833
51-6011	Laundry and Dry-Cleaning Workers	87	\$14.26	\$12.60	\$13.58	\$15.12	\$29,645
23-1011	Lawyers	103	\$52.38	\$37.57	\$46.00	\$57.74	\$108,958
43-6012	Legal Secretaries and Administrative Assistants	58	\$25.56	\$19.88	\$25.68	\$31.64	\$53,148
25-4022	Librarians and Media Collections Specialists	28	\$34.97	\$29.20	\$36.03	\$42.67	\$72,748
43-4121	Library Assistants, Clerical	33	\$17.25	\$12.82	\$17.48	\$20.86	\$35,869
29-2061	Licensed Practical and Licensed Vocational Nurses	89	\$25.22	\$21.33	\$25.70	\$29.43	\$52,462
53-3033	Light Truck Drivers	268	\$18.76	\$14.16	\$16.68	\$20.55	\$39,009
43-4131	Loan Interviewers and Clerks	49	\$20.69	\$17.18	\$19.14	\$25.17	\$43,049
13-2072	Loan Officers	88	\$31.70	\$20.46	\$29.36	\$40.02	\$65,954
11-9081	Lodging Managers	17	\$31.20	\$27.65	\$33.08	\$36.80	\$64,885
45-4022	Logging Equipment Operators	16	\$24.33	\$22.27	\$24.16	\$25.95	\$50,601
13-1081	Logisticians	17	\$29.60	\$22.88	\$27.16	\$30.91	\$61,566
51-4041	Machinists	160	\$20.51	\$15.49	\$19.44	\$24.78	\$42,655
29-2035	Magnetic Resonance Imaging Technologists	14	\$43.78	\$37.96	\$43.51	\$49.08	\$91,072

SOC code	Wenatchee, Washington MSA occupational title	Estimated employment	Average wage	Percentiles			Annual wage
				25th	50th	75th	
37-2012	Maids and Housekeeping Cleaners	865	\$14.00	\$12.70	\$13.14	\$14.84	\$29,130
49-9071	Maintenance and Repair Workers, General	624	\$20.35	\$14.93	\$18.25	\$25.55	\$42,321
13-1111	Management Analysts	68	\$42.39	\$23.63	\$42.74	\$55.62	\$88,190
13-1161	Market Research Analysts and Marketing Specialists	101	\$27.57	\$17.96	\$23.93	\$31.25	\$57,351
11-2021	Marketing Managers	11	\$61.96	\$43.71	\$47.45	\$67.63	\$128,875
31-9011	Massage Therapists	64	\$33.55	\$30.02	\$34.30	\$38.19	\$69,777
17-3027	Mechanical Engineering Technologists and Technicians	62					
17-2141	Mechanical Engineers	57	\$44.16	\$34.68	\$42.69	\$55.06	\$91,849
27-3099	Media and Communication Workers, All Other	25					
11-9111	Medical and Health Services Managers	129	\$59.04	\$45.82	\$56.57	\$65.82	\$122,797
31-9092	Medical Assistants	366	\$18.82	\$16.81	\$18.52	\$20.58	\$39,142
29-2098	Medical Dosimetrists/ Med. Rcrds./Health Technologists/Techs., All Other	126	\$23.55	\$17.22	\$21.09	\$25.32	\$48,999
31-9093	Medical Equipment Preparers	39	\$20.35	\$17.14	\$20.59	\$23.91	\$42,336
43-6013	Medical Secretaries and Administrative Assistants	176	\$19.45	\$17.35	\$19.18	\$21.91	\$40,458
13-1121	Meeting, Convention, and Event Planners	19	\$22.66	\$17.83	\$22.78	\$27.73	\$47,139
21-1023	Mental Health and Substance Abuse Social Workers	55	\$26.13	\$21.18	\$26.01	\$31.11	\$54,341
27-1026	Merchandise Displayers and Window Trimmers	100	\$16.34	\$14.48	\$16.36	\$18.21	\$33,984
51-4051	Metal-Refining Furnace Operators and Tenders	18	\$21.02	\$15.03	\$19.72	\$27.69	\$43,720
43-5041	Meter Readers, Utilities	28	\$23.04	\$18.06	\$21.68	\$27.76	\$47,925
25-2022	Middle School Teachers, Except Special and Career/Technical Education	176					\$75,281
49-9044	Millwrights	82	\$38.64	\$27.99	\$40.88	\$48.29	\$80,379
51-2090	Miscellaneous Assemblers and Fabricators	200	\$13.90	\$12.31	\$13.15	\$14.67	\$28,908
49-3042	Mobile Heavy Equipment Mechanics, Except Engines	71	\$26.26	\$21.79	\$26.22	\$30.43	\$54,608
51-9195	Molders, Shapers, and Casters, Except Metal and Plastic	126	\$16.01	\$14.17	\$15.84	\$18.03	\$33,302
15-1244	Network and Computer Systems Administrators	69	\$37.29	\$32.30	\$36.98	\$43.17	\$77,579
29-1171	Nurse Practitioners	51	\$59.21	\$51.85	\$60.10	\$70.19	\$123,166
31-1131	Nursing Assistants	563	\$15.81	\$13.56	\$15.30	\$17.85	\$32,880
19-5011	Occupational Health and Safety Specialists	15	\$43.01	\$39.68	\$44.38	\$48.18	\$89,469
19-5012	Occupational Health and Safety Technicians	21	\$30.94	\$25.27	\$31.27	\$36.62	\$64,351
29-1122	Occupational Therapists	40	\$44.63	\$37.79	\$44.80	\$50.62	\$92,829
31-2011	Occupational Therapy Assistants	10	\$31.92	\$29.08	\$32.10	\$35.42	\$66,388
43-9199	Office and Administrative Support Workers, All Other	62	\$18.55	\$14.24	\$16.25	\$22.93	\$38,584
43-9061	Office Clerks, General	1,010	\$19.48	\$14.29	\$17.52	\$22.45	\$40,509
47-2073	Operating Engineers and Other Construction Equipment Operators	174	\$30.69	\$24.59	\$29.01	\$34.55	\$63,838
29-2081	Opticians, Dispensing	31	\$26.92	\$24.60	\$27.90	\$30.44	\$55,986
29-1041	Optometrists	14	\$77.29	\$36.99	\$46.84		\$160,776
43-4151	Order Clerks	48	\$18.89	\$15.28	\$17.70	\$20.84	\$39,290
51-9111	Packaging and Filling Machine Operators and Tenders	141	\$15.30	\$13.30	\$14.52	\$16.37	\$31,827
53-7064	Packers and Packagers, Hand	1,479	\$15.11	\$13.01	\$14.12	\$16.18	\$31,419
47-2141	Painters, Construction and Maintenance	188	\$19.83	\$16.31	\$18.24	\$21.71	\$41,247
23-2011	Paralegals and Legal Assistants	50	\$28.91	\$24.60	\$27.95	\$32.40	\$60,123
53-6021	Parking Attendants	11	\$13.08	\$12.53	\$12.61	\$12.68	\$27,199
41-2022	Parts Salespersons	143	\$18.39	\$13.26	\$16.20	\$21.79	\$38,258
53-3058	Passenger Vehicle Drivers, Except Bus Drivers, Transit and Intercity	226	\$20.86	\$18.70	\$21.46	\$23.75	\$43,406
43-3051	Payroll and Timekeeping Clerks	33	\$21.09	\$17.59	\$19.30	\$24.27	\$43,869

SOC code	Wenatchee, Washington MSA occupational title	Estimated employment	Average wage	Percentiles			Annual wage
				25th	50th	75th	
13-2052	Personal Financial Advisors	24	\$28.95	\$21.58	\$24.09	\$29.40	\$60,202
11-9198	Personal Svc. Mgrs., Entmt. & Recr. Mgrs., Exc. Gambling & Mgrs., All Other	65	\$57.51	\$41.25	\$50.48	\$66.05	\$119,630
39-1098	Personal Svcs. & Entmt. & Recr. Supervisors, Except Gambling Services		\$20.05	\$14.08	\$15.52	\$28.22	\$41,697
37-2021	Pest Control Workers	17	\$19.04	\$16.95	\$18.60	\$20.31	\$39,585
37-3012	Pesticide Handlers, Sprayers, and Applicators, Vegetation		\$24.90	\$14.04	\$18.01	\$28.86	\$51,781
29-1051	Pharmacists	149	\$64.88	\$58.74	\$65.73	\$74.60	\$134,964
31-9095	Pharmacy Aides	16	\$18.23	\$14.47	\$16.29	\$21.57	\$37,937
29-2052	Pharmacy Technicians	174	\$21.41	\$19.07	\$21.87	\$24.15	\$44,525
31-2022	Physical Therapist Aides	51	\$15.48	\$13.09	\$14.99	\$17.44	\$32,210
31-2021	Physical Therapist Assistants	22	\$33.65	\$28.36	\$32.67	\$39.25	\$70,003
29-1123	Physical Therapists	87	\$45.68	\$39.95	\$45.72	\$51.09	\$95,015
29-1071	Physician Assistants	96	\$60.81	\$51.93	\$61.27	\$72.16	\$126,486
47-2152	Plumbers, Pipefitters, and Steamfitters		\$31.85	\$31.17	\$35.00	\$37.92	\$66,249
33-3051	Police and Sheriff's Patrol Officers	183	\$39.72	\$35.20	\$40.04	\$45.59	\$82,611
43-5051	Postal Service Clerks	30	\$24.93	\$22.24	\$23.98	\$29.91	\$51,858
43-5052	Postal Service Mail Carriers	108	\$25.18	\$18.73	\$24.12	\$31.71	\$52,370
43-5053	Postal Service Mail Sorters, Processors, and Processing Machine Operators	26	\$25.27	\$21.85	\$24.70	\$29.92	\$52,554
11-9131	Postmasters and Mail Superintendents	14	\$35.35	\$33.21	\$35.93	\$40.02	\$73,529
25-2011	Preschool Teachers, Except Special Education	217	\$14.47	\$12.82	\$14.20	\$15.55	\$30,102
51-5112	Printing Press Operators	24	\$21.04	\$18.32	\$21.57	\$23.89	\$43,771
21-1092	Probation Officers and Correctional Treatment Specialists	34	\$29.11	\$27.31	\$29.17	\$31.08	\$60,552
43-5061	Production, Planning, and Expediting Clerks	36	\$21.39	\$17.34	\$19.58	\$25.89	\$44,473
13-1198	Project Mgmt. Specialists and Business Operations Specialists, All Other	258	\$30.24	\$22.73	\$28.00	\$35.96	\$62,890
13-2020	Property Appraisers and Assessors	23	\$26.99	\$22.10	\$26.35	\$31.92	\$56,140
33-0000	Protective Service Occupations	589	\$32.90	\$21.11	\$34.41	\$42.44	\$68,427
11-2030	Public Relations and Fundraising Managers	12	\$64.58	\$48.66	\$64.71	\$78.46	\$134,332
27-3031	Public Relations Specialists	46	\$31.99	\$26.24	\$31.03	\$37.53	\$66,527
43-5031	Public Safety Telecommunicators	47	\$26.98	\$24.17	\$27.10	\$30.19	\$56,108
29-2034	Radiologic Technologists and Technicians	106	\$34.17	\$28.75	\$32.64	\$38.06	\$71,072
41-9022	Real Estate Sales Agents	24	\$38.20	\$34.94	\$37.80	\$40.51	\$79,442
43-4171	Receptionists and Information Clerks	411	\$15.91	\$13.38	\$15.46	\$18.05	\$33,073
39-9032	Recreation Workers	50	\$16.03	\$13.18	\$14.79	\$17.85	\$33,343
29-1141	Registered Nurses	1,329	\$41.50	\$35.14	\$40.51	\$48.08	\$86,312
21-1015	Rehabilitation Counselors	39	\$22.68	\$17.66	\$21.74	\$25.77	\$47,171
29-1126	Respiratory Therapists	44	\$36.48	\$29.87	\$35.03	\$43.32	\$75,873
41-2031	Retail Salespersons	1,968	\$17.79	\$13.33	\$15.33	\$19.23	\$36,988
47-2181	Roofers	49	\$26.36	\$23.12	\$26.36	\$29.68	\$54,824
11-2022	Sales Managers	82	\$60.09	\$35.39	\$57.67	\$80.89	\$124,986
41-3091	Sales Reps. of Svcs., Exc. Advertising, Insurance, Financial Svcs., & Travel	146	\$28.92	\$19.36	\$24.92	\$38.29	\$60,147
41-4012	Sales Reps./Wholesale/Manufacturing, Except Tech/Scientific Products	356	\$36.99	\$23.68	\$31.26	\$41.88	\$76,943
33-9098	School Bus Monitors and Protective Service Workers, All Other	41	\$19.21	\$16.32	\$17.79	\$20.00	\$39,956
25-2031	Secondary School Teachers, Exc. Special and Career/Technical Education	297					\$73,871
43-6014	Secretaries and Admin. Assistants, Except Legal, Medical, and Executive	533	\$20.58	\$17.15	\$19.72	\$23.61	\$42,803
41-3031	Securities, Commodities, and Financial Services Sales Agents	76	\$23.48	\$17.78	\$19.64	\$23.79	\$48,848
33-9032	Security Guards	43	\$18.48	\$14.13	\$17.98	\$21.84	\$38,432

SOC code	Wenatchee, Washington MSA occupational title	Estimated employment	Average wage	Percentiles			Annual wage
				25th	50th	75th	
25-3021	Self-Enrichment Teachers	132	\$20.36	\$12.58	\$17.42	\$27.35	\$42,349
51-9012	Separating and Filtering Machine Setters/Operators/Tenders		\$21.81	\$16.36	\$19.57	\$26.33	\$45,349
51-6031	Sewing Machine Operators		\$15.47	\$13.63	\$15.21	\$17.61	\$32,165
43-5071	Shipping, Receiving, and Inventory Clerks	190	\$17.32	\$14.12	\$15.90	\$18.86	\$36,023
11-9151	Social and Community Service Managers		\$20.90	\$12.23	\$12.24	\$30.63	\$43,484
21-1093	Social and Human Service Assistants	71	\$19.32	\$16.54	\$18.39	\$21.18	\$40,174
15-1256	Software Developers and Software Quality Assur. Analysts and Testers	58	\$58.08	\$43.93	\$50.59	\$60.73	\$120,797
25-2052	Special Education Teachers, Kindergarten and Elementary School	48					\$66,486
25-2057	Special Education Teachers, Middle School	20					\$64,065
25-2051	Special Education Teachers, Preschool	10					\$78,723
25-2058	Special Education Teachers, Secondary School	38					\$72,727
29-1127	Speech-Language Pathologists	46	\$40.84	\$34.99	\$40.75	\$46.84	\$84,944
53-7065	Stockers and Order Fillers	357	\$14.95	\$12.94	\$13.82	\$15.91	\$31,108
21-1018	Substance Abuse, Behavioral Disorder, and Mental Health Counselors	104	\$24.08	\$18.11	\$22.88	\$30.28	\$50,082
25-3031	Substitute Teachers, Short-Term	374	\$17.21	\$16.07	\$17.29	\$18.52	\$35,792
29-2055	Surgical Technologists	49	\$28.05	\$23.13	\$26.69	\$32.08	\$58,345
17-3031	Surveying and Mapping Technicians	18	\$27.18	\$22.81	\$26.05	\$29.94	\$56,547
43-2011	Switchboard Operators, Including Answering Service	31	\$14.32	\$12.36	\$12.41	\$15.97	\$29,785
25-9045	Teaching Assistants, Except Postsecondary	748					\$34,127
49-2022	Telecommunications Equipment Installers and Repairers, Exc. Line Installers	89	\$36.91	\$32.47	\$36.04	\$39.73	\$76,780
43-3071	Tellers	197	\$16.34	\$14.66	\$16.41	\$18.24	\$33,985
49-3093	Tire Repairers and Changers		\$14.85	\$13.24	\$14.19	\$15.29	\$30,892
23-2093	Title Examiners, Abstractors, and Searchers	28	\$22.22	\$17.87	\$20.34	\$26.32	\$46,200
13-1151	Training and Development Specialists		\$36.00	\$25.33	\$36.82	\$44.00	\$74,873
33-9093	Transportation Security Screeners	17	\$19.80	\$17.77	\$17.95	\$20.61	\$41,182
53-1047	Transportation/Material Moving Supervisors/No Cargo Handlers	108	\$28.92	\$20.47	\$26.21	\$37.16	\$60,142
41-3041	Travel Agents		\$25.41	\$19.80	\$27.71	\$30.30	\$52,858
25-3097	Tutors and Teachers and Instructors, All Other						\$44,596
19-3051	Urban and Regional Planners	38	\$38.67	\$34.23	\$37.50	\$42.75	\$80,439
29-1131	Veterinarians	23	\$30.26	\$22.18	\$32.51	\$37.24	\$62,932
29-2056	Veterinary Technologists and Technicians	52	\$16.35	\$13.62	\$14.96	\$18.87	\$34,014
35-3031	Waiters and Waitresses	1,023	\$15.97	\$12.74	\$14.26	\$18.46	\$33,199
51-8031	Water and Wastewater Treatment Plant and System Operators	44	\$30.52	\$27.10	\$30.11	\$34.24	\$63,480
15-1257	Web Developers and Digital Interface Designers	59	\$33.75	\$17.95	\$22.52	\$48.31	\$70,194
51-4121	Welders, Cutters, Solderers, and Brazers	38	\$22.36	\$15.86	\$18.39	\$23.50	\$46,506
19-1023	Zoologists and Wildlife Biologists	86	\$36.73	\$30.07	\$36.04	\$41.95	\$76,404

Yakima, Washington MSA
2020 Occupational Employment
and Wage Estimates
Includes Yakima County



SOC code	Yakima, Washington MSA occupational title	Estimated employment	Average wage	Percentiles			Annual wage
				25th	50th	75th	
13-2011	Accountants and Auditors	472	\$36.23	\$27.08	\$31.80	\$39.24	\$75,362
11-3010	Administrative Services and Facilities Managers	90	\$46.84	\$38.40	\$46.97	\$56.08	\$97,435
25-3011	Adult Literacy, Remedial Education, GED Teachers/Instructors	148	\$26.67	\$23.45	\$26.40	\$29.95	\$55,475
41-3011	Advertising Sales Agents	67	\$26.51	\$17.33	\$22.44	\$28.26	\$55,148
19-4010	Agricultural and Food Science Technicians	42	\$17.56	\$14.45	\$16.72	\$19.57	\$36,527
45-2091	Agricultural Equipment Operators	214	\$17.36	\$14.13	\$16.13	\$18.97	\$36,096
45-2011	Agricultural Inspectors	94	\$24.06	\$20.48	\$26.47	\$26.49	\$50,045
39-3091	Amusement and Recreation Attendants	75	\$14.14	\$12.87	\$13.75	\$14.77	\$29,419
39-2021	Animal Caretakers	61	\$13.35	\$12.62	\$12.86	\$13.77	\$27,760
17-1011	Architects, Except Landscape and Naval	27	\$34.98	\$28.52	\$34.08	\$40.51	\$72,778
17-3011	Architectural and Civil Drafters	62	\$22.41	\$17.53	\$19.58	\$27.15	\$46,619
11-9041	Architectural and Engineering Managers	17	\$69.47	\$59.85	\$70.20	\$79.39	\$144,503
27-4011	Audio and Video Technicians	71	\$16.28	\$13.15	\$14.01	\$14.88	\$33,861
29-1181	Audiologists		\$46.26	\$41.27	\$44.73	\$48.19	\$96,231
53-6031	Automotive and Watercraft Service Attendants		\$15.40	\$14.01	\$15.05	\$16.10	\$32,020
49-3021	Automotive Body and Related Repairers	45	\$24.29	\$18.52	\$22.81	\$30.47	\$50,519
49-3022	Automotive Glass Installers and Repairers		\$23.26	\$14.92	\$19.99	\$28.97	\$48,372
49-3023	Automotive Service Technicians and Mechanics	536	\$20.52	\$14.74	\$18.89	\$25.25	\$42,678
51-3011	Bakers	186	\$16.13	\$12.83	\$16.05	\$18.39	\$33,548
35-3011	Bartenders	327	\$16.09	\$13.01	\$14.48	\$17.36	\$33,477
43-3011	Bill and Account Collectors	97	\$21.06	\$14.98	\$18.47	\$22.07	\$43,807
43-3021	Billing and Posting Clerks	260	\$19.33	\$16.44	\$18.53	\$21.99	\$40,192
19-1029	Biological Scientists, All Other	12	\$42.03	\$28.16	\$35.08	\$55.70	\$87,416
19-4021	Biological Technicians	42	\$24.19	\$18.28	\$25.19	\$28.30	\$50,317
43-3031	Bookkeeping, Accounting, and Auditing Clerks	931	\$20.95	\$17.15	\$19.39	\$23.58	\$43,561
47-2021	Brickmasons and Blockmasons		\$30.27	\$23.68	\$27.73	\$32.77	\$62,952
49-3031	Bus and Truck Mechanics and Diesel Engine Specialists	137	\$23.93	\$20.70	\$23.98	\$28.18	\$49,773
51-3021	Butchers and Meat Cutters	95	\$18.41	\$16.54	\$18.38	\$20.16	\$38,291
13-1020	Buyers and Purchasing Agents	165	\$26.34	\$20.52	\$25.56	\$30.55	\$54,786
51-7011	Cabinetmakers and Bench Carpenters		\$17.85	\$12.81	\$16.32	\$19.49	\$37,144
29-2031	Cardiovascular Technologists and Technicians	28	\$31.46	\$21.47	\$32.43	\$39.34	\$65,444
25-2023	Career/Technical Education Teachers, Middle School	24					\$63,248
25-1194	Career/Technical Education Teachers, Postsecondary	191	\$31.11	\$22.61	\$27.52	\$36.51	\$64,709
25-2032	Career/Technical Education Teachers, Secondary School	166					\$69,285
43-5011	Cargo and Freight Agents	64					
47-2031	Carpenters	421	\$25.96	\$19.10	\$26.28	\$31.72	\$53,990
41-2011	Cashiers	2,630	\$14.28	\$12.75	\$13.32	\$14.98	\$29,699
47-2051	Cement Masons and Concrete Finishers	136	\$31.14	\$21.83	\$27.12	\$44.16	\$64,776
35-1011	Chefs and Head Cooks	31	\$28.88	\$21.70	\$26.05	\$33.99	\$60,073
51-9011	Chemical Equipment Operators and Tenders	17	\$17.92	\$16.23	\$17.48	\$18.73	\$37,256

SOC code	Yakima, Washington MSA occupational title	Estimated employment	Average wage	Percentiles			Annual wage
				25th	50th	75th	
19-4031	Chemical Technicians		\$21.22	\$16.23	\$19.99	\$23.88	\$44,116
19-2031	Chemists	21	\$30.99	\$26.09	\$31.79	\$35.08	\$64,464
11-1011	Chief Executives	65	\$101.94	\$78.08	\$95.38		\$212,025
21-1021	Child, Family, and School Social Workers	334	\$25.99	\$19.04	\$26.57	\$33.38	\$54,055
39-9011	Childcare Workers	351	\$13.87	\$12.46	\$12.61	\$14.76	\$28,852
17-2051	Civil Engineers	167	\$42.00	\$35.07	\$37.78	\$41.71	\$87,354
13-1031	Claims Adjusters, Examiners, and Investigators	31	\$33.78	\$29.55	\$33.96	\$37.97	\$70,271
53-7061	Cleaners of Vehicles and Equipment	420	\$14.52	\$12.77	\$13.59	\$15.16	\$30,195
21-2011	Clergy	19	\$28.83	\$24.77	\$28.59	\$32.76	\$59,959
29-2010	Clinical Laboratory Technologists and Technicians	104	\$31.24	\$24.69	\$32.32	\$37.80	\$64,964
19-3031	Clinical, Counseling, and School Psychologists	80	\$39.48	\$32.47	\$40.90	\$46.80	\$82,114
27-2022	Coaches and Scouts	154					\$52,196
51-9124	Coating, Painting, and Spraying Machine Setters, Operators, and Tenders	70	\$19.98	\$16.69	\$18.65	\$22.14	\$41,549
21-1099	Community and Social Service Specialists, All Other	31	\$25.78	\$18.99	\$25.94	\$30.39	\$53,616
21-1094	Community Health Workers	81	\$22.78	\$17.03	\$19.60	\$27.51	\$47,375
13-1141	Compensation, Benefits, and Job Analysis Specialists	11	\$28.23	\$23.43	\$28.18	\$31.53	\$58,716
13-1041	Compliance Officers	174	\$34.62	\$25.50	\$29.49	\$42.32	\$71,992
11-3021	Computer and Information Systems Managers	64	\$56.79	\$46.29	\$54.10	\$64.52	\$118,113
15-1231	Computer Network Support Specialists	29	\$38.62	\$31.54	\$38.25	\$46.32	\$80,337
51-9161	Computer Numerically Controlled Tool Operators		\$24.32	\$18.94	\$23.41	\$29.50	\$50,573
51-9162	Computer Numerically Controlled Tool Programmers		\$23.01	\$19.32	\$22.21	\$27.47	\$47,848
15-1299	Computer Occupations, All Other	92	\$33.04	\$24.64	\$33.61	\$40.75	\$68,733
15-1251	Computer Programmers	15	\$40.30	\$18.31	\$29.67	\$48.66	\$83,820
15-1211	Computer Systems Analysts	75	\$41.25	\$35.99	\$39.69	\$46.51	\$85,802
15-1232	Computer User Support Specialists	167	\$26.70	\$21.73	\$26.47	\$31.01	\$55,546
19-1031	Conservation Scientists	44	\$29.14	\$25.75	\$28.78	\$31.57	\$60,623
47-4011	Construction and Building Inspectors	38	\$32.10	\$26.40	\$32.57	\$38.41	\$66,764
47-2061	Construction Laborers	560	\$20.20	\$15.20	\$19.53	\$24.27	\$42,009
11-9021	Construction Managers	108	\$39.98	\$31.49	\$39.83	\$47.57	\$83,171
35-2011	Cooks, Fast Food	176	\$14.61	\$12.69	\$13.81	\$16.44	\$30,377
35-2012	Cooks, Institution and Cafeteria	386	\$16.69	\$14.45	\$16.40	\$18.90	\$34,713
35-2014	Cooks, Restaurant	518	\$15.46	\$13.07	\$15.42	\$17.68	\$32,159
35-2015	Cooks, Short Order	69	\$16.25	\$14.44	\$16.21	\$18.21	\$33,817
51-9193	Cooling and Freezing Equipment Operators and Tenders	16	\$19.87	\$12.73	\$18.39	\$25.67	\$41,323
33-3012	Correctional Officers and Jailers	312	\$30.45	\$25.11	\$31.32	\$36.61	\$63,328
13-1051	Cost Estimators	116	\$34.05	\$22.80	\$29.64	\$38.94	\$70,821
41-2021	Counter and Rental Clerks	432	\$15.86	\$13.01	\$14.58	\$17.69	\$32,989
43-5021	Couriers and Messengers		\$16.78	\$15.01	\$17.29	\$18.85	\$34,896
43-4031	Court, Municipal, and License Clerks	78	\$20.65	\$12.39	\$20.90	\$26.35	\$42,937
13-2041	Credit Analysts	42	\$37.20	\$30.46	\$35.31	\$42.60	\$77,378
13-2071	Credit Counselors	10	\$23.90	\$20.82	\$23.47	\$28.27	\$49,715
43-4051	Customer Service Representatives	1,038	\$19.52	\$14.60	\$18.08	\$22.93	\$40,612
51-4031	Cut/Punch/Press Mach Setters/Operators and Tenders, Metal/Plastic	46	\$19.49	\$17.18	\$18.91	\$21.99	\$40,545
43-9021	Data Entry Keyers	30	\$17.78	\$14.97	\$17.91	\$19.91	\$36,996
15-1245	Database Administrators and Architects	19	\$45.50	\$38.45	\$42.75	\$50.77	\$94,637

SOC code	Yakima, Washington MSA occupational title	Estimated employment	Average wage	Percentiles			Annual wage
				25th	50th	75th	
41-9011	Demonstrators and Product Promoters		\$16.47	\$13.95	\$15.33	\$17.91	\$34,260
31-9091	Dental Assistants	495	\$19.30	\$17.24	\$18.99	\$21.21	\$40,142
29-1292	Dental Hygienists	155	\$45.10	\$41.80	\$45.67	\$49.53	\$93,800
51-9081	Dental Laboratory Technicians	27	\$21.66	\$20.31	\$22.11	\$23.88	\$45,042
29-1021	Dentists, General	113	\$83.75	\$61.49	\$91.57		\$174,188
33-3021	Detectives and Criminal Investigators	49	\$49.83	\$34.97	\$53.26	\$61.21	\$103,666
29-2032	Diagnostic Medical Sonographers	54	\$38.57	\$33.27	\$38.48	\$45.24	\$80,225
29-1031	Dietitians and Nutritionists	48	\$27.25	\$20.38	\$27.50	\$32.07	\$56,690
35-9011	Dining Room and Cafeteria Attendants and Bartender Helpers	187	\$15.14	\$12.79	\$13.81	\$16.72	\$31,489
35-9021	Dishwashers	265	\$13.77	\$12.54	\$13.00	\$14.62	\$28,636
43-5032	Dispatchers, Except Police, Fire, and Ambulance	106	\$22.12	\$16.73	\$20.33	\$27.40	\$46,020
53-3031	Driver/Sales Workers	243	\$16.11	\$12.72	\$13.73	\$18.56	\$33,514
47-2081	Drywall and Ceiling Tile Installers	119	\$24.14	\$16.93	\$23.92	\$30.38	\$50,209
27-3041	Editors	24	\$29.56	\$24.17	\$26.80	\$29.43	\$61,491
11-9032	Education Administrators, Kindergarten through Secondary	262					\$110,131
11-9033	Education Administrators, Postsecondary	54	\$62.97	\$37.47	\$49.73	\$81.67	\$130,982
11-9031	Education and Childcare Administrators, Preschool and Daycare	46	\$26.66	\$22.67	\$26.44	\$29.68	\$55,457
25-9099	Educational Instruction and Library Workers, All Other	100	\$21.00	\$14.44	\$20.11	\$25.80	\$43,677
21-1012	Educational, Guidance, and Career Counselors and Advisors	155	\$34.12	\$27.70	\$34.63	\$40.66	\$70,950
17-3023	Electrical and Electronic Engineering Technologists and Technicians	11	\$34.44	\$34.62	\$34.63	\$37.49	\$71,644
49-2094	Electrical and Electronics Repairers, Commercial and Industrial Equipment	40	\$26.50	\$24.06	\$25.09	\$26.09	\$55,109
17-2071	Electrical Engineers	26	\$54.90	\$30.20	\$56.23	\$66.57	\$114,198
49-9051	Electrical Power-Line Installers and Repairers	55	\$38.36	\$30.49	\$40.92	\$46.09	\$79,796
47-2111	Electricians	406	\$28.08	\$22.02	\$27.53	\$34.94	\$58,399
17-2072	Electronics Engineers, Except Computer		\$47.09	\$43.61	\$47.19	\$50.75	\$97,937
25-2021	Elementary School Teachers, Except Special Education	1,464					\$66,507
43-4061	Eligibility Interviewers, Government Programs	214	\$24.36	\$20.60	\$25.75	\$27.60	\$50,659
19-2041	Environmental Scientists and Specialists, Including Health	84	\$30.34	\$26.09	\$31.00	\$32.56	\$63,105
43-6011	Executive Secretaries and Executive Administrative Assistants	114	\$28.17	\$23.42	\$26.59	\$32.04	\$58,587
39-9031	Exercise Trainers and Group Fitness Instructors	121	\$23.26	\$19.94	\$23.03	\$26.19	\$48,382
51-4021	Extruding and Drawing Machine Setters, Oprs., and Tenders, Metal/Plastic	137	\$19.33	\$16.29	\$19.18	\$22.64	\$40,217
29-1215	Family Medicine Physicians	48	\$104.27	\$88.56	\$98.37		\$216,884
49-3041	Farm Equipment Mechanics and Service Technicians	118	\$23.43	\$19.00	\$23.36	\$28.11	\$48,740
11-9013	Farmers, Ranchers, and Other Agricultural Managers		\$50.51	\$36.96	\$45.71	\$63.21	\$105,051
45-2092	Farmworkers and Laborers, Crop, Nursery, and Greenhouse	3,955	\$14.92	\$12.38	\$12.93	\$16.47	\$31,018
45-2093	Farmworkers, Farm, Ranch, and Aquacultural Animals	113	\$18.34	\$14.42	\$17.34	\$21.59	\$38,126
35-3023	Fast Food and Counter Workers	3,393	\$13.77	\$12.53	\$12.90	\$14.26	\$28,656
47-4031	Fence Erectors	114	\$18.08	\$15.68	\$17.89	\$19.94	\$37,611
43-4071	File Clerks	28	\$15.97	\$12.85	\$14.56	\$18.19	\$33,216
13-2098	Financial and Investment Analysts, Financial Risk Specialists, All Other	100	\$27.92	\$18.47	\$23.24	\$31.55	\$58,054
11-3031	Financial Managers	213	\$59.46	\$40.53	\$53.53	\$71.13	\$123,672
33-2011	Firefighters	508	\$30.69	\$16.44	\$32.28	\$41.04	\$63,823
47-1011	First-Line Supervisors of Construction Trades and Extraction Workers	191	\$32.22	\$24.41	\$30.38	\$39.26	\$67,021
45-1011	First-Line Supervisors of Farming, Fishing, and Forestry Workers	218	\$24.10	\$15.40	\$18.76	\$32.42	\$50,117
33-1021	First-Line Supervisors of Firefighting and Prevention Workers	96	\$37.77	\$22.77	\$39.67	\$49.14	\$78,573

SOC code	Yakima, Washington MSA occupational title	Estimated employment	Average wage	Percentiles			Annual wage
				25th	50th	75th	
35-1012	First-Line Supervisors of Food Preparation and Serving Workers	592	\$17.91	\$13.68	\$16.35	\$21.37	\$37,257
39-1013	First-Line Supervisors of Gambling Services Workers	29	\$17.85	\$12.75	\$16.31	\$20.87	\$37,124
37-1011	First-Line Supervisors of Housekeeping and Janitorial Workers	54	\$18.82	\$16.37	\$17.98	\$19.75	\$39,132
37-1012	First-Line Spvrs. of Landscaping, Lawn Service, and Groundskeeping Workers	51	\$24.66	\$19.07	\$23.26	\$27.51	\$51,287
49-1011	First-Line Supervisors of Mechanics, Installers, and Repairers	320	\$36.18	\$26.79	\$33.50	\$43.20	\$75,247
41-1012	First-Line Supervisors of Non-Retail Sales Workers	106	\$39.81	\$29.15	\$37.71	\$46.87	\$82,806
43-1011	First-Line Supervisors of Office and Administrative Support Workers	739	\$29.05	\$22.56	\$28.24	\$33.16	\$60,431
33-1012	First-Line Supervisors of Police and Detectives	74	\$47.87	\$35.87	\$47.75	\$58.90	\$99,566
51-1011	First-Line Supervisors of Production and Operating Workers	532	\$29.84	\$20.32	\$27.44	\$35.37	\$62,077
41-1011	First-Line Supervisors of Retail Sales Workers	771	\$28.70	\$19.05	\$24.92	\$32.59	\$59,689
47-2042	Floor Layers, Except Carpet, Wood, and Hard Tiles	52	\$18.99	\$16.19	\$18.71	\$22.58	\$39,486
27-1023	Floral Designers	46	\$13.95	\$12.39	\$12.68	\$14.86	\$29,030
51-3091	Food & Tobacco Roasting, Baking, and Drying Machine Oprs. and Tenders		\$15.86	\$13.43	\$14.55	\$18.23	\$32,975
51-3092	Food Batchmakers	359	\$19.14	\$16.21	\$18.67	\$22.47	\$39,807
51-3093	Food Cooking Machine Operators and Tenders	25	\$16.73	\$14.07	\$16.01	\$19.09	\$34,798
35-2021	Food Preparation Workers	352	\$14.09	\$12.67	\$13.07	\$15.12	\$29,305
51-3099	Food Processing Workers, All Other	12	\$20.84	\$17.71	\$21.30	\$23.98	\$43,331
19-1012	Food Scientists and Technologists	26	\$24.79	\$17.20	\$20.65	\$24.91	\$51,573
35-3041	Food Servers, Nonrestaurant	132	\$13.37	\$12.43	\$12.84	\$14.16	\$27,812
11-9051	Food Service Managers	58					
13-1131	Fundraisers	28	\$25.73	\$21.53	\$25.75	\$29.35	\$53,523
39-3011	Gambling Dealers	192	\$13.94	\$12.58	\$12.78	\$13.01	\$28,976
11-1021	General and Operations Managers	1,095	\$53.90	\$33.52	\$45.22	\$60.48	\$112,106
29-1216	General Internal Medicine Physicians	39	\$116.23	\$91.60			\$241,757
47-2121	Glaziers		\$21.52	\$15.51	\$22.06	\$27.22	\$44,770
45-2041	Graders and Sorters, Agricultural Products	1,023	\$13.59	\$12.56	\$12.91	\$14.27	\$28,257
27-1024	Graphic Designers	68	\$21.85	\$18.07	\$21.26	\$24.88	\$45,434
47-4041	Hazardous Materials Removal Workers	16	\$37.53	\$33.12	\$40.66	\$45.22	\$78,065
21-1091	Health Education Specialists	28					
29-9098	Health Info Techs. & Practitioners/Reg. Med./Surg. Assts./Tech., All Other	29	\$26.38	\$22.02	\$25.57	\$29.62	\$54,872
21-1022	Healthcare Social Workers	194	\$26.20	\$21.53	\$24.76	\$30.92	\$54,505
31-9099	Healthcare Support Workers, All Other	74	\$20.42	\$16.76	\$19.29	\$23.42	\$42,459
49-9021	Heating, Air Conditioning, and Refrigeration Mechanics and Installers	260	\$22.46	\$15.92	\$21.60	\$27.60	\$46,716
53-3032	Heavy and Tractor-Trailer Truck Drivers	1,398	\$24.37	\$21.03	\$23.97	\$27.22	\$50,685
49-9098	Helpers-Installation, Maintenance, and Repair Workers		\$16.41	\$13.97	\$16.26	\$18.53	\$34,133
51-9198	Helpers-Production Workers	105	\$17.68	\$14.53	\$17.25	\$20.09	\$36,785
47-4051	Highway Maintenance Workers	143	\$24.76	\$22.47	\$24.59	\$27.15	\$51,507
31-1120	Home Health and Personal Care Aides	2,487	\$15.12	\$13.72	\$14.79	\$16.20	\$31,448
35-9031	Hosts and Hostesses, Restaurant, Lounge, and Coffee Shop	118	\$13.73	\$12.53	\$12.76	\$14.08	\$28,553
43-4081	Hotel, Motel, and Resort Desk Clerks	162	\$13.61	\$12.63	\$13.22	\$14.51	\$28,321
43-4161	Human Resources Assistants, Except Payroll and Timekeeping	56	\$22.23	\$17.88	\$21.79	\$25.90	\$46,235
11-3121	Human Resources Managers	58	\$57.90	\$46.53	\$56.02	\$64.51	\$120,434
13-1071	Human Resources Specialists	287	\$28.26	\$23.07	\$27.13	\$32.28	\$58,777
17-2112	Industrial Engineers	44	\$44.02	\$29.63	\$40.45	\$54.10	\$91,563
49-9041	Industrial Machinery Mechanics	350	\$23.72	\$18.81	\$23.37	\$28.09	\$49,333

SOC code	Yakima, Washington MSA occupational title	Estimated employment	Average wage	Percentiles			Annual wage
				25th	50th	75th	
11-3051	Industrial Production Managers	100	\$63.58	\$45.16	\$55.15	\$85.41	\$132,245
53-7051	Industrial Truck and Tractor Operators	956	\$18.50	\$14.51	\$17.33	\$22.12	\$38,470
43-4199	Information and Record Clerks, All Other	62	\$19.46	\$15.09	\$18.89	\$23.82	\$40,468
51-9061	Inspectors, Testers, Sorters, Samplers, and Weighers	454	\$19.13	\$14.29	\$17.65	\$21.41	\$39,787
49-9099	Installation, Maintenance, and Repair Workers, All Other	62	\$24.85	\$18.93	\$26.52	\$29.16	\$51,684
25-9031	Instructional Coordinators	61	\$34.59	\$25.14	\$32.51	\$42.37	\$71,930
43-9041	Insurance Claims and Policy Processing Clerks	37	\$21.22	\$18.50	\$21.48	\$24.11	\$44,155
41-3021	Insurance Sales Agents	235	\$33.10	\$21.18	\$27.36	\$34.23	\$68,863
27-1025	Interior Designers	19					
27-3091	Interpreters and Translators	17	\$21.18	\$19.52	\$21.83	\$23.88	\$44,076
43-4111	Interviewers, Except Eligibility and Loan	77	\$17.46	\$15.16	\$17.41	\$19.36	\$36,330
37-2011	Janitors and Cleaners, Except Maids and Housekeeping Cleaners	1,218	\$16.45	\$13.01	\$15.32	\$19.25	\$34,208
23-1023	Judges, Magistrate Judges, and Magistrates	34	\$59.22	\$42.85	\$53.72	\$74.47	\$123,187
25-2012	Kindergarten Teachers, Except Special Education	262					\$59,111
13-1075	Labor Relations Specialists	15	\$49.06	\$29.62	\$53.01	\$68.57	\$102,047
53-7062	Laborers and Freight, Stock, and Material Movers, Hand	2,799	\$14.88	\$12.85	\$14.00	\$15.76	\$30,952
37-3011	Landscaping and Groundskeeping Workers	441	\$17.59	\$13.64	\$15.94	\$21.80	\$36,598
51-6011	Laundry and Dry-Cleaning Workers	80	\$13.70	\$12.36	\$13.19	\$14.56	\$28,488
23-1011	Lawyers	219	\$53.91	\$35.85	\$47.57	\$67.04	\$112,145
43-6012	Legal Secretaries and Administrative Assistants		\$22.58	\$20.90	\$22.78	\$24.65	\$46,972
11-1031	Legislators	12					
25-4022	Librarians and Media Collections Specialists	105	\$29.65	\$22.72	\$31.07	\$37.01	\$61,665
43-4121	Library Assistants, Clerical	75	\$15.44	\$12.69	\$14.79	\$17.54	\$32,100
25-4031	Library Technicians	19	\$19.14	\$17.01	\$19.59	\$21.93	\$39,816
29-2061	Licensed Practical and Licensed Vocational Nurses	248	\$27.50	\$23.36	\$26.74	\$31.41	\$57,191
33-9092	Lifeguards, Ski Patrol, and Other Recreational Protective Service Workers	42	\$12.89	\$12.38	\$12.39	\$13.22	\$26,813
53-3033	Light Truck Drivers	719	\$18.34	\$13.83	\$17.36	\$20.95	\$38,149
43-4131	Loan Interviewers and Clerks	25	\$20.20	\$16.87	\$19.77	\$23.68	\$42,015
13-2072	Loan Officers	95	\$38.33	\$25.38	\$31.25	\$52.93	\$79,730
11-9081	Lodging Managers	33	\$25.50	\$23.20	\$26.86	\$29.26	\$53,055
13-1081	Logisticians	19	\$37.69	\$27.58	\$35.60	\$44.94	\$78,406
51-4041	Machinists	317	\$21.59	\$17.00	\$20.07	\$24.99	\$44,908
37-2012	Maids and Housekeeping Cleaners	609	\$14.01	\$12.65	\$13.15	\$15.01	\$29,130
49-9071	Maintenance and Repair Workers, General	1,352	\$20.41	\$15.04	\$20.26	\$24.76	\$42,474
49-9043	Maintenance Workers, Machinery	120	\$26.59	\$20.83	\$23.40	\$27.88	\$55,303
13-1111	Management Analysts	167	\$32.68	\$23.62	\$30.95	\$42.13	\$67,980
13-1161	Market Research Analysts and Marketing Specialists	176	\$27.51	\$18.09	\$24.23	\$31.36	\$57,219
11-2021	Marketing Managers	40	\$75.07	\$48.22	\$69.27	\$91.95	\$156,140
31-9011	Massage Therapists	81	\$36.08	\$29.21	\$36.43	\$42.82	\$75,061
51-3022	Meat, Poultry, and Fish Cutters and Trimmers		\$14.96	\$12.72	\$14.21	\$17.12	\$31,110
17-3013	Mechanical Drafters	21	\$25.96	\$17.87	\$21.25	\$30.78	\$53,984
17-2141	Mechanical Engineers	83	\$35.08	\$26.89	\$35.34	\$44.79	\$72,962
11-9111	Medical and Health Services Managers	174	\$58.10	\$39.65	\$51.77	\$63.22	\$120,842
31-9092	Medical Assistants	714	\$18.26	\$16.76	\$18.23	\$19.71	\$37,999
29-2098	Medical Dosimetrists/ Med. Rcrds./Health Technologists/Techs., All Other	397	\$19.91	\$16.40	\$18.85	\$22.86	\$41,410

SOC code	Yakima, Washington MSA occupational title	Estimated employment	Average wage	Percentiles			Annual wage
				25th	50th	75th	
49-9062	Medical Equipment Repairers	25	\$24.29	\$14.90	\$20.70	\$33.85	\$50,519
43-6013	Medical Secretaries and Administrative Assistants	309	\$18.27	\$16.16	\$17.98	\$19.95	\$38,000
31-9094	Medical Transcriptionists	27	\$21.03	\$18.57	\$20.96	\$23.26	\$43,757
13-1121	Meeting, Convention, and Event Planners	47	\$20.45	\$12.24	\$20.93	\$24.42	\$42,548
27-1026	Merchandise Displayers and Window Trimmers	43	\$19.61	\$14.61	\$20.11	\$23.51	\$40,786
43-5041	Meter Readers, Utilities	17	\$21.49	\$16.96	\$19.33	\$24.64	\$44,698
19-1022	Microbiologists		\$44.96	\$34.77	\$44.82	\$56.55	\$93,524
25-2022	Middle School Teachers, Except Special and Career/Technical Education	325					\$67,405
51-2090	Miscellaneous Assemblers and Fabricators	504	\$17.60	\$13.18	\$16.14	\$20.92	\$36,611
47-4090	Miscellaneous Construction and Related Workers	13	\$26.01	\$22.30	\$27.19	\$30.18	\$54,103
33-1090	Miscellaneous First-Line Supervisors, Protective Service Workers	57	\$21.38	\$14.67	\$20.90	\$27.51	\$44,478
51-9023	Mixing and Blending Machine Setters, Operators, and Tenders	63	\$22.66	\$16.46	\$19.68	\$23.30	\$47,121
49-3042	Mobile Heavy Equipment Mechanics, Except Engines	125	\$25.26	\$21.44	\$25.08	\$29.85	\$52,543
51-4072	Molding/Coremaking/ Casting Mach. Setters/Oprs. & Tenders/Metal & Plastic		\$21.69	\$16.50	\$18.50	\$22.50	\$45,103
53-3099	Motor Vehicle Operators, All Other	73	\$14.85	\$13.27	\$14.07	\$14.87	\$30,890
51-4081	Multiple Machine Tool Setters, Operators, and Tenders, Metal and Plastic	24	\$24.37	\$19.20	\$22.63	\$27.37	\$50,676
11-9121	Natural Sciences Managers	18	\$61.52	\$46.69	\$66.36	\$73.22	\$127,948
15-1244	Network and Computer Systems Administrators	171	\$30.47	\$23.01	\$29.63	\$36.73	\$63,381
27-3023	News Analysts, Reporters, and Journalists	30	\$25.72	\$18.86	\$22.32	\$31.69	\$53,483
29-2033	Nuclear Medicine Technologists	12	\$43.87	\$40.28	\$44.39	\$48.39	\$91,256
29-1171	Nurse Practitioners	109	\$52.43	\$43.77	\$55.15	\$61.68	\$109,050
31-1131	Nursing Assistants	1,346	\$15.67	\$13.85	\$15.03	\$16.90	\$32,591
25-1072	Nursing Instructors and Teachers, Postsecondary	16					
29-1218	Obstetricians and Gynecologists	15					
19-5011	Occupational Health and Safety Specialists	33	\$33.36	\$29.30	\$35.07	\$38.57	\$69,387
29-1122	Occupational Therapists	42	\$43.26	\$36.34	\$44.67	\$51.48	\$89,980
31-2011	Occupational Therapy Assistants	18	\$27.27	\$23.32	\$28.70	\$31.90	\$56,705
43-9199	Office and Administrative Support Workers, All Other	95	\$17.66	\$14.96	\$17.15	\$19.57	\$36,719
43-9061	Office Clerks, General	2,169	\$18.42	\$14.92	\$17.76	\$20.66	\$38,307
47-2073	Operating Engineers and Other Construction Equipment Operators	104	\$25.59	\$20.68	\$26.68	\$30.31	\$53,217
29-2057	Ophthalmic Medical Technicians	45	\$19.19	\$16.21	\$18.21	\$21.93	\$39,918
29-2081	Opticians, Dispensing	57	\$21.41	\$16.81	\$19.33	\$26.44	\$44,535
29-1041	Optometrists	33	\$67.09	\$54.01	\$64.98	\$80.84	\$139,540
43-4151	Order Clerks	348	\$17.79	\$13.80	\$15.23	\$19.81	\$37,006
49-3053	Outdoor Power Equipment and Other Small Engine Mechanics		\$19.86	\$14.74	\$19.57	\$23.95	\$41,319
51-9111	Packaging and Filling Machine Operators and Tenders	895	\$17.74	\$13.90	\$16.51	\$21.11	\$36,908
53-7064	Packers and Packagers, Hand	2,135	\$14.36	\$12.60	\$12.84	\$14.85	\$29,874
47-2141	Painters, Construction and Maintenance	265	\$21.96	\$17.78	\$21.41	\$26.72	\$45,687
23-2011	Paralegals and Legal Assistants	196	\$24.01	\$20.03	\$24.35	\$28.20	\$49,959
41-2022	Parts Salespersons	250	\$18.46	\$13.22	\$16.31	\$22.22	\$38,394
53-3058	Passenger Vehicle Drivers, Except Bus Drivers, Transit and Intercity	711	\$18.05	\$13.25	\$17.51	\$22.67	\$37,547
43-3051	Payroll and Timekeeping Clerks	103	\$23.24	\$18.88	\$22.99	\$27.60	\$48,345
29-1221	Pediatricians, General	22	\$97.51	\$73.73	\$86.05		\$202,819
13-2052	Personal Financial Advisors	72					
11-9198	Personal Svc. Mgrs., Entmt. & Recr. Mgrs., Exc. Gambling & Mgrs., All Other	130	\$42.47	\$33.43	\$41.68	\$54.64	\$88,333

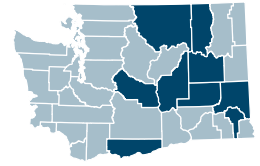
SOC code	Yakima, Washington MSA occupational title	Estimated employment	Average wage	Percentiles			Annual wage
				25th	50th	75th	
39-1098	Personal Svcs. & Entmt. & Recr. Supervisors, Except Gambling Services		\$26.57	\$20.01	\$26.73	\$31.71	\$55,253
37-3012	Pesticide Handlers, Sprayers, and Applicators, Vegetation	43	\$17.32	\$15.63	\$17.26	\$18.97	\$36,021
29-1051	Pharmacists	189	\$66.57	\$58.10	\$68.91	\$77.16	\$138,458
31-9095	Pharmacy Aides	101	\$15.05	\$13.71	\$14.99	\$16.31	\$31,304
29-2052	Pharmacy Technicians	293	\$20.61	\$18.32	\$21.10	\$23.39	\$42,870
31-9097	Phlebotomists	76	\$19.04	\$15.64	\$18.52	\$21.79	\$39,585
27-4021	Photographers		\$18.89	\$15.37	\$17.20	\$19.06	\$39,285
31-2022	Physical Therapist Aides	24	\$18.09	\$14.11	\$16.08	\$18.74	\$37,628
31-2021	Physical Therapist Assistants	36	\$29.16	\$24.64	\$30.94	\$36.81	\$60,650
29-1123	Physical Therapists	83	\$45.65	\$39.37	\$45.75	\$51.74	\$94,954
29-1071	Physician Assistants	105	\$52.07	\$43.82	\$48.58	\$58.31	\$108,304
29-1228	Physicians, All Other and Ophthalmologists, Except Pediatric	172	\$105.37	\$68.63			\$219,172
47-2152	Plumbers, Pipefitters, and Steamfitters		\$22.65	\$17.58	\$22.02	\$26.91	\$47,129
33-3051	Police and Sheriff's Patrol Officers	296	\$37.20	\$31.32	\$38.02	\$44.72	\$77,368
43-5051	Postal Service Clerks	48	\$24.34	\$21.76	\$23.28	\$29.91	\$50,618
43-5052	Postal Service Mail Carriers	203	\$25.70	\$18.23	\$26.60	\$31.72	\$53,445
43-5053	Postal Service Mail Sorters, Processors, and Processing Machine Operators	34	\$23.89	\$20.90	\$22.34	\$29.91	\$49,686
11-9131	Postmasters and Mail Superintendents	12	\$41.79	\$37.96	\$42.06	\$43.69	\$86,928
25-2011	Preschool Teachers, Except Special Education	343	\$16.10	\$13.50	\$15.06	\$18.25	\$33,483
51-5112	Printing Press Operators	122	\$20.54	\$17.29	\$19.65	\$23.89	\$42,727
33-9021	Private Detectives and Investigators	12					
21-1092	Probation Officers and Correctional Treatment Specialists	78	\$30.25	\$27.40	\$30.63	\$32.64	\$62,911
43-3061	Procurement Clerks		\$22.47	\$20.36	\$22.12	\$25.11	\$46,737
27-2012	Producers and Directors	37	\$28.65	\$17.79	\$23.79	\$34.70	\$59,581
43-5061	Production, Planning, and Expediting Clerks	192	\$25.29	\$21.56	\$25.02	\$29.66	\$52,606
13-1198	Project Mgmt. Specialists and Business Operations Specialists, All Other	470	\$31.23	\$24.78	\$29.06	\$35.95	\$64,946
13-2020	Property Appraisers and Assessors		\$24.56	\$17.43	\$19.20	\$24.21	\$51,069
11-9141	Property, Real Estate, and Community Association Managers		\$46.12	\$36.06	\$43.99	\$55.42	\$95,938
33-0000	Protective Service Occupations	2,082	\$28.41	\$16.05	\$26.81	\$38.15	\$59,095
29-1223	Psychiatrists	14					
11-2030	Public Relations and Fundraising Managers	15	\$51.26	\$42.00	\$48.25	\$59.58	\$106,618
27-3031	Public Relations Specialists	58	\$31.59	\$25.65	\$31.01	\$36.41	\$65,710
43-5031	Public Safety Telecommunicators	52	\$26.05	\$23.16	\$26.51	\$28.21	\$54,183
11-3061	Purchasing Managers	19	\$56.07	\$45.59	\$57.97	\$67.82	\$116,627
29-2034	Radiologic Technologists and Technicians	104	\$32.10	\$26.03	\$31.50	\$37.51	\$66,762
41-9022	Real Estate Sales Agents		\$27.63	\$18.33	\$20.49	\$36.71	\$57,471
43-4171	Receptionists and Information Clerks	844	\$16.22	\$13.77	\$15.98	\$18.43	\$33,749
39-9032	Recreation Workers	103	\$16.18	\$12.82	\$15.02	\$18.24	\$33,673
49-3092	Recreational Vehicle Service Technicians	33	\$16.35	\$13.91	\$15.83	\$18.48	\$33,989
53-7081	Refuse and Recyclable Material Collectors	76	\$26.03	\$20.31	\$25.95	\$30.96	\$54,149
29-1141	Registered Nurses	1,797	\$35.22	\$29.05	\$35.86	\$42.36	\$73,258
21-1015	Rehabilitation Counselors	182	\$21.71	\$17.92	\$20.90	\$23.85	\$45,158
39-9041	Residential Advisors	37	\$16.25	\$12.39	\$14.80	\$19.39	\$33,817
29-1126	Respiratory Therapists	59	\$29.00	\$25.54	\$30.22	\$35.50	\$60,327
41-2031	Retail Salespersons	3,102	\$17.40	\$13.12	\$14.98	\$18.47	\$36,186

SOC code	Yakima, Washington MSA occupational title	Estimated employment	Average wage	Percentiles			Annual wage
				25th	50th	75th	
47-2181	Roofers	181	\$23.90	\$18.88	\$23.84	\$29.44	\$49,705
41-9099	Sales and Related Workers, All Other	35	\$21.15	\$14.04	\$17.41	\$28.89	\$43,985
11-2022	Sales Managers	78	\$73.39	\$36.79	\$65.30	\$98.74	\$152,638
41-3091	Sales Reps. of Svcs., Exc. Advertising, Insurance, Financial Svcs., & Travel	278					
41-4012	Sales Reps./Wholesale/Manufacturing, Except Technical/Scientific Products	835	\$37.83	\$23.28	\$30.35	\$42.98	\$78,693
51-7041	Sawing Machine Setters, Operators, and Tenders, Wood	52	\$16.28	\$12.78	\$15.06	\$18.63	\$33,866
33-9098	School Bus Monitors and Protective Service Workers, All Other	77					
25-2031	Secondary School Teachers, Except Special and Career/Technical Education	616					\$65,761
43-6014	Secretaries and Admin. Assistants, Except Legal, Medical, and Executive	1,022	\$20.17	\$16.62	\$19.73	\$23.54	\$41,943
41-3031	Securities, Commodities, and Financial Services Sales Agents	149	\$32.17	\$21.05	\$24.04	\$31.56	\$66,905
33-9032	Security Guards	488	\$16.49	\$13.60	\$14.78	\$18.32	\$34,311
25-3021	Self-Enrichment Teachers	110	\$21.72	\$14.44	\$18.76	\$25.40	\$45,179
51-9012	Separating & Filtering Machine Setters/Operators/Tenders	81	\$20.94	\$15.48	\$19.45	\$25.83	\$43,546
47-4071	Septic Tank Servicers and Sewer Pipe Cleaners		\$25.76	\$22.84	\$25.35	\$29.24	\$53,588
47-2211	Sheet Metal Workers	168	\$26.77	\$18.31	\$24.83	\$36.04	\$55,690
43-5071	Shipping, Receiving, and Inventory Clerks	475	\$18.39	\$14.87	\$17.84	\$21.41	\$38,235
51-3023	Slaughterers and Meat Packers		\$16.25	\$13.22	\$16.33	\$18.40	\$33,804
11-9151	Social and Community Service Managers	102	\$38.65	\$27.05	\$36.98	\$48.71	\$80,381
21-1093	Social and Human Service Assistants	464	\$17.59	\$14.31	\$16.68	\$20.05	\$36,578
21-1029	Social Workers, All Other		\$37.62	\$33.24	\$38.85	\$44.21	\$78,243
15-1256	Software Developers and Software Quality Assurance Analysts and Testers	111	\$53.19	\$42.67	\$51.80	\$66.29	\$110,623
19-1013	Soil and Plant Scientists	20	\$36.09	\$27.59	\$33.67	\$39.42	\$75,066
25-2052	Special Education Teachers, Kindergarten and Elementary School	204					\$66,742
25-2057	Special Education Teachers, Middle School	32					\$68,386
25-2051	Special Education Teachers, Preschool	36					\$64,862
25-2058	Special Education Teachers, Secondary School	101					\$69,234
29-1127	Speech-Language Pathologists	74	\$38.80	\$34.06	\$38.90	\$44.30	\$80,715
15-2041	Statisticians	15	\$35.17	\$28.26	\$35.09	\$42.49	\$73,156
53-7065	Stockers and Order Fillers	1,215	\$16.85	\$13.09	\$15.35	\$19.86	\$35,048
51-2041	Structural Metal Fabricators and Fitters	45	\$20.74	\$18.30	\$21.48	\$23.71	\$43,157
21-1018	Substance Abuse, Behavioral Disorder, and Mental Health Counselors	406	\$22.98	\$17.27	\$20.40	\$28.42	\$47,814
25-3031	Substitute Teachers, Short-Term	817	\$20.95	\$19.68	\$21.91	\$23.83	\$43,575
29-2055	Surgical Technologists		\$26.26	\$21.86	\$24.82	\$29.66	\$54,627
17-3031	Surveying and Mapping Technicians	11	\$23.16	\$18.79	\$22.24	\$25.90	\$48,161
43-2011	Switchboard Operators, Including Answering Service	15	\$15.78	\$13.98	\$15.55	\$17.88	\$32,827
47-2082	Tapers	46	\$22.90	\$18.20	\$21.59	\$24.25	\$47,634
13-2082	Tax Preparers		\$24.94	\$20.35	\$23.73	\$31.07	\$51,894
25-9045	Teaching Assistants, Except Postsecondary	1,993					\$34,310
49-2022	Telecommunications Equipment Installers and Repairers, Exc. Line Installers	76	\$24.42	\$19.36	\$22.84	\$27.78	\$50,795
43-3071	Tellers	348	\$16.49	\$14.95	\$16.65	\$18.36	\$34,302
49-3093	Tire Repairers and Changers		\$14.50	\$12.55	\$13.81	\$15.11	\$30,146
23-2093	Title Examiners, Abstractors, and Searchers	25	\$23.27	\$18.08	\$22.66	\$28.32	\$48,406
13-1151	Training and Development Specialists	77	\$28.08	\$18.71	\$26.33	\$34.36	\$58,400
33-9093	Transportation Security Screeners	24	\$19.15	\$16.16	\$18.74	\$21.81	\$39,822
11-3071	Transportation, Storage, and Distribution Managers	36	\$50.64	\$38.87	\$45.34	\$52.91	\$105,325

SOC code	Yakima, Washington MSA occupational title	Estimated employment	Average wage	Percentiles			Annual wage
				25th	50th	75th	
53-1047	Transportation/Material Moving Supervisors/No Cargo Handlers	554	\$27.25	\$20.02	\$25.79	\$32.95	\$56,689
25-3097	Tutors and Teachers and Instructors, All Other						\$42,789
19-3051	Urban and Regional Planners	48	\$34.06	\$31.00	\$35.08	\$38.73	\$70,838
29-1131	Veterinarians	24	\$37.54	\$32.25	\$36.03	\$39.86	\$78,069
31-9096	Veterinary Assistants and Laboratory Animal Caretakers	66	\$15.05	\$13.33	\$14.59	\$16.04	\$31,293
29-2056	Veterinary Technologists and Technicians	40	\$18.43	\$16.58	\$18.17	\$19.87	\$38,315
35-3031	Waiters and Waitresses	1,200	\$15.62	\$12.62	\$12.87	\$16.84	\$32,478
51-8031	Water and Wastewater Treatment Plant and System Operators	117	\$25.80	\$19.98	\$25.51	\$31.21	\$53,677
15-1257	Web Developers and Digital Interface Designers	26	\$28.92	\$17.54	\$26.05	\$35.17	\$60,153
51-4121	Welders, Cutters, Solderers, and Brazers	319	\$20.64	\$16.63	\$19.61	\$23.85	\$42,942
51-7042	Woodworking Machine Setters, Operators, and Tenders, Except Sawing	108	\$15.32	\$12.38	\$13.83	\$17.50	\$31,878
43-9022	Word Processors and Typists	16	\$18.47	\$16.44	\$18.68	\$21.28	\$38,420
19-1023	Zoologists and Wildlife Biologists	45	\$41.03	\$32.56	\$36.85	\$47.62	\$85,352

Eastern Washington Nonmetropolitan Area (NMA)

2020 Occupational Employment and Wage Estimates
Includes Adams, Ferry, Garfield, Grant, Kittitas, Klickitat,
Lincoln, Okanogan and Whitman counties



SOC code	Eastern Washington Nonmetropolitan Area (NMA) occupational title	Estimated employment	Average wage	Percentiles			Annual wage
				25th	50th	75th	
13-2011	Accountants and Auditors	662	\$32.59	\$26.03	\$30.04	\$37.66	\$67,787
29-1298	Acupuncturists & Healthcare Diagnosing or Treating Practitioners, All Other	11	\$37.24	\$33.35	\$37.04	\$40.65	\$77,457
11-3010	Administrative Services and Facilities Managers	158	\$51.21	\$34.79	\$43.33	\$59.57	\$106,527
25-3011	Adult Literacy, Remedial Education, GED Teachers/Instructors	74	\$27.62	\$22.77	\$26.42	\$32.52	\$57,457
41-3011	Advertising Sales Agents		\$26.90	\$17.85	\$21.20	\$30.71	\$55,950
19-4010	Agricultural and Food Science Technicians	47	\$20.22	\$14.80	\$21.08	\$24.60	\$42,063
45-2091	Agricultural Equipment Operators	288	\$18.17	\$15.20	\$17.42	\$19.72	\$37,796
45-2011	Agricultural Inspectors	69	\$20.07	\$17.12	\$18.88	\$23.43	\$41,731
45-2099	Agricultural Workers, All Other	44	\$14.61	\$12.48	\$12.57	\$14.21	\$30,389
49-3011	Aircraft Mechanics and Service Technicians	100	\$27.67	\$20.66	\$25.35	\$34.57	\$57,552
53-6098	Aircraft Service Attendants and Transportation Workers, All Other	11	\$15.78	\$13.30	\$14.67	\$16.05	\$32,829
53-2011	Airline Pilots, Copilots, and Flight Engineers	11					\$66,644
39-3091	Amusement and Recreation Attendants	208	\$13.85	\$12.50	\$13.10	\$14.65	\$28,811
39-2021	Animal Caretakers	182	\$15.53	\$12.54	\$13.66	\$16.07	\$32,303
33-9011	Animal Control Workers	15	\$26.76	\$21.96	\$24.30	\$30.63	\$55,665
17-1011	Architects, Except Landscape and Naval	16	\$42.42	\$30.43	\$40.57	\$51.89	\$88,233
17-3011	Architectural and Civil Drafters	19	\$23.74	\$18.30	\$26.04	\$29.11	\$49,377
11-9041	Architectural and Engineering Managers		\$55.76	\$44.95	\$49.59	\$67.79	\$115,995
25-1121	Art, Drama, and Music Teachers, Postsecondary						\$63,146
29-9091	Athletic Trainers	16					\$51,818
53-6031	Automotive and Watercraft Service Attendants	48	\$15.35	\$13.53	\$14.86	\$16.56	\$31,927
49-3021	Automotive Body and Related Repairers		\$29.35	\$21.34	\$28.58	\$36.69	\$61,038
49-3022	Automotive Glass Installers and Repairers		\$16.10	\$13.02	\$14.95	\$18.81	\$33,499
49-3023	Automotive Service Technicians and Mechanics	301	\$23.33	\$16.64	\$22.46	\$28.92	\$48,526
51-3011	Bakers	103	\$14.93	\$12.59	\$14.54	\$16.71	\$31,049
35-3011	Bartenders	370	\$16.16	\$13.40	\$14.94	\$18.46	\$33,611
43-3011	Bill and Account Collectors	33	\$24.04	\$20.36	\$22.49	\$24.62	\$49,994
43-3021	Billing and Posting Clerks	229	\$19.96	\$16.77	\$19.36	\$23.15	\$41,533
25-1042	Biological Science Teachers, Postsecondary	86					\$69,019
19-1029	Biological Scientists, All Other	72	\$42.97	\$30.07	\$36.89	\$45.65	\$89,397
19-4021	Biological Technicians	184	\$21.16	\$16.56	\$20.10	\$25.06	\$44,024
43-3031	Bookkeeping, Accounting, and Auditing Clerks	1,171	\$20.41	\$16.52	\$19.84	\$24.12	\$42,465
13-2031	Budget Analysts	27	\$31.60	\$26.32	\$30.08	\$34.75	\$65,741
49-3031	Bus and Truck Mechanics and Diesel Engine Specialists	488	\$25.87	\$20.55	\$24.96	\$31.10	\$53,811
51-3021	Butchers and Meat Cutters		\$15.96	\$13.14	\$14.74	\$17.98	\$33,200
13-1020	Buyers and Purchasing Agents	271	\$29.77	\$23.67	\$29.40	\$35.79	\$61,923
51-7011	Cabinetmakers and Bench Carpenters	30	\$22.10	\$19.66	\$21.98	\$24.63	\$45,964
17-3098	Calibration & Engineering Technologists & Techs., Exc. Drafters, All Other	41	\$29.43	\$23.24	\$28.90	\$32.63	\$61,215
29-2031	Cardiovascular Technologists and Technicians	11	\$36.40	\$34.46	\$36.67	\$38.87	\$75,710
25-2023	Career/Technical Education Teachers, Middle School	16					\$71,113

SOC code	Eastern Washington Nonmetropolitan Area (NMA) occupational title	Estimated employment	Average wage	Percentiles			Annual wage
				25th	50th	75th	
25-2032	Career/Technical Education Teachers, Secondary School	209					\$70,797
47-2031	Carpenters	544	\$24.02	\$19.00	\$24.32	\$29.01	\$49,972
17-1021	Cartographers and Photogrammetrists	11	\$35.03	\$27.61	\$33.72	\$40.04	\$72,840
41-2011	Cashiers	3,001	\$13.89	\$12.70	\$13.00	\$14.60	\$28,897
47-2051	Cement Masons and Concrete Finishers	178	\$28.40	\$19.84	\$24.66	\$35.88	\$59,079
35-1011	Chefs and Head Cooks		\$19.55	\$16.82	\$18.09	\$19.34	\$40,677
25-1052	Chemistry Teachers, Postsecondary						\$65,863
19-2031	Chemists	43	\$42.18	\$34.72	\$39.39	\$49.51	\$87,732
11-1011	Chief Executives	139	\$71.54	\$55.09	\$68.70	\$89.06	\$148,800
21-1021	Child, Family, and School Social Workers	260	\$25.39	\$18.92	\$26.09	\$31.78	\$52,819
39-9011	Childcare Workers	118	\$14.36	\$12.53	\$13.44	\$16.18	\$29,872
29-1011	Chiropractors	25					
17-3022	Civil Engineering Technologists and Technicians	60	\$28.12	\$25.35	\$28.28	\$31.17	\$58,488
17-2051	Civil Engineers	233	\$41.02	\$32.85	\$37.98	\$47.46	\$85,322
53-7061	Cleaners of Vehicles and Equipment	196	\$15.48	\$12.96	\$15.25	\$17.80	\$32,197
51-9192	Cleaning, Washing, and Metal Pickling Equipment Operators and Tenders	196	\$16.50	\$13.80	\$16.90	\$18.76	\$34,316
29-2010	Clinical Laboratory Technologists and Technicians	182	\$30.33	\$24.06	\$30.02	\$36.82	\$63,085
19-3031	Clinical, Counseling, and School Psychologists	67	\$35.98	\$30.05	\$35.30	\$40.47	\$74,831
27-2022	Coaches and Scouts	613					\$46,149
51-9124	Coating, Painting, and Spraying Machine Setters, Operators, and Tenders	27	\$24.86	\$19.29	\$22.86	\$29.91	\$51,721
53-2012	Commercial Pilots	196					\$83,006
25-1122	Communications Teachers, Postsecondary						\$59,561
21-1099	Community and Social Service Specialists, All Other	63	\$26.13	\$21.21	\$24.08	\$29.21	\$54,351
21-1094	Community Health Workers	37	\$21.82	\$18.94	\$21.54	\$23.98	\$45,383
13-1141	Compensation, Benefits, and Job Analysis Specialists	14	\$26.37	\$19.32	\$23.82	\$28.10	\$54,836
13-1041	Compliance Officers	181	\$36.18	\$26.12	\$38.96	\$43.22	\$75,270
11-3021	Computer and Information Systems Managers	122	\$59.50	\$43.81	\$50.34	\$66.45	\$123,764
15-1241	Computer Network Architects	12	\$59.30	\$53.51	\$59.32	\$65.78	\$123,340
15-1231	Computer Network Support Specialists	24	\$37.39	\$30.40	\$35.53	\$43.38	\$77,753
15-1299	Computer Occupations, All Other	88	\$37.64	\$31.78	\$37.21	\$42.40	\$78,284
25-1021	Computer Science Teachers, Postsecondary	107					\$69,397
15-1211	Computer Systems Analysts	265	\$40.30	\$34.52	\$38.63	\$44.81	\$83,810
15-1232	Computer User Support Specialists	343	\$25.18	\$21.20	\$24.43	\$29.25	\$52,370
19-1031	Conservation Scientists	152	\$29.69	\$25.47	\$28.10	\$33.06	\$61,767
47-4011	Construction and Building Inspectors	98	\$32.65	\$26.27	\$33.24	\$38.37	\$67,897
47-2061	Construction Laborers	1,058	\$20.96	\$15.85	\$19.51	\$25.78	\$43,616
11-9021	Construction Managers	80	\$37.27	\$26.91	\$33.24	\$45.68	\$77,541
49-9012	Control and Valve Installers and Repairers, Except Mechanical Door	21	\$43.39	\$36.95	\$43.35	\$50.20	\$90,264
35-2011	Cooks, Fast Food	338	\$14.09	\$12.50	\$12.83	\$15.69	\$29,316
35-2012	Cooks, Institution and Cafeteria	683	\$16.39	\$13.76	\$16.08	\$18.64	\$34,095
35-2014	Cooks, Restaurant	617	\$15.71	\$13.08	\$15.07	\$17.89	\$32,684
35-2015	Cooks, Short Order	84	\$16.74	\$13.59	\$16.17	\$19.68	\$34,816
51-9193	Cooling and Freezing Equipment Operators and Tenders	37	\$18.33	\$12.58	\$16.79	\$23.43	\$38,117
33-3012	Correctional Officers and Jailers	116	\$27.59	\$22.17	\$27.67	\$32.47	\$57,364
13-1051	Cost Estimators	86	\$28.43	\$21.24	\$24.19	\$34.14	\$59,133

SOC code	Eastern Washington Nonmetropolitan Area (NMA) occupational title	Estimated employment	Average wage	Percentiles			Annual wage
				25th	50th	75th	
21-1019	Counselors, All Other	25	\$22.27	\$17.61	\$20.10	\$25.65	\$46,313
41-2021	Counter and Rental Clerks	216	\$20.31	\$12.83	\$14.06	\$16.66	\$42,236
43-5021	Couriers and Messengers	20	\$18.96	\$16.28	\$18.31	\$21.15	\$39,444
43-4031	Court, Municipal, and License Clerks	217	\$22.75	\$18.51	\$22.72	\$26.99	\$47,320
13-2071	Credit Counselors	22	\$23.28	\$19.90	\$22.27	\$24.53	\$48,432
25-1111	Criminal Justice and Law Enforcement Teachers, Postsecondary	24					\$72,073
33-9091	Crossing Guards and Flaggers	65	\$24.04	\$18.80	\$23.65	\$28.17	\$50,010
51-9021	Crushing, Grinding, and Polishing Machine Setters, Operators, and Tenders		\$22.14	\$18.09	\$21.89	\$26.24	\$46,046
25-4012	Curators	11	\$31.15	\$22.58	\$32.71	\$38.90	\$64,791
43-4051	Customer Service Representatives	784	\$17.70	\$13.86	\$16.07	\$19.70	\$36,812
51-9032	Cutting and Slicing Machine Setters, Operators, and Tenders	93	\$17.39	\$15.36	\$17.10	\$19.17	\$36,181
43-9021	Data Entry Keyers	39	\$16.83	\$13.35	\$14.93	\$18.88	\$34,999
15-1245	Database Administrators and Architects	14	\$53.33	\$41.51	\$51.85	\$61.56	\$110,940
41-9011	Demonstrators and Product Promoters		\$19.10	\$15.72	\$18.09	\$22.06	\$39,726
31-9091	Dental Assistants	269	\$19.41	\$15.62	\$19.22	\$23.10	\$40,379
29-1292	Dental Hygienists		\$39.95	\$37.96	\$43.72	\$47.56	\$83,105
29-1021	Dentists, General	69	\$106.73	\$73.46	\$100.74		\$222,002
33-3021	Detectives and Criminal Investigators	69	\$40.20	\$39.90	\$42.39	\$43.60	\$83,631
29-2032	Diagnostic Medical Sonographers	32	\$41.35	\$36.08	\$42.46	\$47.42	\$85,996
29-1031	Dietitians and Nutritionists	44	\$27.42	\$23.17	\$27.42	\$31.41	\$57,017
35-9011	Dining Room and Cafeteria Attendants and Bartender Helpers	235	\$13.96	\$12.65	\$13.06	\$14.68	\$29,017
35-9021	Dishwashers	285	\$13.65	\$12.71	\$13.31	\$14.53	\$28,399
43-5032	Dispatchers, Except Police, Fire, and Ambulance	67	\$23.93	\$17.64	\$23.03	\$29.67	\$49,768
53-3031	Driver/Sales Workers	64	\$18.62	\$14.22	\$17.28	\$22.17	\$38,729
47-2081	Drywall and Ceiling Tile Installers	64	\$26.34	\$19.74	\$27.04	\$30.55	\$54,794
47-5097	Earth Drillers, Exc. Oil/Gas/Explosives, Ordn. Handling Experts & Blasters		\$28.21	\$22.46	\$26.88	\$31.02	\$58,657
27-3041	Editors	17	\$29.41	\$22.35	\$27.79	\$35.94	\$61,175
11-9039	Education Administrators, All Other	11	\$30.86	\$20.58	\$23.62	\$35.44	\$64,183
11-9032	Education Administrators, Kindergarten through Secondary	262					\$104,511
11-9033	Education Administrators, Postsecondary		\$46.99	\$35.34	\$41.71	\$53.32	\$97,720
11-9031	Education and Childcare Administrators, Preschool and Daycare	72	\$24.52	\$21.85	\$24.34	\$27.57	\$50,998
25-9099	Educational Instruction and Library Workers, All Other	185	\$26.32	\$21.86	\$24.47	\$28.13	\$54,739
21-1012	Educational, Guidance, and Career Counselors and Advisors	265	\$30.47	\$24.61	\$29.57	\$36.26	\$63,381
17-3023	Electrical and Electronic Engineering Technologists and Technicians	52	\$42.81	\$39.80	\$44.86	\$49.01	\$89,040
49-2095	Electrical and Electronics Repairers, Powerhouse, Substation, and Relay	18	\$46.63	\$41.92	\$46.70	\$51.46	\$96,990
17-2071	Electrical Engineers	90	\$51.40	\$43.73	\$52.91	\$60.51	\$106,905
49-9051	Electrical Power-Line Installers and Repairers	135	\$46.82	\$46.10	\$46.70	\$49.74	\$97,378
51-2028	Electrical/Electronic/Electromechanical Assemblers Only		\$21.18	\$17.01	\$19.59	\$23.52	\$44,058
47-2111	Electricians	511	\$36.02	\$26.96	\$34.90	\$46.60	\$74,923
17-2072	Electronics Engineers, Except Computer		\$27.69	\$15.58	\$20.33	\$38.02	\$57,600
25-2021	Elementary School Teachers, Except Special Education	1,280					\$65,577
43-4061	Eligibility Interviewers, Government Programs	161	\$23.09	\$19.68	\$22.72	\$26.36	\$48,017
29-2040	Emergency Medical Technicians and Paramedics	355	\$21.84	\$14.36	\$18.18	\$25.10	\$45,434
51-2031	Engine and Other Machine Assemblers		\$23.46	\$19.17	\$23.81	\$27.91	\$48,801
25-1032	Engineering Teachers, Postsecondary						\$71,103

SOC code	Eastern Washington Nonmetropolitan Area (NMA) occupational title	Estimated employment	Average wage	Percentiles			Annual wage
				25th	50th	75th	
17-2199	Engineers, All Other	21	\$34.52	\$32.88	\$35.77	\$38.66	\$71,818
25-1123	English Language and Literature Teachers, Postsecondary						\$59,469
19-2041	Environmental Scientists and Specialists, Including Health	29	\$34.45	\$24.77	\$33.28	\$38.85	\$71,665
47-5022	Excavating and Loading Machine and Dragline Operators, Surface Mining	95	\$23.90	\$21.10	\$23.42	\$25.96	\$49,705
43-6011	Executive Secretaries and Executive Administrative Assistants	168	\$28.13	\$22.99	\$27.22	\$31.51	\$58,515
39-9031	Exercise Trainers and Group Fitness Instructors	99	\$21.31	\$17.76	\$21.00	\$24.82	\$44,334
29-1215	Family Medicine Physicians	71	\$121.24	\$93.11			\$252,176
25-9021	Farm and Home Management Educators	10	\$23.66	\$21.11	\$23.17	\$25.59	\$49,203
49-3041	Farm Equipment Mechanics and Service Technicians	186	\$24.08	\$19.66	\$24.17	\$28.61	\$50,079
45-2092	Farmworkers and Laborers, Crop, Nursery, and Greenhouse	2,253	\$16.44	\$12.57	\$14.62	\$19.84	\$34,191
45-2093	Farmworkers, Farm, Ranch, and Aquacultural Animals	109	\$16.00	\$13.62	\$15.07	\$17.52	\$33,274
35-3023	Fast Food and Counter Workers	3,379	\$13.27	\$12.49	\$12.78	\$13.58	\$27,595
43-4071	File Clerks	28	\$21.44	\$19.67	\$22.01	\$24.34	\$44,596
13-2098	Financial and Investment Analysts, Financial Risk Specialists, All Other	165	\$26.80	\$21.40	\$24.45	\$29.66	\$55,732
11-3031	Financial Managers	253	\$48.91	\$35.14	\$45.20	\$60.05	\$101,731
33-2011	Firefighters	266	\$30.27	\$25.38	\$30.02	\$36.77	\$62,978
47-1011	First-Line Supervisors of Construction Trades and Extraction Workers	288	\$37.90	\$29.25	\$37.74	\$46.73	\$78,837
33-1011	First-Line Supervisors of Correctional Officers	13	\$32.33	\$27.39	\$30.65	\$37.09	\$67,263
45-1011	First-Line Supervisors of Farming, Fishing, and Forestry Workers	285	\$28.13	\$18.75	\$31.01	\$35.96	\$58,502
33-1021	First-Line Supervisors of Firefighting and Prevention Workers	79	\$41.84	\$31.37	\$42.09	\$55.81	\$87,030
35-1012	First-Line Supervisors of Food Preparation and Serving Workers	609	\$20.34	\$14.97	\$19.85	\$24.33	\$42,305
37-1011	First-Line Supervisors of Housekeeping and Janitorial Workers	74	\$24.09	\$17.65	\$22.89	\$29.41	\$50,113
37-1012	First-Line Sprvs. of Landscaping, Lawn Service, and Groundskeeping Workers		\$40.82	\$29.12	\$33.63	\$56.85	\$84,908
49-1011	First-Line Supervisors of Mechanics, Installers, and Repairers	479	\$35.34	\$26.80	\$33.48	\$41.83	\$73,509
41-1012	First-Line Supervisors of Non-Retail Sales Workers	79	\$39.02	\$30.50	\$40.39	\$47.44	\$81,161
43-1011	First-Line Supervisors of Office and Administrative Support Workers	760	\$28.44	\$21.88	\$27.53	\$32.59	\$59,161
33-1012	First-Line Supervisors of Police and Detectives	133	\$40.28	\$34.20	\$39.14	\$47.00	\$83,785
51-1011	First-Line Supervisors of Production and Operating Workers	584	\$34.74	\$23.82	\$34.15	\$45.16	\$72,259
41-1011	First-Line Supervisors of Retail Sales Workers	731	\$24.73	\$18.16	\$22.46	\$30.31	\$51,452
33-3031	Fish and Game Wardens	19	\$33.89	\$27.98	\$36.75	\$40.54	\$70,487
27-1023	Floral Designers	31	\$15.22	\$13.78	\$14.99	\$16.71	\$31,665
51-3091	Food & Tobacco Roasting, Baking, & Drying Machine Operators & Tenders		\$14.82	\$13.25	\$14.17	\$15.09	\$30,823
51-3092	Food Batchmakers	361	\$15.01	\$13.48	\$14.42	\$15.38	\$31,213
51-3093	Food Cooking Machine Operators and Tenders	86	\$18.96	\$16.39	\$19.39	\$22.29	\$39,438
35-2021	Food Preparation Workers	704	\$13.96	\$12.59	\$12.99	\$14.85	\$29,027
51-3099	Food Processing Workers, All Other	62	\$17.16	\$12.65	\$14.38	\$19.97	\$35,679
19-1012	Food Scientists and Technologists		\$24.12	\$16.46	\$19.42	\$24.51	\$50,153
35-3041	Food Servers, Nonrestaurant		\$13.71	\$13.02	\$13.86	\$14.72	\$28,512
11-9051	Food Service Managers	68	\$38.39	\$32.43	\$36.38	\$41.66	\$79,852
25-1124	Foreign Language and Literature Teachers, Postsecondary						\$60,746
19-4071	Forest and Conservation Technicians	104	\$24.19	\$19.50	\$24.74	\$27.01	\$50,306
45-4011	Forest and Conservation Workers	42	\$18.73	\$15.74	\$17.15	\$21.71	\$38,950
19-1032	Foresters	35	\$31.38	\$29.53	\$31.01	\$34.07	\$65,271
13-1131	Fundraisers		\$24.69	\$17.14	\$25.48	\$30.40	\$51,354
51-9051	Furnace, Kiln, Oven, Drier, and Kettle Operators and Tenders		\$20.73	\$18.74	\$20.88	\$23.22	\$43,116

SOC code	Eastern Washington Nonmetropolitan Area (NMA) occupational title	Estimated employment	Average wage	Percentiles			Annual wage
				25th	50th	75th	
11-1021	General and Operations Managers	1,103	\$48.17	\$31.63	\$42.55	\$58.12	\$100,194
29-1216	General Internal Medicine Physicians	12					
19-4045	Geological and Hydrologic Technicians	11	\$24.38	\$20.32	\$23.25	\$28.99	\$50,715
19-2042	Geoscientists, Except Hydrologists and Geographers	12	\$42.45	\$35.70	\$39.09	\$45.59	\$88,304
45-2041	Graders and Sorters, Agricultural Products	299	\$13.51	\$12.56	\$12.77	\$14.08	\$28,092
27-1024	Graphic Designers	51	\$21.38	\$16.23	\$18.78	\$26.19	\$44,474
47-4041	Hazardous Materials Removal Workers		\$27.03	\$20.05	\$26.93	\$30.36	\$56,225
17-2111	Health and Safety Engineers, Exc. Mining Safety Engineers and Inspectors	13	\$43.49	\$31.66	\$44.16	\$53.52	\$90,460
21-1091	Health Education Specialists	21	\$25.40	\$19.38	\$26.41	\$30.20	\$52,850
29-9098	Health Info Techs. & Practitioners/Reg. Med./Surg. Assts./Tech., All Other	52	\$36.99	\$28.48	\$38.19	\$46.34	\$76,936
21-1022	Healthcare Social Workers	139	\$20.30	\$14.72	\$17.87	\$24.12	\$42,217
31-9099	Healthcare Support Workers, All Other	41	\$22.46	\$17.33	\$20.16	\$26.95	\$46,703
49-9021	Heating, Air Conditioning, and Refrigeration Mechanics and Installers	116	\$23.91	\$17.68	\$21.78	\$29.82	\$49,742
53-3032	Heavy and Tractor-Trailer Truck Drivers	1,590	\$25.37	\$19.77	\$24.23	\$30.04	\$52,769
51-9198	Helpers-Production Workers	167	\$18.66	\$15.40	\$17.56	\$19.50	\$38,824
47-4051	Highway Maintenance Workers	292	\$25.31	\$22.03	\$24.38	\$28.01	\$52,641
25-1125	History Teachers, Postsecondary						\$67,293
31-1120	Home Health and Personal Care Aides	1,636	\$14.70	\$13.21	\$14.31	\$15.61	\$30,572
35-9031	Hosts and Hostesses, Restaurant, Lounge, and Coffee Shop	208	\$13.71	\$12.81	\$13.36	\$14.45	\$28,502
43-4081	Hotel, Motel, and Resort Desk Clerks	326	\$14.38	\$12.66	\$13.53	\$14.95	\$29,908
43-4161	Human Resources Assistants, Except Payroll and Timekeeping	62	\$21.96	\$17.79	\$21.02	\$24.46	\$45,671
11-3121	Human Resources Managers	69	\$56.59	\$40.14	\$55.42	\$67.23	\$117,696
13-1071	Human Resources Specialists	273	\$30.21	\$24.82	\$29.77	\$35.82	\$62,839
17-3026	Industrial Engineering Technologists and Technicians	53					
17-2112	Industrial Engineers	256	\$43.12	\$34.76	\$40.83	\$50.56	\$89,673
49-9041	Industrial Machinery Mechanics	523	\$33.41	\$22.18	\$30.99	\$46.69	\$69,482
11-3051	Industrial Production Managers	128	\$59.15	\$45.88	\$58.12	\$78.35	\$123,031
53-7051	Industrial Truck and Tractor Operators	642	\$18.49	\$13.72	\$17.46	\$20.40	\$38,449
43-4199	Information and Record Clerks, All Other	94	\$19.34	\$15.19	\$18.35	\$23.03	\$40,222
15-1212	Information Security Analysts	19	\$49.22	\$35.74	\$40.10	\$69.32	\$102,380
51-9061	Inspectors, Testers, Sorters, Samplers, and Weighers	426	\$21.77	\$15.59	\$20.28	\$25.29	\$45,277
49-9099	Installation, Maintenance, and Repair Workers, All Other	174	\$21.01	\$12.71	\$14.90	\$22.12	\$43,690
25-9031	Instructional Coordinators	72	\$30.36	\$26.58	\$30.32	\$35.36	\$63,136
47-2131	Insulation Workers, Floor, Ceiling, and Wall		\$15.66	\$12.56	\$12.74	\$15.83	\$32,573
43-9041	Insurance Claims and Policy Processing Clerks	37	\$20.57	\$17.87	\$20.13	\$23.84	\$42,783
41-3021	Insurance Sales Agents	210	\$35.77	\$19.11	\$25.18	\$52.39	\$74,392
27-3091	Interpreters and Translators		\$29.98	\$20.21	\$24.64	\$31.10	\$62,349
43-4111	Interviewers, Except Eligibility and Loan	101	\$17.01	\$14.65	\$16.83	\$18.93	\$35,378
37-2011	Janitors and Cleaners, Except Maids and Housekeeping Cleaners	1,606	\$16.44	\$13.22	\$16.06	\$18.87	\$34,188
23-1023	Judges, Magistrate Judges, and Magistrates	58	\$59.11	\$42.85	\$52.69	\$73.62	\$122,952
23-1012	Judicial Law Clerks	10	\$21.43	\$17.96	\$20.89	\$23.46	\$44,566
25-2012	Kindergarten Teachers, Except Special Education	255					\$61,032
53-7062	Laborers and Freight, Stock, and Material Movers, Hand	1,627	\$18.04	\$13.53	\$16.29	\$20.14	\$37,537
37-3011	Landscaping and Groundskeeping Workers	572	\$19.09	\$15.85	\$18.85	\$22.24	\$39,699
51-6011	Laundry and Dry-Cleaning Workers	76	\$14.71	\$12.94	\$14.26	\$16.24	\$30,598

SOC code	Eastern Washington Nonmetropolitan Area (NMA) occupational title	Estimated employment	Average wage	Percentiles			Annual wage
				25th	50th	75th	
23-1011	Lawyers	101	\$49.97	\$35.74	\$41.87	\$54.61	\$103,933
43-6012	Legal Secretaries and Administrative Assistants	90	\$20.58	\$17.50	\$19.47	\$23.49	\$42,803
23-2099	Legal Support Workers, All Other	13	\$26.38	\$20.69	\$22.63	\$24.56	\$54,872
11-1031	Legislators	31					\$66,138
25-4022	Librarians and Media Collections Specialists	156	\$29.88	\$17.63	\$32.27	\$40.71	\$62,155
43-4121	Library Assistants, Clerical	94	\$13.99	\$12.35	\$12.39	\$15.08	\$29,099
25-4031	Library Technicians	86	\$20.30	\$17.22	\$19.79	\$23.31	\$42,206
29-2061	Licensed Practical and Licensed Vocational Nurses	110	\$25.40	\$22.21	\$25.04	\$28.85	\$52,840
19-4099	Life, Physical, and Social Science Technicians, All Other	34	\$22.07	\$17.44	\$21.39	\$25.76	\$45,904
33-9092	Lifeguards, Ski Patrol, and Other Recreational Protective Service Workers		\$14.66	\$12.45	\$14.16	\$16.53	\$30,480
53-3033	Light Truck Drivers	564	\$20.74	\$13.72	\$17.77	\$25.70	\$43,136
43-4131	Loan Interviewers and Clerks	67	\$17.69	\$13.75	\$15.29	\$20.55	\$36,791
13-2072	Loan Officers	136	\$28.48	\$18.80	\$26.35	\$35.90	\$59,235
11-9081	Lodging Managers	69	\$22.64	\$18.45	\$22.10	\$25.70	\$47,099
45-4022	Logging Equipment Operators	87	\$26.03	\$23.16	\$26.64	\$29.80	\$54,134
13-1081	Logisticians		\$41.95	\$40.68	\$44.38	\$47.92	\$87,254
53-7063	Machine Feeders and Offbearers	33	\$16.09	\$13.68	\$15.06	\$17.47	\$33,462
51-4041	Machinists	132	\$21.94	\$18.60	\$21.51	\$24.39	\$45,646
29-2035	Magnetic Resonance Imaging Technologists	15	\$43.17	\$39.08	\$44.54	\$48.75	\$89,796
37-2012	Maids and Housekeeping Cleaners	891	\$14.73	\$12.58	\$13.65	\$15.58	\$30,624
49-9071	Maintenance and Repair Workers, General	1,815	\$22.43	\$16.47	\$21.25	\$26.59	\$46,645
49-9043	Maintenance Workers, Machinery	138	\$27.59	\$22.59	\$27.90	\$32.86	\$57,378
13-1111	Management Analysts	86	\$35.88	\$23.73	\$30.29	\$41.61	\$74,629
13-1161	Market Research Analysts and Marketing Specialists	168	\$25.39	\$19.55	\$25.51	\$29.88	\$52,810
31-9011	Massage Therapists	92	\$31.43	\$26.45	\$31.99	\$37.51	\$65,368
53-7199	Material Moving Workers, All Other	18	\$17.36	\$12.88	\$16.38	\$21.61	\$36,096
25-1022	Mathematical Science Teachers, Postsecondary						\$65,751
51-3022	Meat, Poultry, and Fish Cutters and Trimmers	16	\$15.09	\$12.60	\$14.34	\$16.93	\$31,377
17-3013	Mechanical Drafters		\$31.06	\$26.56	\$32.76	\$36.80	\$64,617
17-2141	Mechanical Engineers	304	\$44.87	\$39.05	\$45.41	\$51.63	\$93,330
27-3099	Media and Communication Workers, All Other		\$28.74	\$22.16	\$24.27	\$30.65	\$59,785
11-9111	Medical and Health Services Managers	210	\$48.33	\$32.26	\$47.22	\$59.62	\$100,530
31-9092	Medical Assistants	314	\$18.36	\$16.69	\$18.29	\$19.93	\$38,174
29-2098	Medical Dosimetrists/ Med. Rcrds./Health Technologists/Techs., All Other	246	\$21.21	\$16.51	\$19.17	\$25.54	\$44,106
31-9093	Medical Equipment Preparers	11	\$16.57	\$14.60	\$16.18	\$18.45	\$34,466
43-6013	Medical Secretaries and Administrative Assistants	189	\$18.53	\$16.59	\$18.50	\$20.53	\$38,532
31-9094	Medical Transcriptionists	26	\$19.49	\$17.11	\$19.29	\$22.42	\$40,543
13-1121	Meeting, Convention, and Event Planners	81	\$20.14	\$12.43	\$18.98	\$24.21	\$41,886
21-1023	Mental Health and Substance Abuse Social Workers	66	\$25.24	\$18.44	\$24.97	\$32.50	\$52,492
43-5041	Meter Readers, Utilities	66	\$21.34	\$17.12	\$19.00	\$25.94	\$44,371
25-2022	Middle School Teachers, Except Special and Career/Technical Education	425					\$64,494
51-2090	Miscellaneous Assemblers and Fabricators	512	\$20.62	\$17.92	\$21.59	\$24.03	\$42,890
33-1090	Miscellaneous First-Line Supervisors, Protective Service Workers	37	\$28.34	\$25.45	\$28.04	\$30.90	\$58,940
51-9023	Mixing and Blending Machine Setters, Operators, and Tenders	105	\$23.27	\$17.65	\$19.78	\$27.04	\$48,412
49-3042	Mobile Heavy Equipment Mechanics, Except Engines	142	\$29.35	\$19.64	\$25.70	\$39.25	\$61,038

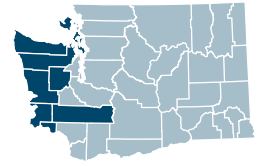
SOC code	Eastern Washington Nonmetropolitan Area (NMA) occupational title	Estimated employment	Average wage	Percentiles			Annual wage
				25th	50th	75th	
39-4031	Morticians, Undertakers, and Funeral Arrangers	39	\$22.40	\$18.00	\$20.93	\$27.07	\$46,610
53-3099	Motor Vehicle Operators, All Other	82	\$15.72	\$13.67	\$15.26	\$17.48	\$32,705
49-3052	Motorcycle Mechanics	65	\$21.68	\$16.20	\$19.01	\$28.09	\$45,101
25-4013	Museum Technicians and Conservators	11	\$17.89	\$13.35	\$14.32	\$20.56	\$37,191
11-9121	Natural Sciences Managers	17	\$55.28	\$46.98	\$53.70	\$66.08	\$114,998
15-1244	Network and Computer Systems Administrators	129	\$35.64	\$26.96	\$33.81	\$39.35	\$74,137
27-3023	News Analysts, Reporters, and Journalists	63	\$14.63	\$12.38	\$12.78	\$15.14	\$30,429
29-1171	Nurse Practitioners	84	\$54.77	\$46.60	\$57.30	\$67.94	\$113,922
31-1131	Nursing Assistants	1,061	\$16.01	\$13.86	\$15.63	\$18.11	\$33,302
19-5011	Occupational Health and Safety Specialists	94	\$36.03	\$29.21	\$34.08	\$41.59	\$74,934
29-1122	Occupational Therapists	75	\$32.16	\$18.12	\$33.74	\$44.97	\$66,874
43-9199	Office and Administrative Support Workers, All Other	319	\$17.87	\$14.53	\$17.37	\$20.75	\$37,170
43-9061	Office Clerks, General	2,295	\$18.44	\$14.62	\$17.44	\$21.31	\$38,338
43-9071	Office Machine Operators, Except Computer		\$17.83	\$16.51	\$17.82	\$19.13	\$37,098
47-2073	Operating Engineers and Other Construction Equipment Operators	590	\$27.53	\$20.95	\$25.71	\$31.56	\$57,266
15-2031	Operations Research Analysts		\$48.25	\$31.68	\$46.12	\$60.83	\$100,357
29-2057	Ophthalmic Medical Technicians	14	\$16.01	\$12.28	\$15.68	\$18.31	\$33,279
29-2081	Opticians, Dispensing	64	\$17.94	\$13.74	\$15.17	\$21.95	\$37,314
29-1041	Optometrists	18	\$64.91	\$42.88	\$61.68	\$78.62	\$135,015
43-4151	Order Clerks	27	\$19.63	\$16.03	\$18.43	\$23.69	\$40,847
49-3053	Outdoor Power Equipment and Other Small Engine Mechanics		\$19.05	\$14.25	\$18.19	\$23.52	\$39,642
51-9111	Packaging and Filling Machine Operators and Tenders	541	\$18.14	\$14.24	\$17.30	\$20.76	\$37,728
53-7064	Packers and Packagers, Hand	1,247	\$13.98	\$12.62	\$13.15	\$14.82	\$29,076
47-2141	Painters, Construction and Maintenance	73	\$22.63	\$15.54	\$21.65	\$27.49	\$47,078
23-2011	Paralegals and Legal Assistants	125	\$21.94	\$18.20	\$21.60	\$24.76	\$45,649
33-3041	Parking Enforcement Workers		\$17.96	\$13.86	\$17.63	\$21.67	\$37,371
41-2022	Parts Salespersons	417	\$19.38	\$15.70	\$18.11	\$21.50	\$40,299
53-3058	Passenger Vehicle Drivers, Except Bus Drivers, Transit and Intercity	837	\$20.14	\$17.54	\$20.43	\$23.50	\$41,871
43-3051	Payroll and Timekeeping Clerks	59	\$24.15	\$20.97	\$23.77	\$27.58	\$50,229
13-2052	Personal Financial Advisors	35	\$29.52	\$18.02	\$21.39	\$24.56	\$61,383
11-9198	Personal Svc. Mgrs., Entmt. & Recr. Mgrs., Exc. Gambling & Mgrs., All Other	192	\$47.89	\$34.30	\$43.84	\$54.26	\$99,614
39-1098	Personal Svcs. & Entmt. & Recr. Supervisors, Except Gambling Services	62	\$22.91	\$16.91	\$19.77	\$27.94	\$47,651
37-3012	Pesticide Handlers, Sprayers, and Applicators, Vegetation	66	\$20.35	\$17.15	\$19.72	\$23.79	\$42,336
29-1051	Pharmacists	118	\$61.07	\$54.71	\$61.44	\$70.66	\$127,027
31-9095	Pharmacy Aides	89	\$17.07	\$13.37	\$16.35	\$18.76	\$35,506
29-2052	Pharmacy Technicians	142	\$19.43	\$17.18	\$19.38	\$22.00	\$40,398
25-1126	Philosophy and Religion Teachers, Postsecondary	36					\$64,270
31-9097	Phlebotomists	67	\$18.36	\$15.99	\$18.13	\$20.62	\$38,174
27-4021	Photographers	10	\$19.71	\$17.30	\$18.67	\$20.07	\$41,011
31-2022	Physical Therapist Aides	27	\$17.10	\$12.75	\$14.85	\$18.44	\$35,568
31-2021	Physical Therapist Assistants	44	\$21.56	\$13.72	\$21.56	\$28.51	\$44,849
29-1123	Physical Therapists	128	\$39.40	\$24.18	\$42.38	\$50.12	\$81,951
29-1071	Physician Assistants	91	\$57.57	\$47.82	\$56.14	\$64.89	\$119,745
29-1228	Physicians, All Other and Ophthalmologists, Except Pediatric	144	\$124.75	\$98.76			\$259,469
25-1054	Physics Teachers, Postsecondary						\$64,934

SOC code	Eastern Washington Nonmetropolitan Area (NMA) occupational title	Estimated employment	Average wage	Percentiles			Annual wage
				25th	50th	75th	
47-2151	Pipelayers	39	\$24.96	\$22.21	\$23.92	\$25.66	\$51,919
47-2152	Plumbers, Pipefitters, and Steamfitters	190					
33-3051	Police and Sheriff's Patrol Officers	573	\$33.98	\$28.34	\$34.11	\$39.04	\$70,673
25-1065	Political Science Teachers, Postsecondary						\$67,497
43-5051	Postal Service Clerks	151	\$23.57	\$21.25	\$23.35	\$24.70	\$49,031
43-5052	Postal Service Mail Carriers	218	\$23.82	\$18.22	\$21.06	\$31.22	\$49,553
11-9131	Postmasters and Mail Superintendents	44	\$35.03	\$32.36	\$33.81	\$37.41	\$72,878
25-1199	Postsecondary Teachers, All Other						\$63,289
51-8012	Power Distributors and Dispatchers		\$49.96	\$46.79	\$50.30	\$55.24	\$103,912
51-8013	Power Plant Operators		\$49.56	\$44.81	\$49.09	\$54.76	\$103,072
25-2011	Preschool Teachers, Except Special Education	377	\$18.14	\$15.84	\$17.71	\$19.60	\$37,732
51-5112	Printing Press Operators	44	\$17.73	\$14.87	\$16.49	\$18.75	\$36,888
21-1092	Probation Officers and Correctional Treatment Specialists	49	\$29.32	\$24.99	\$29.09	\$31.45	\$60,970
43-3061	Procurement Clerks	29	\$21.99	\$20.31	\$21.79	\$24.47	\$45,733
27-2012	Producers and Directors	21	\$27.01	\$24.39	\$28.14	\$31.06	\$56,180
51-9199	Production Workers, All Other	46	\$18.90	\$16.50	\$18.66	\$21.27	\$39,326
43-5061	Production, Planning, and Expediting Clerks	365	\$24.09	\$18.81	\$24.09	\$28.85	\$50,106
13-1198	Project Mgmt. Specialists and Business Operations Specialists, All Other	727	\$34.30	\$25.65	\$32.59	\$39.01	\$71,350
13-2020	Property Appraisers and Assessors	39	\$28.42	\$22.30	\$26.97	\$34.06	\$59,113
11-9141	Property, Real Estate, and Community Association Managers	50	\$33.75	\$18.98	\$32.81	\$38.38	\$70,200
33-0000	Protective Service Occupations	1,830	\$29.67	\$20.49	\$29.41	\$37.65	\$61,701
25-1066	Psychology Teachers, Postsecondary	114					\$66,394
11-2030	Public Relations and Fundraising Managers	57	\$46.79	\$36.47	\$43.15	\$53.53	\$97,333
27-3031	Public Relations Specialists	118	\$32.54	\$25.84	\$32.86	\$38.48	\$67,702
43-5031	Public Safety Telecommunicators		\$23.48	\$21.11	\$23.51	\$26.00	\$48,816
11-3061	Purchasing Managers	33	\$55.48	\$41.19	\$53.80	\$70.82	\$115,385
29-2034	Radiologic Technologists and Technicians	123	\$33.53	\$28.39	\$33.03	\$38.13	\$69,745
41-9022	Real Estate Sales Agents	83	\$31.31	\$25.55	\$33.56	\$37.68	\$65,135
43-4171	Receptionists and Information Clerks	471	\$15.92	\$13.63	\$15.18	\$17.84	\$33,104
39-9032	Recreation Workers	205	\$19.53	\$15.69	\$19.19	\$22.81	\$40,615
53-7081	Refuse and Recyclable Material Collectors	117	\$18.81	\$14.10	\$16.84	\$23.66	\$39,134
29-1141	Registered Nurses	1,440	\$42.93	\$32.18	\$38.11	\$46.51	\$89,285
21-1015	Rehabilitation Counselors	77	\$23.88	\$15.25	\$23.39	\$28.78	\$49,673
39-9041	Residential Advisors	64	\$18.21	\$15.23	\$17.11	\$20.05	\$37,875
29-1126	Respiratory Therapists	52	\$34.21	\$30.78	\$34.55	\$37.97	\$71,144
41-2031	Retail Salespersons	2,288	\$15.56	\$12.93	\$14.15	\$15.71	\$32,364
47-2181	Roofers	75	\$21.80	\$18.57	\$21.34	\$24.25	\$45,337
11-2022	Sales Managers	95	\$64.61	\$41.58	\$56.51	\$79.90	\$134,393
41-3091	Sales Reps. of Svcs., Except Advertising, Insurance, Financial Svcs., & Travel		\$33.12	\$21.25	\$31.79	\$39.54	\$68,904
41-4012	Sales Reps./Wholesale/Manufacturing, Except Technical/Scientific Products	899	\$28.99	\$21.07	\$26.56	\$34.45	\$60,293
51-7041	Sawing Machine Setters, Operators, and Tenders, Wood	74	\$17.96	\$14.74	\$17.40	\$20.32	\$37,359
33-9098	School Bus Monitors and Protective Service Workers, All Other	71	\$18.52	\$14.78	\$17.26	\$19.98	\$38,535
25-2031	Secondary School Teachers, Except Special and Career/Technical Education	997					\$66,527
43-6014	Secretaries and Admin. Assistants, Except Legal, Medical, and Executive	1,367	\$19.83	\$16.91	\$19.34	\$22.86	\$41,247
41-3031	Securities, Commodities, and Financial Services Sales Agents	129	\$23.27	\$17.37	\$19.99	\$27.60	\$48,401

SOC code	Eastern Washington Nonmetropolitan Area (NMA) occupational title	Estimated employment	Average wage	Percentiles			Annual wage
				25th	50th	75th	
33-9032	Security Guards	146	\$19.94	\$16.10	\$20.49	\$23.21	\$41,470
25-3021	Self-Enrichment Teachers	224	\$18.84	\$15.91	\$18.04	\$20.85	\$39,162
51-9012	Separating and Filtering Machine Setters/Operators/Tenders	134	\$21.87	\$15.65	\$19.19	\$27.65	\$45,482
47-4071	Septic Tank Servicers and Sewer Pipe Cleaners		\$18.72	\$15.27	\$17.91	\$21.95	\$38,940
51-6031	Sewing Machine Operators	38	\$17.38	\$13.80	\$15.54	\$19.43	\$36,160
47-2211	Sheet Metal Workers		\$22.18	\$16.27	\$19.66	\$28.49	\$46,130
43-5071	Shipping, Receiving, and Inventory Clerks	247	\$22.23	\$15.19	\$20.23	\$26.21	\$46,235
51-3023	Slaughterers and Meat Packers	14	\$16.84	\$13.73	\$15.46	\$20.34	\$35,023
11-9151	Social and Community Service Managers	63	\$33.29	\$25.96	\$30.69	\$40.50	\$69,263
21-1093	Social and Human Service Assistants	216	\$18.75	\$16.06	\$18.12	\$21.41	\$39,019
25-1069	Social Sciences Teachers, Postsecondary, All Other						\$54,024
25-1067	Sociology Teachers, Postsecondary	45					\$64,474
15-1256	Software Developers and Software Quality Assur. Analysts and Testers	249	\$52.76	\$38.31	\$49.64	\$66.29	\$109,734
19-1013	Soil and Plant Scientists	43	\$31.17	\$15.02	\$29.83	\$37.09	\$64,831
25-2052	Special Education Teachers, Kindergarten and Elementary School	136					\$62,870
25-2057	Special Education Teachers, Middle School	52					\$62,748
25-2051	Special Education Teachers, Preschool	34					\$69,632
25-2058	Special Education Teachers, Secondary School	91					\$63,401
29-1127	Speech-Language Pathologists	89	\$34.75	\$26.71	\$33.98	\$42.20	\$72,278
51-8021	Stationary Engineers and Boiler Operators	34	\$31.07	\$28.12	\$30.80	\$33.96	\$64,628
53-7065	Stockers and Order Fillers	758	\$15.80	\$13.10	\$14.40	\$16.06	\$32,860
21-1018	Substance Abuse, Behavioral Disorder, and Mental Health Counselors	188	\$28.52	\$24.62	\$28.57	\$33.98	\$59,326
25-3031	Substitute Teachers, Short-Term	875	\$19.36	\$16.80	\$18.98	\$21.99	\$40,255
29-1248	Surgeons, Except Ophthalmologists	21					
29-2055	Surgical Technologists	43	\$25.58	\$21.75	\$25.94	\$29.55	\$53,197
17-3031	Surveying and Mapping Technicians		\$21.46	\$16.78	\$18.50	\$24.94	\$44,637
17-1022	Surveyors	16	\$36.82	\$29.96	\$36.24	\$43.36	\$76,599
25-9045	Teaching Assistants, Except Postsecondary	2,097					\$33,371
27-3042	Technical Writers	26	\$48.18	\$37.25	\$46.01	\$59.22	\$100,204
49-2022	Telecommunications Equipment Installers and Repairers, Exc. Line Installers	102	\$31.13	\$27.28	\$34.19	\$37.30	\$64,738
43-3071	Tellers	369	\$16.52	\$14.67	\$16.33	\$18.36	\$34,364
49-3093	Tire Repairers and Changers		\$16.15	\$12.65	\$15.00	\$18.74	\$33,591
23-2093	Title Examiners, Abstractors, and Searchers	19	\$27.06	\$22.38	\$24.72	\$32.89	\$56,272
51-4111	Tool and Die Makers	13	\$29.43	\$27.36	\$30.08	\$32.71	\$61,227
51-4194	Tool Grinders, Filers, and Sharpeners	26	\$20.24	\$15.32	\$19.05	\$24.08	\$42,102
13-1151	Training and Development Specialists	94	\$34.44	\$27.84	\$35.24	\$40.35	\$71,646
33-9093	Transportation Security Screeners	18	\$19.22	\$18.72	\$18.82	\$20.58	\$39,987
11-3071	Transportation, Storage, and Distribution Managers	78	\$41.51	\$34.30	\$37.28	\$41.41	\$86,337
53-1047	Transportation/Material Moving Supervisors/No Cargo Handlers	374	\$30.27	\$22.31	\$28.81	\$38.16	\$62,962
25-3097	Tutors and Teachers and Instructors, All Other	93					\$46,956
19-3051	Urban and Regional Planners	71	\$33.34	\$28.00	\$32.16	\$38.18	\$69,346
39-3031	Ushers, Lobby Attendants, and Ticket Takers		\$13.71	\$12.67	\$12.96	\$13.94	\$28,512
29-1131	Veterinarians	57	\$45.88	\$34.36	\$46.96	\$57.23	\$95,444
31-9096	Veterinary Assistants and Laboratory Animal Caretakers	102	\$15.11	\$13.62	\$14.77	\$16.31	\$31,427
29-2056	Veterinary Technologists and Technicians		\$19.09	\$17.24	\$18.87	\$21.05	\$39,704

SOC code	Eastern Washington Nonmetropolitan Area (NMA) occupational title	Estimated employment	Average wage	Percentiles			Annual wage
				25th	50th	75th	
35-3031	Waiters and Waitresses	1,632	\$16.25	\$12.80	\$15.09	\$18.95	\$33,796
51-8031	Water and Wastewater Treatment Plant and System Operators	243	\$24.19	\$19.10	\$22.98	\$28.57	\$50,297
43-5111	Weighers, Measurers, Checkers, and Samplers, Recordkeeping	16	\$20.32	\$16.54	\$20.96	\$23.60	\$42,261
51-4121	Welders, Cutters, Solderers, and Brazers	223	\$27.65	\$25.99	\$28.86	\$31.28	\$57,498
49-9081	Wind Turbine Service Technicians	55	\$30.81	\$23.83	\$31.63	\$36.87	\$64,094
51-7042	Woodworking Machine Setters, Operators, and Tenders, Except Sawing	114	\$18.79	\$15.19	\$17.55	\$20.63	\$39,070
43-9022	Word Processors and Typists		\$19.35	\$17.55	\$19.02	\$20.71	\$40,243
19-1023	Zoologists and Wildlife Biologists	147	\$33.80	\$28.78	\$32.28	\$36.84	\$70,296

Western Washington Nonmetropolitan Area (NMA)
 2020 Occupational Employment and Wage Estimates
 Includes Clallam, Grays Harbor, Island, Jefferson, Lewis, Mason,
 Pacific, San Juan and Wahkiakum counties



SOC code	Western Washington Nonmetropolitan Area (NMA) occupational title	Estimated employment	Average wage	Percentiles			Annual wage
				25th	50th	75th	
13-2011	Accountants and Auditors	748	\$32.73	\$24.69	\$30.27	\$38.18	\$68,072
29-1298	Acupuncturists & Healthcare Diagnosing or Treating Practitioners, All Other	33	\$42.02	\$31.26	\$42.94	\$50.81	\$87,416
11-3010	Administrative Services and Facilities Managers	189	\$43.28	\$32.73	\$39.39	\$51.66	\$90,033
25-3011	Adult Literacy, Remedial Education, GED Teachers/Instructors	94	\$27.66	\$22.49	\$26.47	\$31.37	\$57,538
41-3011	Advertising Sales Agents	65	\$20.74	\$12.52	\$19.57	\$25.03	\$43,142
45-2099	Agricultural Workers, All Other	49	\$16.20	\$13.36	\$16.82	\$18.78	\$33,717
49-3011	Aircraft Mechanics and Service Technicians	65	\$27.16	\$19.66	\$29.27	\$34.01	\$56,489
39-3091	Amusement and Recreation Attendants	135	\$15.65	\$12.83	\$13.83	\$15.70	\$32,550
39-2021	Animal Caretakers	267	\$14.50	\$12.64	\$13.57	\$14.97	\$30,160
17-1011	Architects, Except Landscape and Naval	18	\$33.84	\$25.41	\$30.84	\$39.13	\$70,388
17-3011	Architectural and Civil Drafters	41	\$29.52	\$22.99	\$31.40	\$36.37	\$61,399
11-9041	Architectural and Engineering Managers	26	\$72.00	\$63.39	\$72.52	\$82.45	\$149,767
25-1121	Art, Drama, and Music Teachers, Postsecondary	57					\$56,680
53-6031	Automotive and Watercraft Service Attendants	141	\$14.31	\$12.79	\$13.74	\$15.32	\$29,770
49-3021	Automotive Body and Related Repairers	167	\$16.59	\$12.38	\$15.23	\$19.44	\$34,511
49-3023	Automotive Service Technicians and Mechanics	611	\$24.27	\$17.98	\$23.00	\$28.86	\$50,488
39-6011	Baggage Porters and Bellhops	24	\$14.49	\$12.57	\$12.91	\$15.22	\$30,160
33-3011	Bailiffs	19	\$17.93	\$13.98	\$18.01	\$21.10	\$37,299
51-3011	Bakers	243	\$15.56	\$12.72	\$14.63	\$17.68	\$32,360
35-3011	Bartenders	1,080	\$16.53	\$13.11	\$14.73	\$19.14	\$34,394
49-3091	Bicycle Repairers		\$15.89	\$14.41	\$16.15	\$17.81	\$33,039
43-3011	Bill and Account Collectors	49	\$23.11	\$16.40	\$22.09	\$26.95	\$48,068
43-3021	Billing and Posting Clerks	336	\$21.22	\$18.18	\$21.18	\$24.09	\$44,145
25-1042	Biological Science Teachers, Postsecondary	16					\$69,111
19-1029	Biological Scientists, All Other	30	\$37.25	\$29.90	\$35.08	\$44.28	\$77,487
19-4021	Biological Technicians	127	\$20.48	\$17.31	\$19.93	\$23.02	\$42,594
43-3031	Bookkeeping, Accounting, and Auditing Clerks	1,593	\$22.11	\$17.96	\$21.86	\$25.83	\$45,999
47-2021	Brickmasons and Blockmasons	42	\$32.11	\$28.73	\$31.41	\$35.79	\$66,795
27-3011	Broadcast Announcers and Radio Disc Jockeys	21	\$15.65	\$12.45	\$15.96	\$18.01	\$32,554
13-2031	Budget Analysts	13	\$35.19	\$28.63	\$32.50	\$43.10	\$73,183
49-3031	Bus and Truck Mechanics and Diesel Engine Specialists	259	\$24.87	\$21.67	\$24.95	\$28.79	\$51,736
53-3052	Bus Drivers, Transit and Intercity	376	\$23.65	\$20.62	\$23.79	\$27.51	\$49,192
25-1011	Business Teachers, Postsecondary	42					\$55,536
51-3021	Butchers and Meat Cutters	251	\$18.42	\$14.04	\$17.59	\$22.39	\$38,312
13-1020	Buyers and Purchasing Agents	242	\$30.65	\$19.62	\$28.41	\$39.62	\$63,745
51-7011	Cabinetmakers and Bench Carpenters		\$21.06	\$16.59	\$18.90	\$25.03	\$43,812
17-3098	Calibration & Engineering Technologists & Techs., Exc. Drafters, All Other	39	\$36.14	\$33.29	\$36.96	\$40.77	\$75,179
53-5021	Captains, Mates, and Pilots of Water Vessels	61	\$46.44	\$38.59	\$45.69	\$53.50	\$96,611
25-2023	Career/Technical Education Teachers, Middle School	26					\$63,146
25-1194	Career/Technical Education Teachers, Postsecondary	187	\$27.64	\$21.26	\$26.30	\$33.27	\$57,487

SOC code	Western Washington Nonmetropolitan Area (NMA) occupational title	Estimated employment	Average wage	Percentiles			Annual wage
				25th	50th	75th	
25-2032	Career/Technical Education Teachers, Secondary School	209					\$70,623
47-2031	Carpenters	1,465	\$28.63	\$25.04	\$28.65	\$31.89	\$59,542
47-2041	Carpet Installers	51	\$19.69	\$17.00	\$18.65	\$20.29	\$40,948
17-1021	Cartographers and Photogrammetrists	13	\$34.75	\$28.91	\$31.78	\$39.47	\$72,278
41-2011	Cashiers	3,867	\$15.11	\$12.90	\$14.04	\$15.90	\$31,427
47-2051	Cement Masons and Concrete Finishers	112	\$28.16	\$21.57	\$28.37	\$34.78	\$58,584
35-1011	Chefs and Head Cooks	80	\$32.50	\$28.00	\$31.72	\$37.31	\$67,603
51-9011	Chemical Equipment Operators and Tenders	52	\$21.57	\$14.71	\$17.75	\$29.06	\$44,878
11-1011	Chief Executives	175	\$79.70	\$55.56	\$69.98	\$98.17	\$165,782
21-1021	Child, Family, and School Social Workers	464	\$25.51	\$18.48	\$27.08	\$32.55	\$53,054
39-9011	Childcare Workers	558	\$15.74	\$13.22	\$14.73	\$16.46	\$32,735
29-1011	Chiropractors	15	\$24.86	\$17.13	\$18.92	\$35.08	\$51,706
17-3022	Civil Engineering Technologists and Technicians	69	\$30.05	\$26.16	\$30.05	\$33.38	\$62,503
17-2051	Civil Engineers	196	\$38.94	\$34.62	\$37.79	\$43.27	\$80,981
13-1031	Claims Adjusters, Examiners, and Investigators	26	\$41.86	\$35.96	\$39.00	\$51.25	\$87,060
53-7061	Cleaners of Vehicles and Equipment	288	\$15.28	\$12.77	\$14.14	\$16.78	\$31,792
29-2010	Clinical Laboratory Technologists and Technicians	208	\$32.08	\$23.32	\$32.44	\$40.46	\$66,731
19-3031	Clinical, Counseling, and School Psychologists	81	\$36.44	\$31.39	\$37.64	\$41.81	\$75,781
27-2022	Coaches and Scouts	739					\$43,544
51-9124	Coating, Painting, and Spraying Machine Setters, Operators, and Tenders	103	\$23.86	\$17.65	\$20.71	\$26.70	\$49,610
25-1122	Communications Teachers, Postsecondary	17					\$65,291
21-1099	Community and Social Service Specialists, All Other	47	\$23.68	\$18.93	\$22.96	\$27.42	\$49,254
21-1094	Community Health Workers	99	\$20.18	\$14.59	\$17.84	\$23.97	\$41,992
13-1141	Compensation, Benefits, and Job Analysis Specialists	25	\$22.71	\$17.79	\$21.55	\$24.90	\$47,251
13-1041	Compliance Officers	150	\$32.95	\$24.56	\$30.28	\$41.90	\$68,540
11-3021	Computer and Information Systems Managers	146	\$62.16	\$51.89	\$66.58	\$75.15	\$129,282
15-1241	Computer Network Architects		\$49.52	\$42.08	\$46.76	\$51.49	\$103,003
15-1231	Computer Network Support Specialists	72					
15-1299	Computer Occupations, All Other	185	\$36.20	\$24.64	\$35.86	\$46.89	\$75,301
15-1251	Computer Programmers	12	\$57.76	\$32.04	\$37.49	\$88.80	\$120,153
25-1021	Computer Science Teachers, Postsecondary	18					\$65,158
15-1211	Computer Systems Analysts	134	\$42.29	\$35.33	\$40.78	\$48.33	\$87,947
15-1232	Computer User Support Specialists	388	\$25.50	\$19.35	\$24.14	\$31.78	\$53,034
19-1031	Conservation Scientists	107	\$28.29	\$24.84	\$27.49	\$28.79	\$58,856
47-4011	Construction and Building Inspectors	79	\$30.14	\$25.44	\$29.18	\$34.44	\$62,695
47-2061	Construction Laborers	1,252	\$24.48	\$17.53	\$22.94	\$30.01	\$50,920
11-9021	Construction Managers	151	\$39.45	\$30.47	\$37.46	\$48.33	\$82,061
49-9012	Control and Valve Installers and Repairers, Except Mechanical Door	19	\$35.37	\$33.28	\$35.74	\$38.19	\$73,560
35-2019	Cooks, All Other		\$21.19	\$12.57	\$24.81	\$27.96	\$44,076
35-2011	Cooks, Fast Food		\$17.39	\$13.31	\$15.04	\$18.53	\$36,155
35-2012	Cooks, Institution and Cafeteria	683	\$17.32	\$14.15	\$16.95	\$19.89	\$36,021
35-2014	Cooks, Restaurant	1,424	\$16.35	\$14.10	\$15.73	\$18.34	\$34,002
35-2015	Cooks, Short Order	64	\$16.33	\$14.23	\$15.87	\$18.10	\$33,961
33-3012	Correctional Officers and Jailers	1,276	\$26.87	\$24.51	\$27.89	\$28.96	\$55,891
13-1051	Cost Estimators	235	\$34.48	\$27.85	\$33.01	\$42.24	\$71,737

SOC code	Western Washington Nonmetropolitan Area (NMA) occupational title	Estimated employment	Average wage	Percentiles			Annual wage
				25th	50th	75th	
21-1019	Counselors, All Other	14	\$24.53	\$19.23	\$23.89	\$28.96	\$51,011
41-2021	Counter and Rental Clerks	351	\$16.26	\$12.70	\$13.96	\$18.80	\$33,822
43-5021	Couriers and Messengers	21	\$17.60	\$16.06	\$17.63	\$19.26	\$36,596
43-4031	Court, Municipal, and License Clerks	283	\$23.54	\$19.84	\$23.50	\$27.59	\$48,959
13-2041	Credit Analysts	25	\$29.96	\$19.23	\$23.81	\$36.83	\$62,330
13-2071	Credit Counselors		\$22.67	\$19.77	\$22.72	\$26.00	\$47,150
39-9098	Crematory Operators and Personal Care and Service Workers, All Other	208	\$12.89	\$12.37	\$12.37	\$12.53	\$26,802
25-1111	Criminal Justice and Law Enforcement Teachers, Postsecondary	19					\$54,913
33-9091	Crossing Guards and Flaggers		\$26.47	\$26.04	\$28.20	\$30.36	\$55,057
51-9021	Crushing, Grinding, and Polishing Machine Setters, Operators, and Tenders		\$19.93	\$16.51	\$18.03	\$21.19	\$41,467
25-4012	Curators	14	\$32.38	\$25.93	\$30.04	\$37.23	\$67,344
43-4051	Customer Service Representatives	1,406	\$17.22	\$13.81	\$15.97	\$19.34	\$35,818
51-4031	Cut/Punch/Press Machine Setters/Operators/Tenders, Metal and Plastic	41	\$18.62	\$16.59	\$18.57	\$20.84	\$38,742
43-9021	Data Entry Keyers	82	\$19.96	\$15.32	\$19.63	\$25.08	\$41,523
15-1245	Database Administrators and Architects	19	\$45.68	\$40.31	\$42.75	\$48.73	\$95,015
41-9011	Demonstrators and Product Promoters	139	\$16.87	\$14.27	\$15.48	\$19.16	\$35,093
31-9091	Dental Assistants	499	\$22.96	\$20.16	\$23.04	\$26.03	\$47,743
29-1292	Dental Hygienists	252	\$49.54	\$44.61	\$49.14	\$55.63	\$103,034
51-9081	Dental Laboratory Technicians	26	\$25.36	\$18.73	\$24.15	\$29.74	\$52,745
29-1021	Dentists, General	156	\$87.17	\$37.61	\$78.94		\$181,318
33-3021	Detectives and Criminal Investigators	64	\$44.01	\$38.09	\$42.40	\$47.23	\$91,562
29-2032	Diagnostic Medical Sonographers	86	\$38.49	\$33.84	\$41.50	\$47.67	\$80,061
29-1031	Dietitians and Nutritionists	59	\$31.15	\$26.83	\$32.07	\$36.60	\$64,801
35-9011	Dining Room and Cafeteria Attendants and Bartender Helpers	487	\$14.46	\$12.62	\$13.23	\$14.89	\$30,068
35-9021	Dishwashers	583	\$13.41	\$12.55	\$12.89	\$14.01	\$27,904
43-5032	Dispatchers, Except Police, Fire, and Ambulance	94	\$24.60	\$20.99	\$24.10	\$27.91	\$51,172
53-3031	Driver/Sales Workers		\$15.40	\$12.80	\$13.20	\$15.54	\$32,031
47-2081	Drywall and Ceiling Tile Installers	98	\$34.82	\$19.29	\$42.41	\$47.25	\$72,419
27-3041	Editors	30	\$22.79	\$17.59	\$19.34	\$27.03	\$47,405
11-9039	Education Administrators, All Other	15	\$38.71	\$31.39	\$37.29	\$46.68	\$80,524
11-9032	Education Administrators, Kindergarten through Secondary	280					\$108,573
11-9033	Education Administrators, Postsecondary	65	\$41.85	\$35.05	\$41.59	\$48.09	\$87,050
11-9031	Education and Childcare Administrators, Preschool and Daycare	27	\$18.38	\$13.79	\$15.03	\$23.15	\$38,210
25-9099	Educational Instruction and Library Workers, All Other	95	\$26.93	\$21.94	\$26.94	\$31.31	\$55,996
21-1012	Educational, Guidance, and Career Counselors and Advisors	238	\$32.18	\$26.55	\$30.71	\$37.87	\$66,925
17-3023	Electrical and Electronic Engineering Technologists and Technicians	36	\$39.83	\$33.55	\$41.53	\$48.20	\$82,840
49-2093	Electrical & Electronics Installers & Repairers, Transportation Equipment	19	\$31.53	\$23.64	\$30.96	\$37.60	\$65,577
49-2094	Electrical and Electronics Repairers, Commercial and Industrial Equipment	108	\$30.35	\$27.40	\$31.39	\$35.22	\$63,133
17-2071	Electrical Engineers	46	\$56.36	\$43.92	\$54.07	\$63.31	\$117,242
49-9051	Electrical Power-Line Installers and Repairers	99	\$43.14	\$40.64	\$44.70	\$47.98	\$89,732
51-2028	Electrical/Electronic/Electromechanical Assemblers Only	97	\$21.91	\$15.85	\$18.49	\$29.14	\$45,574
47-2111	Electricians	497	\$28.86	\$18.84	\$25.32	\$34.49	\$60,047
17-2072	Electronics Engineers, Except Computer	31	\$48.02	\$41.15	\$46.79	\$53.68	\$99,888
25-2021	Elementary School Teachers, Except Special Education	1,454					\$66,966
43-4061	Eligibility Interviewers, Government Programs	114	\$24.31	\$20.60	\$25.74	\$27.02	\$50,557

SOC code	Western Washington Nonmetropolitan Area (NMA) occupational title	Estimated employment	Average wage	Percentiles			Annual wage
				25th	50th	75th	
29-2040	Emergency Medical Technicians and Paramedics		\$26.36	\$12.28	\$22.47	\$37.66	\$54,842
25-1123	English Language and Literature Teachers, Postsecondary	33					\$60,838
19-4042	Environmental Science and Protection Technicians, Including Health	20	\$30.31	\$23.25	\$31.02	\$36.78	\$63,044
19-2041	Environmental Scientists and Specialists, Including Health	46	\$37.10	\$31.33	\$36.32	\$43.24	\$77,171
47-5022	Excavating and Loading Machine and Dragline Operators, Surface Mining		\$24.47	\$21.79	\$24.17	\$27.70	\$50,889
43-6011	Executive Secretaries and Executive Administrative Assistants	201	\$26.15	\$20.51	\$25.52	\$30.70	\$54,388
39-9031	Exercise Trainers and Group Fitness Instructors	329	\$20.38	\$15.87	\$20.72	\$24.11	\$42,408
29-1215	Family Medicine Physicians	136	\$118.98	\$88.48			\$247,467
45-2092	Farmworkers and Laborers, Crop, Nursery, and Greenhouse	303	\$17.97	\$14.32	\$16.03	\$21.01	\$37,374
45-2093	Farmworkers, Farm, Ranch, and Aquacultural Animals	88	\$20.64	\$17.58	\$20.71	\$23.96	\$42,947
35-3023	Fast Food and Counter Workers	5,024	\$13.82	\$12.69	\$13.23	\$14.71	\$28,749
47-4031	Fence Erectors	174	\$19.45	\$15.32	\$18.75	\$23.29	\$40,444
51-2051	Fiberglass Laminators and Fabricators	169	\$20.20	\$15.44	\$18.22	\$21.61	\$42,020
43-4071	File Clerks	61	\$19.75	\$16.27	\$18.88	\$23.80	\$41,062
13-2098	Financial and Investment Analysts, Financial Risk Specialists, All Other	98	\$29.93	\$22.51	\$28.51	\$37.46	\$62,259
43-3099	Financial Clerks, All Other		\$18.54	\$16.64	\$17.88	\$19.13	\$38,563
11-3031	Financial Managers	323	\$44.39	\$34.22	\$39.84	\$54.95	\$92,334
33-2011	Firefighters	657	\$34.15	\$20.15	\$31.89	\$42.71	\$71,023
47-1011	First-Line Supervisors of Construction Trades and Extraction Workers	388	\$34.87	\$28.30	\$32.14	\$39.72	\$72,543
33-1011	First-Line Supervisors of Correctional Officers	178	\$32.92	\$30.77	\$31.56	\$32.61	\$68,468
45-1011	First-Line Supervisors of Farming, Fishing, and Forestry Workers	78	\$36.47	\$26.78	\$30.37	\$48.81	\$75,850
33-1021	First-Line Supervisors of Firefighting and Prevention Workers	185	\$41.17	\$30.81	\$36.94	\$47.73	\$85,640
35-1012	First-Line Supervisors of Food Preparation and Serving Workers	1,178	\$20.46	\$14.79	\$18.23	\$24.56	\$42,542
39-1013	First-Line Supervisors of Gambling Services Workers	88	\$24.31	\$17.56	\$24.65	\$30.52	\$50,556
37-1011	First-Line Supervisors of Housekeeping and Janitorial Workers	129	\$20.19	\$14.83	\$18.99	\$24.17	\$41,996
37-1012	First-Line Sprvs. of Landscaping, Lawn Service, & Groundskeeping Workers		\$40.43	\$36.16	\$40.11	\$45.43	\$84,084
49-1011	First-Line Supervisors of Mechanics, Installers, and Repairers	543	\$33.60	\$23.55	\$33.50	\$41.20	\$69,890
41-1012	First-Line Supervisors of Non-Retail Sales Workers	54	\$40.50	\$27.61	\$34.14	\$49.81	\$84,243
43-1011	First-Line Supervisors of Office and Administrative Support Workers	1,406	\$29.66	\$22.49	\$28.67	\$35.96	\$61,691
33-1012	First-Line Supervisors of Police and Detectives	145	\$46.58	\$39.16	\$46.57	\$54.45	\$96,878
51-1011	First-Line Supervisors of Production and Operating Workers	540	\$29.96	\$22.75	\$28.93	\$36.00	\$62,313
41-1011	First-Line Supervisors of Retail Sales Workers	1,056	\$22.38	\$16.39	\$20.13	\$25.63	\$46,537
33-3031	Fish and Game Wardens	18	\$40.80	\$38.97	\$41.55	\$42.60	\$84,867
27-1023	Floral Designers	70	\$15.65	\$12.55	\$14.74	\$17.95	\$32,543
51-3091	Food & Tobacco Roasting, Baking, & Drying Machine Operators & Tenders	11	\$16.03	\$14.13	\$15.63	\$18.32	\$33,354
51-3092	Food Batchmakers	186	\$16.93	\$14.39	\$16.79	\$18.89	\$35,228
35-9099	Food Preparation and Serving Related Workers, All Other		\$13.48	\$12.60	\$12.87	\$14.07	\$28,049
35-2021	Food Preparation Workers	575	\$15.11	\$12.79	\$13.96	\$15.86	\$31,417
35-3041	Food Servers, Nonrestaurant	219	\$14.30	\$12.63	\$13.63	\$15.23	\$29,748
11-9051	Food Service Managers	168	\$31.38	\$26.15	\$28.97	\$35.07	\$65,272
19-4092	Forensic Science Technicians		\$28.75	\$23.51	\$29.07	\$34.25	\$59,806
19-4071	Forest and Conservation Technicians	48	\$21.42	\$17.17	\$20.48	\$24.85	\$44,545
45-4011	Forest and Conservation Workers	67	\$14.09	\$12.59	\$12.60	\$15.31	\$29,318
19-1032	Foresters	74	\$36.33	\$31.01	\$34.77	\$40.94	\$75,567
13-1131	Fundraisers	75	\$21.23	\$17.38	\$20.33	\$24.16	\$44,156

SOC code	Western Washington Nonmetropolitan Area (NMA) occupational title	Estimated employment	Average wage	Percentiles			Annual wage
				25th	50th	75th	
51-9051	Furnace, Kiln, Oven, Drier, and Kettle Operators and Tenders	135	\$19.34	\$15.97	\$19.02	\$22.63	\$40,227
43-3041	Gambling Cage Workers	62	\$14.13	\$12.66	\$13.76	\$15.08	\$29,386
41-2012	Gambling Change Persons and Booth Cashiers	51	\$14.85	\$13.13	\$14.39	\$15.83	\$30,875
39-3011	Gambling Dealers		\$16.28	\$12.49	\$13.15	\$17.15	\$33,848
39-3019	Gambling Service Workers, All Other	21	\$15.52	\$12.76	\$14.40	\$17.25	\$32,282
11-1021	General and Operations Managers	1,691	\$50.04	\$33.74	\$42.91	\$60.23	\$104,094
47-2121	Glaziers		\$24.86	\$19.22	\$23.57	\$28.40	\$51,713
27-1024	Graphic Designers	49	\$25.30	\$20.05	\$24.06	\$29.92	\$52,625
51-4033	Grind/Lap/Polish/Buff Machine Setters/Operators and Tenders, Metal & Plastic	15	\$15.57	\$13.53	\$14.66	\$17.36	\$32,391
39-5012	Hairdressers, Hairstylists, and Cosmetologists	114	\$18.72	\$14.01	\$18.27	\$22.98	\$38,926
47-4041	Hazardous Materials Removal Workers		\$23.38	\$18.39	\$23.32	\$28.65	\$48,644
21-1091	Health Education Specialists	46	\$26.08	\$21.02	\$26.89	\$30.50	\$54,239
29-9098	Health Info Techs. & Practitioners/Reg. Med./Surg. Assts./Tech., All Other	33	\$31.21	\$20.63	\$25.13	\$41.81	\$64,903
21-1022	Healthcare Social Workers	146	\$28.88	\$21.25	\$27.61	\$36.47	\$60,061
31-9099	Healthcare Support Workers, All Other	146	\$20.67	\$17.08	\$19.76	\$23.69	\$43,005
49-9021	Heating, Air Conditioning, and Refrigeration Mechanics and Installers	184	\$25.69	\$19.23	\$23.12	\$31.72	\$53,432
53-3032	Heavy and Tractor-Trailer Truck Drivers	1,924	\$24.59	\$19.39	\$23.53	\$28.04	\$51,141
49-9098	Helpers-Installation, Maintenance, and Repair Workers	55	\$18.39	\$14.38	\$16.70	\$20.82	\$38,262
51-9198	Helpers-Production Workers	59	\$15.81	\$12.31	\$15.08	\$18.23	\$32,872
47-4051	Highway Maintenance Workers	234	\$25.68	\$22.29	\$24.60	\$29.29	\$53,423
31-1120	Home Health and Personal Care Aides	2,809	\$14.98	\$13.31	\$14.57	\$16.15	\$31,139
35-9031	Hosts and Hostesses, Restaurant, Lounge, and Coffee Shop	232	\$14.14	\$12.65	\$12.97	\$14.06	\$29,408
43-4081	Hotel, Motel, and Resort Desk Clerks	659	\$14.25	\$12.98	\$14.02	\$15.09	\$29,642
43-4161	Human Resources Assistants, Except Payroll and Timekeeping	73	\$21.98	\$19.87	\$21.62	\$24.45	\$45,723
11-3121	Human Resources Managers	72	\$49.07	\$38.09	\$50.92	\$59.79	\$102,067
13-1071	Human Resources Specialists	373	\$29.73	\$23.91	\$28.12	\$33.46	\$61,831
17-2112	Industrial Engineers		\$46.84	\$37.76	\$47.03	\$57.17	\$97,426
49-9041	Industrial Machinery Mechanics	386	\$28.07	\$24.89	\$28.09	\$31.34	\$58,390
11-3051	Industrial Production Managers	84	\$54.52	\$44.58	\$54.35	\$62.48	\$113,409
53-7051	Industrial Truck and Tractor Operators	460	\$22.73	\$20.40	\$22.98	\$25.46	\$47,274
43-4199	Information and Record Clerks, All Other	153	\$18.69	\$15.95	\$18.21	\$21.19	\$38,891
15-1212	Information Security Analysts		\$44.88	\$34.21	\$36.77	\$39.33	\$93,350
51-9061	Inspectors, Testers, Sorters, Samplers, and Weighers	181	\$23.06	\$18.16	\$22.04	\$26.75	\$47,951
49-9099	Installation, Maintenance, and Repair Workers, All Other	79	\$29.55	\$24.75	\$29.56	\$33.56	\$61,477
25-9031	Instructional Coordinators	74	\$25.15	\$18.19	\$22.30	\$30.38	\$52,298
43-9041	Insurance Claims and Policy Processing Clerks	75	\$21.32	\$18.17	\$20.13	\$23.85	\$44,350
41-3021	Insurance Sales Agents	208	\$23.70	\$17.64	\$22.06	\$27.50	\$49,296
43-4111	Interviewers, Except Eligibility and Loan	300	\$18.44	\$16.04	\$18.15	\$20.81	\$38,338
37-2011	Janitors and Cleaners, Except Maids and Housekeeping Cleaners	1,762	\$16.48	\$13.32	\$15.89	\$18.96	\$34,291
23-1023	Judges, Magistrate Judges, and Magistrates	104	\$60.34	\$42.85	\$55.62	\$81.26	\$125,506
23-1012	Judicial Law Clerks		\$26.82	\$21.35	\$24.53	\$30.73	\$55,792
25-2012	Kindergarten Teachers, Except Special Education	233					\$62,799
13-1075	Labor Relations Specialists	46					
53-7062	Laborers and Freight, Stock, and Material Movers, Hand	1,475	\$17.56	\$13.27	\$15.46	\$21.40	\$36,510
37-3011	Landscaping and Groundskeeping Workers	965	\$19.65	\$15.07	\$18.53	\$23.99	\$40,873

SOC code	Western Washington Nonmetropolitan Area (NMA) occupational title	Estimated employment	Average wage	Percentiles			Annual wage
				25th	50th	75th	
51-6011	Laundry and Dry-Cleaning Workers	203	\$14.32	\$12.59	\$13.45	\$14.95	\$29,789
23-1011	Lawyers	193	\$45.93	\$31.38	\$42.44	\$57.53	\$95,536
43-6012	Legal Secretaries and Administrative Assistants	87	\$25.68	\$21.87	\$26.53	\$29.36	\$53,415
23-2099	Legal Support Workers, All Other	23	\$30.53	\$23.98	\$26.90	\$31.22	\$63,514
11-1031	Legislators	198					
25-4022	Librarians and Media Collections Specialists	142	\$32.27	\$23.30	\$30.68	\$42.81	\$67,119
43-4121	Library Assistants, Clerical		\$15.59	\$13.69	\$14.79	\$16.23	\$32,428
25-4031	Library Technicians		\$19.31	\$13.91	\$20.94	\$23.28	\$40,153
29-2061	Licensed Practical and Licensed Vocational Nurses	419	\$26.99	\$24.16	\$27.18	\$30.10	\$56,129
19-4099	Life, Physical, and Social Science Technicians, All Other	18	\$22.92	\$14.76	\$21.41	\$24.24	\$47,671
33-9092	Lifeguards, Ski Patrol, and Other Recreational Protective Service Workers	76	\$13.68	\$12.50	\$12.79	\$14.50	\$28,450
53-3033	Light Truck Drivers	670	\$19.75	\$14.50	\$17.97	\$22.35	\$41,083
43-4131	Loan Interviewers and Clerks	76	\$18.01	\$15.58	\$17.66	\$19.66	\$37,457
13-2072	Loan Officers	190	\$33.14	\$20.99	\$28.07	\$37.48	\$68,938
49-9094	Locksmiths and Safe Repairers	12	\$23.40	\$17.29	\$26.97	\$28.78	\$48,669
11-9081	Lodging Managers	104	\$28.14	\$21.93	\$25.69	\$34.30	\$58,542
45-4023	Log Graders and Scalers	65	\$23.10	\$19.90	\$24.36	\$27.92	\$48,046
45-4022	Logging Equipment Operators	387	\$26.52	\$23.69	\$26.68	\$29.63	\$55,144
45-4029	Logging Workers, All Other	314	\$21.56	\$16.35	\$18.86	\$28.05	\$44,853
13-1081	Logisticians	48	\$33.84	\$27.75	\$30.55	\$35.74	\$70,404
53-7063	Machine Feeders and Offbearers	202	\$20.99	\$15.61	\$20.61	\$26.29	\$43,655
51-4041	Machinists	170	\$23.70	\$17.37	\$23.01	\$29.72	\$49,303
29-2035	Magnetic Resonance Imaging Technologists	19					
37-2012	Maids and Housekeeping Cleaners	1,631	\$14.49	\$12.80	\$13.96	\$15.37	\$30,140
43-9051	Mail Clerks and Mail Machine Operators, Except Postal Service		\$15.46	\$12.53	\$12.76	\$19.73	\$32,141
49-9071	Maintenance and Repair Workers, General	1,920	\$21.47	\$16.00	\$20.77	\$26.17	\$44,662
49-9043	Maintenance Workers, Machinery	11	\$26.34	\$25.35	\$27.32	\$29.29	\$54,792
13-1111	Management Analysts	126	\$44.76	\$30.03	\$40.61	\$63.57	\$93,098
39-5092	Manicurists and Pedicurists		\$19.12	\$15.38	\$19.63	\$22.99	\$39,771
13-1161	Market Research Analysts and Marketing Specialists	257	\$29.87	\$18.12	\$27.08	\$43.48	\$62,136
11-2021	Marketing Managers	53	\$77.77	\$44.95	\$66.31		\$161,760
31-9011	Massage Therapists	188	\$32.82	\$27.52	\$31.13	\$37.43	\$68,252
25-1022	Mathematical Science Teachers, Postsecondary	14					\$59,796
51-3022	Meat, Poultry, and Fish Cutters and Trimmers	554	\$14.51	\$12.75	\$13.83	\$15.47	\$30,168
17-2141	Mechanical Engineers	61	\$41.73	\$31.11	\$43.94	\$49.48	\$86,782
11-9111	Medical and Health Services Managers	274	\$52.42	\$42.54	\$49.69	\$60.78	\$109,031
31-9092	Medical Assistants	543	\$19.92	\$17.23	\$19.86	\$22.84	\$41,439
29-2098	Medical Dosimetrists/ Med. Rcrds./Health Technologists/Techs., All Other	339	\$22.88	\$17.45	\$21.41	\$26.56	\$47,600
31-9093	Medical Equipment Preparers	55	\$18.48	\$15.38	\$17.88	\$20.86	\$38,432
49-9062	Medical Equipment Repairers	22	\$34.60	\$15.48	\$34.26	\$48.30	\$71,966
43-6013	Medical Secretaries and Administrative Assistants	338	\$20.33	\$17.55	\$20.17	\$23.11	\$42,291
31-9094	Medical Transcriptionists	27	\$21.29	\$17.00	\$21.30	\$24.66	\$44,282
13-1121	Meeting, Convention, and Event Planners	146	\$21.15	\$16.21	\$18.32	\$25.99	\$43,983
21-1023	Mental Health and Substance Abuse Social Workers	85	\$24.44	\$19.07	\$24.01	\$29.74	\$50,848
27-1026	Merchandise Displayers and Window Trimmers	47	\$17.04	\$14.83	\$16.65	\$18.46	\$35,434

SOC code	Western Washington Nonmetropolitan Area (NMA) occupational title	Estimated employment	Average wage	Percentiles			Annual wage
				25th	50th	75th	
43-5041	Meter Readers, Utilities	48	\$30.18	\$26.28	\$29.30	\$32.61	\$62,787
25-2022	Middle School Teachers, Except Special and Career/Technical Education	483					\$70,347
49-9044	Millwrights	175	\$28.44	\$23.90	\$27.77	\$31.04	\$59,147
51-2090	Miscellaneous Assemblers and Fabricators	548	\$18.83	\$14.62	\$17.34	\$21.29	\$39,152
33-1090	Miscellaneous First-Line Supervisors, Protective Service Workers	65	\$25.23	\$17.79	\$21.38	\$32.30	\$52,471
51-9023	Mixing and Blending Machine Setters, Operators, and Tenders	143	\$22.19	\$18.17	\$21.96	\$25.18	\$46,148
49-3042	Mobile Heavy Equipment Mechanics, Except Engines	249	\$26.25	\$19.74	\$25.53	\$31.16	\$54,598
51-4072	Molding/Coremaking/Casting Mach. Setters/Oprs. & Tenders/Metal & Plastic	41	\$19.64	\$13.69	\$17.52	\$23.55	\$40,852
53-3099	Motor Vehicle Operators, All Other	77	\$17.43	\$13.02	\$14.45	\$17.52	\$36,262
49-3051	Motorboat Mechanics and Service Technicians	93	\$19.99	\$16.68	\$20.02	\$23.27	\$41,585
11-9121	Natural Sciences Managers	28	\$61.09	\$45.55	\$51.25	\$74.91	\$127,063
15-1244	Network and Computer Systems Administrators	146	\$38.74	\$29.69	\$39.35	\$47.00	\$80,582
43-4141	New Accounts Clerks		\$17.36	\$16.27	\$17.57	\$18.88	\$36,115
29-1151	Nurse Anesthetists	23	\$108.80	\$73.51	\$101.39		\$226,302
29-1171	Nurse Practitioners	146	\$55.15	\$48.74	\$55.97	\$62.65	\$114,709
31-1131	Nursing Assistants	1,024	\$17.11	\$14.95	\$16.78	\$19.06	\$35,599
25-1072	Nursing Instructors and Teachers, Postsecondary	33					\$71,124
19-5011	Occupational Health and Safety Specialists	89	\$32.27	\$26.50	\$30.78	\$38.04	\$67,130
29-1122	Occupational Therapists	67	\$44.93	\$40.78	\$45.13	\$49.60	\$93,473
31-2011	Occupational Therapy Assistants	15	\$33.36	\$30.03	\$33.59	\$37.25	\$69,406
43-9199	Office and Administrative Support Workers, All Other	221	\$17.63	\$14.25	\$15.98	\$20.54	\$36,658
43-9061	Office Clerks, General	3,325	\$18.71	\$15.17	\$17.92	\$21.37	\$38,911
47-2073	Operating Engineers and Other Construction Equipment Operators	514	\$32.86	\$26.62	\$30.56	\$40.72	\$68,361
29-2057	Ophthalmic Medical Technicians		\$17.25	\$14.41	\$16.54	\$18.73	\$35,884
29-2081	Opticians, Dispensing	57	\$18.52	\$14.84	\$17.19	\$20.81	\$38,519
29-1041	Optometrists	22	\$74.85	\$57.43	\$68.95	\$82.24	\$155,700
43-4151	Order Clerks	35	\$19.07	\$14.84	\$18.10	\$22.44	\$39,679
49-3053	Outdoor Power Equipment and Other Small Engine Mechanics	38	\$17.76	\$15.78	\$17.71	\$19.73	\$36,923
51-9111	Packaging and Filling Machine Operators and Tenders	375					
53-7064	Packers and Packagers, Hand	473	\$15.72	\$13.16	\$14.71	\$16.76	\$32,705
47-2141	Painters, Construction and Maintenance	285	\$21.65	\$18.25	\$21.68	\$24.74	\$45,048
51-9196	Paper Goods Machine Setters, Operators, and Tenders	125	\$24.30	\$18.17	\$21.35	\$30.45	\$50,543
23-2011	Paralegals and Legal Assistants	185	\$25.39	\$21.71	\$25.35	\$28.70	\$52,819
53-6021	Parking Attendants	35	\$15.49	\$12.67	\$14.04	\$17.72	\$32,228
41-2022	Parts Salespersons	296	\$17.55	\$13.26	\$16.50	\$19.64	\$36,498
53-3058	Passenger Vehicle Drivers, Except Bus Drivers, Transit and Intercity	768	\$19.97	\$17.10	\$19.63	\$22.72	\$41,529
43-3051	Payroll and Timekeeping Clerks	104	\$25.56	\$21.56	\$26.04	\$29.87	\$53,148
29-1221	Pediatricians, General		\$91.03	\$85.85	\$93.43	\$101.01	\$189,356
11-9198	Personal Svc. Mgrs., Entmt. & Recr. Mgrs., Exc. Gambling & Mgrs., All Other	203	\$50.08	\$42.87	\$49.79	\$58.41	\$104,165
39-1098	Personal Svcs. & Entmt. & Recr. Supervisors, Except Gambling Services	225	\$19.95	\$15.81	\$18.56	\$25.11	\$41,491
37-2021	Pest Control Workers	41	\$22.98	\$15.91	\$18.95	\$24.01	\$47,795
29-1051	Pharmacists	251	\$63.20	\$55.58	\$63.92	\$73.39	\$131,450
31-9095	Pharmacy Aides	61	\$15.18	\$13.33	\$14.55	\$16.39	\$31,592
29-2052	Pharmacy Technicians	288	\$21.44	\$18.16	\$21.00	\$24.15	\$44,596
31-9097	Phlebotomists	116	\$20.42	\$18.04	\$20.37	\$23.12	\$42,470

SOC code	Western Washington Nonmetropolitan Area (NMA) occupational title	Estimated employment	Average wage	Percentiles			Annual wage
				25th	50th	75th	
31-2022	Physical Therapist Aides		\$14.34	\$13.08	\$14.06	\$15.20	\$29,820
31-2021	Physical Therapist Assistants	89	\$29.86	\$27.29	\$29.68	\$32.18	\$62,113
29-1123	Physical Therapists	295	\$45.49	\$39.95	\$45.70	\$52.41	\$94,607
29-1071	Physician Assistants	100	\$59.70	\$50.77	\$60.58	\$67.58	\$124,178
29-1228	Physicians, All Other and Ophthalmologists, Except Pediatric	210	\$109.19	\$79.08			\$227,109
47-2151	Pipelayers		\$32.09	\$27.26	\$32.19	\$37.24	\$66,733
51-8099	Plant and System Operators, All Other	12	\$37.48	\$30.54	\$34.09	\$45.17	\$77,955
47-2152	Plumbers, Pipefitters, and Steamfitters	234	\$33.09	\$25.72	\$32.64	\$39.04	\$68,814
33-3051	Police and Sheriff's Patrol Officers	752	\$35.19	\$27.95	\$34.96	\$40.84	\$73,196
43-5051	Postal Service Clerks	219	\$23.41	\$20.90	\$22.74	\$29.91	\$48,693
43-5052	Postal Service Mail Carriers	364	\$24.19	\$18.22	\$22.16	\$31.17	\$50,321
11-9131	Postmasters and Mail Superintendents	53	\$35.81	\$32.80	\$35.32	\$40.22	\$74,486
25-1199	Postsecondary Teachers, All Other	12					\$58,866
25-2011	Preschool Teachers, Except Special Education	224	\$15.83	\$12.44	\$15.12	\$17.97	\$32,942
51-6021	Pressers, Textile, Garment, and Related Materials	15	\$13.16	\$12.31	\$12.31	\$14.16	\$27,381
51-5112	Printing Press Operators	48	\$17.88	\$14.30	\$17.14	\$19.37	\$37,174
21-1092	Probation Officers and Correctional Treatment Specialists	248	\$28.56	\$25.75	\$29.41	\$31.40	\$59,408
43-3061	Procurement Clerks	67	\$21.88	\$20.23	\$22.41	\$23.40	\$45,497
27-2012	Producers and Directors	51	\$26.73	\$18.17	\$24.02	\$34.09	\$55,598
51-9199	Production Workers, All Other	48	\$24.72	\$17.98	\$27.63	\$30.01	\$51,403
43-5061	Production, Planning, and Expediting Clerks	199	\$23.84	\$18.21	\$22.80	\$28.90	\$49,584
13-1198	Project Mgmt. Specialists and Business Operations Specialists, All Other	838	\$32.52	\$24.01	\$30.41	\$41.03	\$67,634
13-2020	Property Appraisers and Assessors	78	\$28.90	\$24.55	\$28.49	\$32.13	\$60,110
11-9141	Property, Real Estate, and Community Association Managers	34	\$31.12	\$24.11	\$29.43	\$37.46	\$64,743
33-0000	Protective Service Occupations	4,332	\$29.50	\$21.98	\$27.94	\$34.86	\$61,351
29-1223	Psychiatrists	18	\$127.34				\$264,872
25-1066	Psychology Teachers, Postsecondary	16					\$68,958
11-2030	Public Relations and Fundraising Managers	35					
27-3031	Public Relations Specialists	164					
43-5031	Public Safety Telecommunicators		\$23.96	\$21.59	\$23.54	\$26.12	\$49,830
11-3061	Purchasing Managers	20	\$52.29	\$42.07	\$48.62	\$62.02	\$108,757
49-2021	Radio, Cellular, and Tower Equipment Installers and Repairers	12	\$30.58	\$21.29	\$33.86	\$39.97	\$63,593
29-2034	Radiologic Technologists and Technicians	209	\$36.49	\$30.55	\$36.31	\$42.80	\$75,884
41-9022	Real Estate Sales Agents	139	\$25.90	\$17.41	\$25.95	\$34.81	\$53,868
43-4171	Receptionists and Information Clerks	956	\$15.89	\$13.26	\$15.37	\$18.11	\$33,042
25-1193	Recreation and Fitness Studies Teachers, Postsecondary	22					
39-9032	Recreation Workers	439	\$17.50	\$12.93	\$15.50	\$20.62	\$36,402
49-3092	Recreational Vehicle Service Technicians	29	\$21.19	\$17.14	\$19.58	\$26.26	\$44,079
53-7081	Refuse and Recyclable Material Collectors	256	\$23.99	\$21.58	\$24.02	\$26.69	\$49,897
29-1141	Registered Nurses	2,318	\$40.82	\$33.04	\$39.27	\$48.64	\$84,913
21-1015	Rehabilitation Counselors	177	\$22.36	\$15.39	\$21.24	\$28.10	\$46,496
43-4181	Reservation and Transportation Ticket Agents and Travel Clerks	36	\$16.40	\$13.31	\$15.59	\$18.29	\$34,118
39-9041	Residential Advisors	162	\$16.21	\$13.65	\$14.85	\$17.00	\$33,714
29-1126	Respiratory Therapists	95	\$33.02	\$28.01	\$32.13	\$38.04	\$68,682
41-2031	Retail Salespersons	3,909	\$16.32	\$12.92	\$14.71	\$18.00	\$33,937

SOC code	Western Washington Nonmetropolitan Area (NMA) occupational title	Estimated employment	Average wage	Percentiles			Annual wage
				25th	50th	75th	
49-9096	Riggers	26	\$25.68	\$19.48	\$24.77	\$32.34	\$53,412
47-2181	Roofers	225	\$26.02	\$18.97	\$24.95	\$32.37	\$54,124
53-5011	Sailors and Marine Oilers	75	\$22.19	\$16.47	\$20.57	\$28.85	\$46,154
41-9099	Sales and Related Workers, All Other		\$19.66	\$13.09	\$14.81	\$22.22	\$40,882
11-2022	Sales Managers	129	\$52.57	\$36.83	\$48.27	\$59.62	\$109,337
41-3091	Sales Reps. of Svcs., Exc. Advertising, Insurance, Financial Svcs., & Travel	328	\$34.83	\$22.21	\$29.21	\$43.31	\$72,445
41-4012	Sales Reps./Wholesale/Manufacturing, Except Technical/Scientific Products	631	\$33.79	\$21.37	\$30.61	\$44.75	\$70,289
41-4011	Sales Reps./Wholesale/Manufacturing, Technical/Scientific Products	31					
51-7041	Sawing Machine Setters, Operators, and Tenders, Wood	826	\$19.33	\$14.95	\$18.22	\$23.55	\$40,217
33-9098	School Bus Monitors and Protective Service Workers, All Other	157	\$22.29	\$17.02	\$21.03	\$27.55	\$46,363
25-2031	Secondary School Teachers, Exc. Special and Career/Technical Education	889					\$70,684
43-6014	Secretaries and Admin. Assistants, Except Legal, Medical, and Executive	1,703	\$19.96	\$16.38	\$19.43	\$23.57	\$41,523
41-3031	Securities, Commodities, and Financial Services Sales Agents	141	\$22.31	\$18.35	\$21.11	\$25.45	\$46,401
33-9032	Security Guards	590	\$17.42	\$13.82	\$16.82	\$19.76	\$36,227
25-3021	Self-Enrichment Teachers	254	\$20.89	\$16.39	\$21.24	\$24.63	\$43,442
51-9012	Separating and Filtering Machine Setters/Operators/Tenders	89	\$21.67	\$17.24	\$22.29	\$26.16	\$45,072
47-4071	Septic Tank Servicers and Sewer Pipe Cleaners	29	\$21.68	\$18.37	\$21.75	\$24.48	\$45,090
51-6031	Sewing Machine Operators	75	\$18.89	\$15.81	\$19.00	\$22.41	\$39,295
43-5071	Shipping, Receiving, and Inventory Clerks	344	\$20.86	\$16.95	\$19.71	\$24.77	\$43,387
11-9151	Social and Community Service Managers	305	\$25.74	\$21.18	\$25.01	\$29.12	\$53,533
21-1093	Social and Human Service Assistants	455	\$20.38	\$15.67	\$19.88	\$25.01	\$42,390
19-3099	Social Scientists and Related Workers, All Other	19					
15-1256	Software Developers and Software Quality Assur. Analysts and Testers	141	\$54.95	\$37.39	\$51.21	\$64.43	\$114,310
25-2052	Special Education Teachers, Kindergarten and Elementary School	244					\$67,222
25-2057	Special Education Teachers, Middle School	66					\$66,558
25-2051	Special Education Teachers, Preschool	38					\$60,674
25-2058	Special Education Teachers, Secondary School	144					\$65,260
29-1127	Speech-Language Pathologists	87	\$41.44	\$34.11	\$41.71	\$48.28	\$86,200
51-8021	Stationary Engineers and Boiler Operators	38	\$29.86	\$27.27	\$29.67	\$32.67	\$62,118
15-2041	Statisticians	11	\$43.84	\$37.39	\$44.30	\$50.94	\$91,175
53-7065	Stockers and Order Fillers	1,869	\$16.57	\$13.14	\$15.20	\$19.15	\$34,457
21-1018	Substance Abuse, Behavioral Disorder, and Mental Health Counselors	562	\$27.52	\$18.73	\$25.41	\$34.82	\$57,242
25-3031	Substitute Teachers, Short-Term	884	\$17.97	\$16.33	\$17.76	\$19.20	\$37,365
29-1248	Surgeons, Except Ophthalmologists	13	\$112.60	\$74.30			\$234,208
29-2055	Surgical Technologists	56	\$27.20	\$22.80	\$27.05	\$31.07	\$56,578
17-3031	Surveying and Mapping Technicians	89	\$24.26	\$17.54	\$20.87	\$29.84	\$50,460
17-1022	Surveyors	77	\$30.56	\$25.43	\$30.84	\$37.04	\$63,575
13-2082	Tax Preparers	58	\$19.81	\$13.87	\$17.39	\$27.05	\$41,214
25-9045	Teaching Assistants, Except Postsecondary	2,432					\$34,229
49-2022	Telecommunications Equipment Installers and Repairers, Exc. Line Installers		\$25.80	\$18.60	\$25.07	\$33.62	\$53,678
49-9052	Telecommunications Line Installers and Repairers		\$27.92	\$23.06	\$28.02	\$32.27	\$58,063
43-3071	Tellers	681	\$16.60	\$14.80	\$16.56	\$18.45	\$34,528
29-1129	Therapists, All Other		\$30.85	\$26.02	\$28.50	\$31.39	\$64,167
47-2044	Tile and Stone Setters	23	\$26.96	\$22.96	\$27.15	\$31.03	\$56,071
49-3093	Tire Repairers and Changers	233	\$15.58	\$13.22	\$14.45	\$16.76	\$32,405

SOC code	Western Washington Nonmetropolitan Area (NMA) occupational title	Estimated employment	Average wage	Percentiles			Annual wage
				25th	50th	75th	
23-2093	Title Examiners, Abstractors, and Searchers	113	\$22.47	\$17.35	\$20.21	\$27.74	\$46,742
51-4194	Tool Grinders, Filers, and Sharpeners	17	\$32.53	\$28.54	\$32.34	\$37.05	\$67,670
39-7010	Tour and Travel Guides	85	\$18.18	\$13.75	\$14.83	\$16.86	\$37,814
13-1151	Training and Development Specialists	120	\$38.67	\$31.13	\$38.14	\$47.20	\$80,432
53-6051	Transportation Inspectors	14	\$47.44	\$33.91	\$40.30	\$61.32	\$98,664
11-3071	Transportation, Storage, and Distribution Managers	28	\$41.20	\$24.74	\$43.42	\$55.58	\$85,706
53-1047	Transportation/Material Moving Supervisors/No Cargo Handlers	266	\$29.55	\$19.97	\$28.55	\$37.67	\$61,469
41-3041	Travel Agents	29	\$24.28	\$18.60	\$26.13	\$29.35	\$50,515
25-3097	Tutors and Teachers and Instructors, All Other	144					\$51,175
51-6093	Upholsterers		\$24.07	\$21.35	\$24.01	\$27.65	\$50,061
19-3051	Urban and Regional Planners	70	\$32.21	\$27.24	\$31.09	\$36.89	\$66,976
39-3031	Ushers, Lobby Attendants, and Ticket Takers	79	\$13.22	\$12.45	\$12.77	\$13.69	\$27,482
29-1131	Veterinarians	85	\$46.76	\$34.79	\$43.09	\$50.05	\$97,252
31-9096	Veterinary Assistants and Laboratory Animal Caretakers	167	\$15.94	\$13.91	\$15.58	\$17.92	\$33,137
29-2056	Veterinary Technologists and Technicians	73	\$20.04	\$17.93	\$20.08	\$22.59	\$41,675
35-3031	Waiters and Waitresses	1,956	\$16.89	\$13.03	\$14.63	\$19.35	\$35,146
51-8031	Water and Wastewater Treatment Plant and System Operators	293	\$27.37	\$22.93	\$27.78	\$31.77	\$56,935
15-1257	Web Developers and Digital Interface Designers	49	\$45.90	\$34.35	\$49.47	\$58.94	\$95,475
43-5111	Weighers, Measurers, Checkers, and Samplers, Recordkeeping		\$19.03	\$17.02	\$18.69	\$21.30	\$39,577
51-4121	Welders, Cutters, Solderers, and Brazers	467	\$25.91	\$20.37	\$24.13	\$29.75	\$53,892
51-7042	Woodworking Machine Setters, Operators, and Tenders, Except Sawing	524	\$19.49	\$15.58	\$18.77	\$23.20	\$40,545
19-1023	Zoologists and Wildlife Biologists	187	\$34.21	\$28.79	\$34.23	\$37.89	\$71,144