

# 2015 OCCUPATIONAL EMPLOYMENT AND WAGE ESTIMATES



Occupations  
Employment Estimates  
Average Wages  
Wage Percentiles  
Annual Wages



**Employment Security Department**  
WASHINGTON STATE

Labor Market and Performance Analysis

September 2015



# 2015 Occupational Employment and Wage Estimates

Published September 2015

Washington State Employment Security Department  
Dale Peinecke, *Commissioner*

Labor Market and Performance Analysis  
Cynthia Forland, Ph.D., *Director*

Occupational Employment Statistics Unit  
Mark Gallerani, *Supervisor*

Cover photo credits:

“Anesthesiologist” Photo by ©Andrei Malov/Dreamstime

“Electricians” Photo by ©iStock

“Teacher” Photo by ©AVAVA/iStock

“Customer Service Rep.” Photo by ©Yuri Arcurs/Dreamstime

The Employment Security Department is an equal-opportunity employer and provider of programs and services. Auxiliary aids and services are available upon request to people with disabilities. Washington Relay Service: 800-833-6384.

# Contents

Introduction, notes on estimates and coding changes .....	iii
Definitions .....	iv
Map of survey areas .....	v
Washington statewide .....	1
Metropolitan statistical areas and divisions	
Bellingham .....	15
Bremerton-Silverdale .....	23
Kennewick-Pasco-Richland .....	29
Lewiston, ID-WA .....	37
Longview .....	43
Mount Vernon-Anacortes .....	49
Olympia .....	55
Portland-Vancouver-Hillsboro, OR-WA .....	63
Seattle-Bellevue-Everett .....	75
Spokane .....	87
Tacoma .....	97
Wenatchee-East Wenatchee .....	107
Yakima .....	113
Nonmetropolitan areas	
Northwestern Washington .....	121
Southwestern Washington .....	127
Central Washington .....	133
Eastern Washington .....	141



# Introduction

Each year, the Employment Security Department's Labor Market and Performance Analysis Division compiles occupational employment and wage estimates for Washington state. The data are presented statewide for Metropolitan Statistical Areas (MSAs), Metropolitan Divisions (MDs) and for Nonmetropolitan Areas (NMAs). All data are at the cross-industry level.

Occupational Employment Statistics (OES) is a program of the U.S. Department of Labor, Bureau of Labor Statistics (BLS). This federal-state cooperative program produces employment and wage estimates for nearly 840 occupations. National estimates, state estimates and more information about the program are available online at [www.bls.gov/oes](http://www.bls.gov/oes).

## Notes on estimates

These occupational employment and wage estimates are based on the spring 2014 OES survey. The survey collected employment counts and wages from more than 4,900 Washington state employers. Data from the spring 2014 survey were combined with the fall 2011, spring 2012, fall 2012, spring 2013 and fall 2013 survey panels to create a sample size of more than 35,000 employers. Wage estimates were updated to a March 2015 level using Employment Cost Index (ECI) factors. Employment estimates are benchmarked to an average of November 2013 and May 2014 employment.

Occupation and wage estimates are not provided for farms, the self-employed, owner/partners in unincorporated firms, the military, household workers or unpaid family workers. Estimates for some occupations or wage levels are not listed due to small sample size. These include occupations with an estimated employment of fewer than 10 people.

This year, changes were made to some of the survey area titles to match the area definitions that the BLS posts on their OES website. However, the geographical areas remain the same as last year.

## Coding changes

The following coding changes are effective with the May 2014 estimates used in this publication.

The BLS has eliminated Standard Occupational Classification (SOC) code 25-3099 "Teachers and instructors, all other." In its place the BLS introduced SOC code 25-3097 "Teachers and instructors, all other, except substitute teachers." Substitute teachers will still go under SOC code 25-3098. The new SOC code covers everything else that would have previously gone into the 25-3099 code.

# Definitions

**25th Percentile** – Twenty-five percent of all wage earners earn below the wage rate specified.

**50th Percentile** – Fifty percent of all wage earners earn below the wage rate specified. The 50th percentile is the median wage.

**75th Percentile** – Seventy-five percent of all wage earners earn below the wage rate specified.

**Annual wage** – In instances where hourly rates are reported, the annual wage is calculated by multiplying the hourly rate by 2,080 hours. This is the annual equivalent of working full-time at 40 hours per week.

**Average wage** – The sum of all reported wage rates divided by the number of rates.

**Employment cost index (ECI)** – The employment cost index measures changes in wages, salaries and benefits for civilian workers. This includes private industry and state and local government. The ECI is published by the federal Bureau of Labor Statistics and can be found at <http://stats.bls.gov/ncs/ect/>.

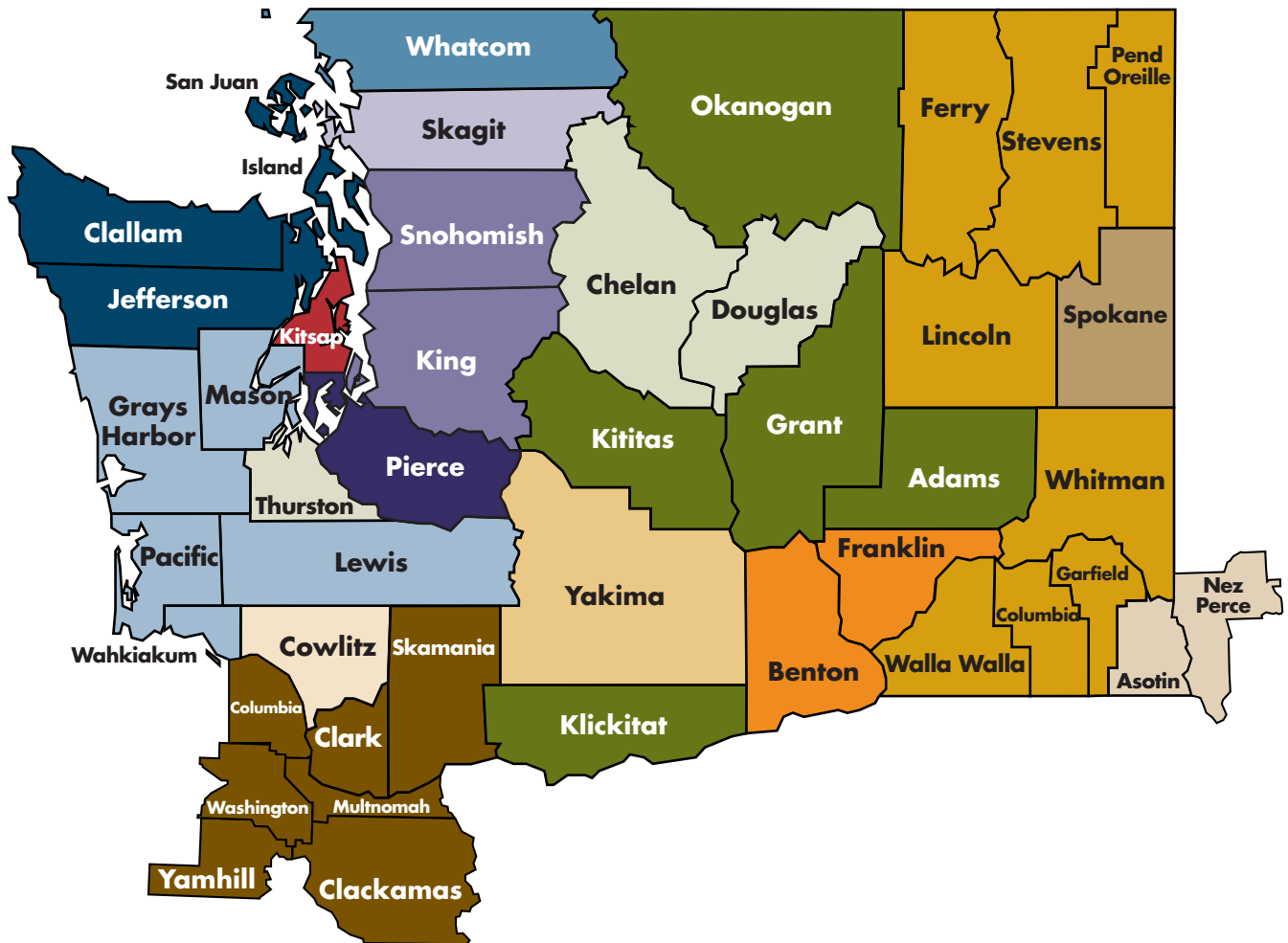
**Metropolitan Division (MD)** – A county or group of counties that serve as a distinct employment region within a metropolitan statistical area that has a population of at least 2.5 million people.

**Metropolitan Statistical Area (MSA)** – A county or group of counties that are economically related having a principal city or urbanized area with a population of at least 50,000 people. A MSA may include contiguous counties from neighboring states and is also called a metro area.

**Nonmetropolitan Area (NMA)** – One of four groups of counties in Washington state not included in a metropolitan statistical area. Each county group is considered economically related.

**Standard Occupational Classification (SOC)** – The SOC system is used to sort and define nearly 840 occupations. The standardized system allows comparable research and reporting by individual states and the federal government. For more information on the SOC system, go to [www.bls.gov/soc](http://www.bls.gov/soc).

# Map of survey areas



- Bellingham, WA MSA – Whatcom County
- Bremerton-Silverdale, WA MSA – Kitsap County
- Kennewick-Pasco-Richland, WA MSA – Benton and Franklin counties
- Lewiston, ID-WA MSA – Nez Perce, ID and Asotin, WA counties
- Longview, WA MSA – Cowlitz County
- Mount Vernon-Anacortes, WA MSA – Skagit County
- Olympia, WA MSA – Thurston County
- Portland-Vancouver-Hillsboro, OR-WA MSA – Clackamas, Columbia, Multnomah, Washington and Yamhill, OR and Clark and Skamania, WA counties
- Seattle-Bellevue-Everett, WA MD – King and Snohomish counties
- Spokane, WA MSA – Spokane County
- Tacoma, WA MD – Pierce County
- Wenatchee-East Wenatchee, WA MSA – Chelan and Douglas counties
- Yakima, WA MSA – Yakima County
- Northwestern WA NMA – Clallam, Island, Jefferson and San Juan counties
- Southwestern WA NMA – Grays Harbor, Lewis, Mason, Pacific and Wahkiakum counties
- Central WA NMA – Adams, Grant, Kittitas, Klickitat and Okanogan counties
- Eastern WA NMA – Columbia, Ferry, Garfield, Lincoln, Pend Oreille, Stevens, Walla Walla and Whitman counties





**Washington Statewide**  
**2015 Occupational Employment**  
**and Wage Estimates**  
Includes all counties in Washington state



SOC code	Washington Statewide Occupational title	Estimated employment	Average wage	Percentiles			Annual wage
				25th	50th	75th	
13-2011	Accountants & Auditors	24,901	\$35.56	\$25.74	\$32.37	\$42.22	\$73,969
27-2011	Actors	265					
15-2011	Actuaries	560	\$48.04	\$37.48	\$45.01	\$57.90	\$99,927
51-9191	Adhesive Bonding Machine Operators & Tenders	561	\$22.56	\$14.20	\$19.11	\$32.72	\$46,912
23-1021	Admin Law Judges, Adjudicators & Hearing Officers	392	\$44.61	\$37.90	\$40.82	\$46.96	\$92,809
11-3011	Administrative Services Managers	4,689	\$45.93	\$32.70	\$43.26	\$56.01	\$95,536
25-3011	Adult Literacy, Remedial Ed, GED Teachers/Instructors	6,594	\$26.76	\$22.07	\$27.20	\$32.43	\$55,657
11-2011	Advertising & Promotions Managers	649	\$55.78	\$36.57	\$53.03	\$64.30	\$116,028
41-3011	Advertising Sales Agents	2,663	\$26.35	\$16.55	\$21.42	\$32.97	\$54,801
17-2011	Aerospace Engineers	8,540	\$53.06	\$42.17	\$52.37	\$63.40	\$110,370
13-1011	Agents/Business Mgrs of Artists, Performers, Athletes	37	\$17.82	\$15.78	\$17.35	\$18.96	\$37,050
19-4011	Agricultural & Food Science Technicians	393	\$17.93	\$13.21	\$16.89	\$21.68	\$37,294
17-2021	Agricultural Engineers		\$36.11	\$32.06	\$35.00	\$40.65	\$75,115
45-2091	Agricultural Equipment Operators	589	\$16.42	\$11.88	\$15.78	\$20.65	\$34,141
45-2011	Agricultural Inspectors	386	\$24.34	\$20.99	\$23.68	\$26.80	\$50,618
25-1041	Agricultural Sciences Teachers, Postsecondary						\$87,161
45-2099	Agricultural Workers, All Other	199	\$17.76	\$12.95	\$15.63	\$23.30	\$36,958
53-2021	Air Traffic Controllers	708	\$54.96	\$39.36	\$57.19	\$68.61	\$114,326
53-1011	Aircraft Cargo Handling Supervisors	181	\$19.27	\$16.71	\$18.25	\$21.01	\$40,078
49-3011	Aircraft Mechanics & Service Technicians	4,962	\$33.05	\$26.03	\$31.71	\$42.07	\$68,746
53-2022	Airfield Operations Specialists	277	\$27.13	\$16.60	\$22.63	\$31.44	\$56,426
53-2011	Airline Pilots, Copilots & Flight Engineers	1,996					
53-3011	Ambulance Drivers/Attendants (Not EMTs)	929	\$16.39	\$13.66	\$16.31	\$18.62	\$34,099
39-3091	Amusement & Recreation Attendants	4,392	\$11.36	\$9.72	\$10.76	\$11.86	\$23,646
29-1061	Anesthesiologists	810					\$261,797
45-2021	Animal Breeders	51	\$34.41	\$22.07	\$29.76	\$46.32	\$71,575
33-9011	Animal Control Workers	198	\$22.11	\$15.96	\$23.01	\$27.58	\$46,004
19-1011	Animal Scientists	28	\$35.09	\$25.53	\$35.76	\$43.27	\$72,996
39-2011	Animal Trainers	182	\$13.18	\$10.69	\$12.03	\$14.85	\$27,416
19-3091	Anthropologists & Archeologists	147	\$33.52	\$26.78	\$33.68	\$39.77	\$69,731
25-1061	Anthropology & Archeology Teachers, Postsecondary	270					\$65,776
23-1022	Arbitrators, Mediators, & Conciliators	110	\$39.11	\$30.80	\$37.61	\$45.15	\$81,351
17-1011	Architects, Except Landscape & Naval	2,918	\$36.61	\$27.45	\$34.64	\$44.31	\$76,149
17-3011	Architectural & Civil Drafters	1,819	\$26.82	\$20.82	\$26.66	\$32.39	\$55,789
11-9041	Architectural & Engineering Managers		\$68.69	\$56.02	\$67.17	\$80.63	\$142,858
25-4011	Archivists	341	\$30.61	\$22.34	\$27.98	\$39.33	\$63,667
25-1062	Area, Ethnic & Cultural Studies Teachers, Postsecondary	168					\$70,856
27-1011	Art Directors	682	\$50.01	\$39.13	\$47.11	\$58.03	\$104,023
25-1121	Art, Drama & Music Teachers Postsecondary	2,321					\$59,287
27-1019	Artists & Related Workers, All Other	95	\$26.97	\$16.95	\$25.76	\$35.46	\$56,103
51-2099	Artists & Related Workers, All Other	4,283	\$15.07	\$11.21	\$13.69	\$17.26	\$31,359
27-2021	Athletes & Sports Competitors	362					\$102,573
29-9091	Athletic Trainers	280					\$45,598
19-2021	Atmospheric & Space Scientists	198	\$42.50	\$31.20	\$41.39	\$50.37	\$88,388
25-1051	Atmospheric/Earth/Marine/Space Sci Teachers, Postsec	370					\$82,993
27-4011	Audio & Video Equipment Technicians	895	\$24.13	\$16.27	\$22.01	\$32.03	\$50,191
29-1181	Audiologists	372	\$43.07	\$33.05	\$37.44	\$47.91	\$89,584
25-9011	Audio-Visual & Multimedia Collections Specialists	116	\$23.10	\$18.20	\$21.61	\$27.03	\$48,042
53-6031	Automotive & Watercraft Service Attendants	2,440	\$12.79	\$10.46	\$11.58	\$13.93	\$26,607
49-3021	Automotive Body & Related Repairers	2,019	\$24.38	\$16.71	\$21.08	\$28.89	\$50,705
49-3022	Automotive Glass Installers & Repairers	1,070	\$18.01	\$13.41	\$16.49	\$21.90	\$37,471
49-3023	Automotive Service Technicians & Mechanics	11,875	\$21.33	\$15.73	\$20.27	\$26.16	\$44,357
49-2091	Avionics Technicians	1,307	\$36.42	\$29.51	\$39.40	\$44.17	\$75,753
39-6011	Baggage Porters & Bellhops	361	\$11.62	\$9.64	\$10.47	\$11.82	\$24,167
33-3011	Bailiffs	177	\$22.93	\$16.31	\$23.69	\$29.69	\$47,700

SOC code	Washington Statewide Occupational title	Estimated employment	Average wage	Percentiles			Annual wage
				25th	50th	75th	
51-3011	Bakers	5,581	\$13.45	\$10.02	\$12.01	\$16.01	\$27,980
39-5011	Barbers	554	\$14.72	\$9.67	\$12.22	\$17.69	\$30,615
35-3011	Bartenders	13,937	\$14.44	\$9.74	\$11.82	\$17.01	\$30,032
49-3091	Bicycle Repairers	332	\$14.17	\$11.71	\$13.65	\$15.52	\$29,459
43-3011	Bill & Account Collectors	5,061	\$17.92	\$14.18	\$17.39	\$20.86	\$37,284
43-3021	Billing & Posting Clerks & Machine Operators	10,936	\$18.86	\$15.44	\$18.43	\$22.11	\$39,223
19-1021	Biochemists & Biophysicists	382	\$40.59	\$25.13	\$37.87	\$52.34	\$84,413
25-1042	Biological Science Teachers, Postsecondary	1,094					\$78,755
19-1029	Biological Scientists, All Other	1,153	\$36.97	\$27.25	\$36.74	\$44.05	\$76,889
19-4021	Biological Technicians	2,955	\$21.15	\$16.32	\$19.98	\$25.15	\$43,996
17-2031	Biomedical Engineers	290	\$36.91	\$25.28	\$31.85	\$45.91	\$76,778
47-2011	Boilermakers	304	\$25.89	\$23.17	\$26.83	\$29.25	\$53,851
43-3031	Bookkeeping, Accounting & Auditing Clerks	37,767	\$19.97	\$15.77	\$19.23	\$23.23	\$41,547
47-3011	Brick/Block/Stonemason & Tile/Marble Setter Helpers	337	\$23.96	\$17.82	\$24.32	\$29.27	\$49,828
47-2021	Brickmasons & Blockmasons	826	\$29.24	\$25.15	\$30.28	\$34.70	\$60,803
53-6011	Bridge & Lock Tenders	57	\$24.84	\$19.12	\$26.06	\$29.40	\$51,658
27-4012	Broadcast Technicians	511	\$16.15	\$11.38	\$14.41	\$17.84	\$33,593
43-4011	Brokerage Clerks	960	\$24.97	\$19.96	\$25.17	\$29.15	\$51,948
13-2031	Budget Analysts	1,703	\$36.76	\$29.06	\$35.39	\$44.57	\$76,463
37-2019	Building Cleaning Workers, All Other		\$15.76	\$13.24	\$15.21	\$18.23	\$32,760
49-3031	Bus & Truck Mechanics & Diesel Engine Specialists	5,089	\$26.11	\$20.80	\$25.61	\$31.03	\$54,325
53-3022	Bus Drivers, School or Special Client	8,988	\$17.14	\$14.78	\$17.36	\$20.16	\$35,665
53-3021	Bus Drivers, Transit & Intercity	6,675	\$23.37	\$18.28	\$24.02	\$30.31	\$48,618
13-1199	Business Operations Specialists, All Other	28,567	\$36.31	\$25.82	\$33.91	\$44.52	\$75,531
25-1011	Business Teachers, Postsecondary	1,423					\$74,395
51-3021	Butchers & Meat Cutters	3,154	\$16.86	\$11.38	\$16.70	\$21.69	\$35,054
13-1021	Buyers & Purchasing Agents, Farm Products	198	\$38.61	\$24.41	\$32.00	\$44.29	\$80,306
51-7011	Cabinetmakers & Bench Carpenters	1,718	\$18.35	\$13.91	\$17.48	\$22.26	\$38,169
27-4031	Camera Operators, TV, Video & Motion Picture	255	\$22.55	\$16.36	\$21.28	\$29.03	\$46,896
53-5021	Captains, Mates & Pilots of Water Vessels	1,429	\$38.87	\$32.01	\$38.75	\$47.94	\$80,846
29-2031	Cardiovascular Technologists & Technicians	937	\$32.79	\$23.74	\$33.61	\$41.44	\$68,210
25-2023	Career/Technical Education Teachers, Middle School	225					\$65,573
25-2032	Career/Technical Education Teachers, Secondary School	2,493					\$63,241
43-5011	Cargo & Freight Agents	1,824	\$25.79	\$17.40	\$23.36	\$31.56	\$53,643
47-3012	Carpenter Helpers	636	\$14.79	\$10.45	\$14.06	\$17.49	\$30,746
47-2031	Carpenters	20,356	\$25.04	\$18.47	\$23.67	\$30.82	\$52,098
47-2041	Carpet Installers	627	\$20.02	\$13.68	\$19.53	\$23.81	\$41,650
17-1021	Cartographers & Photogrammetrists	466	\$36.36	\$30.32	\$36.19	\$42.91	\$75,622
41-2011	Cashiers	66,349	\$13.24	\$10.34	\$11.75	\$14.59	\$27,547
47-2051	Cement Masons & Concrete Finishers	2,898	\$21.83	\$15.61	\$20.52	\$27.41	\$45,399
35-1011	Chefs & Head Cooks	2,397	\$24.93	\$19.43	\$22.46	\$28.23	\$51,869
17-2041	Chemical Engineers	474	\$47.10	\$36.02	\$46.95	\$57.45	\$97,960
51-9011	Chemical Equipment Operators & Tenders	425	\$29.77	\$22.50	\$27.57	\$39.46	\$61,935
51-8091	Chemical Plant & System Operators		\$29.33	\$22.28	\$31.27	\$36.25	\$61,009
19-4031	Chemical Technicians	757	\$25.40	\$19.01	\$22.34	\$32.53	\$52,838
25-1052	Chemistry Teachers, Postsecondary	510					\$67,662
19-2031	Chemists	1,414	\$37.02	\$24.57	\$34.36	\$46.95	\$77,011
11-1011	Chief Executives	4,159					\$200,208
21-1021	Child, Family & School Social Workers	6,469	\$23.52	\$19.46	\$24.90	\$27.49	\$48,924
39-9011	Childcare Workers	7,405	\$11.61	\$9.71	\$10.87	\$12.41	\$24,146
29-1011	Chiropractors	778	\$32.06	\$21.28	\$26.47	\$34.33	\$66,689
27-2032	Choreographers	310	\$34.84	\$28.13	\$35.37	\$42.75	\$72,468
17-3022	Civil Engineering Technicians	1,700	\$28.94	\$25.07	\$28.19	\$32.42	\$60,199
17-2051	Civil Engineers	11,386	\$42.08	\$33.24	\$40.53	\$49.60	\$87,516
13-1031	Claims Adjusters, Examiners & Investigators	6,158	\$32.25	\$25.07	\$30.76	\$38.73	\$67,084
53-7061	Cleaners of Vehicles & Equipment	7,025	\$13.29	\$10.44	\$12.06	\$14.84	\$27,644
51-9192	Cleaning/Washing/Metal Pickling Equipment Oprs & Tenders	864	\$14.38	\$11.74	\$13.56	\$15.23	\$29,914
21-2011	Clergy	569	\$28.34	\$23.26	\$27.45	\$32.91	\$58,942
19-3031	Clinical, Counseling & School Psychologists	1,755	\$34.16	\$27.83	\$32.59	\$37.68	\$71,059
51-4012	CNC Machine Tool Programmers, Metal/Plastic	449	\$36.19	\$23.32	\$36.87	\$47.91	\$75,278
27-2022	Coaches & Scouts	9,525					\$36,554
51-9121	Coating/Painting/Spraying Machine Setters/Oprs/Tenders	1,729	\$16.73	\$13.57	\$16.37	\$19.34	\$34,810

SOC code	Washington Statewide Occupational title	Estimated employment	Average wage	Percentiles			Annual wage
				25th	50th	75th	
51-2021	Coil Winders, Tapers & Finishers	284	\$17.62	\$15.04	\$17.48	\$20.36	\$36,652
49-9091	Coin, Vending & Amusement Machine Svcs & Repairers	730	\$17.60	\$13.77	\$17.62	\$21.33	\$36,619
35-3021	Combined Food Prep & Serving Workers, Inc Fast Food	60,610	\$10.92	\$9.60	\$10.22	\$11.53	\$22,716
27-1021	Commercial & Industrial Designers	460	\$33.02	\$25.70	\$33.23	\$40.15	\$68,696
49-9092	Commercial Divers	23	\$36.69	\$27.25	\$39.72	\$45.42	\$76,311
53-2012	Commercial Pilots	863					\$90,515
43-2099	Communications Equipment Operators, All Other	31	\$17.72	\$14.53	\$17.35	\$19.04	\$36,848
25-1122	Communications Teachers, Postsecondary	554					\$55,474
21-1099	Community & Social Service Specialists, All Other	1,214	\$20.39	\$13.70	\$18.89	\$26.18	\$42,414
21-1094	Community Health Workers	575	\$22.64	\$14.99	\$19.69	\$28.21	\$47,089
11-3111	Compensation & Benefits Managers	286	\$56.82	\$42.65	\$54.47	\$67.31	\$118,178
13-1141	Compensation, Benefits & Job Analysis Specialists	1,673	\$35.97	\$25.81	\$32.90	\$43.55	\$74,800
13-1041	Compliance Officers (Except Agric/Const/Safety/Trans)		\$33.59	\$25.68	\$31.29	\$39.77	\$69,883
15-1111	Computer & Information Research Scientists	956					
11-3021	Computer & Information Systems Managers	9,224	\$70.64	\$53.50	\$67.06	\$82.64	\$146,924
51-4011	Computer Controlled Machine Tool Operators, Metal/Plastic	2,213	\$25.47	\$16.21	\$22.20	\$36.02	\$52,968
17-2061	Computer Hardware Engineers	1,825	\$51.20	\$37.67	\$49.59	\$63.86	\$106,487
15-1143	Computer Network Architects	4,872	\$50.49	\$39.83	\$47.28	\$59.48	\$105,007
15-1152	Computer Network Support Specialists	3,732	\$34.79	\$26.72	\$32.95	\$40.37	\$72,367
15-1199	Computer Occupations, All Other	4,549	\$35.02	\$25.94	\$34.16	\$44.58	\$72,854
43-9011	Computer Operators	766	\$21.64	\$17.16	\$21.81	\$26.60	\$45,017
15-1131	Computer Programmers	13,670	\$56.27	\$44.33	\$56.64	\$68.68	\$117,042
25-1021	Computer Science Teachers, Postsecondary	602					\$68,534
15-1121	Computer Systems Analysts	15,889	\$46.58	\$34.78	\$43.30	\$54.62	\$96,885
15-1151	Computer User Support Specialists	13,860	\$27.45	\$19.97	\$25.00	\$31.27	\$57,097
49-2011	Computer, Automated Teller & Office Machine Repairers	2,170	\$18.38	\$13.81	\$17.15	\$21.54	\$38,221
39-6012	Concierges	562	\$14.66	\$12.54	\$14.08	\$16.42	\$30,492
19-1031	Conservation Scientists	1,100	\$28.14	\$22.01	\$25.54	\$33.13	\$58,526
47-4011	Construction & Building Inspectors	2,090	\$33.57	\$28.44	\$33.45	\$38.76	\$69,822
47-4099	Construction & Related Workers, All Other	960	\$23.63	\$15.79	\$23.29	\$28.28	\$49,149
47-2061	Construction Laborers	19,310	\$21.17	\$15.02	\$18.60	\$27.02	\$44,031
11-9021	Construction Managers	5,091	\$47.93	\$36.80	\$45.19	\$56.54	\$99,693
47-1011	Construction Supervisors of Trades & Extraction Workers	11,625	\$36.88	\$28.81	\$36.42	\$44.64	\$76,713
47-3019	Construction Trades Helpers, All Other	205	\$16.30	\$12.28	\$15.21	\$18.30	\$33,887
47-5041	Continuous Mining Machine Operators	155	\$27.26	\$21.03	\$25.28	\$28.57	\$56,698
49-9012	Control & Valve Installers & Repairers (Not Mech Door)	680	\$29.24	\$22.38	\$30.01	\$36.23	\$60,815
53-7011	Conveyor Operators & Tenders	732	\$19.38	\$13.88	\$18.38	\$24.17	\$40,311
35-2019	Cooks, All Other	269	\$15.25	\$11.82	\$14.18	\$17.59	\$31,718
35-2011	Cooks, Fast Food	8,338	\$10.94	\$9.61	\$10.31	\$11.64	\$22,767
35-2012	Cooks, Institution & Cafeteria	9,874	\$14.93	\$12.57	\$14.52	\$17.17	\$31,054
35-2014	Cooks, Restaurant	23,489	\$12.85	\$10.85	\$12.70	\$14.44	\$26,752
35-2015	Cooks, Short Order	4,270	\$11.70	\$10.09	\$11.27	\$13.01	\$24,330
51-9193	Cooling & Freezing Equipment Operators & Tenders	147	\$15.53	\$12.32	\$14.53	\$18.55	\$32,316
33-1011	Correctional Officer Supervisors	878	\$30.56	\$24.72	\$25.32	\$36.14	\$63,569
33-3012	Correctional Officers & Jailers	6,303	\$24.61	\$22.38	\$22.94	\$28.66	\$51,184
43-4021	Correspondence Clerks	41	\$25.75	\$16.12	\$18.65	\$39.41	\$53,542
13-1051	Cost Estimators	5,581	\$33.72	\$24.10	\$32.79	\$42.15	\$70,156
39-3092	Costume Attendants	67	\$20.67	\$15.61	\$20.02	\$25.17	\$42,989
21-1019	Counselors, All Other	230	\$22.80	\$16.44	\$20.97	\$27.30	\$47,423
41-2021	Counter & Rental Clerks	14,397	\$15.26	\$11.41	\$14.24	\$18.23	\$31,739
35-3022	Counter Attendants, Cafeteria/Concession & Coffee Shop	14,627	\$11.03	\$9.55	\$10.18	\$11.55	\$22,920
43-5021	Couriers & Messengers	1,414	\$14.48	\$12.30	\$14.21	\$16.80	\$30,120
23-2091	Court Reporters	223	\$26.65	\$11.63	\$27.60	\$38.74	\$55,413
43-4031	Court, Municipal & License Clerks	2,875	\$21.84	\$18.16	\$21.37	\$25.67	\$45,433
53-7021	Crane & Tower Operators	1,309	\$35.39	\$28.58	\$36.25	\$43.15	\$73,608
13-2041	Credit Analysts	838	\$40.67	\$28.43	\$37.05	\$50.07	\$84,595
43-4041	Credit Authorizers, Checkers & Clerks	489	\$22.30	\$16.88	\$19.92	\$23.70	\$46,367
13-2071	Credit Counselors	508	\$21.44	\$17.58	\$20.93	\$24.33	\$44,574
25-1111	Criminal Justice & Law Enforcement Teachers, Postsec	247					\$50,922
33-9091	Crossing Guards	869	\$21.11	\$12.90	\$21.46	\$27.19	\$43,909
51-9021	Crush/Grind/Polishing Machine Setters/Operators & Tenders	733	\$16.40	\$13.18	\$16.24	\$19.14	\$34,107
25-4012	Curators	228	\$29.27	\$21.77	\$27.34	\$35.36	\$60,889

SOC code	Washington Statewide Occupational title	Estimated employment	Average wage	Percentiles			Annual wage
				25th	50th	75th	
43-4051	Customer Service Representatives	47,656	\$17.77	\$13.48	\$17.06	\$21.07	\$36,960
51-4031	Cut/Punch/Press Mach Setters/Oprs/Tenders, Metal/Plastic	2,519	\$18.71	\$13.81	\$17.02	\$21.27	\$38,912
51-9031	Cutters & Trimmers, Hand		\$15.19	\$12.68	\$14.87	\$17.50	\$31,593
51-9032	Cutting & Slicing Machine Setters/Operators & Tenders	1,493	\$17.70	\$13.68	\$16.75	\$21.47	\$36,805
43-9021	Data Entry Keyers	2,664	\$16.79	\$12.93	\$16.25	\$20.27	\$34,910
15-1141	Database Administrators	2,233	\$44.74	\$34.66	\$45.64	\$55.42	\$93,042
41-9011	Demonstrators & Product Promoters		\$12.76	\$10.71	\$11.77	\$13.25	\$26,541
31-9091	Dental Assistants	9,792	\$19.79	\$16.57	\$19.69	\$22.87	\$41,170
29-2021	Dental Hygienists	5,785	\$44.54	\$40.16	\$44.47	\$49.53	\$92,646
51-9081	Dental Laboratory Technicians	961	\$21.61	\$17.86	\$21.33	\$24.41	\$44,947
29-1029	Dentists, All Other Specialists	130					\$173,774
29-1021	Dentists, General	2,250					\$180,375
27-1029	Designers, All Other	182	\$30.25	\$24.45	\$31.19	\$36.93	\$62,917
43-9031	Desktop Publishers	240	\$22.90	\$16.36	\$22.71	\$29.71	\$47,646
33-3021	Detectives & Criminal Investigators	1,625	\$46.50	\$39.12	\$45.21	\$54.98	\$96,728
29-2032	Diagnostic Medical Sonographers	1,402	\$40.24	\$34.87	\$40.63	\$45.69	\$83,703
29-2051	Dietetic Technicians	734	\$17.36	\$13.49	\$16.94	\$20.73	\$36,107
29-1031	Dietitians & Nutritionists	1,541	\$31.32	\$26.78	\$31.87	\$36.27	\$65,158
35-9011	Dining Room & Cafeteria Attendants & Bartender Helpers	8,565	\$11.48	\$9.56	\$10.02	\$11.60	\$23,870
21-2021	Directors, Religious Activities & Education	141	\$27.60	\$17.75	\$23.91	\$37.48	\$57,411
35-9021	Dishwashers	12,051	\$10.87	\$9.69	\$10.57	\$11.56	\$22,603
43-5032	Dispatchers (Except Police, Fire & Ambulance)	3,924	\$22.05	\$16.11	\$20.59	\$26.89	\$45,859
17-3019	Drafters, All Other	721	\$27.69	\$21.32	\$27.32	\$33.09	\$57,604
51-4032	Drilling/Boring Machine Tool Setters/Oprs/Tenders	213	\$15.96	\$12.89	\$14.59	\$17.51	\$33,191
53-3031	Driver/Sales Workers	7,873	\$13.51	\$9.81	\$11.82	\$15.00	\$28,101
47-2081	Drywall & Ceiling Tile Installers	2,578	\$23.96	\$18.37	\$23.08	\$31.43	\$49,828
47-5021	Earth Drillers, Except Oil & Gas	296	\$28.31	\$22.76	\$28.17	\$34.53	\$58,887
25-1063	Economics Teachers, Postsecondary	235					\$70,309
19-3011	Economists	343	\$41.23	\$34.34	\$38.86	\$45.90	\$85,761
27-3041	Editors	2,362	\$31.83	\$20.48	\$27.64	\$37.92	\$66,202
11-9031	Educ Administrators, Preschool/Childcare Center/Program	1,083	\$21.70	\$15.92	\$18.93	\$25.89	\$45,142
11-9039	Education Administrators, All Other	726	\$34.61	\$22.93	\$33.27	\$44.61	\$71,992
11-9032	Education Administrators, Elementary & Secondary School	4,223					\$104,713
11-9033	Education Administrators, Postsecondary	2,027	\$47.42	\$34.73	\$42.02	\$51.33	\$98,629
25-1081	Education Teachers, Postsecondary	1,364					\$63,698
25-9099	Education, Training & Library Workers, All Other	3,149	\$23.76	\$17.93	\$22.41	\$28.22	\$49,421
21-1012	Educational, Guidance, Vocational & School Counselors	4,641	\$28.43	\$23.15	\$28.66	\$34.10	\$59,135
49-2092	Electric Motor, Power Tool & Related Repairers	488	\$25.31	\$17.49	\$22.71	\$32.76	\$52,652
51-2022	Electrical & Electronic Equipment Assemblers	4,357	\$17.29	\$13.68	\$16.35	\$19.55	\$35,970
17-3012	Electrical & Electronics Drafters	968	\$37.04	\$28.62	\$37.59	\$45.70	\$77,051
17-3023	Electrical & Electronics Engineering Technicians	2,455	\$31.36	\$24.71	\$31.02	\$36.63	\$65,229
17-2071	Electrical Engineers	5,693	\$50.09	\$39.48	\$48.69	\$60.00	\$104,185
49-9051	Electrical Power Line Installers & Repairers	2,260	\$40.48	\$38.38	\$41.70	\$45.64	\$84,211
49-2093	Electrical/Electronics Install/Repair, Transp Equip	422	\$30.46	\$24.06	\$31.30	\$36.15	\$63,361
49-2094	Electrical/Electronics Repairers, Comm & Industrial Equip	1,480	\$33.83	\$28.70	\$33.12	\$40.44	\$70,358
49-2095	Electrical/Electronics Repairers, Powerhouse/Relay	272	\$42.65	\$40.22	\$43.25	\$46.28	\$88,713
47-3013	Electrician Helpers	450	\$15.62	\$12.75	\$14.47	\$17.70	\$32,489
47-2111	Electricians	12,902	\$31.96	\$24.50	\$31.41	\$40.21	\$66,467
51-2023	Electromechanical Equipment Assemblers	732	\$17.67	\$14.16	\$17.06	\$20.72	\$36,754
17-3024	Electromechanical Technicians	224	\$39.34	\$30.43	\$41.66	\$46.25	\$81,827
49-2096	Electronic Equipment Installers & Repairers, Motor Vehicles	181	\$23.64	\$16.11	\$25.32	\$28.75	\$49,174
49-2097	Electronic Home Entertainment Equip Install/Repair	415	\$23.43	\$17.28	\$24.16	\$28.83	\$48,727
17-2072	Electronics Engineers, Except Computer	2,809	\$51.11	\$40.35	\$50.51	\$60.94	\$106,315
25-2021	Elementary School Teachers, Except Special Education	27,342					\$61,031
47-4021	Elevator Installers & Repairers	53	\$42.97	\$23.01	\$52.00	\$57.38	\$89,370
43-4061	Eligibility Interviewers, Government Programs	1,675	\$22.06	\$18.14	\$23.07	\$25.60	\$45,880
39-4011	Embalmers	23	\$25.44	\$20.64	\$25.33	\$29.65	\$52,922
11-9161	Emergency Management Directors	133	\$41.58	\$32.54	\$40.61	\$50.10	\$86,492
29-2041	Emergency Medical Technicians & Paramedics	2,884	\$28.20	\$16.93	\$24.50	\$41.26	\$58,658
51-2031	Engine & Other Machine Assemblers	738	\$20.33	\$17.52	\$20.25	\$22.95	\$42,270
25-1032	Engineering Teachers, Postsecondary	702					\$90,314
17-3029	Engineering Technicians, Except Drafters, All Other	1,870	\$36.05	\$30.74	\$36.94	\$42.85	\$74,973

SOC code	Washington Statewide Occupational title	Estimated employment	Average wage	Percentiles			Annual wage
				25th	50th	75th	
17-2199	Engineers, All Other	3,721	\$43.80	\$29.19	\$44.28	\$56.36	\$91,105
25-1123	English Language & Literature Teachers, Postsecondary	1,743					\$55,464
27-2099	Entertainers/Performers/Sports & Related Workers, All Other	229					
39-3099	Entertainment Attendants & Related Workers, All Other	371	\$12.51	\$11.13	\$12.66	\$13.95	\$26,006
17-3025	Environmental Engineering Technicians	294	\$30.31	\$26.91	\$32.45	\$35.66	\$63,038
17-2081	Environmental Engineers	1,411	\$45.44	\$36.96	\$44.32	\$53.51	\$94,502
19-4091	Environmental Science & Protection Techs (Inc Health)	914	\$25.21	\$17.88	\$24.92	\$32.06	\$52,422
25-1053	Environmental Science Teachers, Postsecondary	74					\$108,850
19-2041	Environmental Scientists & Specialists (Inc Health)	3,934	\$37.22	\$26.54	\$34.46	\$45.91	\$77,427
19-1041	Epidemiologists	297	\$43.56	\$32.71	\$39.84	\$46.44	\$90,598
51-9194	Etchers & Engravers	240	\$19.36	\$12.64	\$17.77	\$24.75	\$40,265
53-7032	Excavating & Loading Machine & Dragline Operators	875	\$29.89	\$24.72	\$29.57	\$35.06	\$62,170
43-6011	Executive Secretaries & Administrative Assistants	11,213	\$26.24	\$20.60	\$25.76	\$30.70	\$54,587
29-1128	Exercise Physiologists	40	\$23.18	\$15.16	\$22.47	\$29.84	\$48,204
47-5031	Explosives Workers, Ordnance Handling Experts & Blasters		\$33.15	\$31.41	\$33.41	\$35.46	\$68,950
47-5081	Extraction Worker Helpers	65	\$18.33	\$14.56	\$18.01	\$22.02	\$38,133
47-5099	Extraction Workers, All Other		\$21.78	\$12.34	\$25.41	\$28.45	\$45,288
51-9041	Extrude/Form/Press/Compact Mach Setters/Oprs/Tenders	851	\$16.77	\$12.97	\$15.69	\$19.72	\$34,881
51-4021	Extruding/Drawing Mach Setters/Oprs/Tenders, Metal/Plastic	1,378	\$19.31	\$14.36	\$18.44	\$22.87	\$40,153
51-6091	Extruding/Forming Mach Set/Oprs/Tenders, Synthetic/Glass		\$14.73	\$11.88	\$14.02	\$17.33	\$30,626
51-6092	Fabric & Apparel Patternmakers	47	\$17.69	\$12.37	\$16.95	\$22.13	\$36,794
45-4021	Fallers	478	\$25.51	\$20.18	\$23.94	\$31.89	\$53,060
29-1062	Family & General Practitioners	1,835					\$193,262
25-9021	Farm & Home Management Advisors	119	\$22.36	\$17.04	\$21.30	\$27.44	\$46,501
49-3041	Farm Equipment Mechanics & Service Technicians	748	\$19.24	\$15.29	\$18.75	\$22.57	\$40,016
45-2092	Farm Workers & Laborers/Crop/Nursery & Greenhouse	8,411	\$13.04	\$10.03	\$11.33	\$14.14	\$27,128
45-2093	Farm Workers, Farm/Ranch/Aquacultural Animals	416	\$15.11	\$10.97	\$13.74	\$17.26	\$31,435
11-9013	Farmers, Ranchers, & Other Agricultural Managers	143	\$36.18	\$28.75	\$34.13	\$40.11	\$75,236
45-1011	Farming, Fishing & Forestry Worker Supervisors	753	\$25.65	\$16.36	\$25.50	\$34.03	\$53,354
27-1022	Fashion Designers	122	\$32.55	\$25.31	\$31.83	\$36.64	\$67,703
47-4031	Fence Erectors	658	\$17.54	\$15.60	\$17.44	\$19.78	\$36,482
51-2091	Fiberglass Laminators & Fabricators	769	\$15.61	\$12.51	\$14.77	\$17.73	\$32,469
43-4071	File Clerks	2,274	\$15.54	\$11.32	\$14.20	\$18.62	\$32,322
27-4032	Film & Video Editors	210	\$24.51	\$16.55	\$22.61	\$31.43	\$50,982
43-3099	Financial Clerks, All Other	687	\$20.16	\$16.34	\$19.42	\$22.74	\$41,942
13-2061	Financial Examiners	422	\$38.74	\$27.91	\$36.29	\$44.03	\$80,590
11-3031	Financial Managers	11,313	\$54.83	\$36.65	\$50.15	\$65.86	\$114,031
13-2099	Financial Specialists, All Other		\$31.88	\$22.65	\$29.58	\$39.21	\$66,303
27-1013	Fine Artists, Including Painters, Sculptors & Illustrators	384	\$34.71	\$22.69	\$33.81	\$44.56	\$72,195
33-2011	Fire Fighters	7,483	\$31.91	\$24.70	\$34.00	\$41.33	\$66,369
33-1021	Fire Fighting & Prevention Worker Supervisors	1,924	\$43.35	\$37.86	\$44.29	\$51.82	\$90,148
33-2021	Fire Inspectors & Investigators	174	\$44.95	\$38.61	\$44.74	\$52.34	\$93,509
33-3031	Fish & Game Wardens	125	\$29.95	\$27.54	\$31.99	\$33.55	\$62,292
45-3011	Fishers & Related Fishing Workers	103	\$22.25	\$12.45	\$21.89	\$32.52	\$46,291
39-9031	Fitness Trainers & Aerobics Instructors	7,194	\$20.04	\$12.83	\$17.03	\$25.64	\$41,681
47-2042	Floor Layers, Except Carpet, Wood & Hard Tiles	582	\$22.23	\$17.09	\$20.36	\$27.53	\$46,240
47-2043	Floor Sanders & Finishers		\$20.96	\$19.36	\$21.05	\$22.73	\$43,596
27-1023	Floral Designers	1,222	\$13.95	\$10.80	\$13.35	\$16.43	\$29,020
51-3092	Food Batchmakers	2,653	\$15.26	\$11.11	\$14.33	\$18.49	\$31,736
51-3093	Food Cooking Machine Operators & Tenders	432	\$15.53	\$12.78	\$15.34	\$18.21	\$32,306
35-9099	Food Preparation & Serving Related Workers, All Other	893	\$11.65	\$9.69	\$10.77	\$12.32	\$24,228
35-1012	Food Preparation & Serving Worker Supervisors	16,206	\$17.18	\$12.45	\$16.00	\$20.99	\$35,734
35-2021	Food Preparation Workers	21,289	\$11.84	\$9.74	\$10.97	\$12.69	\$24,627
51-3099	Food Processing Workers, All Other	484	\$13.48	\$9.97	\$11.82	\$15.44	\$28,021
19-1012	Food Scientists & Technologists	196	\$30.75	\$19.85	\$31.27	\$38.50	\$63,971
35-3041	Food Servers, Nonrestaurant	5,160	\$11.24	\$9.61	\$10.51	\$11.78	\$23,380
11-9051	Food Service Managers	2,994	\$25.88	\$20.11	\$24.50	\$29.99	\$53,811
51-3091	Food/Tobacco Roasting/Baking/Drying Mach Oprs/Tenders	487	\$16.04	\$12.66	\$15.51	\$18.40	\$33,364
25-1124	Foreign Language & Literature Teachers, Postsecondary	638					\$57,279
19-4092	Forensic Science Technicians	282	\$28.93	\$22.41	\$28.96	\$34.97	\$60,169
19-4093	Forest & Conservation Technicians	1,286	\$18.40	\$13.79	\$16.48	\$21.73	\$38,287
45-4011	Forest & Conservation Workers	570	\$12.86	\$9.44	\$9.56	\$14.71	\$26,743

SOC code	Washington Statewide Occupational title	Estimated employment	Average wage	Percentiles 25th	Percentiles 50th	Percentiles 75th	Annual wage
19-1032	Foresters	315	\$30.94	\$26.93	\$28.94	\$34.87	\$64,336
25-1043	Forestry & Conservation Science Teachers, Postsecondary	80					\$99,115
51-4022	Forging Machine Setters/Operators & Tenders/Metal/Plastic	124	\$20.49	\$17.08	\$20.98	\$23.37	\$42,616
51-4071	Foundry Mold & Coremakers	312	\$15.40	\$11.67	\$14.58	\$18.20	\$32,021
13-1131	Fundraisers	1,877	\$26.09	\$20.15	\$24.48	\$30.70	\$54,268
39-4021	Funeral Attendants	218	\$12.93	\$10.48	\$11.50	\$15.57	\$26,885
11-9061	Funeral Service Managers	66	\$32.24	\$26.01	\$32.09	\$37.94	\$67,074
51-9051	Furnace/Kiln/Oven/Drier & Kettle Operators & Tenders	680	\$18.17	\$13.40	\$16.44	\$21.86	\$37,782
51-7021	Furniture Finishers	250	\$18.52	\$14.01	\$17.87	\$22.99	\$38,545
39-3012	Gaming & Sports Book Writers & Runners	406	\$12.66	\$10.01	\$11.17	\$13.17	\$26,333
43-3041	Gaming Cage Workers	722	\$12.72	\$9.78	\$11.69	\$14.79	\$26,446
41-2012	Gaming Change Persons & Booth Cashiers	838	\$12.81	\$10.14	\$12.01	\$14.86	\$26,646
39-3011	Gaming Dealers	5,710	\$11.34	\$9.53	\$9.62	\$11.27	\$23,594
11-9071	Gaming Managers	166	\$36.55	\$26.14	\$33.85	\$43.21	\$76,027
39-3019	Gaming Service Workers, All Other		\$13.93	\$9.72	\$11.72	\$15.90	\$28,959
39-1011	Gaming Supervisors	885	\$23.77	\$18.62	\$23.83	\$28.48	\$49,437
33-9031	Gaming Surveillance Officers & Gaming Investigators	634	\$16.35	\$12.34	\$14.49	\$19.86	\$33,997
51-8092	Gas Plant Operators	296	\$27.19	\$19.04	\$30.24	\$34.58	\$56,550
11-1021	General & Operations Managers		\$57.92	\$36.67	\$50.30	\$71.18	\$120,470
29-9092	Genetic Counselors	37	\$36.67	\$32.63	\$36.44	\$41.95	\$76,271
19-3092	Geographers	31	\$40.02	\$33.17	\$40.48	\$47.00	\$83,247
25-1064	Geography Teachers, Postsecondary	145					\$61,517
19-4041	Geological & Petroleum Technicians	54	\$19.61	\$15.17	\$18.47	\$26.05	\$40,792
19-2042	Geoscientists, Except Hydrologists & Geographers	980	\$42.22	\$30.26	\$39.53	\$51.58	\$87,830
47-2121	Glaziers	1,141	\$26.97	\$19.51	\$24.07	\$33.42	\$56,090
45-2041	Graders & Sorters, Agricultural Products	3,291	\$12.48	\$9.67	\$11.18	\$14.09	\$25,953
27-1024	Graphic Designers	4,247	\$26.83	\$19.08	\$25.43	\$33.13	\$55,799
51-4033	Grind/Lap/Polish/Buff Machine Setters/Oprs/Tenders	1,182	\$17.06	\$13.30	\$16.20	\$18.68	\$35,492
51-9022	Grinding & Polishing Workers, Hand	868	\$16.42	\$12.35	\$15.07	\$18.53	\$34,138
37-3019	Grounds Maintenance Workers, All Other	157	\$17.89	\$12.53	\$16.07	\$23.34	\$37,226
39-5012	Hairdressers, Hairstylists & Cosmetologists	8,598	\$17.05	\$11.37	\$14.08	\$20.24	\$35,479
47-4041	Hazardous Materials Removal Workers	956	\$24.38	\$18.26	\$23.36	\$28.35	\$50,709
17-2111	Health & Safety Engineers, Except Mining	551	\$47.08	\$38.95	\$46.38	\$55.50	\$97,929
29-1199	Health Diagnosing & Treating Practitioners, All Other	1,091	\$38.09	\$27.58	\$37.28	\$46.24	\$79,242
21-1091	Health Educators	1,427	\$26.95	\$19.20	\$25.06	\$33.36	\$56,052
25-1071	Health Specialties Teachers, Postsecondary	3,358					\$136,835
29-2099	Health Technologists & Technicians, All Other	3,480	\$24.92	\$17.80	\$22.84	\$30.55	\$51,844
29-9099	Healthcare Practitioners & Technical Workers, All Other	1,102	\$28.47	\$19.83	\$25.55	\$37.81	\$59,216
21-1022	Healthcare Social Workers	3,004	\$27.88	\$21.67	\$27.34	\$33.94	\$58,009
31-9099	Healthcare Support Workers, All Other	3,934	\$17.84	\$14.67	\$17.33	\$20.46	\$37,124
29-2092	Hearing Aid Specialists	279	\$29.74	\$22.11	\$27.78	\$34.56	\$61,862
51-4191	Heat Treating Equip Setters/Oprs/Tenders, Metal/Plastic	277	\$20.92	\$13.55	\$17.40	\$24.87	\$43,502
49-9021	Heating/Air Cond/Refrigeration Mechanics & Installers	4,025	\$27.19	\$19.98	\$26.06	\$32.15	\$56,556
53-1021	Helper/Laborer & Material Mover(hand) Supervisors	3,154	\$26.97	\$19.30	\$25.16	\$33.75	\$56,100
47-4051	Highway Maintenance Workers	2,248	\$22.68	\$20.29	\$21.98	\$26.15	\$47,183
19-3093	Historians	14	\$34.29	\$29.20	\$33.92	\$40.69	\$71,333
25-1125	History Teachers, Postsecondary	424					\$65,502
53-7041	Hoist & Winch Operators	41	\$26.17	\$17.00	\$19.18	\$36.75	\$54,423
49-9031	Home Appliance Repairers	774	\$18.67	\$14.18	\$17.77	\$22.70	\$38,830
25-1192	Home Economics Teachers, Postsecondary	221					\$54,693
31-1011	Home Health Aides	8,244	\$12.80	\$10.85	\$12.27	\$14.09	\$26,640
35-9031	Hosts & Hostesses, Restaurant, Lounge & Coffee Shop	6,870	\$11.45	\$9.71	\$10.79	\$11.99	\$23,819
43-4081	Hotel, Motel & Resort Desk Clerks	4,616	\$11.70	\$10.14	\$11.14	\$12.40	\$24,335
37-1011	Housekeeping & Janitorial Worker Supervisors	2,422	\$19.54	\$14.61	\$18.84	\$23.02	\$40,639
13-1071	Human Resource Specialists	11,902	\$33.21	\$23.29	\$30.22	\$40.05	\$69,082
43-4161	Human Resources Assistants, Except Payroll & Timekeeping	2,619	\$19.49	\$16.20	\$19.44	\$22.65	\$40,552
11-3121	Human Resources Managers	2,992	\$55.98	\$41.38	\$53.37	\$67.21	\$116,434
19-2043	Hydrologists	347	\$43.59	\$36.07	\$39.84	\$51.68	\$90,659
17-3026	Industrial Engineering Technicians	2,271					
17-2112	Industrial Engineers	6,901	\$47.57	\$38.22	\$47.18	\$57.33	\$98,943
49-9041	Industrial Machinery Mechanics	6,461	\$27.20	\$20.87	\$26.18	\$32.91	\$56,576
11-3051	Industrial Production Managers	2,635	\$49.86	\$34.90	\$46.89	\$61.55	\$103,709

SOC code	Washington Statewide Occupational title	Estimated employment	Average wage	Percentiles			Annual wage
				25th	50th	75th	
53-7051	Industrial Truck & Tractor Operators	12,660	\$19.90	\$14.11	\$18.12	\$23.03	\$41,379
43-4199	Information & Record Clerks, All Other	3,325	\$19.22	\$15.68	\$18.96	\$22.62	\$39,984
15-1122	Information Security Analysts	1,993	\$48.25	\$39.82	\$49.57	\$56.48	\$100,363
51-9061	Inspectors, Testers, Sorters, Samplers & Weighers	11,340	\$25.87	\$17.34	\$23.29	\$34.63	\$53,823
49-9098	Installation, Maintenance & Repair Helpers	1,832	\$16.36	\$11.76	\$14.63	\$20.63	\$34,013
49-9099	Installation, Maintenance & Repair Workers, All Other	3,094	\$24.64	\$17.94	\$24.98	\$30.91	\$51,242
25-9031	Instructional Coordinators	1,855	\$29.59	\$24.08	\$28.94	\$34.62	\$61,538
47-2131	Insulation Workers, Floor, Ceiling & Wall	701	\$22.95	\$15.21	\$19.63	\$30.32	\$47,740
47-2132	Insulation Workers, Mechanical	990	\$25.36	\$18.20	\$23.01	\$31.59	\$52,767
13-1032	Insurance Appraisers, Auto Damage	189	\$31.72	\$25.19	\$32.18	\$37.85	\$65,969
43-9041	Insurance Claims & Policy Processing Clerks	5,711	\$19.42	\$16.30	\$18.92	\$22.20	\$40,390
41-3021	Insurance Sales Agents	8,136	\$27.60	\$15.13	\$20.66	\$31.23	\$57,400
13-2053	Insurance Underwriters	1,743	\$37.90	\$29.12	\$35.63	\$45.21	\$78,836
27-1025	Interior Designers	1,585	\$25.17	\$19.26	\$23.83	\$29.07	\$52,341
29-1063	Internists, General	520					\$199,721
27-3091	Interpreters & Translators	1,067	\$22.01	\$17.61	\$21.91	\$26.27	\$45,781
43-4111	Interviewers, Except Eligibility & Loan	5,220	\$18.47	\$15.30	\$18.12	\$21.65	\$38,411
37-2011	Janitors & Cleaners, Except Maids & Housekeeping	40,122	\$14.34	\$10.95	\$13.70	\$17.08	\$29,807
51-9071	Jewelers & Precious Stone & Metal Workers	392	\$21.25	\$16.87	\$21.03	\$26.11	\$44,214
23-1023	Judges, Magistrate Judges & Magistrates	921	\$51.38	\$37.36	\$47.67	\$68.20	\$106,872
23-1012	Judicial Law Clerks	359	\$26.33	\$21.75	\$23.72	\$29.60	\$54,764
25-2012	Kindergarten Teachers, Except Special Education	4,047					\$54,714
13-1075	Labor Relations Specialists	2,106	\$35.43	\$25.39	\$34.29	\$44.10	\$73,685
53-7062	Laborers & Freight, Stock & Material Movers, Hand	45,859	\$15.06	\$11.08	\$13.63	\$17.50	\$31,314
17-1012	Landscape Architects	721	\$31.09	\$22.85	\$31.32	\$36.76	\$64,651
37-3011	Landscaping & Groundskeeping Workers	18,964	\$15.37	\$11.59	\$13.86	\$17.56	\$31,963
37-1012	Landscaping/Lawn & Groundskeeping Worker Supervisors	1,906	\$24.43	\$19.97	\$22.99	\$28.00	\$50,817
51-4034	Lathe Tool Setters/Operators/Tenders, Metal/Plastic	507	\$18.79	\$14.11	\$18.24	\$22.80	\$39,095
51-6011	Laundry & Dry-Cleaning Workers	3,060	\$12.65	\$10.37	\$11.74	\$14.53	\$26,311
25-1112	Law Teachers, Postsecondary	161					\$105,564
23-1011	Lawyers	10,690	\$58.86	\$36.38	\$51.61	\$72.70	\$122,427
51-4192	Layout Workers, Metal & Plastic	734	\$27.57	\$21.89	\$27.95	\$31.55	\$57,355
43-6012	Legal Secretaries	4,059	\$22.56	\$17.05	\$21.64	\$27.83	\$46,925
23-2099	Legal Support Workers, All Other	730	\$28.98	\$22.16	\$27.08	\$35.00	\$60,280
11-1031	Legislators						\$96,216
25-4021	Librarians	3,159	\$31.43	\$26.88	\$32.36	\$36.19	\$65,371
43-4121	Library Assistants, Clerical	2,203	\$13.70	\$11.40	\$13.34	\$15.07	\$28,496
25-1082	Library Science Teachers, Postsecondary	142					\$73,077
25-4031	Library Technicians	2,895	\$18.86	\$14.57	\$19.45	\$22.67	\$39,230
19-1099	Life Scientists, All Other	217	\$39.71	\$32.70	\$34.39	\$40.83	\$82,598
19-4099	Life, Physical & Social Science Technicians, All Other	1,020	\$26.69	\$20.83	\$26.33	\$32.03	\$55,505
33-9092	Lifeguards/Ski Patrol & Recreational Protective Svc Workers	2,565	\$11.88	\$9.92	\$10.90	\$11.88	\$24,729
43-4131	Loan Interviewers & Clerks	4,340	\$17.77	\$13.89	\$17.24	\$21.28	\$36,960
13-2072	Loan Officers	6,449	\$33.94	\$22.12	\$30.26	\$41.98	\$70,603
39-3093	Locker Room, Coatroom & Dressing Room Attendants	363	\$11.62	\$9.68	\$10.75	\$12.52	\$24,177
49-9094	Locksmiths & Safe Repairers	218	\$21.78	\$15.15	\$21.47	\$27.55	\$45,300
53-4011	Locomotive Engineers		\$35.08	\$26.52	\$39.36	\$44.56	\$72,967
11-9081	Lodging Managers	501	\$25.12	\$17.53	\$23.19	\$28.99	\$52,250
45-4023	Log Graders & Scalers	179	\$18.66	\$15.00	\$18.79	\$22.00	\$38,812
45-4022	Logging Equipment Operators	1,747	\$23.26	\$20.17	\$22.84	\$26.57	\$48,369
45-4029	Logging Workers, All Other	304	\$21.60	\$17.64	\$20.60	\$23.41	\$44,913
13-1081	Logisticians	5,755					
53-7063	Machine Feeders & Offbearers	2,020	\$15.49	\$11.65	\$14.02	\$18.54	\$32,239
51-4041	Machinists	8,179	\$23.40	\$17.26	\$22.03	\$28.16	\$48,662
29-2035	Magnetic Resonance Imaging Technologists	970	\$35.77	\$28.55	\$37.72	\$44.57	\$74,415
37-2012	Maids & Housekeeping Cleaners	16,645	\$11.73	\$9.92	\$11.02	\$12.50	\$24,412
43-9051	Mail Clerks & Mail Machine Oprs, Except Postal Service	915	\$16.88	\$13.25	\$16.54	\$19.94	\$35,113
49-9071	Maintenance & Repair Workers, General	28,520	\$20.57	\$15.10	\$19.36	\$25.59	\$42,775
49-9043	Maintenance Workers, Machinery	1,659	\$24.97	\$18.36	\$23.74	\$29.79	\$51,922
13-1111	Management Analysts	14,751	\$47.91	\$33.58	\$44.62	\$58.73	\$99,653
11-9199	Managers, All Other	7,372	\$53.61	\$38.99	\$50.72	\$64.37	\$111,516
39-5092	Manicurists & Pedicurists	3,470	\$13.41	\$10.65	\$11.85	\$15.97	\$27,886

SOC code	Washington Statewide Occupational title	Estimated employment	Average wage	Percentiles			Annual wage
				25th	50th	75th	
49-9095	Manufactured Building & Mobile Home Installers	28	\$14.56	\$10.53	\$12.89	\$18.11	\$30,291
17-2121	Marine Engineers & Naval Architects	619	\$44.33	\$36.15	\$43.08	\$49.48	\$92,220
13-1161	Market Research Analysts & Marketing Specialists	14,637	\$38.31	\$23.52	\$33.77	\$49.44	\$79,678
11-2021	Marketing Managers	4,807	\$66.67	\$47.34	\$63.22	\$80.57	\$138,681
21-1013	Marriage & Family Therapists	404	\$27.08	\$20.09	\$23.71	\$32.96	\$56,326
31-9011	Massage Therapists	4,332	\$24.39	\$16.53	\$23.88	\$32.46	\$50,735
53-7199	Material Moving Workers, All Other	808	\$22.07	\$11.02	\$15.94	\$31.65	\$45,903
15-2099	Mathematical Science Occupations, All Other	27	\$34.27	\$19.80	\$22.46	\$49.60	\$71,292
25-1022	Mathematical Science Teachers, Postsecondary	886					\$69,214
51-3022	Meat, Poultry & Fish Cutters & Trimmers	3,683	\$12.50	\$9.90	\$11.48	\$14.08	\$25,985
49-9011	Mechanical Door Repairers	465	\$20.04	\$16.14	\$19.98	\$23.68	\$41,679
17-3013	Mechanical Drafters	2,512	\$34.89	\$26.72	\$34.51	\$43.50	\$72,570
17-3027	Mechanical Engineering Technicians	738	\$29.72	\$23.16	\$29.01	\$35.96	\$61,822
17-2141	Mechanical Engineers	6,421	\$44.53	\$33.64	\$42.86	\$53.49	\$92,636
49-1011	Mechanics, Installers & Repairers Supervisors	9,316	\$34.03	\$26.89	\$33.51	\$40.66	\$70,784
27-4099	Media & Communication Equipment Workers, All Other	202	\$30.02	\$18.35	\$30.74	\$39.77	\$62,450
27-3099	Media & Communication Workers, All Other	268	\$27.50	\$17.23	\$24.00	\$36.22	\$57,208
29-2012	Medical & Clinical Laboratory Technicians	3,108	\$21.94	\$17.55	\$21.26	\$25.92	\$45,629
29-2011	Medical & Clinical Laboratory Technologists	3,917	\$32.32	\$27.41	\$32.33	\$37.19	\$67,216
11-9111	Medical & Health Services Managers	6,746	\$55.31	\$37.92	\$48.90	\$63.62	\$115,055
51-9082	Medical Appliance Technicians	164	\$20.15	\$14.65	\$18.25	\$24.83	\$41,924
31-9092	Medical Assistants	12,852	\$17.62	\$15.17	\$17.33	\$19.96	\$36,633
31-9093	Medical Equipment Preparers	1,651	\$17.92	\$14.08	\$17.15	\$20.70	\$37,277
49-9062	Medical Equipment Repairers	1,086	\$26.30	\$19.88	\$24.30	\$32.22	\$54,680
29-2071	Medical Records & Health Information Technicians	4,642	\$20.57	\$15.69	\$18.89	\$24.14	\$42,789
19-1042	Medical Scientists, Except Epidemiologists	4,039	\$39.55	\$23.47	\$30.46	\$44.82	\$82,273
43-6013	Medical Secretaries	10,614	\$19.86	\$16.43	\$19.32	\$23.20	\$41,303
31-9094	Medical Transcriptionists	1,547	\$21.09	\$15.69	\$19.51	\$25.45	\$43,868
13-1121	Meeting, Convention & Event Planners	1,644	\$24.83	\$18.57	\$22.66	\$29.48	\$51,662
21-1023	Mental Health & Substance Abuse Social Workers	2,066	\$22.85	\$17.66	\$21.86	\$27.60	\$47,525
21-1014	Mental Health Counselors	2,653	\$21.68	\$17.09	\$21.05	\$25.03	\$45,081
27-1026	Merchandise Displayers & Window Trimmers	2,443	\$14.61	\$11.49	\$13.98	\$16.90	\$30,399
51-4199	Metal Workers & Plastic Workers, All Other	758	\$19.79	\$12.90	\$17.59	\$23.55	\$41,161
51-4051	Metal-Refining Furnace Operators & Tenders	1,104	\$20.25	\$19.08	\$20.69	\$22.32	\$42,128
43-5041	Meter Readers, Utilities	470	\$22.81	\$19.42	\$22.86	\$26.97	\$47,443
19-1022	Microbiologists	557	\$33.95	\$24.91	\$32.25	\$39.33	\$70,613
25-2022	Middle School Teachers (Except Special Ed & Vocational)	9,208					\$61,883
51-4035	Milling/Planing Mach Setters, Oprs/Tenders, Metal/Plastic	433	\$22.40	\$15.66	\$20.45	\$28.49	\$46,596
49-9044	Millwrights	1,251	\$31.78	\$23.43	\$31.22	\$40.33	\$66,099
47-5042	Mine Cutting & Channeling Machine Operators		\$18.05	\$15.74	\$18.54	\$21.29	\$37,546
17-2151	Mining & Geological Engineers (Inc Mining Safety)	98	\$49.93	\$38.57	\$44.31	\$55.94	\$103,861
51-9023	Mixing & Blending Machine Setters, Operators & Tenders	1,270	\$17.45	\$12.86	\$16.21	\$20.47	\$36,275
49-3042	Mobile Heavy Equipment Mechanics, Except Engines	2,825	\$25.67	\$19.84	\$24.93	\$30.99	\$53,392
51-4061	Model Makers, Metal & Plastic	118	\$31.30	\$20.04	\$29.66	\$43.61	\$65,100
41-9012	Models		\$16.69	\$15.63	\$17.47	\$19.05	\$34,704
51-4072	Mold/Coremaking/Casting Mach Set/Oprs/Tend, Metal & Plastic	2,146	\$16.70	\$12.74	\$15.24	\$19.14	\$34,738
51-9195	Molders, Shapers & Casters, Except Metal & Plastic	988	\$18.80	\$15.67	\$17.97	\$21.89	\$39,095
39-4031	Morticians, Undertakers & Funeral Directors	346	\$22.98	\$17.79	\$22.53	\$27.71	\$47,802
39-3021	Motion Picture Projectionists	146	\$11.94	\$9.62	\$10.89	\$12.75	\$24,831
53-3099	Motor Vehicle Operators, All Other	918	\$18.34	\$10.84	\$17.04	\$25.65	\$38,156
49-3051	Motorboat Mechanics & Service Technicians	718	\$21.68	\$17.31	\$21.23	\$25.77	\$45,087
53-5022	Motorboat Operators	48	\$30.58	\$29.22	\$31.17	\$31.52	\$63,604
49-3052	Motorcycle Mechanics	264	\$18.83	\$14.57	\$18.64	\$22.86	\$39,164
27-1014	Multimedia Artists & Animators	1,970	\$36.92	\$24.49	\$35.26	\$46.77	\$76,798
51-4081	Multiple Machine Tool Setters/Oprs/Tenders, Metal/Plastic	964	\$18.88	\$14.42	\$17.46	\$21.88	\$39,278
25-4013	Museum Technicians & Conservators	381	\$17.92	\$11.35	\$16.39	\$22.53	\$37,273
27-2041	Music Directors & Composers	217					
49-9063	Musical Instrument Repairers & Tuners	228	\$19.17	\$13.18	\$18.22	\$25.82	\$39,854
27-2042	Musicians & Singers	988					
11-9121	Natural Sciences Managers	1,769	\$68.75	\$49.22	\$62.52	\$85.03	\$142,990
15-1142	Network & Computer Systems Administrators	7,362	\$40.70	\$32.56	\$40.77	\$47.95	\$84,656
43-4141	New Accounts Clerks	1,137	\$18.28	\$16.17	\$18.00	\$20.57	\$38,015



SOC code	Washington Statewide Occupational title	Estimated employment	Average wage	Percentiles			Annual wage
				25th	50th	75th	
39-2021	Nonfarm Animal Caretakers	4,564	\$12.73	\$10.31	\$11.37	\$13.58	\$26,497
17-2161	Nuclear Engineers	1,001	\$46.85	\$38.99	\$46.99	\$53.09	\$97,442
29-2033	Nuclear Medicine Technologists	463	\$41.00	\$35.50	\$41.26	\$46.37	\$85,295
19-4051	Nuclear Technicians	258	\$40.50	\$39.04	\$41.65	\$44.27	\$84,241
29-1151	Nurse Anesthetists	246					\$165,561
29-1161	Nurse Midwives	78	\$46.73	\$40.92	\$45.25	\$52.27	\$97,199
29-1171	Nurse Practitioners	2,388	\$49.01	\$42.01	\$48.56	\$56.51	\$101,934
29-2061	Nurses, Practical & Vocational (Licensed)	7,552	\$23.99	\$20.87	\$23.41	\$27.21	\$49,908
31-1014	Nursing Assistants	23,807	\$14.37	\$11.59	\$13.84	\$16.74	\$29,889
25-1072	Nursing Instructors & Teachers, Postsecondary	1,135					\$65,949
29-1064	Obstetricians & Gynecologists	515					\$222,495
29-9011	Occupational Health & Safety Specialists	2,335	\$37.06	\$29.50	\$37.37	\$44.16	\$77,082
29-9012	Occupational Health & Safety Technicians	365	\$25.75	\$17.12	\$23.73	\$33.84	\$53,578
29-1122	Occupational Therapists	2,350	\$39.58	\$34.28	\$40.39	\$45.56	\$82,314
31-2012	Occupational Therapy Aides	71	\$16.32	\$11.50	\$14.23	\$19.06	\$33,946
31-2011	Occupational Therapy Assistants	403	\$29.93	\$26.13	\$29.91	\$34.47	\$62,251
43-1011	Office & Administrative Support Worker Supervisors	25,432	\$27.23	\$20.27	\$25.09	\$32.87	\$56,637
43-9199	Office & Administrative Support Workers, All Other	6,893	\$17.35	\$13.39	\$16.18	\$20.52	\$36,087
43-9061	Office Clerks, General	43,804	\$15.83	\$12.42	\$15.07	\$18.32	\$32,941
43-9071	Office Machine Operators, Except Computer	1,037	\$16.70	\$13.24	\$16.09	\$20.22	\$34,747
47-2073	Operating Engineers & Construction Equipment Operators	7,212	\$28.40	\$22.69	\$28.42	\$34.05	\$59,070
15-2031	Operations Research Analysts	2,186	\$43.38	\$35.36	\$42.90	\$50.11	\$90,233
51-9083	Ophthalmic Laboratory Technicians	762	\$16.74	\$13.47	\$15.28	\$20.58	\$34,830
29-2057	Ophthalmic Medical Technicians	1,055	\$20.34	\$16.80	\$19.83	\$23.49	\$42,303
29-2081	Opticians, Dispensing	1,418	\$21.55	\$17.50	\$21.98	\$26.19	\$44,817
29-1041	Optometrists	598	\$55.20	\$26.14	\$50.82	\$65.12	\$114,812
29-1022	Oral & Maxillofacial Surgeons						\$206,850
43-4151	Order Clerks	4,902	\$17.74	\$13.96	\$17.19	\$21.10	\$36,889
31-1015	Orderlies	634	\$15.29	\$12.53	\$14.46	\$17.69	\$31,790
29-2091	Orthotists & Prosthetists	179	\$31.64	\$23.50	\$29.55	\$39.67	\$65,807
49-3053	Outdoor Power Equipment & Other Small Engine Mechanics	422	\$17.21	\$13.16	\$16.30	\$21.16	\$35,808
51-9111	Packaging & Filling Machine Operators & Tenders	6,732	\$14.25	\$10.84	\$13.03	\$16.85	\$29,629
53-7064	Packers & Packagers, Hand	17,678	\$12.84	\$9.82	\$11.43	\$14.14	\$26,718
47-3014	Painter, Paperhanger, Plasterer & Stucco Mason Helpers	395	\$14.86	\$12.99	\$14.75	\$16.96	\$30,908
47-2141	Painters, Construction & Maintenance	8,115	\$20.62	\$15.88	\$18.75	\$25.44	\$42,896
51-9122	Painters, Transportation Equipment	2,106	\$25.47	\$17.57	\$22.77	\$32.39	\$52,958
51-9123	Painting, Coating & Decorating Workers	277	\$19.79	\$13.57	\$17.44	\$22.79	\$41,151
51-9196	Paper Goods Machine Setters, Operators & Tenders	1,609	\$20.36	\$15.24	\$20.15	\$23.94	\$42,342
47-2142	Paperhangers	42	\$20.38	\$14.20	\$20.74	\$26.38	\$42,400
23-2011	Paralegals & Legal Assistants	5,354	\$27.59	\$21.83	\$27.00	\$32.47	\$57,380
33-3041	Parking Enforcement Workers	195	\$23.89	\$21.27	\$25.07	\$27.70	\$49,692
53-6021	Parking Lot Attendants	2,730	\$11.83	\$10.05	\$11.13	\$12.53	\$24,614
41-2022	Parts Salespersons	5,409	\$16.92	\$11.97	\$15.69	\$20.62	\$35,196
51-4062	Patternmakers, Metal & Plastic	64	\$29.78	\$26.10	\$31.63	\$34.98	\$61,935
47-2071	Paving, Surfacing & Tamping Equipment Operators	581	\$26.09	\$19.52	\$25.36	\$32.90	\$54,277
43-3051	Payroll & Timekeeping Clerks	3,586	\$21.41	\$17.37	\$21.11	\$24.94	\$44,530
29-1065	Pediatricians, General	303					\$192,928
39-9099	Personal Care & Service Workers, All Other	1,020	\$11.91	\$9.58	\$10.30	\$13.07	\$24,780
39-9021	Personal Care Aides	25,448	\$12.10	\$10.47	\$11.41	\$13.11	\$25,158
13-2052	Personal Financial Advisors	3,803	\$58.82	\$29.58	\$45.79	\$77.95	\$122,356
39-1021	Personal Service Worker Supervisors	3,483	\$20.22	\$14.63	\$18.56	\$24.57	\$42,059
37-2021	Pest Control Workers	710	\$20.42	\$16.38	\$18.60	\$22.51	\$42,468
37-3012	Pesticide Handlers, Sprayers & Applicators, Vegetation	492	\$15.82	\$13.09	\$15.24	\$17.86	\$32,893
17-2171	Petroleum Engineers	166	\$69.41	\$50.28	\$63.58	\$83.01	\$144,359
51-8093	Petroleum Pump System/Refinery Operators & Gaugers	1,006	\$35.07	\$26.74	\$32.64	\$42.93	\$72,948
29-1051	Pharmacists	5,668	\$58.22	\$52.94	\$59.04	\$66.70	\$121,098
31-9095	Pharmacy Aides	1,040	\$14.35	\$11.89	\$13.90	\$16.67	\$29,838
29-2052	Pharmacy Technicians	7,175	\$19.65	\$16.70	\$19.57	\$22.51	\$40,863
25-1126	Philosophy & Religion Teachers, Postsecondary	558					\$64,377
31-9097	Phlebotomists	1,821	\$17.24	\$14.69	\$16.96	\$19.20	\$35,857
27-4021	Photographers	1,124	\$15.85	\$9.82	\$12.01	\$18.21	\$32,954
51-9151	Photographic Process Wrks & Processing Mach Oprs	630	\$16.36	\$10.61	\$14.12	\$21.22	\$34,016

SOC code	Washington Statewide Occupational title	Estimated employment	Average wage	Percentiles			Annual wage
				25th	50th	75th	
19-2099	Physical Scientists, All Other	354	\$49.88	\$42.01	\$50.15	\$55.91	\$103,739
31-2022	Physical Therapist Aides	784	\$13.93	\$11.31	\$13.17	\$15.02	\$28,980
31-2021	Physical Therapist Assistants	1,274	\$27.24	\$22.29	\$27.43	\$32.87	\$56,662
29-1123	Physical Therapists	4,749	\$40.79	\$34.68	\$40.55	\$46.70	\$84,849
29-1071	Physician Assistants	1,987	\$52.35	\$43.77	\$51.72	\$62.48	\$108,890
29-1069	Physicians & Surgeons, All Other	4,584					\$213,197
19-2012	Physicists	608	\$57.05	\$39.77	\$50.68	\$70.46	\$118,665
25-1054	Physics Teachers, Postsecondary	394					\$77,214
47-2072	Pile-Driver Operators	184	\$34.12	\$23.82	\$38.81	\$43.21	\$70,967
47-3015	Pipelayer, Plumber, Pipefitter & Steamfitter Helpers	716	\$22.84	\$16.56	\$24.69	\$27.82	\$47,507
47-2151	Pipelayers	1,351	\$26.01	\$21.26	\$26.19	\$31.15	\$54,114
51-8099	Plant & System Operators, All Other	380	\$29.76	\$26.89	\$30.54	\$32.71	\$61,894
47-2161	Plasterers & Stucco Masons	480	\$25.76	\$15.99	\$25.20	\$35.68	\$53,577
51-4193	Plating/Coating Machine Setters/Oprs/Tenders, Metal/Plastic	317	\$18.70	\$14.06	\$18.17	\$22.64	\$38,881
47-2152	Plumbers, Pipefitters, & Steamfitters	8,081	\$31.34	\$22.34	\$29.51	\$38.69	\$65,201
29-1081	Podiatrists	109	\$59.03	\$45.50	\$62.34	\$70.99	\$122,792
33-1012	Police & Detective Supervisors	2,099	\$46.71	\$39.59	\$46.16	\$54.45	\$97,157
33-3051	Police & Sheriff's Patrol Officers	8,028	\$35.49	\$31.23	\$35.71	\$41.50	\$73,818
43-5031	Police, Fire & Ambulance Dispatchers	1,942	\$25.93	\$21.81	\$25.95	\$29.84	\$53,937
25-1065	Political Science Teachers, Postsecondary	472					\$75,368
19-3094	Political Scientists	95	\$35.01	\$25.26	\$30.13	\$41.60	\$72,823
43-5051	Postal Service Clerks	1,409	\$24.16	\$24.87	\$27.12	\$27.13	\$50,264
43-5052	Postal Service Mail Carriers	6,003	\$25.60	\$24.85	\$27.91	\$27.92	\$53,247
43-5053	Postal Svc Mail Sorters/Processors/Processing Mach Oprs	2,324	\$24.10	\$25.12	\$26.60	\$26.61	\$50,122
11-9131	Postmasters & Mail Superintendents	329	\$33.38	\$27.98	\$31.91	\$37.85	\$69,426
25-1199	Postsecondary Teachers, All Other	1,010					\$68,108
51-4052	Pourers & Casters, Metal		\$19.21	\$15.55	\$17.62	\$24.74	\$39,960
51-8012	Power Distributors & Dispatchers	410	\$47.01	\$41.07	\$47.08	\$54.16	\$97,793
51-8013	Power Plant Operators	388	\$41.70	\$39.86	\$43.23	\$46.60	\$86,739
49-9069	Precision Instrument & Equipment Repairers, All Other	181	\$32.57	\$27.91	\$32.44	\$38.32	\$67,752
51-5111	Prepress Technicians & Workers	610	\$19.63	\$14.18	\$19.21	\$24.09	\$40,835
25-2011	Preschool Teachers, Except Special Education	7,690	\$14.11	\$11.09	\$13.36	\$16.56	\$29,344
51-6021	Pressers, Textile, Garment & Related Materials	803	\$13.68	\$11.17	\$13.39	\$16.35	\$28,458
51-5113	Print Binding & Finishing Workers	589	\$16.20	\$12.52	\$15.09	\$18.62	\$33,710
51-5112	Printing Press Operators	2,521	\$19.39	\$15.53	\$18.58	\$23.33	\$40,326
33-9021	Private Detectives & Investigators	356	\$29.09	\$17.89	\$25.61	\$37.76	\$60,514
21-1092	Probation Officers & Correctional Treatment Specialists	2,087	\$26.35	\$24.62	\$25.86	\$27.71	\$54,805
43-3061	Procurement Clerks	1,100	\$21.25	\$18.31	\$21.41	\$24.15	\$44,205
27-2012	Producers & Directors	2,000	\$32.73	\$19.32	\$28.60	\$41.72	\$68,068
51-1011	Production & Operating Worker Supervisors	12,446	\$32.55	\$22.87	\$30.59	\$41.27	\$67,716
51-9198	Production Worker Helpers	5,738	\$13.36	\$10.37	\$12.38	\$14.89	\$27,787
51-9199	Production Workers, All Other	2,914	\$13.85	\$10.41	\$11.68	\$14.96	\$28,825
43-5061	Production, Planning & Expediting Clerks	8,236	\$24.67	\$18.42	\$22.97	\$30.62	\$51,319
43-9081	Proofreaders & Copy Markers	383	\$17.84	\$13.63	\$17.33	\$21.81	\$37,102
11-9141	Property, Real Estate & Community Association Managers	3,429	\$36.47	\$22.47	\$31.55	\$44.57	\$75,865
33-1099	Protective Service Worker Supervisors, All Other	1,628	\$25.63	\$17.53	\$23.36	\$31.64	\$53,310
33-9099	Protective Service Workers, All Other	2,981	\$18.18	\$13.28	\$15.54	\$18.89	\$37,819
31-1013	Psychiatric Aides	533	\$15.17	\$12.47	\$15.17	\$17.59	\$31,565
29-2053	Psychiatric Technicians	507	\$17.87	\$14.63	\$17.36	\$20.11	\$37,172
29-1066	Psychiatrists	304					\$189,663
19-3039	Psychologists, All Other	408	\$46.45	\$36.19	\$45.85	\$51.59	\$96,621
25-1066	Psychology Teachers, Postsecondary	975					\$60,402
27-3012	Public Address System & Other Announcers	110	\$13.54	\$9.67	\$10.83	\$15.24	\$28,148
11-2031	Public Relations & Fundraising Managers	1,826	\$51.47	\$36.94	\$46.23	\$60.20	\$107,045
27-3031	Public Relations Specialists	4,425	\$31.87	\$23.32	\$30.08	\$37.15	\$66,273
53-7072	Pump Operators, Except Wellhead Pumpers		\$18.92	\$16.11	\$17.41	\$18.70	\$39,346
13-1023	Purchasing Agents, Except Wholesale/Retail/Farm Products	9,984	\$33.87	\$25.00	\$32.56	\$42.25	\$70,440
11-3061	Purchasing Managers	1,850	\$60.24	\$43.21	\$57.54	\$73.49	\$125,306
29-1124	Radiation Therapists	326	\$47.68	\$38.49	\$46.08	\$56.51	\$99,166
27-3011	Radio & Television Announcers	715					
49-2021	Radio, Cellular & Tower Equipment Installers/Repairers	458	\$31.41	\$25.80	\$32.31	\$37.03	\$65,338
29-2034	Radiologic Technologists	3,981	\$33.15	\$27.49	\$32.62	\$38.14	\$68,950

SOC code	Washington Statewide Occupational title	Estimated employment	Average wage	Percentiles			Annual wage
				25th	50th	75th	
49-3043	Rail Car Repairers	308	\$24.73	\$23.01	\$26.45	\$28.73	\$51,445
47-4061	Rail Track Laying & Maintenance Equipment Operators	118	\$22.54	\$20.01	\$21.94	\$23.87	\$46,879
53-4013	Rail Yard Engineers, Dinkey Operators & Hostlers	13	\$27.87	\$21.19	\$27.32	\$30.77	\$57,971
53-4021	Railroad Brake, Signal & Switch Operators		\$26.42	\$22.11	\$26.55	\$30.16	\$54,972
53-4031	Railroad Conductors & Yardmasters		\$26.60	\$20.33	\$26.19	\$32.85	\$55,318
41-9021	Real Estate Brokers	590	\$42.71	\$21.31	\$35.92	\$61.09	\$88,834
41-9022	Real Estate Sales Agents		\$24.17	\$14.18	\$18.62	\$28.13	\$50,275
43-4171	Receptionists & Information Clerks	21,393	\$15.06	\$12.34	\$14.49	\$17.51	\$31,327
25-1193	Recreation & Fitness Studies Teachers, Postsecondary	691					\$48,366
39-9032	Recreation Workers	5,530	\$14.10	\$10.53	\$12.05	\$15.84	\$29,327
29-1125	Recreational Therapists	320	\$23.80	\$19.43	\$23.07	\$27.94	\$49,502
49-3092	Recreational Vehicle Service Technicians	403	\$19.39	\$14.84	\$18.38	\$23.95	\$40,320
49-9045	Refractory Materials Repairers, Except Brickmasons	16	\$24.90	\$20.88	\$23.90	\$30.79	\$51,790
53-7081	Refuse & Recyclable Material Collectors	1,906	\$23.71	\$19.53	\$23.32	\$28.20	\$49,309
29-1141	Registered Nurses	51,604	\$38.29	\$30.58	\$37.79	\$45.76	\$79,637
21-1015	Rehabilitation Counselors	6,315	\$19.19	\$14.01	\$17.26	\$22.57	\$39,930
47-2171	Reinforcing Iron & Rebar Workers		\$29.56	\$22.32	\$30.36	\$36.06	\$61,482
21-2099	Religious Workers, All Other	177	\$14.65	\$10.19	\$12.76	\$15.26	\$30,470
27-3022	Reporters & Correspondents	738	\$19.32	\$12.01	\$15.99	\$25.17	\$40,163
43-4181	Reservation/Transportation Ticket Agents/Travel Clerks	1,716	\$15.75	\$11.32	\$14.41	\$20.09	\$32,758
39-9041	Residential Advisors	523	\$14.66	\$11.51	\$13.56	\$16.09	\$30,512
29-1126	Respiratory Therapists	1,638	\$32.71	\$27.83	\$32.40	\$37.16	\$68,037
29-2054	Respiratory Therapy Technicians	198	\$29.05	\$22.44	\$29.89	\$35.70	\$60,422
41-2031	Retail Salespersons	102,914	\$14.63	\$10.54	\$12.13	\$15.54	\$30,429
49-9096	Riggers	725	\$25.69	\$20.90	\$26.00	\$31.43	\$53,423
47-5051	Rock Splitters, Quarry	138	\$20.86	\$17.03	\$19.55	\$23.38	\$43,393
51-4023	Rolling Machine Setters/Operators & Tenders/Metal & Plastic	328	\$19.87	\$15.40	\$18.43	\$22.91	\$41,314
47-3016	Roofer Helpers	253	\$13.78	\$11.22	\$13.69	\$16.37	\$28,658
47-2181	Roofers	3,263	\$22.04	\$15.73	\$20.55	\$28.18	\$45,835
47-5012	Rotary Drill Operators, Oil & Gas		\$22.97	\$16.38	\$18.16	\$24.83	\$47,781
47-5071	Roustabouts, Oil & Gas	38	\$20.31	\$16.07	\$18.89	\$26.06	\$42,238
53-5011	Sailors & Marine Oilers	1,977	\$23.85	\$20.19	\$24.33	\$27.86	\$49,604
41-9099	Sales & Related Workers, All Other	2,522	\$18.21	\$13.08	\$15.19	\$21.31	\$37,879
41-9031	Sales Engineers	1,217	\$54.97	\$37.08	\$53.84	\$68.50	\$114,328
11-2022	Sales Managers	7,816	\$57.89	\$37.12	\$51.88	\$71.56	\$120,399
41-3099	Sales Reps, Services, All Other	15,344	\$30.79	\$18.35	\$26.39	\$39.29	\$64,032
41-4012	Sales Reps/Wholesale/Mfg, Except Tech/Science Products	36,387	\$34.24	\$19.89	\$29.99	\$43.35	\$71,220
41-4011	Sales Reps/Wholesale/Mfg, Tech/Scientific Products	5,276	\$44.18	\$26.38	\$39.70	\$60.64	\$91,873
41-1012	Sales Worker Supervisors, Non-Retail	5,001	\$40.89	\$25.67	\$34.70	\$50.62	\$85,041
41-1011	Sales Worker Supervisors, Retail	21,866	\$22.61	\$16.43	\$20.78	\$26.35	\$47,037
51-7041	Sawing Machine Setters/Operators & Tenders, Wood	1,690	\$17.68	\$13.80	\$17.29	\$21.33	\$36,774
25-2031	Secondary School Teachers, Except Spec/Voc/Tech Educ	12,689					\$63,069
43-6014	Secretaries & Admin Assts, Except Legal/Medical & Exec	38,319	\$18.80	\$15.43	\$18.36	\$22.34	\$39,111
41-3031	Securities, Commodities & Financial Services Sales Agents	5,454	\$40.60	\$17.66	\$26.68	\$50.02	\$84,454
49-2098	Security & Fire Alarm Systems Installers	1,002	\$23.96	\$19.36	\$23.87	\$28.76	\$49,833
33-9032	Security Guards	17,893	\$16.11	\$11.34	\$14.07	\$18.85	\$33,517
25-3021	Self-Enrichment Education Teachers	6,542	\$21.71	\$15.16	\$20.80	\$27.05	\$45,152
51-9141	Semiconductor Processors	1,091	\$18.30	\$15.84	\$17.82	\$20.49	\$38,067
51-9012	Separating & Filtering Machine Setters/Operators/Tenders	1,222	\$16.82	\$12.46	\$15.31	\$19.04	\$34,993
47-4071	Septic Tank Servicers & Sewer Pipe Cleaners	743	\$19.97	\$15.39	\$19.84	\$23.47	\$41,538
27-1027	Set & Exhibit Designers	78	\$23.02	\$17.44	\$21.67	\$27.25	\$47,869
51-6051	Sewers, Hand	59	\$14.14	\$9.83	\$12.16	\$19.49	\$29,405
51-6031	Sewing Machine Operators	3,483	\$14.28	\$11.22	\$13.60	\$16.80	\$29,700
39-5093	Shampooers		\$11.52	\$9.80	\$11.24	\$13.02	\$23,952
47-2211	Sheet Metal Workers	3,811	\$27.48	\$19.43	\$24.78	\$35.33	\$57,175
53-5031	Ship Engineers	945	\$38.75	\$30.55	\$36.43	\$43.23	\$80,592
43-5071	Shipping, Receiving & Traffic Clerks	14,613	\$17.65	\$13.33	\$16.66	\$20.84	\$36,706
51-6041	Shoe & Leather Workers & Repairers	176	\$13.94	\$12.14	\$13.43	\$14.68	\$28,998
49-9097	Signal & Track Switch Repairers	102	\$32.47	\$27.60	\$32.69	\$37.48	\$67,529
39-5094	Skincare Specialists	852	\$16.02	\$10.77	\$13.35	\$17.89	\$33,333
51-3023	Slaughterers & Meat Packers	780	\$13.48	\$11.60	\$13.16	\$14.66	\$28,031
39-1012	Slot Supervisors	101	\$18.99	\$14.05	\$17.90	\$24.31	\$39,494

SOC code	Washington Statewide Occupational title	Estimated employment	Average wage	Percentiles			Annual wage
				25th	50th	75th	
11-9151	Social & Community Service Managers	2,901	\$32.35	\$23.91	\$29.76	\$37.51	\$67,277
21-1093	Social & Human Service Assistants	9,533	\$14.57	\$11.17	\$13.58	\$16.99	\$30,297
19-4061	Social Science Research Assistants	279	\$19.12	\$16.13	\$18.11	\$21.72	\$39,768
25-1069	Social Sciences Teachers, Postsecondary, All Other	108					\$64,377
19-3099	Social Scientists & Related Workers, All Other	650	\$33.61	\$25.38	\$32.41	\$39.77	\$69,913
25-1113	Social Work Teachers, Postsecondary	192					\$78,765
21-1029	Social Workers, All Other	1,044	\$28.73	\$21.43	\$31.09	\$35.87	\$59,743
19-3041	Sociologists	88	\$32.27	\$26.99	\$33.49	\$37.16	\$67,135
25-1067	Sociology Teachers, Postsecondary	367					\$64,326
15-1132	Software Developers, Applications	48,886	\$56.24	\$46.95	\$55.68	\$67.10	\$116,982
15-1133	Software Developers, Systems Software	9,781	\$55.38	\$45.31	\$55.32	\$66.30	\$115,197
19-1013	Soil & Plant Scientists	256	\$35.95	\$28.95	\$34.41	\$41.19	\$74,770
27-4014	Sound Engineering Technicians	230	\$26.69	\$18.47	\$24.08	\$34.91	\$55,505
25-2052	Special Ed Teachers, Kindergarten & Elementary School	3,065					\$59,114
25-2059	Special Education Teachers, All Other	57					\$52,574
25-2053	Special Education Teachers, Middle School	1,123					\$60,088
25-2051	Special Education Teachers, Preschool	529					\$59,956
25-2054	Special Education Teachers, Secondary School	1,875					\$61,974
29-1127	Speech-Language Pathologists	2,508	\$35.32	\$28.25	\$34.08	\$40.64	\$73,452
51-8021	Stationary Engineers & Boiler Operators	695	\$31.05	\$25.69	\$31.29	\$36.52	\$64,601
43-9111	Statistical Assistants	688	\$23.41	\$19.25	\$22.91	\$27.69	\$48,691
15-2041	Statisticians	1,005	\$39.87	\$30.86	\$38.54	\$47.14	\$82,933
43-5081	Stock Clerks & Order Fillers	37,419	\$14.98	\$10.97	\$13.52	\$18.36	\$31,155
47-2022	Stonemasons	284	\$23.09	\$19.79	\$23.95	\$27.48	\$48,034
47-2221	Structural Iron & Steel Workers	1,590	\$32.61	\$23.62	\$35.27	\$41.70	\$67,815
51-2041	Structural Metal Fabricators & Fitters	1,761	\$20.30	\$16.24	\$18.92	\$23.52	\$42,209
21-1011	Substance Abuse & Behavioral Disorder Counselors	2,391	\$21.34	\$16.85	\$20.53	\$24.67	\$44,381
25-3098	Substitute Teachers	16,666	\$17.85	\$15.95	\$17.66	\$19.67	\$37,132
29-1067	Surgeons	831					\$243,636
29-2055	Surgical Technologists	1,902	\$24.52	\$20.83	\$24.53	\$28.30	\$50,992
19-3022	Survey Researchers	145	\$30.39	\$23.41	\$27.72	\$34.96	\$63,211
17-3031	Surveying & Mapping Technicians	1,137	\$25.32	\$20.32	\$25.31	\$29.98	\$52,655
17-1022	Surveyors	846	\$34.59	\$28.00	\$35.20	\$42.44	\$71,951
43-2011	Switchboard Operators, Including Answering Service	1,494	\$15.42	\$12.29	\$15.04	\$17.84	\$32,058
51-6052	Tailors, Dressmakers & Custom Sewers		\$14.29	\$12.54	\$14.05	\$16.19	\$29,721
53-7121	Tank Car, Truck & Ship Loaders	374	\$26.43	\$15.52	\$25.48	\$37.21	\$54,992
47-2082	Tapers	1,560	\$24.33	\$19.33	\$22.96	\$31.78	\$50,598
13-2081	Tax Examiners, Collectors & Revenue Agents		\$25.00	\$22.13	\$23.86	\$26.32	\$52,006
13-2082	Tax Preparers	1,146	\$17.18	\$12.90	\$14.94	\$18.81	\$35,722
53-3041	Taxi Drivers & Chauffeurs	4,200	\$14.17	\$10.89	\$13.32	\$17.19	\$29,484
25-9041	Teacher Assistants	34,224					\$31,311
25-3097	Teachers & Instructors, All Other, Exc Substitute Teachers	4,046					\$45,679
51-2092	Team Assemblers	11,467	\$15.78	\$12.36	\$14.76	\$18.25	\$32,805
27-3042	Technical Writers	1,119	\$38.95	\$31.20	\$39.40	\$46.35	\$81,006
49-2022	Telecom Equip Installers/Repairers, Except Line	4,259	\$28.88	\$23.06	\$29.17	\$34.54	\$60,075
49-9052	Telecommunications Line Installers & Repairers	1,379	\$26.94	\$20.48	\$26.03	\$32.89	\$56,049
41-9041	Telemarketers	5,633	\$12.70	\$10.66	\$11.71	\$13.70	\$26,405
43-3071	Tellers	10,375	\$14.28	\$12.25	\$13.85	\$15.98	\$29,704
47-2053	Terrazzo Workers & Finishers		\$17.94	\$13.63	\$19.10	\$22.02	\$37,302
51-6061	Textile Bleaching/Dyeing Machine Operators & Tenders	42	\$16.40	\$15.65	\$16.88	\$18.09	\$34,097
51-6062	Textile Cutting Machine Setters, Operators & Tenders	135	\$13.37	\$10.94	\$12.48	\$15.31	\$27,827
51-6063	Textile Knitting/Weaving Machine Setters, Oprs & Tenders	94	\$13.01	\$10.84	\$12.44	\$14.88	\$27,054
51-6064	Textile Wind/Twist/Draw-Out Mach Setters, Oprs & Tenders	145	\$13.32	\$10.96	\$13.00	\$15.50	\$27,705
51-6099	Textile, Apparel & Furnishings Workers, All Other	422	\$21.95	\$16.35	\$22.51	\$27.61	\$45,660
29-1129	Therapists, All Other	76	\$31.53	\$24.95	\$30.64	\$39.08	\$65,584
47-2044	Tile & Marble Setters	1,139	\$26.11	\$23.55	\$26.24	\$29.08	\$54,317
49-3093	Tire Repairers & Changers	3,145	\$14.70	\$11.59	\$13.87	\$16.93	\$30,585
23-2093	Title Examiners, Abstractors, & Searchers	1,287	\$23.13	\$17.72	\$22.18	\$28.10	\$48,103
51-4111	Tool & Die Makers	1,174					
51-4194	Tool Grinders, Filers & Sharpeners	411	\$26.21	\$20.03	\$23.13	\$29.87	\$54,515
39-7011	Tour Guides & Escorts	519	\$14.84	\$11.72	\$13.41	\$14.84	\$30,860
53-6041	Traffic Technicians	94	\$26.00	\$23.60	\$26.48	\$29.06	\$54,077

SOC code	Washington Statewide Occupational title	Estimated employment	Average wage	Percentiles			Annual wage
				25th	50th	75th	
11-3131	Training & Development Managers	514	\$51.98	\$38.51	\$50.83	\$64.30	\$108,119
13-1151	Training & Development Specialists	4,661	\$32.71	\$23.28	\$31.61	\$41.99	\$68,027
33-3052	Transit & Railroad Police	61	\$22.54	\$18.62	\$21.29	\$23.82	\$46,872
53-6061	Transportation Attendants, Except Flight Attendants		\$13.85	\$12.35	\$13.50	\$14.65	\$28,813
53-6051	Transportation Inspectors	686	\$35.36	\$12.05	\$36.71	\$51.93	\$73,537
33-9093	Transportation Security Screeners	1,085	\$18.83	\$17.43	\$18.52	\$20.42	\$39,167
53-6099	Transportation Workers, All Other	572	\$17.94	\$12.29	\$16.99	\$21.82	\$37,312
11-3071	Transportation, Storage & Distribution Managers	2,488	\$47.57	\$33.86	\$46.04	\$59.66	\$98,943
53-1031	Transportation/Material Moving Vehicle Operator Supervisors	5,000	\$31.95	\$22.65	\$30.52	\$38.26	\$66,460
41-3041	Travel Agents	1,465	\$20.32	\$13.95	\$19.97	\$24.20	\$42,259
39-7012	Travel Guides		\$23.96	\$19.59	\$23.98	\$28.27	\$49,846
37-3013	Tree Trimmers & Pruners	474	\$19.66	\$13.01	\$16.12	\$24.61	\$40,884
53-3032	Truck Drivers, Heavy & Tractor-Trailer	30,059	\$21.54	\$17.06	\$20.66	\$24.65	\$44,805
53-3033	Truck Drivers, Light or Delivery Services	17,028	\$17.99	\$12.43	\$16.13	\$21.52	\$37,404
27-2023	Umpires, Referees & Other Sports Officials	613					\$35,854
51-6093	Upholsterers	382	\$19.39	\$12.76	\$17.45	\$23.58	\$40,336
19-3051	Urban & Regional Planners	2,178	\$37.44	\$31.34	\$36.46	\$42.89	\$77,863
39-3031	Ushers, Lobby Attendants & Ticket Takers		\$12.33	\$9.71	\$11.19	\$13.89	\$25,659
29-1131	Veterinarians	1,527	\$42.23	\$32.91	\$39.79	\$50.35	\$87,840
31-9096	Veterinary Assistants & Laboratory Animal Caretakers	2,262	\$12.88	\$10.81	\$12.73	\$14.42	\$26,783
29-2056	Veterinary Technologists & Technicians	1,681	\$17.01	\$15.06	\$16.86	\$18.61	\$35,388
25-1194	Vocational Education Teachers, Postsecondary	4,724	\$26.62	\$20.73	\$25.56	\$30.53	\$55,353
35-3031	Waiters & Waitresses	44,172	\$14.01	\$9.61	\$10.66	\$16.17	\$29,143
51-8031	Water & Wastewater Treatment Plant & System Operators	1,943	\$30.85	\$25.23	\$30.26	\$36.89	\$64,174
15-1134	Web Developers	4,807	\$40.17	\$27.06	\$38.42	\$51.87	\$83,571
43-5111	Weighers/Measurers/Checkers & Samplers, Recordkeeping	862	\$16.98	\$12.80	\$16.95	\$20.92	\$35,305
51-4121	Welders, Cutters, Solderers & Brazers	6,402	\$22.54	\$17.65	\$21.58	\$26.40	\$46,881
51-4122	Welding/Soldering/Brazing Mach Setters/Operators & Tenders	376	\$19.55	\$14.59	\$18.64	\$23.73	\$40,672
13-1022	Wholesale & Retail Buyers, Except Farm Products	3,477	\$25.41	\$18.66	\$24.22	\$31.19	\$52,848
49-9081	Wind Turbine Service Technicians	105	\$24.92	\$21.43	\$24.62	\$28.14	\$51,830
51-7099	Woodworkers, All Other	192	\$20.10	\$13.90	\$18.47	\$27.15	\$41,822
51-7042	Woodworking Mach Setters/Oprs & Tenders, Except Sawing	2,106	\$17.38	\$13.61	\$17.17	\$21.11	\$36,163
43-9022	Word Processors & Typists	490	\$22.89	\$17.19	\$21.52	\$28.31	\$47,615
27-3043	Writers & Authors	1,126	\$34.08	\$22.97	\$33.10	\$42.74	\$70,876
19-1023	Zoologists & Wildlife Biologists	1,776	\$34.41	\$25.69	\$30.48	\$40.41	\$71,586

Washington Statewide

**Bellingham, WA MSA**  
**2015 Occupational Employment**  
**and Wage Estimates**  
Includes Whatcom County



SOC code	Bellingham, WA MSA Occupational title	Estimated employment	Average wage	Percentiles			Annual wage
				25th	50th	75th	
13-2011	Accountants & Auditors	685	\$31.93	\$23.66	\$30.26	\$38.85	\$66,415
11-3011	Administrative Services Managers	89	\$39.15	\$31.07	\$37.60	\$45.60	\$81,422
25-3011	Adult Literacy, Remedial Ed, GED Teachers/Instructors	153	\$24.69	\$17.77	\$23.98	\$30.69	\$51,358
11-2011	Advertising & Promotions Managers	16	\$50.92	\$21.96	\$28.39	\$69.23	\$105,919
41-3011	Advertising Sales Agents	71	\$19.94	\$11.64	\$14.43	\$27.40	\$41,462
45-2091	Agricultural Equipment Operators	47	\$16.23	\$11.98	\$16.47	\$19.21	\$33,766
49-3011	Aircraft Mechanics & Service Technicians		\$34.02	\$28.28	\$36.76	\$41.94	\$70,774
39-3091	Amusement & Recreation Attendants	116	\$11.36	\$9.60	\$10.33	\$11.61	\$23,635
17-1011	Architects, Except Landscape & Naval	24	\$36.19	\$22.73	\$33.57	\$50.89	\$75,277
17-3011	Architectural & Civil Drafters	60	\$23.89	\$18.49	\$23.66	\$29.18	\$49,695
11-9041	Architectural & Engineering Managers	117	\$63.31	\$51.82	\$62.91	\$72.87	\$131,684
51-2099	Artists & Related Workers, All Other	44	\$16.68	\$11.51	\$16.72	\$19.18	\$34,708
29-9091	Athletic Trainers	16					\$49,796
53-6031	Automotive & Watercraft Service Attendants	68	\$13.95	\$10.84	\$12.39	\$16.68	\$29,006
49-3021	Automotive Body & Related Repairers	68	\$24.04	\$20.01	\$23.12	\$27.38	\$50,005
49-3023	Automotive Service Technicians & Mechanics	355	\$19.46	\$15.44	\$19.85	\$23.02	\$40,483
51-3011	Bakers	209	\$14.06	\$10.85	\$13.74	\$17.12	\$29,232
35-3011	Bartenders	505	\$11.58	\$9.57	\$9.69	\$11.59	\$24,085
43-3011	Bill & Account Collectors	63	\$19.23	\$15.53	\$17.51	\$20.36	\$40,004
43-3021	Billing & Posting Clerks & Machine Operators	274	\$17.53	\$14.77	\$17.31	\$20.10	\$36,452
25-1042	Biological Science Teachers, Postsecondary						\$78,096
19-4021	Biological Technicians	18	\$16.58	\$13.49	\$14.94	\$18.99	\$34,485
43-3031	Bookkeeping, Accounting & Auditing Clerks	1,368	\$19.00	\$14.87	\$18.55	\$22.70	\$39,517
13-2031	Budget Analysts	10	\$33.34	\$27.07	\$30.24	\$36.77	\$69,345
49-3031	Bus & Truck Mechanics & Diesel Engine Specialists	90	\$24.81	\$18.01	\$25.59	\$30.81	\$51,618
53-3022	Bus Drivers, School or Special Client	172	\$17.73	\$16.21	\$17.79	\$19.62	\$36,875
53-3021	Bus Drivers, Transit & Intercity		\$22.91	\$18.30	\$25.06	\$27.91	\$47,652
13-1199	Business Operations Specialists, All Other	347	\$28.37	\$22.02	\$26.76	\$33.41	\$59,013
25-1011	Business Teachers, Postsecondary						\$80,063
51-3021	Butchers & Meat Cutters	132	\$18.63	\$15.32	\$19.57	\$22.28	\$38,749
51-7011	Cabinetmakers & Bench Carpenters	55	\$18.19	\$13.70	\$17.72	\$22.42	\$37,833
25-2032	Career/Technical Education Teachers, Secondary School	64					\$65,127
43-5011	Cargo & Freight Agents	100	\$23.01	\$16.83	\$20.80	\$25.87	\$47,849
47-2031	Carpenters	776	\$24.63	\$18.89	\$23.93	\$28.56	\$51,216
47-2041	Carpet Installers	44					
17-1021	Cartographers & Photogrammetrists	10	\$35.09	\$31.78	\$34.94	\$38.86	\$72,985
41-2011	Cashiers	2,527	\$12.97	\$10.13	\$11.43	\$14.18	\$26,971
47-2051	Cement Masons & Concrete Finishers	136	\$25.51	\$18.66	\$22.54	\$33.33	\$53,050
35-1011	Chefs & Head Cooks	39	\$29.76	\$22.84	\$27.32	\$34.52	\$61,893
19-4031	Chemical Technicians	48	\$24.86	\$16.98	\$21.75	\$32.17	\$51,712
25-1052	Chemistry Teachers, Postsecondary						\$66,506
19-2031	Chemists	23	\$33.54	\$21.82	\$34.98	\$41.30	\$69,761
11-1011	Chief Executives	84					\$156,891
21-1021	Child, Family & School Social Workers	238	\$23.47	\$19.40	\$23.82	\$27.49	\$48,833
39-9011	Childcare Workers	438	\$10.82	\$9.60	\$10.28	\$11.48	\$22,501
29-1011	Chiropractors	34	\$27.73	\$23.99	\$26.93	\$30.16	\$57,675
17-3022	Civil Engineering Technicians	46	\$29.68	\$26.26	\$29.78	\$34.12	\$61,730
17-2051	Civil Engineers	281	\$41.70	\$33.07	\$39.45	\$46.97	\$86,745
13-1031	Claims Adjusters, Examiners & Investigators	49	\$31.65	\$24.93	\$33.18	\$36.17	\$65,827
53-7061	Cleaners of Vehicles & Equipment	284	\$14.09	\$10.70	\$14.14	\$16.99	\$29,311
19-3031	Clinical, Counseling & School Psychologists	35	\$33.22	\$29.65	\$34.16	\$38.40	\$69,082
27-2022	Coaches & Scouts	521					\$34,130
51-9121	Coating/Painting/Spraying Machine Setters/Oprs/Tenders	50	\$17.56	\$15.33	\$17.25	\$19.22	\$36,530
35-3021	Combined Food Prep & Serving Workers, Inc Fast Food	2,223	\$11.08	\$9.57	\$10.30	\$11.70	\$23,043
53-2012	Commercial Pilots						\$73,964

SOC code	Bellingham, WA MSA Occupational title	Estimated employment	Average wage	Percentiles			Annual wage
				25th	50th	75th	
21-1099	Community & Social Service Specialists, All Other	18	\$18.20	\$15.16	\$18.43	\$22.15	\$37,862
21-1094	Community Health Workers	18	\$24.96	\$16.28	\$25.54	\$33.89	\$51,925
13-1041	Compliance Officers (Except Agric/Const/Safety/Trans)	475	\$36.77	\$36.15	\$39.76	\$39.77	\$76,474
11-3021	Computer & Information Systems Managers	118	\$59.97	\$45.14	\$56.78	\$72.87	\$124,728
15-1143	Computer Network Architects	11	\$43.88	\$37.55	\$42.69	\$51.23	\$91,288
15-1152	Computer Network Support Specialists	46	\$25.63	\$19.73	\$26.47	\$30.65	\$53,325
15-1199	Computer Occupations, All Other	43	\$25.15	\$17.14	\$21.67	\$36.02	\$52,311
43-9011	Computer Operators	19	\$19.60	\$16.16	\$19.91	\$22.97	\$40,765
15-1131	Computer Programmers	85	\$47.74	\$37.50	\$51.07	\$58.95	\$99,298
25-1021	Computer Science Teachers, Postsecondary						\$71,596
15-1121	Computer Systems Analysts	144	\$35.50	\$26.64	\$35.75	\$43.48	\$73,837
15-1151	Computer User Support Specialists	204	\$20.77	\$16.38	\$20.23	\$24.83	\$43,185
49-2011	Computer, Automated Teller & Office Machine Repairers	57	\$17.88	\$15.48	\$17.42	\$20.10	\$37,187
19-1031	Conservation Scientists		\$29.66	\$26.00	\$30.06	\$34.17	\$61,690
47-4011	Construction & Building Inspectors	82	\$27.35	\$21.82	\$26.71	\$33.10	\$56,891
47-4099	Construction & Related Workers, All Other		\$14.59	\$12.18	\$13.47	\$14.76	\$30,351
47-2061	Construction Laborers	791	\$20.58	\$16.24	\$18.87	\$22.97	\$42,815
11-9021	Construction Managers	122	\$44.31	\$34.24	\$41.66	\$51.40	\$92,170
47-1011	Construction Supervisors of Trades & Extraction Workers	356	\$30.87	\$24.29	\$29.65	\$37.27	\$64,197
35-2012	Cooks, Institution & Cafeteria	300	\$15.95	\$13.37	\$15.40	\$18.28	\$33,169
35-2014	Cooks, Restaurant	547	\$11.86	\$9.69	\$11.32	\$13.46	\$24,667
35-2015	Cooks, Short Order	115	\$10.63	\$9.55	\$10.34	\$11.42	\$22,113
13-1051	Cost Estimators	158	\$34.90	\$26.22	\$34.00	\$43.24	\$72,590
41-2021	Counter & Rental Clerks	345	\$13.43	\$10.69	\$12.39	\$15.64	\$27,924
35-3022	Counter Attendants, Cafeteria/Concession & Coffee Shop	581	\$10.71	\$9.57	\$10.23	\$11.28	\$22,266
43-5021	Couriers & Messengers		\$13.87	\$11.28	\$13.78	\$16.56	\$28,851
43-4031	Court, Municipal & License Clerks	176	\$21.37	\$18.71	\$21.21	\$23.56	\$44,459
13-2041	Credit Analysts		\$29.56	\$20.73	\$24.41	\$28.77	\$61,467
43-4041	Credit Authorizers, Checkers & Clerks	11	\$20.79	\$17.86	\$20.87	\$23.84	\$43,241
33-9091	Crossing Guards	59	\$29.63	\$25.89	\$30.57	\$34.17	\$61,648
25-4012	Curators	12	\$26.16	\$21.12	\$24.16	\$28.55	\$54,410
43-4051	Customer Service Representatives	917	\$15.29	\$12.20	\$14.64	\$17.79	\$31,804
51-4031	Cut/Punch/Press Mach Setters/Oprs/Tenders, Metal/Plastic	17	\$21.38	\$15.22	\$18.21	\$23.39	\$44,479
43-9021	Data Entry Keyers	98	\$14.87	\$12.24	\$14.44	\$17.26	\$30,911
15-1141	Database Administrators	15	\$32.77	\$26.95	\$33.66	\$38.98	\$68,169
41-9011	Demonstrators & Product Promoters	58	\$11.09	\$10.43	\$11.08	\$11.71	\$23,063
31-9091	Dental Assistants	241	\$18.96	\$16.83	\$19.10	\$21.50	\$39,433
29-2021	Dental Hygienists	157	\$44.75	\$41.12	\$44.93	\$49.08	\$93,072
51-9081	Dental Laboratory Technicians	42	\$19.11	\$15.31	\$18.78	\$22.00	\$39,766
29-1021	Dentists, General	73					\$182,403
33-3021	Detectives & Criminal Investigators	283	\$50.14	\$45.18	\$48.09	\$52.46	\$104,290
29-2032	Diagnostic Medical Sonographers		\$41.75	\$38.53	\$43.08	\$47.15	\$86,826
29-1031	Dietitians & Nutritionists	36	\$29.10	\$23.41	\$29.34	\$34.31	\$60,534
35-9011	Dining Room & Cafeteria Attendants & Bartender Helpers		\$10.28	\$9.54	\$9.56	\$10.77	\$21,387
35-9021	Dishwashers	487	\$10.42	\$9.55	\$9.91	\$11.12	\$21,684
43-5032	Dispatchers (Except Police, Fire & Ambulance)	84	\$23.01	\$16.22	\$22.54	\$28.26	\$47,849
17-3019	Drafters, All Other	12	\$28.49	\$25.66	\$28.12	\$30.59	\$59,266
53-3031	Driver/Sales Workers	94	\$12.16	\$10.31	\$11.09	\$11.87	\$25,285
47-2081	Drywall & Ceiling Tile Installers	77	\$27.02	\$24.80	\$27.24	\$29.68	\$56,202
19-3011	Economists	15					
27-3041	Editors		\$25.79	\$17.53	\$26.00	\$33.60	\$53,629
11-9039	Education Administrators, All Other	15	\$29.52	\$21.74	\$23.94	\$40.25	\$61,396
11-9032	Education Administrators, Elementary & Secondary School	133					\$98,243
11-9033	Education Administrators, Postsecondary	89	\$46.64	\$33.51	\$41.34	\$52.40	\$97,017
25-9099	Education, Training & Library Workers, All Other	109	\$21.25	\$16.61	\$18.49	\$25.73	\$44,209
21-1012	Educational, Guidance, Vocational & School Counselors	173	\$25.94	\$21.22	\$26.46	\$30.74	\$53,953
51-2022	Electrical & Electronic Equipment Assemblers		\$17.97	\$16.29	\$17.71	\$19.14	\$37,385
17-3023	Electrical & Electronics Engineering Technicians		\$29.14	\$24.25	\$28.19	\$33.93	\$60,605
17-2071	Electrical Engineers		\$51.71	\$35.65	\$47.18	\$59.79	\$107,572
49-9051	Electrical Power Line Installers & Repairers		\$40.46	\$38.78	\$41.70	\$45.50	\$84,150
49-2094	Electrical/Electronics Repairers, Comm & Industrial Equip	12	\$27.53	\$22.59	\$27.87	\$32.07	\$57,266
47-2111	Electricians	428	\$31.82	\$23.11	\$31.78	\$41.83	\$66,194



SOC code	Bellingham, WA MSA Occupational title	Estimated employment	Average wage	Percentiles			Annual wage
				25th	50th	75th	
17-2072	Electronics Engineers, Except Computer		\$46.56	\$37.85	\$45.05	\$56.15	\$96,854
25-2021	Elementary School Teachers, Except Special Education	694					\$63,332
43-4061	Eligibility Interviewers, Government Programs	13	\$21.03	\$14.37	\$22.58	\$24.10	\$43,739
17-3029	Engineering Technicians, Except Drafters, All Other		\$25.85	\$20.48	\$22.60	\$30.30	\$53,761
25-1123	English Language & Literature Teachers, Postsecondary	101					\$57,360
17-2081	Environmental Engineers	22	\$48.21	\$39.07	\$43.79	\$51.28	\$100,282
19-4091	Environmental Science & Protection Techs (Inc Health)	33	\$19.76	\$16.34	\$19.76	\$22.89	\$41,106
19-2041	Environmental Scientists & Specialists (Inc Health)	80	\$29.20	\$23.72	\$29.60	\$33.34	\$60,737
53-7032	Excavating & Loading Machine & Dragline Operators	28	\$29.75	\$25.83	\$31.51	\$34.84	\$61,875
43-6011	Executive Secretaries & Administrative Assistants	206	\$23.86	\$19.97	\$23.19	\$27.60	\$49,624
29-1062	Family & General Practitioners	85					\$175,924
49-3041	Farm Equipment Mechanics & Service Technicians	72	\$20.72	\$16.53	\$21.41	\$25.43	\$43,099
45-2092	Farm Workers & Laborers/Crop/Nursery & Greenhouse	90	\$14.96	\$12.91	\$14.72	\$17.13	\$31,121
45-2093	Farm Workers, Farm/Ranch/Aquacultural Animals	32	\$12.97	\$10.58	\$12.60	\$14.65	\$26,976
45-1011	Farming, Fishing & Forestry Worker Supervisors	15	\$23.13	\$10.27	\$25.37	\$33.67	\$48,095
51-2091	Fiberglass Laminators & Fabricators	45	\$16.79	\$13.30	\$14.89	\$18.46	\$34,922
43-4071	File Clerks	47	\$14.10	\$10.47	\$12.17	\$15.52	\$29,328
13-2051	Financial Analysts	39	\$40.59	\$26.12	\$35.79	\$48.96	\$84,413
11-3031	Financial Managers	243	\$47.38	\$30.18	\$39.66	\$56.23	\$98,558
13-2099	Financial Specialists, All Other	48	\$21.71	\$19.07	\$21.44	\$23.71	\$45,152
33-2011	Fire Fighters	246	\$30.97	\$30.09	\$33.09	\$35.88	\$64,428
33-1021	Fire Fighting & Prevention Worker Supervisors	49	\$41.97	\$38.78	\$42.04	\$45.22	\$87,286
39-9031	Fitness Trainers & Aerobics Instructors	131	\$14.98	\$11.48	\$13.53	\$17.23	\$31,156
27-1023	Floral Designers	29	\$14.29	\$10.64	\$12.82	\$17.68	\$29,719
51-3092	Food Batchmakers	182	\$15.69	\$12.91	\$15.26	\$18.39	\$32,642
35-1012	Food Preparation & Serving Worker Supervisors	601	\$16.24	\$12.19	\$15.48	\$18.86	\$33,762
35-2021	Food Preparation Workers	867	\$11.85	\$10.08	\$10.95	\$11.83	\$24,657
35-3041	Food Servers, Nonrestaurant	125	\$10.66	\$9.88	\$10.64	\$11.38	\$22,164
11-9051	Food Service Managers	59	\$22.95	\$16.16	\$22.40	\$29.10	\$47,717
51-3091	Food/Tobacco Roasting/Baking/Drying Mach Oprs/Tenders	21	\$15.02	\$12.65	\$14.59	\$17.46	\$31,247
19-4093	Forest & Conservation Technicians	23	\$16.51	\$14.70	\$16.45	\$16.48	\$34,323
13-1131	Fundraisers	44	\$24.22	\$17.58	\$24.17	\$31.29	\$50,374
11-1021	General & Operations Managers	909	\$48.23	\$32.63	\$42.22	\$56.80	\$100,332
19-2042	Geoscientists, Except Hydrologists & Geographers	31	\$40.27	\$26.48	\$31.65	\$60.64	\$83,774
27-1024	Graphic Designers	121	\$18.06	\$14.36	\$17.41	\$21.18	\$37,547
39-5012	Hairdressers, Hairstylists & Cosmetologists	220	\$14.34	\$11.06	\$12.93	\$16.15	\$29,828
29-1199	Health Diagnosing & Treating Practitioners, All Other	31	\$33.60	\$27.05	\$34.12	\$37.98	\$69,883
21-1091	Health Educators	29	\$29.53	\$22.59	\$28.64	\$35.62	\$61,406
21-1022	Healthcare Social Workers	98	\$29.33	\$24.37	\$28.33	\$34.28	\$61,010
31-9099	Healthcare Support Workers, All Other	54	\$16.28	\$14.02	\$16.08	\$18.08	\$33,864
29-2092	Hearing Aid Specialists		\$25.06	\$19.92	\$23.26	\$31.22	\$52,118
49-9021	Heating/Air Cond/Refrigeration Mechanics & Installers	144	\$23.35	\$20.04	\$23.08	\$27.23	\$48,575
53-1021	Helper/Laborer & Material Mover(hand) Supervisors	54	\$24.79	\$18.83	\$22.34	\$30.91	\$51,556
47-4051	Highway Maintenance Workers	99	\$24.09	\$20.94	\$24.99	\$27.29	\$50,101
31-1011	Home Health Aides	95	\$12.70	\$10.60	\$11.54	\$13.25	\$26,415
35-9031	Hosts & Hostesses, Restaurant, Lounge & Coffee Shop	154	\$11.77	\$9.62	\$11.29	\$13.46	\$24,494
43-4081	Hotel, Motel & Resort Desk Clerks	197	\$11.62	\$9.90	\$10.91	\$11.92	\$24,173
37-1011	Housekeeping & Janitorial Worker Supervisors	105	\$20.46	\$14.55	\$17.59	\$22.99	\$42,560
13-1071	Human Resource Specialists	229	\$25.65	\$20.84	\$24.19	\$29.34	\$53,345
43-4161	Human Resources Assistants, Except Payroll & Timekeeping	54	\$15.95	\$11.53	\$16.39	\$19.61	\$33,174
11-3121	Human Resources Managers	53	\$46.65	\$36.98	\$46.81	\$56.68	\$97,037
19-2043	Hydrologists		\$48.33	\$39.21	\$43.99	\$63.52	\$100,515
17-2112	Industrial Engineers	64	\$35.98	\$29.92	\$35.73	\$42.94	\$74,841
49-9041	Industrial Machinery Mechanics	88	\$24.71	\$19.35	\$23.40	\$28.79	\$51,405
11-3051	Industrial Production Managers	64	\$35.41	\$27.11	\$34.65	\$44.00	\$73,645
53-7051	Industrial Truck & Tractor Operators	326	\$16.57	\$14.07	\$16.35	\$18.68	\$34,465
43-4199	Information & Record Clerks, All Other	74	\$17.16	\$14.32	\$16.58	\$19.10	\$35,691
51-9061	Inspectors, Testers, Sorters, Samplers & Weighers	348	\$22.19	\$15.69	\$19.87	\$27.21	\$46,158
49-9098	Installation, Maintenance & Repair Helpers	36	\$12.89	\$10.37	\$11.46	\$13.83	\$26,803
49-9099	Installation, Maintenance & Repair Workers, All Other	53	\$19.92	\$11.57	\$16.14	\$31.24	\$41,436
25-9031	Instructional Coordinators	34	\$25.81	\$20.86	\$24.97	\$31.01	\$53,680
43-9041	Insurance Claims & Policy Processing Clerks	73	\$22.07	\$17.75	\$21.05	\$25.37	\$45,910

SOC code	Bellingham, WA MSA Occupational title	Estimated employment	Average wage	Percentiles			Annual wage
				25th	50th	75th	
41-3021	Insurance Sales Agents	190	\$25.16	\$16.60	\$19.71	\$27.97	\$52,328
27-1025	Interior Designers	11	\$29.71	\$26.81	\$29.26	\$32.81	\$61,791
37-2011	Janitors & Cleaners, Except Maids & Housekeeping	1,509	\$14.01	\$10.78	\$13.01	\$16.71	\$29,143
23-1023	Judges, Magistrate Judges & Magistrates	18	\$63.43	\$37.37	\$58.65	\$72.98	\$131,948
25-2012	Kindergarten Teachers, Except Special Education	83					\$61,801
13-1075	Labor Relations Specialists	32	\$40.78	\$33.21	\$36.57	\$45.81	\$84,818
53-7062	Laborers & Freight, Stock & Material Movers, Hand	1,018	\$13.52	\$10.39	\$12.07	\$15.02	\$28,121
37-3011	Landscaping & Groundskeeping Workers	501	\$14.87	\$11.66	\$14.34	\$17.58	\$30,921
37-1012	Landscaping/Lawn & Groundskeeping Worker Supervisors		\$21.86	\$17.78	\$20.61	\$23.53	\$45,472
51-4034	Lathe Tool Setters/Operators/Tenders, Metal/Plastic	14	\$20.98	\$15.64	\$21.73	\$27.07	\$43,634
51-6011	Laundry & Dry-Cleaning Workers	112	\$12.59	\$10.64	\$11.81	\$14.21	\$26,189
23-1011	Lawyers	149	\$44.93	\$33.92	\$43.81	\$52.19	\$93,447
43-6012	Legal Secretaries		\$20.39	\$17.26	\$19.39	\$23.40	\$42,399
23-2099	Legal Support Workers, All Other	14	\$33.15	\$30.11	\$33.12	\$36.14	\$68,950
11-1031	Legislators	46					
25-4021	Librarians	54	\$32.04	\$27.74	\$32.48	\$36.80	\$66,648
43-4121	Library Assistants, Clerical	73	\$12.60	\$10.60	\$11.65	\$14.20	\$26,213
25-4031	Library Technicians	73	\$15.94	\$11.55	\$15.60	\$20.15	\$33,167
33-9092	Lifeguards/Ski Patrol & Recreational Protective Svc Workers	89	\$10.85	\$9.58	\$9.97	\$11.33	\$22,583
43-4131	Loan Interviewers & Clerks	88	\$17.81	\$14.29	\$17.20	\$20.72	\$37,041
13-2072	Loan Officers	213	\$30.00	\$19.04	\$26.36	\$37.79	\$62,400
39-3093	Locker Room, Coatroom & Dressing Room Attendants	32	\$10.21	\$9.58	\$9.68	\$10.62	\$21,234
49-9094	Locksmiths & Safe Repairers	29	\$18.42	\$14.25	\$19.97	\$22.33	\$38,302
11-9081	Lodging Managers		\$21.20	\$16.92	\$18.95	\$24.71	\$44,098
45-4022	Logging Equipment Operators	82	\$22.26	\$20.16	\$22.10	\$24.24	\$46,301
13-1081	Logisticians	68	\$44.27	\$32.97	\$39.32	\$55.57	\$92,078
53-7063	Machine Feeders & Offbearers	203	\$14.25	\$12.12	\$13.80	\$16.12	\$29,657
51-4041	Machinists	203	\$21.09	\$14.98	\$18.95	\$24.69	\$43,868
37-2012	Maids & Housekeeping Cleaners	671	\$11.09	\$9.66	\$10.59	\$11.77	\$23,053
43-9051	Mail Clerks & Mail Machine Oprs, Except Postal Service	35	\$12.36	\$10.42	\$11.38	\$13.73	\$25,715
49-9071	Maintenance & Repair Workers, General	793	\$21.38	\$16.25	\$20.69	\$26.46	\$44,478
49-9043	Maintenance Workers, Machinery	95	\$25.32	\$18.23	\$22.20	\$29.29	\$52,662
13-1111	Management Analysts	46	\$46.31	\$29.31	\$37.65	\$67.97	\$96,317
11-9199	Managers, All Other	275	\$48.16	\$38.78	\$47.29	\$57.57	\$100,180
13-1161	Market Research Analysts & Marketing Specialists	263	\$24.08	\$18.83	\$22.28	\$27.76	\$50,080
11-2021	Marketing Managers	73	\$57.81	\$42.39	\$54.36	\$67.96	\$120,236
31-9011	Massage Therapists	215	\$21.62	\$12.41	\$17.42	\$31.96	\$44,972
25-1022	Mathematical Science Teachers, Postsecondary	45					\$70,187
51-3022	Meat, Poultry & Fish Cutters & Trimmers	334	\$11.61	\$10.34	\$11.17	\$12.32	\$24,163
17-3013	Mechanical Drafters	40	\$30.69	\$23.12	\$29.57	\$37.29	\$63,850
17-2141	Mechanical Engineers	138	\$44.53	\$30.53	\$42.58	\$55.22	\$92,636
49-1011	Mechanics, Installers & Repairers Supervisors	266	\$30.50	\$26.17	\$29.72	\$34.70	\$63,452
29-2012	Medical & Clinical Laboratory Technicians	33	\$24.42	\$17.82	\$24.76	\$30.37	\$50,780
29-2011	Medical & Clinical Laboratory Technologists		\$29.97	\$22.05	\$31.05	\$36.78	\$62,349
11-9111	Medical & Health Services Managers	148					
31-9092	Medical Assistants	280	\$17.66	\$15.81	\$17.52	\$19.39	\$36,715
31-9093	Medical Equipment Preparers		\$16.74	\$13.28	\$14.55	\$18.43	\$34,804
29-2071	Medical Records & Health Information Technicians	49	\$18.23	\$13.56	\$16.66	\$21.23	\$37,912
43-6013	Medical Secretaries	227	\$20.65	\$17.21	\$20.04	\$23.93	\$42,947
31-9094	Medical Transcriptionists	26	\$19.99	\$17.18	\$19.53	\$22.53	\$41,569
13-1121	Meeting,Convention & Event Planners	35	\$19.00	\$16.55	\$18.98	\$21.92	\$39,514
21-1014	Mental Health Counselors	35	\$23.44	\$19.63	\$22.52	\$26.95	\$48,752
27-1026	Merchandise Displayers & Window Trimmers	25	\$14.64	\$12.60	\$13.96	\$16.29	\$30,449
51-4199	Metal Workers & Plastic Workers, All Other	47	\$23.31	\$13.91	\$19.64	\$33.16	\$48,479
25-2022	Middle School Teachers (Except Special Ed & Vocational)	336					\$61,984
49-9044	Millwrights	146					
51-9023	Mixing & Blending Machine Setters, Operators & Tenders	91	\$15.45	\$11.81	\$15.88	\$18.08	\$32,133
49-3042	Mobile Heavy Equipment Mechanics, Except Engines	78	\$26.30	\$19.71	\$23.88	\$33.12	\$54,700
51-4072	Mold/Coremaking/Casting Mach Set/Oprs/Tend, Metal & Plastic	278	\$16.94	\$14.17	\$16.80	\$19.08	\$35,237
39-4031	Morticians, Undertakers & Funeral Directors	18	\$15.01	\$12.79	\$14.59	\$17.19	\$31,217
49-3051	Motorboat Mechanics & Service Technicians	59	\$23.91	\$17.80	\$21.33	\$27.44	\$49,752
15-1142	Network & Computer Systems Administrators	101	\$33.67	\$25.38	\$33.51	\$40.50	\$70,045

SOC code	Bellingham, WA MSA Occupational title	Estimated employment	Average wage	Percentiles			Annual wage
				25th	50th	75th	
43-4141	New Accounts Clerks	19	\$15.59	\$13.41	\$14.76	\$17.49	\$32,423
39-2021	Nonfarm Animal Caretakers	157	\$11.34	\$10.04	\$10.83	\$11.61	\$23,584
29-1171	Nurse Practitioners	55	\$45.92	\$39.22	\$46.98	\$55.18	\$95,526
29-2061	Nurses, Practical & Vocational (Licensed)	330	\$21.22	\$17.45	\$20.48	\$24.81	\$44,148
31-1014	Nursing Assistants	769	\$14.58	\$11.45	\$13.64	\$17.10	\$30,328
25-1072	Nursing Instructors & Teachers, Postsecondary						\$62,592
29-9011	Occupational Health & Safety Specialists	60	\$33.76	\$26.84	\$33.34	\$41.56	\$70,217
29-1122	Occupational Therapists	56	\$41.97	\$34.84	\$42.79	\$49.08	\$87,293
31-2011	Occupational Therapy Assistants		\$28.39	\$24.74	\$28.52	\$33.32	\$59,042
43-1011	Office & Administrative Support Worker Supervisors	706	\$24.36	\$19.66	\$23.00	\$28.77	\$50,670
43-9199	Office & Administrative Support Workers, All Other	307	\$15.69	\$12.44	\$14.37	\$17.60	\$32,626
43-9061	Office Clerks, General	1,126	\$15.76	\$12.51	\$15.17	\$18.08	\$32,779
47-2073	Operating Engineers & Construction Equipment Operators	393	\$31.08	\$22.86	\$30.23	\$36.48	\$64,633
29-2081	Opticians, Dispensing	103	\$20.62	\$16.01	\$20.59	\$23.70	\$42,901
29-1041	Optometrists						\$187,371
43-4151	Order Clerks	169	\$17.18	\$13.37	\$16.63	\$21.08	\$35,742
51-9111	Packaging & Filling Machine Operators & Tenders	294	\$15.69	\$12.41	\$14.76	\$17.75	\$32,642
53-7064	Packers & Packagers, Hand	778	\$11.54	\$10.21	\$11.10	\$12.01	\$24,014
47-2141	Painters, Construction & Maintenance	263	\$17.52	\$13.82	\$16.16	\$20.32	\$36,451
51-9122	Painters, Transportation Equipment	67	\$22.26	\$17.19	\$21.54	\$26.91	\$46,291
23-2011	Paralegals & Legal Assistants	99	\$25.30	\$23.62	\$26.35	\$28.80	\$52,625
33-3041	Parking Enforcement Workers	10	\$18.52	\$15.69	\$18.87	\$21.79	\$38,503
41-2022	Parts Salespersons	159	\$16.97	\$12.07	\$16.06	\$21.22	\$35,312
43-3051	Payroll & Timekeeping Clerks	110	\$19.89	\$16.04	\$18.98	\$23.56	\$41,364
39-9099	Personal Care & Service Workers, All Other		\$13.01	\$9.67	\$12.66	\$14.00	\$27,048
39-9021	Personal Care Aides	364	\$11.15	\$10.17	\$10.92	\$11.67	\$23,186
13-2052	Personal Financial Advisors	56	\$50.89	\$19.95	\$37.90	\$74.93	\$105,848
39-1021	Personal Service Worker Supervisors	84	\$20.15	\$15.75	\$18.27	\$25.71	\$41,916
37-2021	Pest Control Workers	13					
29-1051	Pharmacists	165	\$55.66	\$51.35	\$55.91	\$60.74	\$115,755
31-9095	Pharmacy Aides	80	\$15.65	\$12.64	\$14.98	\$18.64	\$32,556
29-2052	Pharmacy Technicians	161	\$18.43	\$15.62	\$18.84	\$21.60	\$38,338
31-9097	Phlebotomists		\$16.82	\$14.81	\$16.58	\$18.35	\$34,998
31-2022	Physical Therapist Aides	34	\$12.54	\$10.35	\$11.42	\$13.89	\$26,078
31-2021	Physical Therapist Assistants		\$29.69	\$21.42	\$30.34	\$36.68	\$61,771
29-1123	Physical Therapists	127	\$37.94	\$31.96	\$35.95	\$43.85	\$78,917
29-1071	Physician Assistants	43	\$42.94	\$23.32	\$43.49	\$58.96	\$89,321
29-1069	Physicians & Surgeons, All Other						\$274,857
47-2151	Pipelayers	31	\$30.12	\$26.01	\$31.93	\$34.79	\$62,647
51-8099	Plant & System Operators, All Other	80	\$30.73	\$27.49	\$31.99	\$35.27	\$63,909
47-2152	Plumbers, Pipefitters, & Steamfitters	287	\$29.63	\$23.47	\$27.88	\$34.05	\$61,634
33-1012	Police & Detective Supervisors	63	\$46.52	\$39.71	\$44.58	\$52.27	\$96,769
33-3051	Police & Sheriff's Patrol Officers	254	\$34.96	\$31.93	\$35.77	\$40.45	\$72,705
43-5051	Postal Service Clerks	45	\$23.98	\$15.50	\$27.12	\$27.69	\$49,888
43-5052	Postal Service Mail Carriers	180	\$25.40	\$20.24	\$27.91	\$27.92	\$52,831
43-5053	Postal Svc Mail Sorters/Processors/Processing Mach Oprs	17	\$25.35	\$26.60	\$26.61	\$26.61	\$52,720
11-9131	Postmasters & Mail Superintendents	12	\$35.41	\$30.37	\$36.13	\$39.35	\$73,645
25-1199	Postsecondary Teachers, All Other	12					\$60,727
25-2011	Preschool Teachers, Except Special Education	118	\$14.82	\$12.69	\$14.12	\$16.55	\$30,835
51-5113	Print Binding & Finishing Workers		\$13.87	\$11.52	\$13.85	\$16.37	\$28,855
51-5112	Printing Press Operators	90	\$17.59	\$13.91	\$17.08	\$20.77	\$36,591
21-1092	Probation Officers & Correctional Treatment Specialists		\$27.61	\$25.05	\$27.50	\$33.89	\$57,421
43-3061	Procurement Clerks	13	\$21.45	\$17.18	\$19.17	\$26.57	\$44,611
27-2012	Producers & Directors	44	\$27.98	\$19.28	\$25.93	\$34.33	\$58,192
51-1011	Production & Operating Worker Supervisors	450	\$25.66	\$19.51	\$23.76	\$29.29	\$53,385
51-9198	Production Worker Helpers	213	\$13.32	\$10.89	\$12.10	\$14.95	\$27,705
51-9199	Production Workers, All Other	99	\$11.54	\$10.33	\$11.22	\$12.10	\$24,011
43-5061	Production, Planning & Expediting Clerks	241	\$21.91	\$18.00	\$21.22	\$24.42	\$45,575
43-9081	Proofreaders & Copy Markers	17	\$11.96	\$9.48	\$9.49	\$11.71	\$24,893
11-9141	Property, Real Estate & Community Association Managers	139	\$34.80	\$23.79	\$36.68	\$43.22	\$72,377
33-1099	Protective Service Worker Supervisors, All Other	41	\$24.58	\$18.16	\$24.15	\$28.16	\$51,113
33-9099	Protective Service Workers, All Other	87	\$16.67	\$13.43	\$14.99	\$17.56	\$34,671

SOC code	Bellingham, WA MSA Occupational title	Estimated employment	Average wage	Percentiles			Annual wage
				25th	50th	75th	
25-1066	Psychology Teachers, Postsecondary						\$64,894
11-2031	Public Relations & Fundraising Managers	44	\$47.58	\$35.60	\$43.05	\$54.53	\$98,953
27-3031	Public Relations Specialists	61	\$23.70	\$18.65	\$23.58	\$28.57	\$49,289
13-1023	Purchasing Agents, Except Wholesale/Retail/Farm Products	105	\$25.03	\$17.08	\$24.04	\$30.17	\$52,057
11-3061	Purchasing Managers	16	\$48.87	\$32.43	\$44.14	\$67.70	\$101,661
41-9022	Real Estate Sales Agents	194	\$29.13	\$13.80	\$20.67	\$36.01	\$60,585
43-4171	Receptionists & Information Clerks	767	\$13.79	\$11.28	\$13.39	\$15.98	\$28,689
25-1193	Recreation & Fitness Studies Teachers, Postsecondary						\$43,834
39-9032	Recreation Workers	189	\$15.40	\$10.91	\$13.73	\$18.85	\$32,035
29-1141	Registered Nurses	1,242	\$37.80	\$29.57	\$36.41	\$45.60	\$78,613
21-1015	Rehabilitation Counselors	90	\$21.13	\$15.17	\$19.81	\$25.54	\$43,945
27-3022	Reporters & Correspondents	20	\$18.93	\$12.07	\$17.98	\$24.03	\$39,383
43-4181	Reservation/Transportation Ticket Agents/Travel Clerks	76	\$11.94	\$10.49	\$11.25	\$12.14	\$24,843
41-2031	Retail Salespersons	3,271	\$13.63	\$10.01	\$11.65	\$15.62	\$28,365
47-2181	Roofers	164	\$23.22	\$16.86	\$22.91	\$29.34	\$48,287
41-9099	Sales & Related Workers, All Other		\$14.26	\$12.42	\$13.72	\$15.03	\$29,664
11-2022	Sales Managers	156	\$51.16	\$33.76	\$46.96	\$68.25	\$106,416
41-3099	Sales Reps, Services, All Other	241	\$28.65	\$19.80	\$26.90	\$32.56	\$59,590
41-4012	Sales Reps/Wholesale/Mfg, Except Tech/Science Products	1,021	\$27.23	\$15.99	\$21.94	\$35.88	\$56,645
41-4011	Sales Reps/Wholesale/Mfg, Tech/Scientific Products	86	\$35.10	\$22.87	\$30.12	\$47.80	\$73,023
41-1012	Sales Worker Supervisors, Non-Retail	104	\$29.68	\$20.48	\$24.96	\$36.64	\$61,738
41-1011	Sales Worker Supervisors, Retail	711	\$22.98	\$16.09	\$21.28	\$24.76	\$47,802
51-7041	Sawing Machine Setters/Operators & Tenders, Wood	108	\$14.87	\$12.37	\$14.25	\$17.13	\$30,922
25-2031	Secondary School Teachers, Except Spec/Voc/Tech Education	385					\$63,627
43-6014	Secretaries & Admin Assts, Except Legal/Medical & Exec	1,400	\$17.16	\$14.10	\$16.82	\$19.82	\$35,681
41-3031	Securities, Commodities & Financial Services Sales Agents	129	\$24.27	\$14.32	\$16.04	\$23.56	\$50,463
33-9032	Security Guards	228	\$13.51	\$10.27	\$11.61	\$14.87	\$28,091
25-3021	Self-Enrichment Education Teachers	132	\$15.75	\$10.17	\$12.79	\$20.17	\$32,761
51-9012	Separating & Filtering Machine Setters/Operators/Tenders	18	\$16.42	\$12.95	\$14.58	\$17.61	\$34,158
47-4071	Septic Tank Servicers & Sewer Pipe Cleaners	23	\$15.70	\$12.31	\$14.68	\$19.73	\$32,651
51-6031	Sewing Machine Operators	80	\$15.42	\$12.59	\$15.34	\$17.96	\$32,082
47-2211	Sheet Metal Workers		\$18.75	\$12.84	\$14.43	\$25.53	\$39,005
43-5071	Shipping, Receiving & Traffic Clerks	396	\$16.51	\$13.53	\$16.61	\$19.16	\$34,341
39-5094	Skincare Specialists	64	\$15.23	\$10.53	\$11.37	\$21.88	\$31,657
11-9151	Social & Community Service Managers	97	\$28.62	\$24.42	\$27.80	\$31.90	\$59,530
21-1093	Social & Human Service Assistants	375	\$12.20	\$10.44	\$11.27	\$12.39	\$25,380
21-1029	Social Workers, All Other	38	\$28.11	\$25.70	\$27.88	\$30.05	\$58,465
25-1067	Sociology Teachers, Postsecondary						\$65,817
15-1132	Software Developers, Applications	352	\$37.63	\$26.87	\$34.09	\$44.24	\$78,268
15-1133	Software Developers, Systems Software	31	\$38.58	\$29.36	\$35.78	\$46.61	\$80,256
25-2052	Special Ed Teachers, Kindergarten & Elementary School	71					\$61,923
25-2053	Special Education Teachers, Middle School	45					\$64,661
25-2051	Special Education Teachers, Preschool	20					\$67,348
25-2054	Special Education Teachers, Secondary School	57					\$62,278
29-1127	Speech-Language Pathologists	72	\$34.73	\$27.33	\$34.14	\$40.68	\$72,235
43-5081	Stock Clerks & Order Fillers	915	\$15.61	\$11.53	\$14.36	\$19.32	\$32,464
51-2041	Structural Metal Fabricators & Fitters		\$17.65	\$15.49	\$17.53	\$20.09	\$36,713
21-1011	Substance Abuse & Behavioral Disorder Counselors	112	\$22.21	\$17.68	\$21.06	\$26.08	\$46,186
25-3098	Substitute Teachers	467	\$15.70	\$14.14	\$15.96	\$17.49	\$32,650
29-2055	Surgical Technologists		\$24.57	\$21.37	\$23.57	\$27.37	\$51,094
17-3031	Surveying & Mapping Technicians	51	\$26.71	\$21.22	\$26.02	\$32.32	\$55,565
17-1022	Surveyors		\$34.55	\$28.30	\$35.18	\$41.25	\$71,850
43-2011	Switchboard Operators, Including Answering Service	13	\$16.06	\$15.15	\$16.56	\$17.92	\$33,408
47-2082	Tapers	77	\$23.98	\$19.37	\$24.14	\$28.73	\$49,868
13-2081	Tax Examiners, Collectors & Revenue Agents	72	\$25.96	\$23.29	\$24.45	\$27.00	\$53,984
13-2082	Tax Preparers	35	\$15.40	\$13.16	\$14.42	\$16.93	\$32,041
53-3041	Taxi Drivers & Chauffeurs	101	\$11.79	\$10.22	\$11.36	\$12.93	\$24,522
25-9041	Teacher Assistants	1,009					\$29,689
25-3097	Teachers & Instructors, All Other, Exc Substitute Teachers	123					\$37,740
51-2092	Team Assemblers	435	\$15.64	\$12.13	\$15.10	\$18.36	\$32,540
27-3042	Technical Writers	15	\$35.75	\$30.21	\$35.55	\$41.88	\$74,354
49-2022	Telecom Equip Installers/Repairers, Except Line	114	\$28.49	\$23.93	\$30.52	\$34.11	\$59,244

SOC code	Bellingham, WA MSA Occupational title	Estimated employment	Average wage	Percentiles			Annual wage
				25th	50th	75th	
49-9052	Telecommunications Line Installers & Repairers	19	\$30.06	\$25.16	\$29.62	\$36.99	\$62,519
41-9041	Telemarketers		\$12.81	\$10.26	\$12.31	\$14.33	\$26,657
43-3071	Tellers	445	\$13.40	\$11.22	\$13.14	\$15.13	\$27,857
51-6062	Textile Cutting Machine Setters, Operators & Tenders	13	\$12.83	\$11.91	\$13.12	\$14.16	\$26,708
51-6063	Textile Knitting/Weaving Machine Setters, Oprs & Tenders	66	\$12.19	\$10.78	\$11.96	\$13.59	\$25,364
23-2093	Title Examiners, Abstractors, & Searchers	31	\$24.99	\$18.80	\$25.31	\$30.76	\$51,996
51-4194	Tool Grinders, Filers & Sharpeners		\$25.10	\$22.39	\$26.46	\$28.81	\$52,215
11-3131	Training & Development Managers	20	\$34.34	\$28.74	\$33.33	\$37.66	\$71,434
13-1151	Training & Development Specialists	99	\$23.75	\$17.52	\$21.30	\$27.51	\$49,390
33-9093	Transportation Security Screeners	52	\$18.95	\$17.83	\$18.59	\$20.42	\$39,402
53-6099	Transportation Workers, All Other	24	\$13.00	\$10.56	\$11.41	\$13.68	\$27,044
11-3071	Transportation, Storage & Distribution Managers	48	\$38.87	\$25.95	\$35.27	\$52.72	\$80,834
53-1031	Transportation/Material Moving Vehicle Operator Supervisors	80	\$27.59	\$20.56	\$27.50	\$34.16	\$57,392
53-3032	Truck Drivers, Heavy & Tractor-Trailer	1,028	\$20.99	\$17.45	\$20.68	\$24.02	\$43,656
53-3033	Truck Drivers, Light or Delivery Services	358	\$17.56	\$11.52	\$15.61	\$19.11	\$36,509
19-3051	Urban & Regional Planners	64	\$33.29	\$29.36	\$33.08	\$37.45	\$69,234
29-1131	Veterinarians		\$33.27	\$26.66	\$29.36	\$39.20	\$69,203
31-9096	Veterinary Assistants & Laboratory Animal Caretakers	57	\$12.92	\$11.33	\$12.91	\$14.33	\$26,864
29-2056	Veterinary Technologists & Technicians	27	\$15.35	\$13.69	\$15.42	\$17.24	\$31,930
25-1194	Vocational Education Teachers, Postsecondary	189	\$24.77	\$18.26	\$25.42	\$29.87	\$51,530
35-3031	Waiters & Waitresses	1,698	\$14.19	\$9.62	\$11.35	\$18.13	\$29,511
51-8031	Water & Wastewater Treatment Plant & System Operators	64	\$28.75	\$24.54	\$28.20	\$33.79	\$59,808
15-1134	Web Developers	91	\$29.30	\$25.90	\$29.50	\$34.43	\$60,960
43-5111	Weighers/Measurers/Checkers & Samplers, Recordkeeping	14	\$16.68	\$13.64	\$16.26	\$19.94	\$34,697
51-4121	Welders, Cutters, Solderers & Brazers	303	\$20.65	\$16.95	\$19.82	\$24.14	\$42,962
13-1022	Wholesale & Retail Buyers, Except Farm Products	77	\$23.49	\$18.19	\$21.48	\$25.62	\$48,873
51-7042	Woodworking Mach Setters/Oprs & Tenders, Except Sawing	114	\$19.90	\$14.48	\$19.78	\$25.22	\$41,395
19-1023	Zoologists & Wildlife Biologists	43	\$36.10	\$26.78	\$29.89	\$45.71	\$75,074

Bellingham, Washington MSA

**Bremerton-Silverdale, WA MSA**  
**2015 Occupational Employment**  
**and Wage Estimates**  
**Includes Kitsap County**



SOC code	Bremerton-Silverdale, WA MSA Occupational title	Estimated employment	Average wage	Percentiles			Annual wage
				25th	50th	75th	
13-2011	Accountants & Auditors	446	\$36.10	\$24.92	\$33.53	\$39.60	\$75,074
11-3011	Administrative Services Managers	99	\$37.61	\$26.55	\$36.86	\$46.99	\$78,218
25-3011	Adult Literacy, Remedial Ed, GED Teachers/Instructors	463	\$28.88	\$24.97	\$30.78	\$34.18	\$60,068
41-3011	Advertising Sales Agents	51	\$25.23	\$15.59	\$20.31	\$33.69	\$52,485
49-3011	Aircraft Mechanics & Service Technicians	107	\$33.73	\$27.38	\$33.87	\$38.40	\$70,165
39-3091	Amusement & Recreation Attendants	161	\$10.51	\$9.60	\$9.69	\$10.56	\$21,878
13-2021	Appraisers & Assessors of Real Estate	53	\$33.30	\$28.80	\$33.53	\$37.35	\$69,254
17-1011	Architects, Except Landscape & Naval	51	\$31.08	\$24.36	\$29.30	\$38.55	\$64,641
17-3011	Architectural & Civil Drafters	44	\$21.86	\$18.07	\$20.95	\$24.04	\$45,476
11-9041	Architectural & Engineering Managers	101	\$68.02	\$59.27	\$64.93	\$73.39	\$141,479
27-1011	Art Directors		\$58.47	\$40.13	\$67.76	\$75.26	\$121,615
51-2099	Artists & Related Workers, All Other	51	\$15.57	\$11.31	\$13.27	\$15.58	\$32,377
27-4011	Audio & Video Equipment Technicians		\$30.02	\$21.72	\$32.28	\$36.76	\$62,450
53-6031	Automotive & Watercraft Service Attendants	67	\$12.32	\$10.38	\$11.25	\$12.56	\$25,620
49-3021	Automotive Body & Related Repairers	72	\$19.38	\$14.89	\$18.13	\$22.88	\$40,310
49-3023	Automotive Service Technicians & Mechanics	409	\$21.45	\$16.53	\$21.02	\$26.89	\$44,610
33-3011	Bailiffs	21	\$17.32	\$13.89	\$15.99	\$18.90	\$36,030
51-3011	Bakers	108	\$13.68	\$10.31	\$11.87	\$16.85	\$28,458
35-3011	Bartenders	458	\$15.88	\$9.65	\$11.65	\$19.26	\$33,016
43-3011	Bill & Account Collectors	53	\$18.52	\$16.04	\$17.59	\$19.21	\$38,522
43-3021	Billing & Posting Clerks & Machine Operators	257	\$18.25	\$16.23	\$17.93	\$20.29	\$37,964
19-4021	Biological Technicians	25	\$26.14	\$19.34	\$24.31	\$29.89	\$54,379
43-3031	Bookkeeping, Accounting & Auditing Clerks	997	\$19.91	\$16.01	\$19.74	\$23.80	\$41,415
13-2031	Budget Analysts	19	\$31.49	\$29.46	\$32.29	\$35.42	\$65,502
49-3031	Bus & Truck Mechanics & Diesel Engine Specialists	79	\$28.87	\$23.71	\$27.50	\$32.88	\$60,045
53-3022	Bus Drivers, School or Special Client	415	\$19.52	\$17.50	\$20.39	\$22.38	\$40,596
53-3021	Bus Drivers, Transit & Intercity	270	\$23.61	\$20.92	\$24.11	\$27.79	\$49,096
13-1199	Business Operations Specialists, All Other	1,280	\$36.14	\$29.91	\$36.31	\$43.38	\$75,155
25-1011	Business Teachers, Postsecondary						\$44,452
51-3021	Butchers & Meat Cutters	138	\$21.60	\$17.05	\$22.08	\$25.66	\$44,917
51-7011	Cabinetmakers & Bench Carpenters		\$18.19	\$15.26	\$17.45	\$20.58	\$37,833
53-5021	Captains, Mates & Pilots of Water Vessels	29	\$40.05	\$31.56	\$34.70	\$37.85	\$83,297
43-5011	Cargo & Freight Agents		\$20.20	\$19.34	\$20.86	\$22.39	\$42,013
47-2031	Carpenters	649	\$27.73	\$23.28	\$27.84	\$31.41	\$57,671
17-1021	Cartographers & Photogrammetrists	26	\$35.12	\$29.19	\$35.48	\$41.81	\$73,056
41-2011	Cashiers	2,342	\$14.14	\$10.39	\$12.06	\$15.50	\$29,402
47-2051	Cement Masons & Concrete Finishers	73	\$19.22	\$14.78	\$20.08	\$22.65	\$39,988
35-1011	Chefs & Head Cooks	92					
19-2031	Chemists	60	\$39.06	\$33.18	\$39.83	\$44.42	\$81,239
11-1011	Chief Executives	50					\$165,064
21-1021	Child, Family & School Social Workers	151	\$24.14	\$20.44	\$26.74	\$27.49	\$50,212
39-9011	Childcare Workers	211	\$11.14	\$9.66	\$10.36	\$11.70	\$23,165
29-1011	Chiropractors	35					
17-3022	Civil Engineering Technicians	62	\$30.95	\$27.71	\$30.18	\$34.79	\$64,377
17-2051	Civil Engineers	220	\$41.07	\$35.26	\$40.49	\$45.92	\$85,407
53-7061	Cleaners of Vehicles & Equipment	265	\$11.79	\$9.70	\$10.48	\$11.63	\$24,522
21-2011	Clergy	13	\$25.67	\$21.27	\$26.40	\$30.57	\$53,406
19-3031	Clinical, Counseling & School Psychologists	54	\$33.34	\$29.60	\$33.26	\$36.49	\$69,355
27-2022	Coaches & Scouts	163					\$40,407
51-9121	Coating/Painting/Spraying Machine Setters/Oprs/Tenders		\$12.86	\$10.41	\$12.10	\$14.99	\$26,738
35-3021	Combined Food Prep & Serving Workers, Inc Fast Food	1,749	\$10.85	\$9.64	\$10.10	\$11.39	\$22,583
13-1141	Compensation, Benefits & Job Analysis Specialists	23	\$32.63	\$28.59	\$34.40	\$38.56	\$67,875
13-1041	Compliance Officers (Except Agric/Const/Safety/Trans)	84	\$31.11	\$22.86	\$29.77	\$37.35	\$64,711
15-1111	Computer & Information Research Scientists	63	\$45.52	\$37.35	\$44.71	\$50.15	\$94,664
11-3021	Computer & Information Systems Managers	72	\$53.57	\$43.57	\$51.81	\$64.91	\$111,415

SOC code	Bremerton-Silverdale, WA MSA Occupational title	Estimated employment	Average wage	Percentiles			Annual wage
				25th	50th	75th	
51-4011	Computer Controlled Machine Tool Operators, Metal/Plastic		\$22.03	\$17.31	\$22.26	\$27.17	\$45,802
15-1143	Computer Network Architects		\$50.74	\$48.98	\$52.85	\$56.77	\$105,544
15-1152	Computer Network Support Specialists	54	\$31.34	\$26.48	\$32.16	\$36.37	\$65,198
15-1199	Computer Occupations, All Other	354	\$40.68	\$35.84	\$39.77	\$45.79	\$84,626
43-9011	Computer Operators	12	\$21.94	\$20.14	\$21.59	\$23.02	\$45,636
15-1131	Computer Programmers	92	\$43.60	\$33.02	\$37.96	\$54.62	\$90,700
15-1121	Computer Systems Analysts	184	\$43.16	\$33.53	\$41.16	\$47.54	\$89,787
15-1151	Computer User Support Specialists	173	\$25.87	\$20.99	\$24.72	\$28.91	\$53,801
49-2011	Computer, Automated Teller & Office Machine Repairers	26	\$15.30	\$12.49	\$15.83	\$17.72	\$31,832
19-1031	Conservation Scientists		\$33.39	\$31.94	\$33.58	\$35.88	\$69,447
47-4011	Construction & Building Inspectors	52	\$34.21	\$30.72	\$33.70	\$38.95	\$71,149
47-4099	Construction & Related Workers, All Other	14	\$24.74	\$24.31	\$26.62	\$28.93	\$51,449
47-2061	Construction Laborers	730	\$17.18	\$13.28	\$16.17	\$19.65	\$35,732
11-9021	Construction Managers	92	\$47.52	\$38.18	\$44.36	\$56.65	\$98,842
47-1011	Construction Supervisors of Trades & Extraction Workers	608	\$37.42	\$35.01	\$37.95	\$40.83	\$77,838
35-2011	Cooks, Fast Food	69	\$10.70	\$9.83	\$10.58	\$11.32	\$22,256
35-2012	Cooks, Institution & Cafeteria	369	\$15.21	\$12.71	\$14.40	\$17.17	\$31,626
35-2014	Cooks, Restaurant	1,072	\$12.66	\$10.47	\$12.35	\$14.41	\$26,343
35-2015	Cooks, Short Order		\$11.64	\$10.47	\$11.41	\$12.76	\$24,208
33-3012	Correctional Officers & Jailers	117	\$26.64	\$25.00	\$26.93	\$28.86	\$55,405
13-1051	Cost Estimators	77	\$29.69	\$21.74	\$25.13	\$34.69	\$61,761
41-2021	Counter & Rental Clerks	357	\$13.42	\$11.03	\$12.59	\$15.41	\$27,924
35-3022	Counter Attendants, Cafeteria/Concession & Coffee Shop	559	\$11.23	\$9.53	\$10.26	\$11.71	\$23,359
43-4031	Court, Municipal & License Clerks	90	\$21.82	\$19.77	\$21.45	\$23.49	\$45,383
33-9091	Crossing Guards	44	\$11.40	\$10.19	\$10.84	\$11.50	\$23,717
43-4051	Customer Service Representatives	1,267	\$15.68	\$10.74	\$15.82	\$18.41	\$32,616
51-4031	Cut/Punch/Press Mach Setters/Oprs/Tenders, Metal/Plastic	14	\$18.58	\$14.36	\$17.12	\$22.67	\$38,647
43-9021	Data Entry Keyers	55	\$13.92	\$10.58	\$12.22	\$17.19	\$28,953
41-9011	Demonstrators & Product Promoters	88	\$12.76	\$11.19	\$12.46	\$14.14	\$26,541
31-9091	Dental Assistants	420	\$19.99	\$16.58	\$19.34	\$22.92	\$41,569
29-2021	Dental Hygienists	123	\$47.33	\$42.34	\$46.54	\$53.47	\$98,456
51-9081	Dental Laboratory Technicians	42	\$22.74	\$19.19	\$21.58	\$25.20	\$47,298
33-3021	Detectives & Criminal Investigators	30	\$52.85	\$43.72	\$57.67	\$61.37	\$109,930
29-2032	Diagnostic Medical Sonographers	50	\$39.06	\$36.18	\$40.30	\$43.81	\$81,239
35-9011	Dining Room & Cafeteria Attendants & Bartender Helpers	290	\$11.25	\$9.55	\$9.70	\$11.27	\$23,411
35-9021	Dishwashers	424	\$10.71	\$9.57	\$10.17	\$11.36	\$22,276
43-5032	Dispatchers (Except Police, Fire & Ambulance)	128	\$18.80	\$13.65	\$18.02	\$22.68	\$39,121
17-3019	Drafters, All Other	38	\$30.52	\$25.08	\$27.74	\$33.00	\$63,474
53-3031	Driver/Sales Workers	289	\$12.95	\$9.63	\$10.36	\$11.87	\$26,942
47-2081	Drywall & Ceiling Tile Installers		\$23.44	\$13.88	\$26.15	\$30.58	\$48,754
27-3041	Editors	55	\$28.24	\$22.43	\$27.28	\$33.54	\$58,739
11-9031	Educ Administrators, Preschool/Childcare Center/Program		\$25.23	\$15.15	\$27.65	\$32.44	\$52,483
11-9039	Education Administrators, All Other	21	\$41.72	\$36.79	\$44.14	\$48.71	\$86,786
11-9032	Education Administrators, Elementary & Secondary School	147					\$109,448
11-9033	Education Administrators, Postsecondary	29	\$41.33	\$33.25	\$38.70	\$45.78	\$85,964
25-9099	Education, Training & Library Workers, All Other	77	\$24.23	\$19.12	\$22.42	\$28.88	\$50,394
21-1012	Educational, Guidance, Vocational & School Counselors	111	\$31.19	\$28.16	\$32.50	\$35.44	\$64,874
51-2022	Electrical & Electronic Equipment Assemblers	13	\$19.29	\$14.04	\$18.54	\$24.43	\$40,113
17-3023	Electrical & Electronics Engineering Technicians	248	\$37.48	\$33.17	\$38.20	\$42.18	\$77,944
17-2071	Electrical Engineers	116	\$40.74	\$36.15	\$39.77	\$45.79	\$84,737
49-2093	Electrical/Electronics Install/Repair, Transp Equip	40	\$22.98	\$21.80	\$21.81	\$24.55	\$47,794
49-2094	Electrical/Electronics Repairers, Comm & Industrial Equip	231	\$30.25	\$28.98	\$30.18	\$33.18	\$62,935
47-2111	Electricians	899	\$28.03	\$22.65	\$28.22	\$32.03	\$58,310
17-2072	Electronics Engineers, Except Computer	178	\$46.21	\$39.77	\$45.86	\$53.04	\$96,104
25-2021	Elementary School Teachers, Except Special Education	916					\$62,085
43-4061	Eligibility Interviewers, Government Programs	21	\$21.42	\$16.65	\$22.58	\$24.85	\$44,550
17-3029	Engineering Technicians, Except Drafters, All Other	992	\$39.67	\$35.18	\$39.76	\$44.40	\$82,496
17-2199	Engineers, All Other	330	\$48.45	\$40.84	\$50.15	\$55.89	\$100,768
17-2081	Environmental Engineers	53	\$46.67	\$40.97	\$47.00	\$51.59	\$97,067
19-4091	Environmental Science & Protection Techs (Inc Health)	24	\$24.48	\$20.34	\$22.91	\$29.33	\$50,911
19-2041	Environmental Scientists & Specialists (Inc Health)	117	\$39.30	\$28.18	\$37.37	\$47.29	\$81,746
43-6011	Executive Secretaries & Administrative Assistants	142	\$26.05	\$20.33	\$26.20	\$30.67	\$54,191



SOC code	Bremerton-Silverdale, WA MSA Occupational title	Estimated employment	Average wage	Percentiles			Annual wage
				25th	50th	75th	
29-1062	Family & General Practitioners	38					\$191,711
45-2092	Farm Workers & Laborers/Crop/Nursery & Greenhouse	21	\$17.44	\$12.26	\$16.84	\$21.43	\$36,269
43-4071	File Clerks	17	\$12.95	\$11.40	\$12.88	\$14.13	\$26,943
13-2051	Financial Analysts	29	\$45.25	\$31.90	\$39.29	\$54.87	\$94,127
11-3031	Financial Managers	154	\$44.54	\$33.93	\$39.01	\$52.50	\$92,656
13-2099	Financial Specialists, All Other	131	\$35.63	\$30.16	\$34.18	\$39.77	\$74,121
33-2011	Fire Fighters	268	\$34.35	\$26.19	\$33.53	\$42.76	\$71,458
39-1021	Fire Fighting & Prevention Worker Supervisors	88	\$49.08	\$43.13	\$51.74	\$57.01	\$102,083
39-9031	Fitness Trainers & Aerobics Instructors	172	\$22.06	\$16.95	\$21.53	\$27.10	\$45,881
27-1023	Floral Designers	49	\$16.41	\$13.18	\$16.14	\$20.02	\$34,120
35-9099	Food Preparation & Serving Related Workers, All Other		\$12.19	\$9.53	\$12.32	\$14.04	\$25,362
35-1012	Food Preparation & Serving Worker Supervisors	489	\$15.54	\$11.76	\$14.32	\$18.16	\$32,331
35-2021	Food Preparation Workers	532	\$12.50	\$9.60	\$10.47	\$15.39	\$25,996
35-3041	Food Servers, Nonrestaurant	300	\$11.27	\$9.55	\$10.74	\$12.60	\$23,451
11-9051	Food Service Managers	93	\$25.40	\$18.90	\$24.69	\$29.88	\$52,828
13-1131	Fundraisers	21	\$22.12	\$17.39	\$23.71	\$26.84	\$46,024
39-3012	Gaming & Sports Book Writers & Runners		\$11.76	\$10.38	\$11.23	\$12.30	\$24,463
43-3041	Gaming Cage Workers		\$10.87	\$9.47	\$9.76	\$11.29	\$22,610
39-3011	Gaming Dealers	310	\$9.82	\$9.53	\$9.60	\$9.71	\$20,437
39-1011	Gaming Supervisors	67	\$23.04	\$17.38	\$21.81	\$28.49	\$47,914
11-1021	General & Operations Managers	899	\$52.85	\$36.26	\$48.72	\$59.45	\$109,924
47-2121	Glaziers	20	\$22.21	\$17.71	\$22.82	\$26.78	\$46,210
27-1024	Graphic Designers	67	\$21.83	\$14.53	\$20.60	\$28.63	\$45,395
39-5012	Hairdressers, Hairstylists & Cosmetologists	287	\$16.22	\$12.23	\$14.79	\$19.89	\$33,731
47-4041	Hazardous Materials Removal Workers	37	\$25.25	\$24.58	\$26.55	\$27.52	\$52,523
17-2111	Health & Safety Engineers, Except Mining	43	\$47.90	\$41.41	\$48.46	\$55.33	\$99,622
29-1199	Health Diagnosing & Treating Practitioners, All Other	18	\$41.08	\$32.41	\$40.67	\$51.43	\$85,437
21-1091	Health Educators		\$36.65	\$29.02	\$35.60	\$44.75	\$76,240
29-2099	Health Technologists & Technicians, All Other	44	\$25.38	\$20.84	\$25.22	\$29.48	\$52,797
29-9099	Healthcare Practitioners & Technical Workers, All Other		\$17.54	\$15.53	\$17.19	\$18.84	\$36,483
29-2092	Hearing Aid Specialists	35					
49-9021	Heating/Air Cond/Refrigeration Mechanics & Installers	121	\$30.07	\$26.29	\$30.31	\$34.21	\$62,529
53-1021	Helper/Laborer & Material Mover(hand) Supervisors	22	\$24.90	\$17.93	\$22.65	\$33.01	\$51,790
47-4051	Highway Maintenance Workers	38	\$25.01	\$22.53	\$25.63	\$27.77	\$52,017
49-9031	Home Appliance Repairers		\$16.07	\$11.63	\$14.39	\$18.27	\$33,445
31-1011	Home Health Aides		\$14.59	\$11.96	\$14.77	\$17.20	\$30,339
35-9031	Hosts & Hostesses, Restaurant, Lounge & Coffee Shop	312	\$10.21	\$9.57	\$9.68	\$10.54	\$21,234
43-4081	Hotel, Motel & Resort Desk Clerks	90	\$11.22	\$9.67	\$10.58	\$11.73	\$23,351
37-1011	Housekeeping & Janitorial Worker Supervisors	72	\$18.10	\$14.70	\$17.82	\$21.19	\$37,645
13-1071	Human Resource Specialists	345	\$33.12	\$24.92	\$32.40	\$39.77	\$68,879
43-4161	Human Resources Assistants, Except Payroll & Timekeeping	142	\$19.88	\$16.47	\$20.19	\$22.44	\$41,354
11-3121	Human Resources Managers	42	\$51.51	\$40.71	\$51.60	\$60.49	\$107,146
17-2112	Industrial Engineers	60	\$41.21	\$36.15	\$40.25	\$46.99	\$85,711
11-3051	Industrial Production Managers	53	\$44.17	\$33.58	\$37.82	\$53.67	\$91,876
53-7051	Industrial Truck & Tractor Operators	61	\$17.79	\$13.58	\$18.84	\$21.87	\$37,007
43-4199	Information & Record Clerks, All Other	225	\$21.52	\$18.62	\$21.41	\$24.71	\$44,763
51-9061	Inspectors, Testers, Sorters, Samplers & Weighers	145	\$25.30	\$20.09	\$24.69	\$30.86	\$52,632
49-9098	Installation, Maintenance & Repair Helpers	47	\$13.51	\$10.87	\$12.15	\$14.79	\$28,090
49-9099	Installation, Maintenance & Repair Workers, All Other	924	\$27.68	\$22.67	\$29.13	\$31.44	\$57,591
25-9031	Instructional Coordinators	32	\$27.74	\$21.68	\$27.42	\$33.32	\$57,705
43-9041	Insurance Claims & Policy Processing Clerks		\$20.99	\$16.55	\$17.93	\$20.15	\$43,647
41-3021	Insurance Sales Agents	180	\$25.17	\$17.36	\$21.91	\$31.38	\$52,360
43-4111	Interviewers, Except Eligibility & Loan	76	\$18.43	\$11.80	\$19.72	\$22.63	\$38,340
37-2011	Janitors & Cleaners, Except Maids & Housekeeping	1,127	\$14.31	\$10.96	\$13.67	\$17.31	\$29,756
51-9071	Jewelers & Precious Stone & Metal Workers		\$15.98	\$11.29	\$15.02	\$19.46	\$33,242
23-1023	Judges, Magistrate Judges & Magistrates	25	\$43.75	\$35.75	\$37.37	\$55.75	\$91,004
25-2012	Kindergarten Teachers, Except Special Education	117					\$59,043
13-1075	Labor Relations Specialists	33	\$28.10	\$24.51	\$28.21	\$32.41	\$58,435
53-7062	Laborers & Freight, Stock & Material Movers, Hand	798	\$15.63	\$11.67	\$15.03	\$18.17	\$32,503
17-1012	Landscape Architects		\$30.04	\$20.88	\$22.57	\$47.57	\$62,491
37-3011	Landscaping & Groundskeeping Workers	598	\$15.88	\$12.52	\$14.96	\$19.57	\$33,036
37-1012	Landscaping/Lawn & Groundskeeping Worker Supervisors	60	\$22.30	\$18.78	\$21.42	\$23.88	\$46,372

SOC code	Bremerton-Silverdale, WA MSA Occupational title	Estimated employment	Average wage	Percentiles			Annual wage
				25th	50th	75th	
51-6011	Laundry & Dry-Cleaning Workers	71	\$12.43	\$10.51	\$11.75	\$14.29	\$25,853
23-1011	Lawyers	166	\$47.05	\$30.29	\$50.77	\$60.95	\$97,858
43-6012	Legal Secretaries	53	\$19.60	\$15.38	\$18.43	\$24.23	\$40,765
23-2099	Legal Support Workers, All Other	20	\$23.93	\$19.66	\$21.69	\$29.85	\$49,766
11-1031	Legislators						\$133,306
25-4021	Librarians	71	\$31.88	\$30.47	\$33.43	\$36.16	\$66,303
43-4121	Library Assistants, Clerical	34	\$14.78	\$13.23	\$14.51	\$16.45	\$30,739
33-9092	Lifeguards/Ski Patrol & Recreational Protective Svc Workers	39	\$10.74	\$9.65	\$10.40	\$11.48	\$22,327
43-4131	Loan Interviewers & Clerks	106	\$18.16	\$15.46	\$17.68	\$20.67	\$37,751
13-2072	Loan Officers	137	\$37.35	\$22.04	\$33.07	\$48.33	\$77,690
13-1081	Logisticians	256	\$37.10	\$31.16	\$36.16	\$42.18	\$77,173
51-4041	Machinists	268	\$27.19	\$21.89	\$29.30	\$31.55	\$56,540
29-2035	Magnetic Resonance Imaging Technologists	12	\$33.64	\$23.57	\$36.58	\$42.40	\$69,984
37-2012	Maids & Housekeeping Cleaners	404	\$11.55	\$10.08	\$10.97	\$11.87	\$24,024
43-9051	Mail Clerks & Mail Machine Oprs, Except Postal Service	39	\$15.88	\$11.46	\$16.81	\$18.98	\$33,042
49-9071	Maintenance & Repair Workers, General	824	\$21.01	\$14.60	\$20.46	\$27.26	\$43,708
13-1111	Management Analysts	348	\$38.90	\$32.17	\$38.55	\$43.48	\$80,894
11-9199	Managers, All Other	154	\$55.03	\$44.41	\$53.01	\$64.34	\$114,467
13-1161	Market Research Analysts & Marketing Specialists	125	\$29.67	\$20.78	\$27.40	\$37.17	\$61,710
11-2021	Marketing Managers	25	\$60.19	\$38.48	\$59.47	\$75.79	\$125,195
31-9011	Massage Therapists	129	\$27.94	\$22.34	\$31.71	\$34.71	\$58,113
51-3022	Meat, Poultry & Fish Cutters & Trimmers	14					
17-3013	Mechanical Drafters	35	\$24.35	\$20.80	\$24.07	\$27.65	\$50,648
17-3027	Mechanical Engineering Technicians	15	\$27.21	\$21.95	\$25.14	\$33.28	\$56,600
17-2141	Mechanical Engineers	509	\$41.68	\$36.16	\$40.97	\$47.00	\$86,694
49-1011	Mechanics, Installers & Repairers Supervisors	791	\$39.35	\$36.52	\$40.85	\$44.09	\$81,848
29-2012	Medical & Clinical Laboratory Technicians	24	\$28.74	\$24.14	\$28.06	\$33.54	\$59,763
29-2011	Medical & Clinical Laboratory Technologists	36	\$29.34	\$24.15	\$30.44	\$34.89	\$61,031
11-9111	Medical & Health Services Managers	158					
31-9092	Medical Assistants	484	\$16.87	\$15.02	\$16.76	\$18.43	\$35,090
31-9093	Medical Equipment Preparers		\$14.82	\$10.54	\$11.55	\$20.18	\$30,819
29-2071	Medical Records & Health Information Technicians	181	\$19.09	\$14.63	\$18.28	\$21.83	\$39,717
43-6013	Medical Secretaries	259	\$17.76	\$13.07	\$16.64	\$22.01	\$36,949
13-1121	Meeting,Convention & Event Planners	21	\$19.47	\$13.77	\$15.49	\$26.46	\$40,488
21-1023	Mental Health & Substance Abuse Social Workers		\$23.98	\$21.26	\$24.60	\$27.43	\$49,877
27-1026	Merchandise Displayers & Window Trimmers	51	\$16.83	\$14.01	\$16.86	\$19.71	\$35,002
25-2022	Middle School Teachers (Except Special Ed & Vocational)	230					\$61,568
49-3042	Mobile Heavy Equipment Mechanics, Except Engines	152	\$27.39	\$24.59	\$29.23	\$31.43	\$56,982
53-3099	Motor Vehicle Operators, All Other	53	\$25.56	\$25.11	\$26.65	\$27.62	\$53,162
49-3051	Motorboat Mechanics & Service Technicians	25	\$19.70	\$16.25	\$18.27	\$24.06	\$40,980
49-3052	Motorcycle Mechanics	25					
11-9121	Natural Sciences Managers	34	\$63.59	\$50.15	\$56.24	\$66.31	\$132,262
15-1142	Network & Computer Systems Administrators	120	\$38.32	\$32.12	\$36.84	\$45.41	\$79,698
43-4141	New Accounts Clerks		\$15.61	\$13.90	\$15.82	\$17.51	\$32,474
39-2021	Nonfarm Animal Caretakers	135	\$11.23	\$10.19	\$10.95	\$11.72	\$23,359
29-1171	Nurse Practitioners	81	\$51.16	\$43.85	\$51.47	\$57.70	\$106,426
29-2061	Nurses, Practical & Vocational (Licensed)	373	\$23.15	\$20.88	\$22.56	\$25.69	\$48,143
31-1014	Nursing Assistants	1,365	\$14.14	\$11.22	\$13.37	\$16.21	\$29,409
29-9011	Occupational Health & Safety Specialists	143	\$36.48	\$30.17	\$36.70	\$43.38	\$75,885
29-9012	Occupational Health & Safety Technicians	51	\$17.19	\$13.91	\$16.09	\$18.47	\$35,753
29-1122	Occupational Therapists	92	\$39.31	\$33.00	\$39.96	\$45.79	\$81,766
43-1011	Office & Administrative Support Worker Supervisors	766	\$28.31	\$20.01	\$25.89	\$35.48	\$58,880
43-9199	Office & Administrative Support Workers, All Other	195	\$16.63	\$13.40	\$15.42	\$19.13	\$34,595
43-9061	Office Clerks, General	1,117	\$15.56	\$12.54	\$14.83	\$17.99	\$32,362
47-2073	Operating Engineers & Construction Equipment Operators	151	\$30.17	\$23.06	\$29.55	\$34.74	\$62,738
29-2057	Ophthalmic Medical Technicians	75	\$19.99	\$17.01	\$19.30	\$22.61	\$41,573
29-2081	Opticians, Dispensing	53	\$19.64	\$13.73	\$20.65	\$24.91	\$40,843
29-1041	Optometrists						\$135,943
43-4151	Order Clerks	82	\$16.23	\$12.21	\$14.76	\$19.43	\$33,743
49-3053	Outdoor Power Equipment & Other Small Engine Mechanics	22	\$17.30	\$13.03	\$17.37	\$21.53	\$35,990
51-9111	Packaging & Filling Machine Operators & Tenders	21	\$14.69	\$12.89	\$13.97	\$15.06	\$30,545
53-7064	Packers & Packagers, Hand	177	\$12.13	\$9.70	\$10.56	\$12.95	\$25,234

SOC code	Bremerton-Silverdale, WA MSA Occupational title	Estimated employment	Average wage	Percentiles			Annual wage
				25th	50th	75th	
47-2141	Painters, Construction & Maintenance	743	\$21.92	\$16.53	\$21.80	\$27.12	\$45,602
51-9122	Painters, Transportation Equipment	21	\$20.98	\$16.91	\$19.15	\$26.52	\$43,624
23-2011	Paralegals & Legal Assistants	201	\$23.93	\$20.10	\$23.28	\$27.87	\$49,776
41-2022	Parts Salespersons	171	\$15.28	\$11.58	\$13.98	\$17.62	\$31,770
43-3051	Payroll & Timekeeping Clerks	65	\$19.93	\$16.90	\$19.96	\$22.93	\$41,465
39-9021	Personal Care Aides	639	\$11.69	\$10.37	\$11.24	\$12.54	\$24,310
13-2052	Personal Financial Advisors	54					
39-1021	Personal Service Worker Supervisors	84	\$20.24	\$14.83	\$19.79	\$23.20	\$42,110
29-1051	Pharmacists	162	\$57.33	\$50.40	\$57.79	\$67.88	\$119,253
29-2052	Pharmacy Technicians	195	\$20.03	\$17.85	\$20.55	\$22.77	\$41,654
27-4021	Photographers		\$15.95	\$11.62	\$14.97	\$18.10	\$33,167
31-2022	Physical Therapist Aides	22					
31-2021	Physical Therapist Assistants	29	\$27.64	\$22.83	\$27.45	\$32.33	\$57,499
29-1123	Physical Therapists	100	\$39.42	\$33.94	\$38.00	\$44.78	\$81,990
29-1071	Physician Assistants	43	\$50.62	\$39.20	\$46.96	\$66.50	\$105,270
47-2151	Pipelayers	57	\$27.43	\$23.01	\$27.45	\$32.59	\$57,053
47-2152	Plumbers, Pipefitters, & Steamfitters	902	\$29.76	\$21.79	\$28.09	\$32.33	\$61,897
33-1012	Police & Detective Supervisors	79	\$42.86	\$38.79	\$42.36	\$46.53	\$89,136
33-3051	Police & Sheriff's Patrol Officers	335	\$30.45	\$24.14	\$32.36	\$35.45	\$63,334
43-5031	Police, Fire & Ambulance Dispatchers	73	\$24.94	\$21.82	\$25.44	\$28.26	\$51,877
43-5051	Postal Service Clerks	63	\$23.37	\$15.50	\$26.22	\$27.13	\$48,610
43-5052	Postal Service Mail Carriers	204	\$25.53	\$20.24	\$27.59	\$27.92	\$53,095
43-5053	Postal Svc Mail Sorters/Processors/Processing Mach Oprs	12	\$19.30	\$12.18	\$19.13	\$26.61	\$40,146
11-9131	Postmasters & Mail Superintendents	15	\$36.05	\$31.67	\$36.98	\$37.85	\$74,983
25-2011	Preschool Teachers, Except Special Education	84	\$15.47	\$11.54	\$14.20	\$17.80	\$32,173
51-5112	Printing Press Operators	36	\$16.51	\$13.91	\$16.09	\$19.03	\$34,331
21-1092	Probation Officers & Correctional Treatment Specialists	56	\$29.76	\$26.17	\$27.81	\$33.96	\$61,903
43-3061	Procurement Clerks	110	\$22.87	\$21.41	\$22.44	\$24.48	\$47,564
27-2012	Producers & Directors	19	\$19.41	\$11.54	\$16.65	\$18.71	\$40,366
51-1011	Production & Operating Worker Supervisors	433	\$36.85	\$34.93	\$38.13	\$41.91	\$76,632
51-9198	Production Worker Helpers	60	\$16.20	\$9.64	\$11.66	\$25.79	\$33,700
51-9199	Production Workers, All Other	18	\$13.18	\$10.57	\$11.61	\$14.12	\$27,420
11-9141	Property, Real Estate & Community Association Managers	29	\$29.57	\$19.99	\$29.89	\$38.02	\$61,497
33-1099	Protective Service Worker Supervisors, All Other	26	\$24.99	\$17.75	\$22.12	\$31.90	\$51,992
33-9099	Protective Service Workers, All Other	132	\$14.86	\$12.42	\$13.96	\$16.62	\$30,890
11-2031	Public Relations & Fundraising Managers	13	\$35.79	\$28.31	\$34.58	\$41.82	\$74,456
27-3031	Public Relations Specialists	128	\$27.34	\$21.66	\$25.24	\$30.24	\$56,874
13-1023	Purchasing Agents, Except Wholesale/Retail/Farm Products	234	\$34.47	\$24.45	\$36.15	\$42.18	\$71,708
11-3061	Purchasing Managers	11	\$51.45	\$42.09	\$57.56	\$65.74	\$107,024
41-9021	Real Estate Brokers	13	\$33.88	\$32.21	\$34.57	\$36.91	\$70,466
41-9022	Real Estate Sales Agents	68	\$21.79	\$12.95	\$15.42	\$30.74	\$45,339
43-4171	Receptionists & Information Clerks	757	\$13.95	\$12.10	\$13.78	\$15.80	\$29,034
39-9032	Recreation Workers	172	\$15.91	\$12.05	\$14.46	\$18.16	\$33,087
53-7081	Refuse & Recyclable Material Collectors	79	\$24.06	\$19.05	\$24.61	\$28.61	\$50,061
29-1141	Registered Nurses		\$36.96	\$30.11	\$36.12	\$43.55	\$76,869
21-1015	Rehabilitation Counselors	229	\$15.54	\$11.77	\$14.76	\$17.69	\$32,335
41-2031	Retail Salespersons	3,155	\$14.51	\$10.91	\$12.40	\$15.98	\$30,177
47-2181	Roofers	90	\$20.86	\$16.76	\$19.89	\$23.60	\$43,393
53-5011	Sailors & Marine Oilers	42	\$27.69	\$23.69	\$29.20	\$29.21	\$57,605
41-9099	Sales & Related Workers, All Other	30	\$17.38	\$12.74	\$14.73	\$19.11	\$36,150
11-2022	Sales Managers	81	\$57.37	\$35.65	\$50.14	\$75.27	\$119,344
41-3099	Sales Reps, Services, All Other	142	\$26.16	\$17.16	\$21.91	\$28.17	\$54,413
41-4012	Sales Reps/Wholesale/Mfg, Except Tech/Science Products	383	\$22.14	\$14.62	\$18.82	\$27.35	\$46,041
41-4011	Sales Reps/Wholesale/Mfg, Tech/Scientific Products	27	\$34.34	\$19.04	\$35.79	\$46.61	\$71,430
41-1012	Sales Worker Supervisors, Non-Retail	66	\$31.16	\$25.42	\$30.25	\$36.07	\$64,818
41-1011	Sales Worker Supervisors, Retail	678	\$22.19	\$16.80	\$21.18	\$24.98	\$46,167
25-2031	Secondary School Teachers, Except Spec/Voc/Tech Education	261					\$62,744
43-6014	Secretaries & Admin Assts, Except Legal/Medical & Exec	1,203	\$19.18	\$16.00	\$18.60	\$22.48	\$39,892
41-3031	Securities, Commodities & Financial Services Sales Agents	76					
33-9032	Security Guards	586	\$17.23	\$11.15	\$14.27	\$23.88	\$35,836
25-3021	Self-Enrichment Education Teachers	179	\$21.86	\$12.68	\$18.05	\$26.48	\$45,466
51-6031	Sewing Machine Operators	42	\$14.26	\$12.07	\$13.85	\$16.30	\$29,659

SOC code	Bremerton-Silverdale, WA MSA Occupational title	Estimated employment	Average wage	Percentiles			Annual wage
				25th	50th	75th	
47-2211	Sheet Metal Workers	178	\$26.35	\$20.92	\$28.07	\$30.85	\$54,803
43-5071	Shipping, Receiving & Traffic Clerks	288	\$20.17	\$15.84	\$21.52	\$24.41	\$41,952
39-5094	Skincare Specialists	20	\$19.15	\$13.40	\$14.81	\$26.35	\$39,832
11-9151	Social & Community Service Managers	82	\$30.51	\$22.54	\$29.55	\$38.66	\$63,464
21-1093	Social & Human Service Assistants	292	\$12.44	\$10.23	\$11.24	\$13.39	\$25,866
19-3099	Social Scientists & Related Workers, All Other	28	\$35.78	\$30.17	\$34.74	\$39.21	\$74,425
21-1029	Social Workers, All Other	42	\$33.52	\$31.43	\$34.91	\$39.20	\$69,720
15-1132	Software Developers, Applications	196	\$50.25	\$36.87	\$44.24	\$56.01	\$104,510
15-1133	Software Developers, Systems Software	41	\$53.20	\$42.77	\$49.10	\$63.83	\$110,675
25-2052	Special Ed Teachers, Kindergarten & Elementary School	116					\$61,081
25-2053	Special Education Teachers, Middle School	40					\$57,725
25-2051	Special Education Teachers, Preschool	43					\$56,488
25-2054	Special Education Teachers, Secondary School	67					\$62,207
29-1127	Speech-Language Pathologists	94	\$33.93	\$30.82	\$34.07	\$37.30	\$70,572
43-5081	Stock Clerks & Order Fillers	950	\$15.71	\$10.93	\$13.91	\$20.79	\$32,677
51-2041	Structural Metal Fabricators & Fitters		\$26.00	\$25.01	\$26.91	\$28.82	\$54,067
21-1011	Substance Abuse & Behavioral Disorder Counselors	278	\$20.26	\$16.67	\$19.23	\$23.78	\$42,141
29-1067	Surgeons						\$270,760
17-1022	Surveyors	17	\$36.79	\$33.68	\$38.85	\$42.48	\$76,524
43-2011	Switchboard Operators, Including Answering Service	16	\$13.15	\$10.76	\$12.04	\$15.07	\$27,359
13-2082	Tax Preparers	132	\$18.19	\$13.39	\$16.62	\$20.46	\$37,841
53-3041	Taxi Drivers & Chauffeurs	46	\$12.43	\$9.64	\$11.84	\$14.57	\$25,864
25-9041	Teacher Assistants	1,031					\$32,406
25-3097	Teachers & Instructors, All Other, Exc Substitute Teachers	142					\$75,885
51-2092	Team Assemblers	137	\$16.51	\$12.66	\$16.01	\$20.10	\$34,341
27-3042	Technical Writers	30					
49-2022	Telecom Equip Installers/Repairers, Except Line	83	\$31.00	\$28.70	\$31.90	\$34.66	\$64,476
41-9041	Telemarketers		\$11.96	\$10.46	\$11.47	\$13.01	\$24,865
43-3071	Tellers	356	\$15.12	\$12.74	\$14.80	\$17.50	\$31,449
49-3093	Tire Repairers & Changers	95	\$12.91	\$10.88	\$12.24	\$14.08	\$26,853
23-2093	Title Examiners, Abstractors, & Searchers	33	\$22.50	\$17.74	\$21.37	\$26.68	\$46,795
11-3131	Training & Development Managers	12	\$40.61	\$23.39	\$42.29	\$47.72	\$84,464
13-1151	Training & Development Specialists	67	\$31.99	\$20.40	\$31.81	\$39.86	\$66,537
11-3071	Transportation, Storage & Distribution Managers	21	\$42.40	\$37.11	\$43.08	\$48.43	\$88,195
53-1031	Transportation/Material Moving Vehicle Operator Supervisors	123	\$34.91	\$31.52	\$35.88	\$38.84	\$72,621
41-3041	Travel Agents	21	\$16.18	\$10.34	\$12.03	\$21.26	\$33,656
53-3032	Truck Drivers, Heavy & Tractor-Trailer	406	\$22.88	\$20.10	\$22.67	\$26.33	\$47,581
53-3033	Truck Drivers, Light or Delivery Services	370	\$17.58	\$12.46	\$16.90	\$22.35	\$36,560
19-3051	Urban & Regional Planners	80	\$32.51	\$25.89	\$30.34	\$37.29	\$67,611
29-1131	Veterinarians	63	\$38.27	\$32.74	\$36.39	\$43.50	\$79,586
31-9096	Veterinary Assistants & Laboratory Animal Caretakers	106	\$12.41	\$10.10	\$12.18	\$14.14	\$25,791
29-2056	Veterinary Technologists & Technicians	84	\$18.19	\$15.81	\$17.71	\$20.34	\$37,831
25-1194	Vocational Education Teachers, Postsecondary	184	\$23.89	\$17.37	\$22.69	\$29.06	\$49,684
35-3031	Waiters & Waitresses	1,390					
51-8031	Water & Wastewater Treatment Plant & System Operators	89	\$28.77	\$25.57	\$28.75	\$32.59	\$59,858
15-1134	Web Developers	40					
51-4121	Welders, Cutters, Solderers & Brazers	615	\$25.65	\$19.42	\$25.59	\$31.55	\$53,344
13-1022	Wholesale & Retail Buyers, Except Farm Products	64	\$28.03	\$21.75	\$27.38	\$34.13	\$58,283
51-7042	Woodworking Mach Setters/Oprs & Tenders, Except Sawing	27	\$18.96	\$15.06	\$18.42	\$22.39	\$39,441
43-9022	Word Processors & Typists	23	\$20.76	\$18.26	\$20.51	\$22.88	\$43,180
27-3043	Writers & Authors	14	\$29.37	\$15.53	\$29.69	\$40.97	\$61,092
19-1023	Zoologists & Wildlife Biologists	42	\$34.32	\$26.00	\$31.92	\$39.63	\$71,394

# Kennewick-Pasco-Richland, WA MSA

## 2015 Occupational Employment and Wage Estimates Includes Benton and Franklin counties



SOC code	Kennewick-Pasco-Richland, WA MSA Occupational title	Estimated employment	Average wage	Percentiles			Annual wage
				25th	50th	75th	
13-2011	Accountants & Auditors	695	\$32.58	\$24.38	\$31.30	\$39.34	\$67,753
11-3011	Administrative Services Managers	158	\$54.23	\$37.21	\$53.13	\$68.57	\$112,794
25-3011	Adult Literacy, Remedial Ed, GED Teachers/Instructors	173	\$27.28	\$22.28	\$27.89	\$33.05	\$56,732
41-3011	Advertising Sales Agents	55	\$32.92	\$17.91	\$27.33	\$37.39	\$68,475
19-4011	Agricultural & Food Science Technicians	75	\$20.15	\$15.76	\$18.35	\$25.61	\$41,917
45-2091	Agricultural Equipment Operators		\$17.60	\$15.22	\$17.67	\$20.49	\$36,623
45-2011	Agricultural Inspectors	14	\$23.77	\$23.12	\$23.68	\$23.69	\$49,453
39-3091	Amusement & Recreation Attendants	32	\$10.71	\$9.60	\$10.25	\$11.52	\$22,276
13-2021	Appraisers & Assessors of Real Estate	56	\$33.59	\$27.39	\$34.62	\$39.18	\$69,862
17-1011	Architects, Except Landscape & Naval	43	\$42.69	\$33.35	\$41.10	\$51.52	\$88,793
17-3011	Architectural & Civil Drafters	51	\$27.18	\$21.68	\$26.15	\$32.65	\$56,539
11-9041	Architectural & Engineering Managers	495	\$70.34	\$57.12	\$66.97	\$80.72	\$146,316
25-4011	Archivists		\$33.38	\$27.26	\$31.88	\$39.54	\$69,437
51-2099	Artists & Related Workers, All Other	19	\$13.59	\$10.72	\$11.72	\$14.01	\$28,265
27-4011	Audio & Video Equipment Technicians		\$13.38	\$12.19	\$13.26	\$14.34	\$27,854
53-6031	Automotive & Watercraft Service Attendants	106	\$11.83	\$10.28	\$11.26	\$12.65	\$24,614
49-3021	Automotive Body & Related Repairers	31	\$21.92	\$18.29	\$21.96	\$26.17	\$45,594
49-3023	Automotive Service Technicians & Mechanics	462	\$20.70	\$13.90	\$18.88	\$26.41	\$43,048
51-3011	Bakers	190	\$11.85	\$9.72	\$10.94	\$12.67	\$24,642
35-3011	Bartenders	394	\$12.51	\$10.00	\$11.10	\$12.91	\$26,006
43-3011	Bill & Account Collectors	111	\$18.20	\$15.99	\$17.81	\$19.49	\$37,842
43-3021	Billing & Posting Clerks & Machine Operators	395	\$17.77	\$15.14	\$17.41	\$20.15	\$36,960
19-4021	Biological Technicians	87	\$18.05	\$12.77	\$16.55	\$22.35	\$37,547
43-3031	Bookkeeping, Accounting & Auditing Clerks	1,351	\$19.01	\$15.67	\$18.35	\$22.04	\$39,537
47-2021	Brickmasons & Blockmasons		\$25.69	\$16.93	\$28.77	\$33.56	\$53,435
27-4012	Broadcast Technicians	16	\$13.60	\$10.83	\$12.05	\$16.46	\$28,280
43-4011	Brokerage Clerks		\$20.50	\$15.58	\$18.96	\$24.73	\$42,643
13-2031	Budget Analysts	24	\$41.51	\$35.16	\$41.90	\$47.68	\$86,339
49-3031	Bus & Truck Mechanics & Diesel Engine Specialists	189	\$25.27	\$21.38	\$24.89	\$29.13	\$52,561
53-3022	Bus Drivers, School or Special Client	339	\$16.46	\$15.29	\$16.70	\$18.07	\$34,232
13-1199	Business Operations Specialists, All Other	949	\$41.98	\$29.63	\$40.77	\$52.71	\$87,323
51-3021	Butchers & Meat Cutters	128	\$13.69	\$10.04	\$11.85	\$16.95	\$28,469
29-2031	Cardiovascular Technologists & Technicians	53	\$31.62	\$17.87	\$34.77	\$42.98	\$65,766
25-2032	Career/Technical Education Teachers, Secondary School	123					\$61,010
47-2031	Carpenters	753	\$19.20	\$14.92	\$17.37	\$21.47	\$39,937
47-2041	Carpet Installers		\$19.33	\$17.67	\$20.28	\$21.98	\$40,201
17-1021	Cartographers & Photogrammetrists	18	\$38.48	\$31.81	\$38.18	\$44.94	\$80,033
41-2011	Cashiers	2,232	\$12.07	\$10.02	\$11.12	\$12.54	\$25,106
47-2051	Cement Masons & Concrete Finishers	104	\$18.70	\$13.49	\$18.04	\$22.60	\$38,893
35-1011	Chefs & Head Cooks	49					
17-2041	Chemical Engineers	194	\$51.42	\$39.62	\$50.66	\$59.86	\$106,964
19-4031	Chemical Technicians	104	\$30.30	\$17.04	\$33.42	\$42.70	\$63,018
19-2031	Chemists	474					
11-1011	Chief Executives	122					\$165,429
21-1021	Child, Family & School Social Workers	168	\$24.09	\$20.89	\$26.83	\$27.49	\$50,110
39-9011	Childcare Workers	281	\$10.76	\$9.55	\$9.68	\$10.95	\$22,389
17-3022	Civil Engineering Technicians	77	\$28.87	\$24.45	\$28.15	\$32.24	\$60,047
17-2051	Civil Engineers		\$50.68	\$37.70	\$50.85	\$62.45	\$105,412
13-1031	Claims Adjusters, Examiners & Investigators	35					
53-7061	Cleaners of Vehicles & Equipment	329	\$13.24	\$10.59	\$11.97	\$14.91	\$27,532
51-9192	Cleaning/Washing/Metal Pickling Equipment Oprs & Tenders	174	\$12.99	\$11.22	\$13.11	\$14.52	\$27,023
21-2011	Clergy	32	\$24.48	\$20.24	\$23.04	\$27.84	\$50,911
19-3031	Clinical, Counseling & School Psychologists	43	\$30.49	\$27.30	\$29.78	\$34.01	\$63,414
27-2022	Coaches & Scouts	382					\$33,228
51-2021	Coil Winders, Tapers & Finishers		\$17.88	\$14.97	\$18.24	\$21.20	\$37,191

SOC code	Kennewick-Pasco-Richland, WA MSA Occupational title	Estimated employment	Average wage	Percentiles			Annual wage
				25th	50th	75th	
35-3021	Combined Food Prep & Serving Workers, Inc Fast Food	2,768	\$10.74	\$9.60	\$10.00	\$11.43	\$22,348
53-2012	Commercial Pilots	13					\$73,242
13-1141	Compensation, Benefits & Job Analysis Specialists	26	\$32.01	\$27.07	\$29.53	\$36.10	\$66,577
13-1041	Compliance Officers (Except Agric/Const/Safety/Trans)	246	\$36.29	\$25.46	\$31.40	\$47.01	\$75,470
11-3021	Computer & Information Systems Managers	126	\$62.93	\$51.10	\$60.87	\$73.55	\$130,883
15-1143	Computer Network Architects	39	\$49.45	\$38.85	\$42.92	\$49.10	\$102,867
15-1152	Computer Network Support Specialists	90	\$29.56	\$23.44	\$27.82	\$32.73	\$61,467
15-1199	Computer Occupations, All Other	63	\$27.51	\$19.15	\$24.88	\$32.40	\$57,208
15-1131	Computer Programmers	35	\$42.32	\$26.50	\$34.66	\$47.77	\$88,043
15-1121	Computer Systems Analysts	210	\$43.27	\$34.41	\$41.30	\$51.55	\$89,990
15-1151	Computer User Support Specialists	268	\$25.37	\$20.30	\$23.58	\$30.02	\$52,757
49-2011	Computer, Automated Teller & Office Machine Repairers	71	\$17.38	\$14.23	\$17.55	\$20.96	\$36,153
19-1031	Conservation Scientists	29	\$29.17	\$25.53	\$30.03	\$33.86	\$60,676
47-4011	Construction & Building Inspectors	97	\$34.40	\$25.80	\$31.51	\$36.32	\$71,555
47-4099	Construction & Related Workers, All Other		\$37.76	\$31.05	\$38.22	\$45.24	\$78,527
47-2061	Construction Laborers	1,199	\$20.80	\$15.00	\$18.16	\$27.80	\$43,271
11-9021	Construction Managers	232	\$55.81	\$44.94	\$55.25	\$67.40	\$116,089
47-1011	Construction Supervisors of Trades & Extraction Workers	411	\$33.17	\$25.17	\$33.05	\$38.74	\$69,001
35-2011	Cooks, Fast Food	396	\$10.09	\$9.56	\$9.62	\$10.46	\$20,979
35-2012	Cooks, Institution & Cafeteria	356	\$13.98	\$11.54	\$13.64	\$15.98	\$29,072
35-2014	Cooks, Restaurant	696	\$11.81	\$9.88	\$11.50	\$13.42	\$24,575
35-2015	Cooks, Short Order		\$11.00	\$10.23	\$10.88	\$11.55	\$22,859
33-1011	Correctional Officer Supervisors	93	\$28.03	\$24.72	\$25.31	\$30.09	\$58,296
33-3012	Correctional Officers & Jailers	490	\$22.38	\$21.31	\$22.39	\$22.95	\$46,545
13-1051	Cost Estimators	315	\$35.88	\$23.30	\$34.56	\$45.96	\$74,638
41-2021	Counter & Rental Clerks	566	\$12.55	\$10.03	\$11.38	\$13.78	\$26,122
35-3022	Counter Attendants, Cafeteria/Concession & Coffee Shop	430	\$11.12	\$9.70	\$10.73	\$11.76	\$23,124
43-5021	Couriers & Messengers	33	\$13.00	\$11.52	\$13.04	\$14.36	\$27,035
43-4031	Court, Municipal & License Clerks	121	\$19.34	\$16.92	\$19.33	\$21.87	\$40,237
13-2041	Credit Analysts	33	\$37.86	\$32.56	\$34.92	\$37.29	\$78,755
43-4051	Customer Service Representatives	810	\$15.29	\$11.85	\$14.19	\$18.46	\$31,814
51-4031	Cut/Punch/Press Mach Setters/Oprs/Tenders, Metal/Plastic	35	\$14.74	\$13.10	\$14.29	\$15.61	\$30,657
51-9032	Cutting & Slicing Machine Setters/Operators & Tenders	64	\$14.68	\$9.82	\$13.57	\$18.27	\$30,535
43-9021	Data Entry Keyers	46	\$15.83	\$12.52	\$15.22	\$19.23	\$32,931
15-1141	Database Administrators	43	\$35.31	\$26.02	\$30.06	\$44.56	\$73,432
41-9011	Demonstrators & Product Promoters	164	\$12.69	\$10.97	\$12.10	\$14.04	\$26,384
31-9091	Dental Assistants	395	\$19.68	\$15.85	\$19.51	\$23.31	\$40,945
29-2021	Dental Hygienists	178	\$43.01	\$38.74	\$42.40	\$46.06	\$89,462
51-9081	Dental Laboratory Technicians	24	\$22.75	\$18.23	\$21.78	\$26.67	\$47,319
29-1021	Dentists, General	124					\$189,744
33-3021	Detectives & Criminal Investigators	32	\$41.94	\$31.24	\$36.10	\$52.79	\$87,225
29-2032	Diagnostic Medical Sonographers	69	\$36.42	\$32.71	\$36.16	\$41.26	\$75,743
29-1031	Dietitians & Nutritionists	28	\$23.29	\$20.77	\$23.79	\$27.53	\$48,447
35-9011	Dining Room & Cafeteria Attendants & Bartender Helpers	303	\$10.40	\$9.61	\$9.91	\$11.07	\$21,633
35-9021	Dishwashers	281	\$10.50	\$9.68	\$10.39	\$11.25	\$21,857
43-5032	Dispatchers (Except Police, Fire & Ambulance)	106	\$17.91	\$14.74	\$17.18	\$20.09	\$37,254
17-3019	Drafters, All Other	31	\$30.69	\$21.40	\$30.42	\$37.31	\$63,850
53-3031	Driver/Sales Workers		\$11.72	\$10.31	\$11.07	\$11.84	\$24,390
47-2081	Drywall & Ceiling Tile Installers		\$21.68	\$17.78	\$21.19	\$24.81	\$45,085
27-3041	Editors		\$29.98	\$23.88	\$27.77	\$36.90	\$62,359
11-9031	Educ Administrators, Preschool/Childcare Center/Program	24	\$22.12	\$18.43	\$20.82	\$22.91	\$46,024
11-9039	Education Administrators, All Other	18	\$31.50	\$22.45	\$25.94	\$29.61	\$65,523
11-9032	Education Administrators, Elementary & Secondary School	198					\$100,109
25-9099	Education, Training & Library Workers, All Other	36	\$23.97	\$20.07	\$22.61	\$26.30	\$49,857
21-1012	Educational, Guidance, Vocational & School Counselors	131	\$31.28	\$27.14	\$31.87	\$36.02	\$65,066
51-2022	Electrical & Electronic Equipment Assemblers	32	\$16.44	\$13.10	\$16.14	\$19.04	\$34,189
17-3012	Electrical & Electronics Drafters	22	\$33.47	\$25.48	\$29.28	\$38.12	\$69,629
17-3023	Electrical & Electronics Engineering Technicians	179	\$35.35	\$25.50	\$33.73	\$42.64	\$73,513
17-2071	Electrical Engineers	351	\$50.97	\$40.70	\$50.78	\$58.79	\$106,021
49-9051	Electrical Power Line Installers & Repairers	110	\$42.82	\$40.91	\$42.65	\$46.41	\$89,058
49-2094	Electrical/Electronics Repairers, Comm & Industrial Equip	61					
47-2111	Electricians	529	\$31.54	\$21.16	\$35.45	\$42.17	\$65,596

SOC code	Kennewick-Pasco-Richland, WA MSA Occupational title	Estimated employment	Average wage	Percentiles			Annual wage
				25th	50th	75th	
49-2097	Electronic Home Entertainment Equip Install/Repair		\$17.33	\$13.74	\$16.47	\$20.22	\$36,051
17-2072	Electronics Engineers, Except Computer	46	\$42.42	\$34.40	\$42.38	\$50.02	\$88,246
25-2021	Elementary School Teachers, Except Special Education	1,197					\$57,705
43-4061	Eligibility Interviewers, Government Programs	35	\$18.71	\$14.37	\$15.44	\$24.52	\$38,928
29-2041	Emergency Medical Technicians & Paramedics	113	\$26.07	\$19.99	\$22.65	\$37.29	\$54,227
17-3029	Engineering Technicians, Except Drafters, All Other	119	\$24.42	\$12.19	\$27.17	\$34.33	\$50,780
17-2199	Engineers, All Other	448	\$52.96	\$46.19	\$53.65	\$61.31	\$110,147
17-3025	Environmental Engineering Technicians	32	\$34.42	\$29.10	\$34.49	\$40.77	\$71,596
17-2081	Environmental Engineers	164	\$54.27	\$43.05	\$51.94	\$60.66	\$112,865
19-4091	Environmental Science & Protection Techs (Inc Health)	42	\$29.49	\$19.67	\$29.06	\$38.34	\$61,345
19-2041	Environmental Scientists & Specialists (Inc Health)	457	\$50.56	\$40.17	\$50.99	\$61.72	\$105,149
43-6011	Executive Secretaries & Administrative Assistants	369	\$26.47	\$21.14	\$26.13	\$31.29	\$55,044
51-9041	Extrude/Form/Press/Compact Mach Setters/Operators/Tenders	44	\$17.50	\$13.39	\$16.96	\$21.19	\$36,397
29-1062	Family & General Practitioners	73					\$190,241
49-3041	Farm Equipment Mechanics & Service Technicians	113	\$19.37	\$14.37	\$18.93	\$23.09	\$40,290
45-2092	Farm Workers & Laborers/Crop/Nursery & Greenhouse	444	\$13.67	\$10.16	\$11.81	\$14.78	\$28,425
45-1011	Farming, Fishing & Forestry Worker Supervisors	42	\$26.99	\$14.64	\$26.90	\$35.73	\$56,121
43-4071	File Clerks	57	\$17.24	\$13.85	\$17.15	\$21.03	\$35,864
13-2051	Financial Analysts	87	\$30.42	\$23.88	\$28.10	\$34.66	\$63,272
43-3099	Financial Clerks, All Other		\$17.95	\$14.53	\$18.96	\$21.57	\$37,345
11-3031	Financial Managers	423	\$49.52	\$34.22	\$48.09	\$62.42	\$103,009
13-2099	Financial Specialists, All Other	24	\$21.77	\$19.55	\$21.99	\$24.02	\$45,274
33-2011	Fire Fighters	191	\$31.02	\$26.44	\$32.00	\$36.22	\$64,530
33-1021	Fire Fighting & Prevention Worker Supervisors	56	\$38.97	\$34.67	\$40.22	\$44.92	\$81,053
39-9031	Fitness Trainers & Aerobics Instructors	356	\$20.70	\$14.51	\$19.55	\$24.88	\$43,071
27-1023	Floral Designers	52	\$10.74	\$9.46	\$9.47	\$11.21	\$22,328
51-3092	Food Batchmakers	163	\$16.99	\$12.63	\$16.78	\$18.89	\$35,329
51-3093	Food Cooking Machine Operators & Tenders	66	\$15.76	\$14.05	\$16.16	\$17.82	\$32,774
35-9099	Food Preparation & Serving Related Workers, All Other		\$10.77	\$10.16	\$10.77	\$11.39	\$22,409
35-1012	Food Preparation & Serving Worker Supervisors	513	\$16.04	\$12.63	\$16.00	\$18.48	\$33,374
35-2021	Food Preparation Workers	386	\$11.73	\$9.65	\$10.61	\$11.94	\$24,392
51-3099	Food Processing Workers, All Other	83	\$15.45	\$9.67	\$15.33	\$19.93	\$32,133
19-1012	Food Scientists & Technologists	49	\$28.12	\$18.82	\$31.28	\$35.52	\$58,486
35-3041	Food Servers, Nonrestaurant	79	\$11.04	\$10.13	\$10.91	\$11.70	\$22,961
11-9051	Food Service Managers	78	\$22.11	\$17.96	\$21.18	\$24.99	\$45,994
51-3091	Food/Tobacco Roasting/Baking/Drying Mach Oprs/Tenders		\$12.19	\$9.67	\$11.08	\$14.46	\$25,364
13-1131	Fundraisers	24	\$23.17	\$18.78	\$24.33	\$27.51	\$48,194
11-1021	General & Operations Managers	1,330	\$56.04	\$35.87	\$50.36	\$73.20	\$116,576
45-2041	Graders & Sorters, Agricultural Products	714	\$13.87	\$10.61	\$13.36	\$16.22	\$28,861
27-1024	Graphic Designers	109	\$24.03	\$18.17	\$21.89	\$29.95	\$49,989
39-5012	Hairdressers, Hairstylists & Cosmetologists	274	\$12.96	\$10.92	\$12.33	\$14.50	\$26,946
47-4041	Hazardous Materials Removal Workers	195	\$28.04	\$20.35	\$25.88	\$36.15	\$58,330
17-2111	Health & Safety Engineers, Except Mining	199	\$50.61	\$42.25	\$50.04	\$59.85	\$105,250
21-1091	Health Educators	37	\$28.17	\$19.74	\$26.60	\$35.62	\$58,587
29-2099	Health Technologists & Technicians, All Other	94	\$26.99	\$19.76	\$26.08	\$34.21	\$56,133
21-1022	Healthcare Social Workers	71	\$24.11	\$20.37	\$24.02	\$28.23	\$50,141
31-9099	Healthcare Support Workers, All Other	133	\$15.59	\$13.14	\$14.66	\$17.48	\$32,433
49-9021	Heating/Air Cond/Refrigeration Mechanics & Installers	163	\$23.39	\$15.73	\$22.13	\$31.24	\$48,646
53-1021	Helper/Laborer & Material Mover(hand) Supervisors	86	\$25.68	\$19.28	\$25.80	\$30.37	\$53,416
47-4051	Highway Maintenance Workers	95	\$22.22	\$19.15	\$21.67	\$26.15	\$46,230
49-9031	Home Appliance Repairers	22	\$19.50	\$17.09	\$19.25	\$21.91	\$40,564
31-1011	Home Health Aides	431	\$11.24	\$10.28	\$10.96	\$11.65	\$23,380
35-9031	Hosts & Hostesses, Restaurant, Lounge & Coffee Shop	310	\$10.78	\$9.71	\$10.50	\$11.44	\$22,430
43-4081	Hotel, Motel & Resort Desk Clerks	179	\$10.84	\$9.61	\$10.48	\$11.57	\$22,549
37-1011	Housekeeping & Janitorial Worker Supervisors	72	\$17.47	\$12.56	\$15.84	\$21.21	\$36,347
13-1071	Human Resource Specialists	335	\$30.21	\$20.73	\$27.29	\$39.09	\$62,826
43-4161	Human Resources Assistants, Except Payroll & Timekeeping	81	\$18.98	\$16.15	\$18.90	\$22.12	\$39,466
11-3121	Human Resources Managers	94	\$54.49	\$44.29	\$55.00	\$66.35	\$113,341
17-3026	Industrial Engineering Technicians	19	\$30.88	\$14.68	\$29.47	\$45.31	\$64,215
17-2112	Industrial Engineers	187	\$50.78	\$41.14	\$48.12	\$58.65	\$105,625
49-9041	Industrial Machinery Mechanics	375	\$23.19	\$18.10	\$21.52	\$25.86	\$48,230
11-3051	Industrial Production Managers	46	\$42.88	\$34.14	\$40.43	\$47.42	\$89,189

SOC code	Kennewick-Pasco-Richland, WA MSA Occupational title	Estimated employment	Average wage	Percentiles			Annual wage
				25th	50th	75th	
53-7051	Industrial Truck & Tractor Operators	857	\$16.95	\$13.28	\$16.32	\$18.58	\$35,258
43-4199	Information & Record Clerks, All Other	80	\$16.47	\$13.27	\$14.94	\$19.01	\$34,270
15-1122	Information Security Analysts	31	\$44.58	\$38.32	\$45.39	\$53.29	\$92,738
51-9061	Inspectors, Testers, Sorters, Samplers & Weighers	227	\$18.02	\$13.61	\$16.42	\$20.59	\$37,466
49-9098	Installation, Maintenance & Repair Helpers		\$13.83	\$10.56	\$11.57	\$14.82	\$28,770
49-9099	Installation, Maintenance & Repair Workers, All Other	104	\$17.28	\$13.77	\$17.49	\$20.81	\$35,950
25-9031	Instructional Coordinators	52	\$30.81	\$24.95	\$30.79	\$36.04	\$64,083
47-2132	Insulation Workers, Mechanical		\$35.70	\$33.22	\$36.28	\$38.98	\$74,260
41-3021	Insurance Sales Agents	261	\$18.93	\$12.74	\$16.41	\$19.46	\$39,388
27-3091	Interpreters & Translators	33	\$23.61	\$20.43	\$24.43	\$27.31	\$49,096
37-2011	Janitors & Cleaners, Except Maids & Housekeeping	1,761	\$13.01	\$10.08	\$11.51	\$15.47	\$27,048
23-1023	Judges, Magistrate Judges & Magistrates	30	\$66.44	\$37.36	\$65.75	\$88.31	\$138,174
25-2012	Kindergarten Teachers, Except Special Education	160					\$53,892
13-1075	Labor Relations Specialists	207	\$31.86	\$21.38	\$31.54	\$42.35	\$66,263
53-7062	Laborers & Freight, Stock & Material Movers, Hand	1,863	\$14.20	\$10.76	\$13.42	\$16.88	\$29,535
37-3011	Landscaping & Groundskeeping Workers	633	\$14.56	\$10.96	\$12.87	\$16.95	\$30,288
37-1012	Landscaping/Lawn & Groundskeeping Worker Supervisors		\$29.06	\$23.88	\$31.03	\$34.63	\$60,442
51-6011	Laundry & Dry-Cleaning Workers	102	\$12.78	\$10.64	\$12.26	\$14.66	\$26,596
23-1011	Lawyers	156	\$41.88	\$29.59	\$36.61	\$49.19	\$87,100
43-6012	Legal Secretaries	152	\$19.83	\$17.05	\$19.01	\$22.39	\$41,252
23-2099	Legal Support Workers, All Other	29	\$30.72	\$23.06	\$27.16	\$32.97	\$63,910
11-1031	Legislators	44					\$78,796
25-4021	Librarians	99	\$31.84	\$28.76	\$32.66	\$35.65	\$66,222
43-4121	Library Assistants, Clerical	58	\$12.60	\$10.33	\$11.69	\$14.56	\$26,213
25-4031	Library Technicians	45	\$17.52	\$16.07	\$17.45	\$18.83	\$36,452
33-9092	Lifeguards/Ski Patrol & Recreational Protective Svc Workers	76					
43-4131	Loan Interviewers & Clerks	161	\$17.44	\$14.22	\$17.09	\$20.35	\$36,290
13-2072	Loan Officers	259	\$33.66	\$24.92	\$30.94	\$41.97	\$70,025
49-9094	Locksmiths & Safe Repairers	25	\$18.51	\$15.99	\$19.26	\$21.77	\$38,485
13-1081	Logisticians	83	\$36.56	\$26.15	\$35.64	\$45.95	\$76,038
53-7063	Machine Feeders & Offbearers	26	\$13.50	\$11.45	\$13.13	\$14.54	\$28,081
51-4041	Machinists	94	\$24.76	\$18.16	\$21.78	\$28.89	\$51,502
29-2035	Magnetic Resonance Imaging Technologists	45	\$33.92	\$31.35	\$35.02	\$39.83	\$70,542
37-2012	Maids & Housekeeping Cleaners	518	\$11.13	\$9.64	\$10.50	\$11.64	\$23,145
49-9071	Maintenance & Repair Workers, General	1,221	\$22.32	\$14.50	\$20.18	\$26.87	\$46,435
49-9043	Maintenance Workers, Machinery	83	\$25.04	\$18.19	\$23.12	\$30.56	\$52,074
13-1111	Management Analysts	129	\$36.84	\$25.47	\$37.17	\$45.28	\$76,626
11-9199	Managers, All Other	472	\$65.52	\$56.42	\$65.67	\$75.46	\$136,298
13-1161	Market Research Analysts & Marketing Specialists	137	\$30.22	\$20.49	\$26.96	\$36.48	\$62,856
11-2021	Marketing Managers	44	\$62.59	\$47.16	\$59.18	\$75.02	\$130,204
21-1013	Marriage & Family Therapists		\$33.99	\$28.77	\$34.07	\$40.14	\$70,694
31-9011	Massage Therapists	104	\$26.17	\$24.13	\$27.26	\$31.25	\$54,434
17-3013	Mechanical Drafters	50	\$30.68	\$20.17	\$31.42	\$40.00	\$63,819
17-3027	Mechanical Engineering Technicians	41	\$30.68	\$21.73	\$30.56	\$35.60	\$63,809
17-2141	Mechanical Engineers	548	\$49.49	\$35.60	\$47.79	\$59.82	\$102,948
49-1011	Mechanics, Installers & Repairers Supervisors	394	\$34.16	\$26.25	\$31.18	\$40.87	\$71,048
29-2012	Medical & Clinical Laboratory Technicians	100	\$25.20	\$20.36	\$24.07	\$30.07	\$52,412
29-2011	Medical & Clinical Laboratory Technologists	129	\$30.37	\$26.09	\$29.62	\$35.15	\$63,160
11-9111	Medical & Health Services Managers	227	\$40.74	\$33.31	\$38.10	\$48.20	\$84,748
31-9092	Medical Assistants	557	\$15.28	\$13.09	\$15.13	\$17.50	\$31,780
31-9093	Medical Equipment Preparers	47	\$17.84	\$13.82	\$16.43	\$20.63	\$37,103
29-2071	Medical Records & Health Information Technicians	156	\$16.49	\$13.78	\$15.96	\$18.34	\$34,282
19-1042	Medical Scientists, Except Epidemiologists	72	\$51.55	\$23.96	\$42.00	\$68.62	\$107,217
43-6013	Medical Secretaries	552	\$16.77	\$13.35	\$15.42	\$18.67	\$34,899
31-9094	Medical Transcriptionists		\$22.57	\$16.41	\$18.05	\$22.11	\$46,954
13-1121	Meeting, Convention & Event Planners		\$26.37	\$22.59	\$26.42	\$29.77	\$54,866
21-1023	Mental Health & Substance Abuse Social Workers	38	\$22.50	\$19.32	\$22.26	\$26.21	\$46,795
21-1014	Mental Health Counselors	60	\$21.96	\$18.24	\$23.53	\$26.64	\$45,679
43-5041	Meter Readers, Utilities	23	\$23.82	\$21.27	\$24.17	\$27.33	\$49,533
25-2022	Middle School Teachers (Except Special Ed & Vocational)	492					\$60,443
49-9044	Millwrights	46	\$41.12	\$39.35	\$41.90	\$44.46	\$85,539
51-9023	Mixing & Blending Machine Setters, Operators & Tenders	68	\$16.04	\$10.82	\$13.10	\$19.07	\$33,375



SOC code	Kennewick-Pasco-Richland, WA MSA Occupational title	Estimated employment	Average wage	Percentiles			Annual wage
				25th	50th	75th	
49-3042	Mobile Heavy Equipment Mechanics, Except Engines	128	\$22.55	\$17.64	\$21.66	\$26.63	\$46,902
39-4031	Morticians, Undertakers & Funeral Directors	17	\$23.98	\$18.88	\$22.81	\$31.44	\$49,887
15-1142	Network & Computer Systems Administrators	179	\$40.43	\$33.11	\$39.72	\$46.56	\$84,088
43-4141	New Accounts Clerks		\$18.13	\$16.13	\$17.75	\$20.00	\$37,721
39-2021	Nonfarm Animal Caretakers	107	\$11.71	\$9.70	\$10.73	\$11.85	\$24,361
29-2033	Nuclear Medicine Technologists	21	\$37.17	\$32.04	\$38.54	\$43.41	\$77,325
19-4051	Nuclear Technicians	257	\$40.61	\$39.07	\$41.67	\$44.28	\$84,474
29-1171	Nurse Practitioners	103	\$50.67	\$42.25	\$47.89	\$57.20	\$105,382
29-2061	Nurses, Practical & Vocational (Licensed)	176	\$22.79	\$20.49	\$22.52	\$25.43	\$47,423
31-1014	Nursing Assistants	528	\$13.11	\$10.93	\$12.69	\$14.93	\$27,263
29-1064	Obstetricians & Gynecologists	34					\$207,276
29-1122	Occupational Therapists	46	\$38.75	\$28.96	\$41.37	\$46.25	\$80,600
43-1011	Office & Administrative Support Worker Supervisors	876	\$25.01	\$17.88	\$23.06	\$29.84	\$51,999
43-9199	Office & Administrative Support Workers, All Other	256	\$16.42	\$12.49	\$14.66	\$20.07	\$34,149
43-9061	Office Clerks, General	1,584	\$15.14	\$11.66	\$14.44	\$17.84	\$31,490
43-9071	Office Machine Operators, Except Computer	17	\$16.06	\$13.30	\$16.51	\$18.06	\$33,418
47-2073	Operating Engineers & Construction Equipment Operators	269	\$29.37	\$24.29	\$27.58	\$33.16	\$61,076
15-2031	Operations Research Analysts		\$32.39	\$25.29	\$30.54	\$38.27	\$67,358
29-2057	Ophthalmic Medical Technicians		\$13.93	\$12.84	\$13.75	\$14.65	\$28,969
29-2081	Opticians, Dispensing	64	\$20.03	\$16.12	\$20.49	\$23.38	\$41,654
29-1041	Optometrists	21					\$184,573
43-4151	Order Clerks	70	\$16.50	\$12.76	\$16.35	\$18.38	\$34,321
31-1015	Orderlies	26	\$13.81	\$12.66	\$13.70	\$14.74	\$28,714
49-3053	Outdoor Power Equipment & Other Small Engine Mechanics	20	\$21.95	\$19.02	\$22.00	\$24.93	\$45,644
51-9111	Packaging & Filling Machine Operators & Tenders	793	\$15.09	\$11.72	\$14.60	\$18.03	\$31,410
53-7064	Packers & Packagers, Hand	868	\$12.08	\$9.68	\$10.82	\$13.55	\$25,122
47-2141	Painters, Construction & Maintenance	206	\$19.84	\$14.85	\$17.95	\$23.27	\$41,265
51-9122	Painters, Transportation Equipment	17	\$19.79	\$16.21	\$18.22	\$24.59	\$41,161
23-2011	Paralegals & Legal Assistants	54	\$21.06	\$13.90	\$21.09	\$27.69	\$43,803
41-2022	Parts Salespersons	275	\$14.32	\$10.46	\$12.73	\$17.03	\$29,779
43-3051	Payroll & Timekeeping Clerks	130	\$18.70	\$15.19	\$17.48	\$22.22	\$38,908
29-1065	Pediatricians, General	13	\$83.33	\$80.06	\$85.66	\$91.18	\$173,328
39-9021	Personal Care Aides	642	\$11.09	\$10.28	\$11.00	\$11.71	\$23,073
13-2052	Personal Financial Advisors	46					
39-1021	Personal Service Worker Supervisors	98	\$16.40	\$13.34	\$16.09	\$18.28	\$34,109
37-2021	Pest Control Workers	32	\$16.68	\$14.94	\$16.66	\$18.39	\$34,702
37-3012	Pesticide Handlers, Sprayers & Applicators, Vegetation	10	\$17.15	\$15.43	\$17.10	\$18.77	\$35,652
29-1051	Pharmacists	160	\$62.74	\$56.81	\$65.21	\$71.60	\$130,498
31-9095	Pharmacy Aides		\$9.72	\$9.52	\$9.53	\$9.53	\$20,202
29-2052	Pharmacy Technicians	195	\$21.29	\$15.94	\$18.19	\$22.28	\$44,280
51-9151	Photographic Process Wrkrs & Processing Machine Oprs		\$17.10	\$14.40	\$17.30	\$19.96	\$35,563
19-2099	Physical Scientists, All Other	50	\$52.14	\$47.01	\$52.38	\$60.29	\$108,444
31-2022	Physical Therapist Aides	20	\$13.41	\$12.51	\$13.47	\$14.44	\$27,876
31-2021	Physical Therapist Assistants	29	\$25.30	\$22.53	\$25.42	\$28.21	\$52,625
29-1123	Physical Therapists	115	\$41.83	\$36.51	\$41.85	\$46.89	\$86,999
29-1071	Physician Assistants	80	\$45.35	\$40.07	\$47.73	\$52.85	\$94,330
29-1069	Physicians & Surgeons, All Other	248					\$226,774
19-2012	Physicists		\$53.37	\$42.12	\$50.80	\$62.98	\$111,009
47-3015	Pipelayer, Plumber, Pipefitter & Steamfitter Helpers		\$13.90	\$12.59	\$13.73	\$14.88	\$28,932
47-2151	Pipelayers	40	\$25.96	\$22.61	\$26.75	\$29.67	\$54,013
51-8099	Plant & System Operators, All Other	33	\$32.00	\$30.32	\$32.75	\$35.19	\$66,566
47-2161	Plasterers & Stucco Masons	192					
47-2152	Plumbers, Pipefitters, & Steamfitters	254	\$34.51	\$22.39	\$38.38	\$45.03	\$71,778
33-1012	Police & Detective Supervisors	60	\$43.03	\$36.66	\$42.77	\$50.04	\$89,514
33-3051	Police & Sheriff's Patrol Officers	291	\$35.44	\$30.92	\$34.86	\$41.14	\$73,706
43-5031	Police, Fire & Ambulance Dispatchers	21	\$23.11	\$19.63	\$22.05	\$25.25	\$48,062
43-5051	Postal Service Clerks	39	\$23.57	\$15.50	\$27.12	\$27.13	\$49,036
43-5052	Postal Service Mail Carriers	190	\$26.02	\$24.66	\$27.91	\$27.92	\$54,120
43-5053	Postal Svc Mail Sorters/Processors/Processing Mach Oprs	43	\$23.08	\$15.50	\$26.19	\$26.61	\$47,991
49-9069	Precision Instrument & Equipment Repairers, All Other		\$37.56	\$33.14	\$38.98	\$43.26	\$78,136
51-5111	Prepress Technicians & Workers	12	\$15.88	\$13.72	\$16.02	\$18.06	\$33,018
25-2011	Preschool Teachers, Except Special Education	164	\$14.69	\$11.85	\$13.56	\$15.98	\$30,561

SOC code	Kennewick-Pasco-Richland, WA MSA Occupational title	Estimated employment	Average wage	Percentiles			Annual wage
				25th	50th	75th	
51-5112	Printing Press Operators	98	\$15.52	\$13.19	\$14.45	\$16.91	\$32,285
21-1092	Probation Officers & Correctional Treatment Specialists	158	\$23.75	\$22.30	\$24.63	\$26.17	\$49,390
43-3061	Procurement Clerks	79	\$21.40	\$18.90	\$21.41	\$24.13	\$44,520
27-2012	Producers & Directors	20	\$15.33	\$11.33	\$15.41	\$17.64	\$31,889
51-1011	Production & Operating Worker Supervisors	356	\$35.60	\$22.93	\$32.89	\$49.14	\$74,067
51-9198	Production Worker Helpers	256	\$12.36	\$9.70	\$11.45	\$14.04	\$25,700
51-9199	Production Workers, All Other	46	\$13.31	\$12.02	\$13.09	\$14.18	\$27,695
43-5061	Production, Planning & Expediting Clerks	232	\$25.44	\$17.44	\$24.91	\$31.25	\$52,912
11-9141	Property, Real Estate & Community Association Managers	36	\$35.08	\$24.14	\$28.90	\$50.34	\$72,975
33-1099	Protective Service Worker Supervisors, All Other	57	\$32.55	\$25.99	\$32.62	\$37.20	\$67,687
33-9099	Protective Service Workers, All Other	156	\$15.32	\$12.56	\$13.77	\$15.00	\$31,851
11-2031	Public Relations & Fundraising Managers	31	\$56.51	\$50.82	\$58.70	\$67.21	\$117,549
27-3031	Public Relations Specialists	114	\$35.02	\$26.30	\$34.04	\$45.17	\$72,854
13-1023	Purchasing Agents, Except Wholesale/Retail/Farm Products	460	\$35.19	\$27.17	\$34.71	\$43.71	\$73,209
11-3061	Purchasing Managers	115	\$55.76	\$43.81	\$55.55	\$67.47	\$115,968
29-1124	Radiation Therapists		\$34.09	\$29.23	\$33.87	\$38.25	\$70,917
29-2034	Radiologic Technologists	124	\$29.39	\$24.17	\$28.40	\$34.40	\$61,142
41-9022	Real Estate Sales Agents	168	\$27.12	\$16.82	\$19.64	\$36.18	\$56,394
43-4171	Receptionists & Information Clerks	676	\$13.85	\$12.30	\$13.65	\$14.99	\$28,811
39-9032	Recreation Workers	72	\$13.11	\$10.09	\$11.37	\$14.25	\$27,273
49-3092	Recreational Vehicle Service Technicians	68	\$18.16	\$13.20	\$16.46	\$23.22	\$37,785
29-1141	Registered Nurses	1,421	\$31.03	\$25.93	\$29.72	\$35.88	\$64,529
21-1015	Rehabilitation Counselors	62	\$21.74	\$17.71	\$22.32	\$26.17	\$45,213
27-3022	Reporters & Correspondents	39	\$17.65	\$11.73	\$14.51	\$22.29	\$36,706
41-2031	Retail Salespersons	4,411	\$13.78	\$10.33	\$11.68	\$14.56	\$28,658
47-2181	Roofers	110	\$18.81	\$13.82	\$18.93	\$22.14	\$39,127
41-9099	Sales & Related Workers, All Other	66	\$18.59	\$12.14	\$14.92	\$26.79	\$38,665
11-2022	Sales Managers	201	\$45.71	\$29.29	\$41.84	\$55.02	\$95,070
41-3099	Sales Reps, Services, All Other	359	\$26.77	\$15.88	\$21.75	\$31.82	\$55,692
41-4012	Sales Reps/Wholesale/Mfg, Except Tech/Science Products	844	\$25.88	\$14.65	\$22.31	\$34.69	\$53,837
41-4011	Sales Reps/Wholesale/Mfg, Tech/Scientific Products	115	\$32.94	\$20.23	\$29.35	\$38.61	\$68,528
41-1012	Sales Worker Supervisors, Non-Retail	180	\$32.15	\$18.58	\$28.72	\$36.63	\$66,862
41-1011	Sales Worker Supervisors, Retail	853	\$19.75	\$14.38	\$17.98	\$23.60	\$41,075
25-2031	Secondary School Teachers, Except Spec/Voc/Tech Education	605					\$61,517
43-6014	Secretaries & Admin Assts, Except Legal/Medical & Exec	1,448	\$18.40	\$15.17	\$17.94	\$21.69	\$38,259
41-3031	Securities, Commodities & Financial Services Sales Agents		\$39.85	\$25.49	\$30.99	\$37.81	\$82,872
33-9032	Security Guards	573	\$18.60	\$11.67	\$17.46	\$24.97	\$38,677
25-3021	Self-Enrichment Education Teachers	112	\$16.53	\$12.21	\$14.22	\$17.76	\$34,374
51-9012	Separating & Filtering Machine Setters/Operators/Tenders	196	\$18.25	\$12.78	\$16.30	\$21.83	\$37,965
47-4071	Septic Tank Servicers & Sewer Pipe Cleaners	42	\$13.99	\$11.39	\$13.22	\$15.35	\$29,104
51-6031	Sewing Machine Operators	18	\$11.30	\$10.27	\$11.12	\$11.99	\$23,502
47-2211	Sheet Metal Workers	185	\$36.82	\$29.10	\$35.27	\$46.50	\$76,571
43-5071	Shipping, Receiving & Traffic Clerks	302	\$14.74	\$11.81	\$14.47	\$17.13	\$30,637
11-9151	Social & Community Service Managers	75	\$30.43	\$22.13	\$28.94	\$37.23	\$63,292
21-1093	Social & Human Service Assistants	174	\$14.22	\$12.19	\$14.05	\$16.41	\$29,567
21-1029	Social Workers, All Other		\$26.31	\$17.30	\$31.09	\$34.86	\$54,734
15-1132	Software Developers, Applications	371	\$45.20	\$35.19	\$44.09	\$55.06	\$94,015
15-1133	Software Developers, Systems Software	107	\$43.91	\$32.47	\$43.65	\$53.74	\$91,338
19-1013	Soil & Plant Scientists	31	\$37.81	\$30.88	\$39.23	\$45.42	\$78,654
25-2052	Special Ed Teachers, Kindergarten & Elementary School	133					\$55,890
25-2053	Special Education Teachers, Middle School	56					\$55,860
25-2051	Special Education Teachers, Preschool	16					\$65,756
25-2054	Special Education Teachers, Secondary School	70					\$58,972
29-1127	Speech-Language Pathologists	67	\$33.11	\$25.30	\$32.18	\$37.58	\$68,859
43-5081	Stock Clerks & Order Fillers	1,148	\$13.49	\$10.30	\$11.67	\$15.45	\$28,049
51-2041	Structural Metal Fabricators & Fitters	46	\$16.80	\$11.59	\$15.47	\$20.38	\$34,952
21-1011	Substance Abuse & Behavioral Disorder Counselors	38	\$21.21	\$14.89	\$18.47	\$24.73	\$44,128
25-3098	Substitute Teachers	746	\$16.23	\$14.80	\$16.62	\$18.01	\$33,755
29-1067	Surgeons	20					
29-2055	Surgical Technologists	53	\$23.10	\$19.81	\$23.18	\$27.67	\$48,052
17-3031	Surveying & Mapping Technicians	34	\$22.13	\$17.15	\$21.03	\$26.86	\$46,034
17-1022	Surveyors	61	\$33.61	\$26.54	\$34.24	\$41.85	\$69,913

SOC code	Kennewick-Pasco-Richland, WA MSA Occupational title	Estimated employment	Average wage	Percentiles			Annual wage
				25th	50th	75th	
43-2011	Switchboard Operators, Including Answering Service	51	\$15.40	\$13.13	\$14.63	\$17.05	\$32,048
13-2081	Tax Examiners, Collectors & Revenue Agents	80	\$23.08	\$22.69	\$23.85	\$25.05	\$48,001
53-3041	Taxi Drivers & Chauffeurs	128	\$11.43	\$10.43	\$11.24	\$12.10	\$23,760
25-9041	Teacher Assistants	1,566					\$28,168
25-3097	Teachers & Instructors, All Other, Exc Substitute Teachers	262					\$40,143
51-2092	Team Assemblers	157	\$13.62	\$11.24	\$12.99	\$14.55	\$28,316
27-3042	Technical Writers	91	\$33.99	\$27.02	\$33.97	\$41.33	\$70,694
49-2022	Telecom Equip Installers/Repairers, Except Line	172	\$19.87	\$13.59	\$15.07	\$24.07	\$41,324
41-9041	Telemarketers		\$11.87	\$10.60	\$11.33	\$12.06	\$24,687
43-3071	Tellers	406	\$13.70	\$12.21	\$13.42	\$14.63	\$28,496
49-3093	Tire Repairers & Changers	172	\$14.14	\$10.91	\$12.48	\$15.18	\$29,399
23-2093	Title Examiners, Abstractors, & Searchers	39	\$17.53	\$11.12	\$18.11	\$22.36	\$36,472
11-3131	Training & Development Managers	33	\$58.32	\$50.61	\$57.44	\$68.57	\$121,301
13-1151	Training & Development Specialists	168	\$35.49	\$21.04	\$36.30	\$48.43	\$73,807
53-6051	Transportation Inspectors	21	\$29.30	\$22.26	\$24.78	\$32.12	\$60,940
33-9093	Transportation Security Screeners	36	\$17.70	\$16.61	\$17.43	\$19.06	\$36,817
11-3071	Transportation, Storage & Distribution Managers	114	\$50.41	\$39.77	\$52.95	\$61.82	\$104,855
53-1031	Transportation/Material Moving Vehicle Operator Supervisors	138	\$27.18	\$18.06	\$27.60	\$34.36	\$56,527
53-3032	Truck Drivers, Heavy & Tractor-Trailer	1,358	\$21.91	\$17.55	\$22.15	\$26.16	\$45,557
53-3033	Truck Drivers, Light or Delivery Services	566	\$15.43	\$10.73	\$13.17	\$17.57	\$32,086
19-3051	Urban & Regional Planners	59	\$37.58	\$30.41	\$36.58	\$43.29	\$78,157
29-1131	Veterinarians	47	\$55.38	\$40.89	\$48.55	\$71.54	\$115,197
31-9096	Veterinary Assistants & Laboratory Animal Caretakers	56	\$12.58	\$11.20	\$12.74	\$14.02	\$26,159
29-2056	Veterinary Technologists & Technicians	44	\$17.27	\$15.93	\$17.28	\$18.64	\$35,905
25-1194	Vocational Education Teachers, Postsecondary	168	\$26.97	\$16.94	\$24.42	\$34.89	\$56,103
35-3031	Waiters & Waitresses	1,214	\$12.21	\$9.64	\$10.67	\$12.59	\$25,393
51-8031	Water & Wastewater Treatment Plant & System Operators	198	\$36.82	\$28.18	\$40.06	\$44.10	\$76,581
15-1134	Web Developers	42	\$27.06	\$17.40	\$24.30	\$37.60	\$56,285
43-5111	Weighers/Measurers/Checkers & Samplers, Recordkeeping	35	\$14.70	\$9.79	\$14.02	\$18.70	\$30,597
51-4121	Welders, Cutters, Solderers & Brazers	104	\$21.37	\$16.74	\$18.92	\$25.31	\$44,448
13-1022	Wholesale & Retail Buyers, Except Farm Products	27	\$21.76	\$16.41	\$18.39	\$27.16	\$45,253
19-1023	Zoologists & Wildlife Biologists	45	\$35.41	\$25.88	\$32.97	\$43.31	\$73,645

Kennewick-Pasco-Richland, WA MSA

**Lewiston, ID-WA MSA**  
**2015 Occupational Employment**  
**and Wage Estimates**  
Includes Nez Pierce, ID and Asotin, WA counties



SOC code	Lewiston, ID-WA MSA Occupational title	Estimated employment	Average wage	Percentiles			Annual wage
				25th	50th	75th	
13-2011	Accountants & Auditors	141	\$30.51	\$24.01	\$28.35	\$34.76	\$63,454
11-3011	Administrative Services Managers	52	\$34.91	\$19.45	\$30.91	\$49.55	\$72,620
25-3011	Adult Literacy, Remedial Ed, GED Teachers/Instructors	104	\$25.22	\$17.42	\$27.18	\$33.32	\$52,442
41-3011	Advertising Sales Agents	19	\$20.22	\$13.92	\$18.70	\$23.44	\$42,070
13-2021	Appraisers & Assessors of Real Estate	16	\$23.14	\$17.56	\$20.60	\$27.24	\$48,123
11-9041	Architectural & Engineering Managers	52	\$49.16	\$38.12	\$46.16	\$59.82	\$102,249
49-3021	Automotive Body & Related Repairers	32	\$18.37	\$13.53	\$16.33	\$21.89	\$38,201
49-3023	Automotive Service Technicians & Mechanics	138	\$16.90	\$12.68	\$16.68	\$20.73	\$35,169
51-3011	Bakers	47	\$12.36	\$10.40	\$11.58	\$14.40	\$25,710
35-3011	Bartenders	146	\$10.19	\$8.80	\$9.53	\$9.71	\$21,203
43-3011	Bill & Account Collectors	35	\$18.55	\$16.08	\$18.06	\$21.06	\$38,573
43-3021	Billing & Posting Clerks & Machine Operators	121	\$16.08	\$13.57	\$16.28	\$18.50	\$33,458
43-3031	Bookkeeping, Accounting & Auditing Clerks	497	\$17.25	\$13.09	\$16.45	\$20.47	\$35,894
49-3031	Bus & Truck Mechanics & Diesel Engine Specialists	58	\$21.49	\$19.54	\$21.33	\$22.86	\$44,691
53-3022	Bus Drivers, School or Special Client	54	\$18.02	\$16.31	\$17.84	\$19.76	\$37,475
13-1199	Business Operations Specialists, All Other	38	\$25.87	\$19.60	\$24.78	\$30.03	\$53,801
51-3021	Butchers & Meat Cutters	25	\$13.30	\$10.51	\$12.40	\$16.39	\$27,665
51-7011	Cabinetmakers & Bench Carpenters	19	\$16.46	\$13.41	\$16.35	\$19.72	\$34,230
25-2032	Career/Technical Education Teachers, Secondary School	12					\$59,114
43-5011	Cargo & Freight Agents		\$16.26	\$9.02	\$18.53	\$22.03	\$33,814
47-2031	Carpenters	158	\$18.65	\$15.35	\$18.83	\$22.23	\$38,782
41-2011	Cashiers	797	\$10.82	\$9.03	\$10.11	\$11.98	\$22,518
47-2051	Cement Masons & Concrete Finishers	34	\$18.63	\$15.87	\$18.64	\$21.87	\$38,752
35-1011	Chefs & Head Cooks		\$19.37	\$10.22	\$18.65	\$27.54	\$40,292
11-1011	Chief Executives	36	\$43.07	\$8.71	\$39.75	\$60.06	\$89,584
21-1021	Child, Family & School Social Workers	90	\$18.92	\$13.92	\$19.46	\$22.47	\$39,352
39-9011	Childcare Workers	71	\$9.70	\$8.86	\$9.57	\$10.85	\$20,171
17-3022	Civil Engineering Technicians	25	\$24.36	\$21.71	\$24.55	\$27.23	\$50,658
17-2051	Civil Engineers	26	\$33.07	\$29.78	\$33.20	\$36.49	\$68,778
13-1031	Claims Adjusters, Examiners & Investigators	22	\$30.55	\$23.64	\$30.16	\$36.74	\$63,545
53-7061	Cleaners of Vehicles & Equipment	50	\$11.46	\$9.85	\$11.04	\$12.76	\$23,821
19-3031	Clinical, Counseling & School Psychologists	14	\$50.26	\$27.17	\$36.51	\$56.48	\$104,540
27-2022	Coaches & Scouts	75					\$41,340
35-3021	Combined Food Prep & Serving Workers, Inc Fast Food	462	\$9.48	\$8.48	\$9.42	\$10.26	\$19,732
21-1094	Community Health Workers		\$15.84	\$8.53	\$9.72	\$24.24	\$32,944
13-1141	Compensation, Benefits & Job Analysis Specialists	26	\$24.42	\$17.88	\$22.71	\$28.89	\$50,780
13-1041	Compliance Officers (Except Agric/Const/Safety/Trans)	39	\$25.27	\$17.76	\$24.97	\$31.09	\$52,564
11-3021	Computer & Information Systems Managers	21	\$39.67	\$27.90	\$41.50	\$47.99	\$82,496
15-1121	Computer Systems Analysts		\$34.25	\$28.10	\$34.56	\$41.34	\$71,252
15-1151	Computer User Support Specialists	71	\$20.33	\$14.94	\$17.52	\$24.54	\$42,282
49-2011	Computer, Automated Teller & Office Machine Repairers	11	\$18.21	\$11.07	\$14.31	\$26.92	\$37,876
47-4011	Construction & Building Inspectors	10	\$24.71	\$21.98	\$23.11	\$28.44	\$51,388
47-2061	Construction Laborers	129	\$16.32	\$13.36	\$15.70	\$18.43	\$33,948
11-9021	Construction Managers	29	\$38.98	\$33.52	\$40.51	\$45.52	\$81,067
47-1011	Construction Supervisors of Trades & Extraction Workers	81	\$27.30	\$22.09	\$26.86	\$32.36	\$56,780
49-9012	Control & Valve Installers & Repairers (Not Mech Door)	25	\$20.77	\$15.21	\$20.31	\$23.85	\$43,190
35-2011	Cooks, Fast Food	244	\$8.50	\$8.15	\$8.73	\$9.30	\$17,688
35-2012	Cooks, Institution & Cafeteria	91	\$12.25	\$10.43	\$12.32	\$14.02	\$25,485
35-2014	Cooks, Restaurant	145	\$11.03	\$9.90	\$11.00	\$12.19	\$22,940
35-2015	Cooks, Short Order		\$8.72	\$8.32	\$9.02	\$9.55	\$18,138
33-3012	Correctional Officers & Jailers	31	\$16.63	\$12.83	\$15.95	\$19.11	\$34,579
13-1051	Cost Estimators	39	\$29.32	\$21.13	\$26.94	\$35.71	\$60,990
41-2021	Counter & Rental Clerks	59	\$16.04	\$9.96	\$15.13	\$19.02	\$33,373
35-3022	Counter Attendants, Cafeteria/Concession & Coffee Shop		\$10.20	\$9.55	\$9.70	\$10.89	\$21,203

SOC code	Lewiston, ID-WA MSA Occupational title	Estimated employment	Average wage	Percentiles			Annual wage
				25th	50th	75th	
43-4031	Court, Municipal & License Clerks	26	\$17.70	\$14.10	\$17.49	\$20.94	\$36,817
53-7021	Crane & Tower Operators	22	\$25.04	\$21.30	\$23.51	\$29.20	\$52,085
43-4051	Customer Service Representatives	313	\$14.72	\$11.89	\$14.08	\$17.32	\$30,627
43-9021	Data Entry Keyers	29	\$13.71	\$10.93	\$12.76	\$16.38	\$28,506
15-1141	Database Administrators	10	\$28.03	\$19.38	\$22.60	\$32.68	\$58,283
31-9091	Dental Assistants	67	\$16.80	\$15.11	\$16.89	\$18.64	\$34,937
29-2021	Dental Hygienists	47	\$38.46	\$33.30	\$38.09	\$44.43	\$80,002
33-3021	Detectives & Criminal Investigators	13	\$27.14	\$25.10	\$28.44	\$29.55	\$56,457
35-9021	Dishwashers	84	\$9.24	\$8.41	\$9.28	\$10.39	\$19,201
43-5032	Dispatchers (Except Police, Fire & Ambulance)	15	\$21.75	\$16.37	\$19.27	\$26.81	\$45,240
11-9031	Educ Administrators, Preschool/Childcare Center/Program	14	\$20.58	\$13.69	\$15.80	\$19.04	\$42,810
11-9032	Education Administrators, Elementary & Secondary School	41					\$76,839
21-1012	Educational, Guidance, Vocational & School Counselors	52	\$20.29	\$16.24	\$18.06	\$23.22	\$42,201
49-2093	Electrical/Electronics Install/Repair, Transp Equip	21	\$13.64	\$12.32	\$13.50	\$14.68	\$28,364
47-2111	Electricians	139	\$31.96	\$20.99	\$28.00	\$43.28	\$66,488
25-2021	Elementary School Teachers, Except Special Education	194					\$48,752
29-2041	Emergency Medical Technicians & Paramedics	30	\$23.38	\$13.46	\$25.11	\$29.89	\$48,640
19-2041	Environmental Scientists & Specialists (Inc Health)	11	\$33.48	\$26.31	\$33.61	\$40.69	\$69,639
43-6011	Executive Secretaries & Administrative Assistants	62	\$20.40	\$15.47	\$18.36	\$24.92	\$42,429
29-1062	Family & General Practitioners	51					\$189,774
43-4071	File Clerks	21	\$12.10	\$9.13	\$11.95	\$14.39	\$25,167
11-3031	Financial Managers	71	\$39.14	\$27.99	\$35.95	\$46.54	\$81,401
33-2011	Fire Fighters	109	\$18.53	\$11.90	\$14.84	\$23.92	\$38,544
33-1021	Fire Fighting & Prevention Worker Supervisors	27	\$32.93	\$26.36	\$29.86	\$41.05	\$68,495
39-9031	Fitness Trainers & Aerobics Instructors	41	\$18.84	\$16.66	\$18.28	\$20.89	\$39,198
27-1023	Floral Designers	12	\$11.23	\$10.30	\$11.07	\$11.83	\$23,382
35-1012	Food Preparation & Serving Worker Supervisors	166	\$13.69	\$10.26	\$12.01	\$17.53	\$28,479
35-2021	Food Preparation Workers	89	\$9.91	\$8.71	\$9.80	\$11.11	\$20,631
11-9051	Food Service Managers	48	\$14.66	\$10.54	\$13.81	\$17.70	\$30,500
11-1021	General & Operations Managers	388	\$35.73	\$19.37	\$29.99	\$45.42	\$74,324
47-2121	Glaziers	15	\$15.33	\$12.14	\$15.32	\$18.08	\$31,891
27-1024	Graphic Designers	13	\$17.35	\$13.21	\$16.35	\$19.71	\$36,097
39-5012	Hairdressers, Hairstylists & Cosmetologists	40	\$11.34	\$8.84	\$10.32	\$12.02	\$23,594
21-1022	Healthcare Social Workers	41	\$24.54	\$18.87	\$21.94	\$26.68	\$51,033
49-9021	Heating/Air Cond/Refrigeration Mechanics & Installers	57	\$19.82	\$14.60	\$19.05	\$24.55	\$41,223
53-1021	Helper/Laborer & Material Mover(hand) Supervisors	20	\$17.68	\$16.20	\$17.48	\$18.77	\$36,773
47-4051	Highway Maintenance Workers	74	\$18.88	\$16.00	\$19.08	\$21.40	\$39,268
19-3093	Historians	14	\$24.40	\$20.54	\$22.54	\$30.43	\$50,749
31-1011	Home Health Aides		\$11.51	\$10.40	\$11.40	\$12.79	\$23,932
35-9031	Hosts & Hostesses, Restaurant, Lounge & Coffee Shop		\$8.78	\$8.15	\$8.78	\$9.40	\$18,260
43-4081	Hotel, Motel & Resort Desk Clerks	37	\$10.25	\$9.46	\$10.10	\$11.42	\$21,331
37-1011	Housekeeping & Janitorial Worker Supervisors	16	\$15.45	\$11.61	\$15.78	\$18.37	\$32,147
13-1071	Human Resource Specialists	50	\$27.35	\$21.51	\$25.92	\$31.23	\$56,884
43-4161	Human Resources Assistants, Except Payroll & Timekeeping	30	\$17.16	\$13.91	\$15.96	\$20.05	\$35,681
11-3121	Human Resources Managers	20	\$36.77	\$28.27	\$34.23	\$42.78	\$76,484
49-9041	Industrial Machinery Mechanics		\$22.79	\$19.91	\$22.54	\$25.89	\$47,399
53-7051	Industrial Truck & Tractor Operators	106	\$18.21	\$16.08	\$18.66	\$21.07	\$37,882
51-9061	Inspectors, Testers, Sorters, Samplers & Weighers	97	\$19.54	\$11.34	\$22.19	\$26.34	\$40,642
49-9098	Installation, Maintenance & Repair Helpers	18	\$12.47	\$10.24	\$11.72	\$14.24	\$25,941
49-9099	Installation, Maintenance & Repair Workers, All Other		\$20.09	\$17.12	\$19.10	\$23.09	\$41,791
25-9031	Instructional Coordinators	24	\$19.65	\$16.81	\$19.72	\$22.24	\$40,863
41-3021	Insurance Sales Agents	70	\$27.96	\$16.24	\$21.25	\$27.39	\$58,144
43-4111	Interviewers, Except Eligibility & Loan	54	\$13.27	\$11.36	\$12.91	\$14.61	\$27,613
37-2011	Janitors & Cleaners, Except Maids & Housekeeping	371	\$12.34	\$9.24	\$11.19	\$14.96	\$25,669
25-2012	Kindergarten Teachers, Except Special Education	33					\$47,961
53-7062	Laborers & Freight, Stock & Material Movers, Hand	180	\$11.96	\$9.53	\$11.18	\$14.35	\$24,868
37-3011	Landscaping & Groundskeeping Workers	126	\$12.85	\$10.69	\$12.64	\$14.63	\$26,742
37-1012	Landscaping/Lawn & Groundskeeping Worker Supervisors	12	\$19.02	\$14.78	\$19.12	\$21.95	\$39,566
51-6011	Laundry & Dry-Cleaning Workers	21	\$10.20	\$8.77	\$9.87	\$11.34	\$21,222
23-1011	Lawyers	40	\$50.59	\$31.97	\$39.93	\$56.18	\$105,220
43-6012	Legal Secretaries	49	\$17.18	\$13.62	\$16.19	\$20.00	\$35,732
11-1031	Legislators	48					\$44,848

SOC code	Lewiston, ID-WA MSA Occupational title	Estimated employment	Average wage	Percentiles			Annual wage
				25th	50th	75th	
25-4021	Librarians	24	\$24.67	\$21.24	\$25.89	\$28.92	\$51,317
43-4121	Library Assistants, Clerical	41	\$10.87	\$9.41	\$10.74	\$12.18	\$22,610
25-4031	Library Technicians	34	\$13.46	\$11.34	\$13.03	\$14.98	\$27,975
43-4131	Loan Interviewers & Clerks	28	\$23.82	\$16.96	\$19.19	\$24.28	\$49,543
13-2072	Loan Officers	79	\$26.16	\$18.04	\$22.85	\$31.10	\$54,410
45-4022	Logging Equipment Operators		\$23.92	\$20.94	\$22.71	\$24.52	\$49,747
51-4041	Machinists	48	\$29.38	\$26.91	\$31.53	\$34.45	\$61,120
37-2012	Maids & Housekeeping Cleaners	173	\$9.81	\$8.63	\$9.52	\$11.04	\$20,406
49-9071	Maintenance & Repair Workers, General	174	\$18.70	\$13.08	\$17.00	\$23.50	\$38,880
13-1111	Management Analysts	33	\$27.17	\$20.71	\$26.26	\$31.02	\$56,529
11-9199	Managers, All Other	43	\$34.43	\$27.55	\$31.93	\$41.70	\$71,627
13-1161	Market Research Analysts & Marketing Specialists	31	\$22.59	\$14.73	\$21.77	\$28.96	\$46,987
17-2141	Mechanical Engineers		\$45.64	\$28.12	\$39.90	\$58.46	\$94,918
49-1011	Mechanics, Installers & Repairers Supervisors	154	\$25.42	\$19.17	\$25.47	\$30.13	\$52,885
29-2012	Medical & Clinical Laboratory Technicians	15	\$17.67	\$13.82	\$16.56	\$21.62	\$36,767
29-2011	Medical & Clinical Laboratory Technologists	14	\$24.51	\$14.37	\$25.16	\$32.52	\$50,982
11-9111	Medical & Health Services Managers	38	\$48.02	\$32.84	\$45.08	\$56.05	\$99,886
31-9092	Medical Assistants	101	\$14.69	\$11.75	\$14.59	\$17.48	\$30,574
29-2071	Medical Records & Health Information Technicians	56	\$16.93	\$12.81	\$14.95	\$18.53	\$35,235
43-6013	Medical Secretaries	86	\$15.36	\$13.16	\$14.57	\$17.04	\$31,957
31-9094	Medical Transcriptionists	43	\$17.34	\$15.60	\$17.31	\$19.03	\$36,061
21-1023	Mental Health & Substance Abuse Social Workers	25	\$16.31	\$13.33	\$15.37	\$18.29	\$33,948
21-1014	Mental Health Counselors	32	\$21.33	\$15.95	\$19.14	\$27.64	\$44,381
25-2022	Middle School Teachers (Except Special Ed & Vocational)						\$48,752
49-3042	Mobile Heavy Equipment Mechanics, Except Engines	49	\$19.70	\$16.84	\$19.10	\$22.77	\$40,990
39-4031	Morticians, Undertakers & Funeral Directors	21	\$23.04	\$16.35	\$21.19	\$31.81	\$47,935
11-9121	Natural Sciences Managers	16	\$41.68	\$34.95	\$42.09	\$47.26	\$86,704
15-1142	Network & Computer Systems Administrators	39	\$26.92	\$21.34	\$24.10	\$30.73	\$56,002
39-2021	Nonfarm Animal Caretakers	24	\$9.47	\$9.06	\$9.54	\$9.88	\$19,691
29-1171	Nurse Practitioners	23	\$44.00	\$33.81	\$39.60	\$45.62	\$91,521
29-2061	Nurses, Practical & Vocational (Licensed)	103	\$18.15	\$16.36	\$17.51	\$18.84	\$37,740
31-1014	Nursing Assistants	601	\$10.31	\$8.75	\$9.98	\$11.58	\$21,449
29-9011	Occupational Health & Safety Specialists	17	\$29.39	\$22.78	\$27.64	\$35.94	\$61,142
29-1122	Occupational Therapists	18	\$39.65	\$33.31	\$37.79	\$46.12	\$82,456
43-1011	Office & Administrative Support Worker Supervisors	273	\$21.93	\$16.92	\$21.13	\$26.58	\$45,626
43-9199	Office & Administrative Support Workers, All Other	23	\$16.83	\$13.52	\$15.04	\$19.24	\$35,001
43-9061	Office Clerks, General	427	\$15.08	\$11.58	\$14.53	\$17.64	\$31,358
43-9071	Office Machine Operators, Except Computer	16	\$14.51	\$11.33	\$15.55	\$17.64	\$30,191
47-2073	Operating Engineers & Construction Equipment Operators	63	\$23.11	\$20.67	\$23.17	\$26.25	\$48,044
29-2081	Opticians, Dispensing		\$15.52	\$13.96	\$15.74	\$17.37	\$32,295
43-4151	Order Clerks	14	\$15.50	\$12.74	\$16.21	\$18.20	\$32,241
53-7064	Packers & Packagers, Hand	58	\$9.02	\$8.47	\$9.26	\$9.78	\$18,758
47-2141	Painters, Construction & Maintenance	67	\$14.29	\$10.94	\$13.59	\$17.16	\$29,712
23-2011	Paralegals & Legal Assistants	31	\$19.66	\$14.16	\$20.52	\$23.56	\$40,904
41-2022	Parts Salespersons	39	\$16.04	\$11.82	\$15.32	\$20.56	\$33,363
43-3051	Payroll & Timekeeping Clerks	48	\$19.06	\$16.12	\$18.91	\$22.62	\$39,629
39-9021	Personal Care Aides	253	\$9.95	\$8.98	\$9.72	\$11.02	\$20,703
13-2052	Personal Financial Advisors		\$40.39	\$19.84	\$48.58	\$57.40	\$83,997
39-1021	Personal Service Worker Supervisors	30	\$12.96	\$10.46	\$11.60	\$14.36	\$26,956
37-3012	Pesticide Handlers, Sprayers & Applicators, Vegetation	16	\$15.44	\$13.35	\$14.62	\$17.20	\$32,117
29-1051	Pharmacists	82	\$52.22	\$49.13	\$54.41	\$59.44	\$108,616
31-9095	Pharmacy Aides	25	\$10.94	\$8.47	\$9.49	\$13.61	\$22,757
29-2052	Pharmacy Technicians	77	\$16.89	\$14.01	\$16.90	\$19.99	\$35,144
31-2022	Physical Therapist Aides	30	\$11.86	\$10.59	\$11.84	\$13.30	\$24,678
31-2021	Physical Therapist Assistants	27	\$21.59	\$16.50	\$22.17	\$26.51	\$44,920
29-1123	Physical Therapists	58	\$39.72	\$34.86	\$40.89	\$45.46	\$82,608
29-1071	Physician Assistants	21	\$47.78	\$40.58	\$46.68	\$55.45	\$99,379
29-1069	Physicians & Surgeons, All Other	20					\$235,494
47-2151	Pipelayers	33	\$23.19	\$19.16	\$24.85	\$27.83	\$48,227
47-2152	Plumbers, Pipefitters, & Steamfitters	19	\$20.66	\$16.70	\$20.55	\$23.84	\$42,977
33-1012	Police & Detective Supervisors	41	\$33.20	\$29.08	\$32.99	\$36.98	\$69,067
33-3051	Police & Sheriff's Patrol Officers	123	\$24.41	\$20.79	\$25.36	\$28.60	\$50,765

SOC code	Lewiston, ID-WA MSA Occupational title	Estimated employment	Average wage	Percentiles			Annual wage
				25th	50th	75th	
43-5031	Police, Fire & Ambulance Dispatchers	30	\$18.03	\$15.34	\$18.86	\$21.38	\$37,508
43-5051	Postal Service Clerks	19	\$20.51	\$12.19	\$23.99	\$27.12	\$42,653
43-5052	Postal Service Mail Carriers	56	\$25.50	\$24.70	\$27.91	\$27.92	\$53,055
25-2011	Preschool Teachers, Except Special Education	136	\$11.82	\$9.83	\$11.27	\$13.37	\$24,589
21-1092	Probation Officers & Correctional Treatment Specialists	20	\$19.73	\$15.52	\$19.87	\$24.10	\$41,035
51-1011	Production & Operating Worker Supervisors	148	\$24.85	\$16.80	\$24.54	\$32.79	\$51,675
51-9198	Production Worker Helpers	34	\$14.85	\$11.85	\$14.78	\$17.76	\$30,891
43-5061	Production, Planning & Expediting Clerks	92	\$19.87	\$16.11	\$20.42	\$22.63	\$41,333
11-9141	Property, Real Estate & Community Association Managers	23	\$16.91	\$9.48	\$18.96	\$22.58	\$35,175
33-9099	Protective Service Workers, All Other	12	\$17.36	\$13.96	\$16.13	\$19.25	\$36,122
27-3031	Public Relations Specialists	17	\$24.48	\$18.43	\$23.35	\$28.04	\$50,911
13-1023	Purchasing Agents, Except Wholesale/Retail/Farm Products	33	\$26.20	\$19.21	\$24.71	\$33.22	\$54,501
27-3011	Radio & Television Announcers	55	\$11.76	\$10.39	\$11.17	\$11.97	\$24,467
29-2034	Radiologic Technologists	58	\$27.07	\$22.48	\$26.70	\$30.99	\$56,306
41-9022	Real Estate Sales Agents	10	\$13.79	\$10.79	\$11.62	\$12.46	\$28,668
43-4171	Receptionists & Information Clerks	166	\$13.22	\$10.96	\$13.19	\$15.51	\$27,512
39-9032	Recreation Workers	23	\$12.51	\$10.58	\$11.72	\$13.25	\$26,016
49-3092	Recreational Vehicle Service Technicians	14	\$14.19	\$12.36	\$14.10	\$16.43	\$29,520
53-7081	Refuse & Recyclable Material Collectors	25	\$17.84	\$16.07	\$18.02	\$20.64	\$37,119
29-1141	Registered Nurses	649	\$29.72	\$25.08	\$28.31	\$33.76	\$61,812
21-1015	Rehabilitation Counselors	30	\$22.62	\$19.77	\$23.19	\$25.79	\$47,058
43-4181	Reservation/Transportation Ticket Agents/Travel Clerks	19	\$13.69	\$11.09	\$13.73	\$16.59	\$28,486
41-2031	Retail Salespersons	838	\$14.06	\$9.62	\$11.77	\$15.48	\$29,245
11-2022	Sales Managers	48	\$39.09	\$26.80	\$34.24	\$46.43	\$81,290
41-3099	Sales Reps, Services, All Other	30	\$21.96	\$13.12	\$21.98	\$24.77	\$45,675
41-4012	Sales Reps/Wholesale/Mfg, Except Tech/Science Products	113	\$24.27	\$16.43	\$23.36	\$28.57	\$50,474
41-1012	Sales Worker Supervisors, Non-Retail	26	\$25.86	\$21.52	\$24.42	\$30.05	\$53,785
41-1011	Sales Worker Supervisors, Retail	209	\$17.85	\$13.73	\$17.04	\$20.81	\$37,145
25-2031	Secondary School Teachers, Except Spec/Voc/Tech Educ	108					\$47,444
43-6014	Secretaries & Admin Assts, Except Legal/Medical & Exec	381	\$15.33	\$12.75	\$15.20	\$17.82	\$31,885
41-3031	Securities, Commodities & Financial Services Sales Agents	60	\$50.83	\$16.35	\$18.94	\$92.62	\$105,725
47-2211	Sheet Metal Workers	55	\$19.26	\$16.23	\$20.31	\$22.62	\$40,069
43-5071	Shipping, Receiving & Traffic Clerks	85	\$14.11	\$10.75	\$13.68	\$17.44	\$29,338
11-9151	Social & Community Service Managers	34	\$28.98	\$20.13	\$28.30	\$33.02	\$60,280
21-1093	Social & Human Service Assistants	75	\$17.85	\$14.98	\$17.35	\$21.00	\$37,121
15-1132	Software Developers, Applications	17					
25-2052	Special Ed Teachers, Kindergarten & Elementary School	56					\$53,314
25-2054	Special Education Teachers, Secondary School	18					\$53,538
29-1127	Speech-Language Pathologists	22	\$34.66	\$31.57	\$34.18	\$36.78	\$72,083
43-5081	Stock Clerks & Order Fillers	319	\$12.30	\$10.12	\$11.68	\$13.95	\$25,594
21-1011	Substance Abuse & Behavioral Disorder Counselors		\$21.08	\$18.24	\$21.05	\$23.50	\$43,854
25-3098	Substitute Teachers	203	\$10.97	\$10.00	\$10.84	\$11.67	\$22,814
29-1067	Surgeons	17					
43-2011	Switchboard Operators, Including Answering Service	20	\$10.49	\$8.50	\$9.72	\$12.98	\$21,829
13-2081	Tax Examiners, Collectors & Revenue Agents	15	\$22.21	\$20.56	\$23.85	\$24.53	\$46,176
53-3041	Taxi Drivers & Chauffeurs	16	\$12.43	\$9.04	\$11.00	\$14.31	\$25,864
25-9041	Teacher Assistants	355					\$25,735
25-3097	Teachers & Instructors, All Other, Exc Substitute Teachers	10					\$66,060
49-2022	Telecom Equip Installers/Repairers, Except Line	12	\$24.68	\$13.74	\$30.62	\$34.83	\$51,334
43-3071	Tellers	172	\$13.25	\$11.32	\$12.97	\$14.60	\$27,562
49-3093	Tire Repairers & Changers	50	\$12.56	\$10.37	\$11.91	\$14.20	\$26,143
23-2093	Title Examiners, Abstractors, & Searchers		\$24.58	\$16.41	\$19.93	\$33.32	\$51,134
13-1151	Training & Development Specialists	19	\$25.33	\$18.90	\$22.79	\$31.40	\$52,676
33-9093	Transportation Security Screeners	13	\$19.46	\$18.86	\$19.63	\$20.12	\$40,475
11-3071	Transportation, Storage & Distribution Managers		\$42.34	\$33.43	\$41.70	\$52.39	\$88,073
53-1031	Transportation/Material Moving Vehicle Operator Supervisors	32	\$25.97	\$19.07	\$26.36	\$30.86	\$54,016
37-3013	Tree Trimmers & Pruners		\$14.68	\$11.42	\$13.66	\$16.66	\$30,543
53-3032	Truck Drivers, Heavy & Tractor-Trailer	394	\$19.85	\$16.04	\$18.65	\$23.43	\$41,277
53-3033	Truck Drivers, Light or Delivery Services	123	\$16.97	\$9.94	\$15.78	\$21.77	\$35,289
51-6093	Upholsterers		\$16.02	\$13.20	\$16.54	\$18.43	\$33,313
19-3051	Urban & Regional Planners	11	\$31.55	\$22.67	\$30.65	\$36.33	\$65,644
35-3031	Waiters & Waitresses	440	\$9.83	\$8.32	\$9.10	\$9.55	\$20,447



SOC code	Lewiston, ID-WA MSA Occupational title	Estimated employment	Average wage	Percentiles			Annual wage
				25th	50th	75th	
51-8031	Water & Wastewater Treatment Plant & System Operators	44	\$24.44	\$19.68	\$25.03	\$28.46	\$50,820
51-4121	Welders, Cutters, Solderers & Brazers	71	\$17.56	\$15.55	\$17.23	\$19.04	\$36,509

Lewiston, ID-WA MSA

**Longview, WA MSA**  
**2015 Occupational Employment**  
**and Wage Estimates**  
**Includes Cowlitz County**



SOC code	Longview, WA MSA Occupational title	Estimated employment	Average wage	Percentiles			Annual wage
				25th	50th	75th	
13-2011	Accountants & Auditors	174	\$26.43	\$19.70	\$24.08	\$29.84	\$54,977
51-9191	Adhesive Bonding Machine Operators & Tenders	18	\$16.58	\$12.95	\$14.41	\$21.11	\$34,484
11-3011	Administrative Services Managers	41	\$48.24	\$32.48	\$43.54	\$59.81	\$100,342
25-3011	Adult Literacy, Remedial Ed, GED Teachers/Instructors	132	\$26.45	\$21.36	\$25.83	\$32.52	\$55,018
13-2021	Appraisers & Assessors of Real Estate	30	\$32.03	\$27.69	\$32.70	\$36.59	\$66,638
17-3011	Architectural & Civil Drafters	16	\$24.64	\$17.46	\$21.42	\$30.04	\$51,256
11-9041	Architectural & Engineering Managers	14	\$55.30	\$45.17	\$54.25	\$62.44	\$115,025
51-2099	Artists & Related Workers, All Other	26	\$15.09	\$11.17	\$13.44	\$17.10	\$31,390
53-6031	Automotive & Watercraft Service Attendants	64	\$11.71	\$10.11	\$11.12	\$12.14	\$24,360
49-3021	Automotive Body & Related Repairers		\$17.03	\$16.17	\$17.24	\$18.31	\$35,422
49-3023	Automotive Service Technicians & Mechanics	140	\$18.63	\$12.99	\$16.67	\$23.91	\$38,738
51-3011	Bakers	24	\$12.81	\$10.63	\$12.04	\$14.42	\$26,647
35-3011	Bartenders	178	\$11.09	\$9.54	\$9.70	\$12.08	\$23,053
43-3011	Bill & Account Collectors	34	\$19.21	\$16.47	\$18.40	\$21.68	\$39,953
43-3021	Billing & Posting Clerks & Machine Operators	102	\$17.54	\$15.10	\$17.15	\$19.19	\$36,483
19-4021	Biological Technicians	13	\$17.34	\$15.73	\$15.74	\$18.53	\$36,067
43-3031	Bookkeeping, Accounting & Auditing Clerks	508	\$17.40	\$12.03	\$16.63	\$20.87	\$36,209
49-3031	Bus & Truck Mechanics & Diesel Engine Specialists	93	\$23.48	\$20.63	\$23.30	\$26.99	\$48,819
53-3022	Bus Drivers, School or Special Client	203	\$16.03	\$15.11	\$16.61	\$18.08	\$33,347
13-1199	Business Operations Specialists, All Other	115	\$29.50	\$22.67	\$27.27	\$37.12	\$61,345
51-3021	Butchers & Meat Cutters	72	\$14.25	\$11.90	\$13.57	\$15.15	\$29,649
25-2032	Career/Technical Education Teachers, Secondary School	47					\$58,618
47-2031	Carpenters	174	\$28.52	\$22.25	\$31.03	\$34.46	\$59,303
41-2011	Cashiers	997	\$11.76	\$10.20	\$11.18	\$12.22	\$24,456
19-4031	Chemical Technicians		\$18.08	\$11.47	\$17.80	\$23.68	\$37,598
11-1011	Chief Executives	73	\$71.54	\$46.61	\$59.72	\$86.89	\$148,790
21-1021	Child, Family & School Social Workers	62	\$26.36	\$25.54	\$26.84	\$27.50	\$54,835
39-9011	Childcare Workers	153	\$11.12	\$9.62	\$10.62	\$12.07	\$23,124
17-3022	Civil Engineering Technicians	25	\$27.46	\$25.03	\$27.61	\$29.00	\$57,117
17-2051	Civil Engineers	67	\$36.38	\$29.44	\$39.12	\$45.03	\$75,683
53-7061	Cleaners of Vehicles & Equipment	208	\$15.61	\$11.12	\$13.85	\$19.67	\$32,452
19-3031	Clinical, Counseling & School Psychologists	14	\$27.92	\$24.92	\$27.63	\$30.66	\$58,090
27-2022	Coaches & Scouts	116					\$35,671
51-9121	Coating/Painting/Spraying Machine Setters/Oprs/Tenders	50	\$17.73	\$13.95	\$17.21	\$19.31	\$36,876
35-3021	Combined Food Prep & Serving Workers, Inc Fast Food	950	\$10.72	\$9.55	\$9.74	\$11.36	\$22,297
13-1041	Compliance Officers (Except Agric/Const/Safety/Trans)	33	\$26.78	\$23.85	\$27.47	\$29.57	\$55,707
11-3021	Computer & Information Systems Managers	27	\$59.34	\$48.45	\$63.24	\$71.57	\$123,430
15-1152	Computer Network Support Specialists	22	\$27.00	\$25.18	\$27.07	\$28.96	\$56,164
15-1121	Computer Systems Analysts	30	\$36.08	\$30.52	\$35.14	\$40.12	\$75,044
15-1151	Computer User Support Specialists	86	\$25.80	\$20.54	\$23.36	\$28.09	\$53,659
19-1031	Conservation Scientists	30	\$22.57	\$19.45	\$24.30	\$24.90	\$46,937
47-4011	Construction & Building Inspectors	19	\$34.45	\$26.71	\$30.07	\$43.64	\$71,666
47-2061	Construction Laborers	523	\$21.35	\$15.97	\$18.93	\$27.03	\$44,406
11-9021	Construction Managers	53	\$45.60	\$35.34	\$41.97	\$47.94	\$94,857
47-1011	Construction Supervisors of Trades & Extraction Workers	129	\$34.24	\$26.27	\$36.06	\$42.88	\$71,230
49-9012	Control & Valve Installers & Repairers (Not Mech Door)	13	\$30.84	\$27.14	\$30.74	\$34.83	\$64,152
53-7011	Conveyor Operators & Tenders	17	\$29.26	\$24.07	\$28.58	\$41.33	\$60,858
35-2011	Cooks, Fast Food	229	\$9.95	\$9.56	\$9.61	\$10.07	\$20,703
35-2012	Cooks, Institution & Cafeteria	172	\$14.81	\$12.81	\$14.28	\$16.56	\$30,788
35-2014	Cooks, Restaurant	199	\$11.36	\$9.53	\$10.70	\$12.02	\$23,635
35-2015	Cooks, Short Order		\$11.25	\$9.69	\$10.88	\$12.51	\$23,390
13-1051	Cost Estimators	56	\$30.04	\$24.35	\$28.01	\$35.30	\$62,501
41-2021	Counter & Rental Clerks	221	\$15.90	\$10.81	\$14.19	\$18.53	\$33,059
35-3022	Counter Attendants, Cafeteria/Concession & Coffee Shop		\$10.57	\$9.61	\$10.25	\$11.28	\$21,970
43-5021	Couriers & Messengers	12	\$15.23	\$13.08	\$14.76	\$17.43	\$31,683

SOC code	Longview, WA MSA Occupational title	Estimated employment	Average wage	Percentiles			Annual wage
				25th	50th	75th	
43-4031	Court, Municipal & License Clerks	47	\$19.96	\$17.82	\$20.27	\$22.36	\$41,516
43-4041	Credit Authorizers, Checkers & Clerks	19	\$22.57	\$19.95	\$21.82	\$23.69	\$46,945
43-4051	Customer Service Representatives	218	\$15.76	\$12.31	\$14.63	\$18.73	\$32,779
51-4031	Cut/Punch/Press Mach Setters/Oprs/Tenders, Metal/Plastic	63	\$14.63	\$12.63	\$13.96	\$15.67	\$30,423
51-9032	Cutting & Slicing Machine Setters/Operators & Tenders	45	\$24.11	\$19.11	\$24.54	\$30.54	\$50,159
31-9091	Dental Assistants	88	\$20.36	\$17.72	\$20.32	\$22.55	\$42,345
29-2021	Dental Hygienists	93	\$46.74	\$41.53	\$45.54	\$51.42	\$97,219
29-1021	Dentists, General	21					\$217,263
29-2032	Diagnostic Medical Sonographers		\$39.41	\$33.97	\$40.18	\$45.51	\$81,990
29-1031	Dietitians & Nutritionists		\$26.55	\$13.45	\$29.02	\$34.92	\$55,211
35-9011	Dining Room & Cafeteria Attendants & Bartender Helpers	120	\$11.09	\$9.58	\$9.69	\$11.39	\$23,063
35-9021	Dishwashers	100	\$10.10	\$9.56	\$9.67	\$10.40	\$20,989
43-5032	Dispatchers (Except Police, Fire & Ambulance)	71	\$25.55	\$11.98	\$21.29	\$39.58	\$53,156
53-3031	Driver/Sales Workers	138	\$10.88	\$9.66	\$10.19	\$11.31	\$22,621
47-2081	Drywall & Ceiling Tile Installers	13	\$18.97	\$9.65	\$20.16	\$22.80	\$39,461
11-9031	Educ Administrators, Preschool/Childcare Center/Program	16	\$20.81	\$16.48	\$20.81	\$23.36	\$43,286
11-9032	Education Administrators, Elementary & Secondary School	69					\$101,366
25-9099	Education, Training & Library Workers, All Other	16	\$18.99	\$13.58	\$20.58	\$22.99	\$39,494
21-1012	Educational, Guidance, Vocational & School Counselors	61	\$27.88	\$22.36	\$27.81	\$33.43	\$57,999
47-2111	Electricians	236	\$30.53	\$23.62	\$31.72	\$35.97	\$63,519
17-2072	Electronics Engineers, Except Computer	11	\$33.18	\$31.25	\$33.77	\$37.79	\$69,001
25-2021	Elementary School Teachers, Except Special Education	417					\$60,574
43-4061	Eligibility Interviewers, Government Programs	26	\$18.67	\$14.37	\$18.63	\$22.31	\$38,837
17-2199	Engineers, All Other	13	\$40.59	\$37.83	\$42.34	\$46.86	\$84,433
17-2081	Environmental Engineers	12	\$39.88	\$35.62	\$40.19	\$44.26	\$82,943
19-2041	Environmental Scientists & Specialists (Inc Health)		\$35.51	\$29.75	\$37.10	\$43.43	\$73,857
53-7032	Excavating & Loading Machine & Dragline Operators	26					
43-6011	Executive Secretaries & Administrative Assistants	49	\$26.06	\$20.85	\$26.54	\$30.31	\$54,211
51-9041	Extrude/Form/Press/Compact Mach Setters/Operators/Tenders		\$20.08	\$18.92	\$20.85	\$22.65	\$41,761
45-4021	Fallers		\$25.02	\$21.40	\$24.76	\$28.30	\$52,037
45-2092	Farm Workers & Laborers/Crop/Nursery & Greenhouse	75	\$13.20	\$10.24	\$11.34	\$16.17	\$27,473
45-1011	Farming, Fishing & Forestry Worker Supervisors	17	\$36.42	\$24.88	\$40.70	\$44.68	\$75,760
43-4071	File Clerks	18	\$12.29	\$10.14	\$11.31	\$14.07	\$25,553
13-2051	Financial Analysts	24	\$37.15	\$28.22	\$34.50	\$48.72	\$77,285
11-3031	Financial Managers	99	\$43.52	\$33.66	\$40.38	\$53.29	\$90,527
13-2099	Financial Specialists, All Other	36	\$24.88	\$20.50	\$22.06	\$24.35	\$51,763
33-2011	Fire Fighters	59	\$27.53	\$19.67	\$30.23	\$35.27	\$57,264
33-1021	Fire Fighting & Prevention Worker Supervisors	15	\$40.53	\$34.76	\$39.92	\$46.06	\$84,292
39-9031	Fitness Trainers & Aerobics Instructors		\$12.51	\$9.53	\$9.64	\$9.74	\$26,026
27-1023	Floral Designers	17	\$13.47	\$12.22	\$13.44	\$14.65	\$28,006
35-1012	Food Preparation & Serving Worker Supervisors	215	\$17.01	\$12.45	\$14.76	\$20.62	\$35,376
35-2021	Food Preparation Workers	172	\$10.44	\$9.57	\$9.67	\$10.77	\$21,724
35-3041	Food Servers, Nonrestaurant	62	\$10.40	\$9.55	\$10.15	\$11.17	\$21,643
11-9051	Food Service Managers	59	\$17.79	\$11.63	\$17.43	\$21.89	\$36,979
19-4092	Forensic Science Technicians	14	\$17.76	\$15.05	\$17.43	\$19.94	\$36,959
19-1032	Foresters	18	\$36.35	\$27.50	\$29.70	\$39.39	\$75,602
11-1021	General & Operations Managers	354	\$50.07	\$32.67	\$42.28	\$58.78	\$104,145
39-5012	Hairdressers, Hairstylists & Cosmetologists	171	\$15.40	\$10.87	\$13.08	\$17.06	\$32,035
47-4041	Hazardous Materials Removal Workers	61	\$21.57	\$18.77	\$21.39	\$23.98	\$44,883
29-2099	Health Technologists & Technicians, All Other		\$25.91	\$18.87	\$23.71	\$30.87	\$53,882
21-1022	Healthcare Social Workers	40	\$28.13	\$23.73	\$28.05	\$34.12	\$58,516
31-9099	Healthcare Support Workers, All Other	76	\$16.86	\$13.84	\$15.98	\$18.91	\$35,070
49-9021	Heating/Air Cond/Refrigeration Mechanics & Installers		\$22.00	\$15.60	\$19.19	\$26.57	\$45,746
53-1021	Helper/Laborer & Material Mover(hand) Supervisors	31	\$27.92	\$20.19	\$28.21	\$35.08	\$58,073
31-1011	Home Health Aides	98	\$10.90	\$9.53	\$10.48	\$11.63	\$22,675
43-4081	Hotel, Motel & Resort Desk Clerks	49	\$10.79	\$9.97	\$10.73	\$11.49	\$22,448
37-1011	Housekeeping & Janitorial Worker Supervisors	23	\$16.39	\$11.49	\$15.30	\$19.57	\$34,099
13-1071	Human Resource Specialists	106	\$30.29	\$22.37	\$27.59	\$36.40	\$62,998
43-4161	Human Resources Assistants, Except Payroll & Timekeeping	28	\$17.90	\$14.91	\$17.78	\$21.14	\$37,223
11-3121	Human Resources Managers	19	\$53.03	\$39.84	\$52.46	\$62.03	\$110,310
17-2112	Industrial Engineers	81	\$44.99	\$38.68	\$45.53	\$53.52	\$93,569
49-9041	Industrial Machinery Mechanics	274	\$26.40	\$21.26	\$26.48	\$30.89	\$54,903

SOC code	Longview, WA MSA Occupational title	Estimated employment	Average wage	Percentiles			Annual wage
				25th	50th	75th	
11-3051	Industrial Production Managers	33	\$60.16	\$35.56	\$51.88	\$75.28	\$125,134
53-7051	Industrial Truck & Tractor Operators	381	\$22.37	\$17.21	\$22.07	\$26.70	\$46,523
51-9061	Inspectors, Testers, Sorters, Samplers & Weighers	208	\$17.44	\$11.44	\$19.31	\$21.78	\$36,275
49-9098	Installation, Maintenance & Repair Helpers	14	\$13.10	\$10.41	\$11.57	\$15.46	\$27,249
41-3021	Insurance Sales Agents	93	\$18.26	\$12.52	\$15.46	\$21.96	\$37,984
37-2011	Janitors & Cleaners, Except Maids & Housekeeping	479	\$13.84	\$9.85	\$12.90	\$16.90	\$28,775
23-1023	Judges, Magistrate Judges & Magistrates	12	\$62.01	\$37.37	\$66.40	\$81.32	\$128,977
25-2012	Kindergarten Teachers, Except Special Education	60					\$54,764
13-1075	Labor Relations Specialists		\$30.79	\$22.62	\$32.21	\$37.34	\$64,042
53-7062	Laborers & Freight, Stock & Material Movers, Hand	805	\$20.53	\$12.09	\$16.98	\$24.99	\$42,690
37-3011	Landscaping & Groundskeeping Workers	186	\$13.97	\$10.64	\$12.37	\$14.90	\$29,051
37-1012	Landscaping/Lawn & Groundskeeping Worker Supervisors	15	\$33.59	\$26.96	\$29.96	\$38.63	\$69,864
51-6011	Laundry & Dry-Cleaning Workers	11	\$10.69	\$10.09	\$10.77	\$11.45	\$22,229
23-1011	Lawyers	42	\$41.79	\$36.65	\$41.62	\$46.36	\$86,917
25-4021	Librarians	27	\$28.55	\$25.17	\$29.85	\$34.14	\$59,388
43-4121	Library Assistants, Clerical		\$12.71	\$10.78	\$12.00	\$13.71	\$26,416
43-4131	Loan Interviewers & Clerks	97	\$19.08	\$15.62	\$19.69	\$22.61	\$39,679
13-2072	Loan Officers	72	\$30.00	\$21.42	\$26.30	\$34.28	\$62,410
45-4022	Logging Equipment Operators		\$25.83	\$23.75	\$26.18	\$28.56	\$53,739
13-1081	Logisticians	21	\$27.94	\$21.38	\$23.50	\$33.58	\$58,131
53-7063	Machine Feeders & Offbearers	120	\$21.84	\$12.10	\$18.68	\$22.74	\$45,425
51-4041	Machinists	56	\$19.36	\$12.77	\$19.56	\$23.81	\$40,275
29-2035	Magnetic Resonance Imaging Technologists		\$36.31	\$24.63	\$39.93	\$46.16	\$75,531
37-2012	Maids & Housekeeping Cleaners	230	\$12.36	\$10.10	\$11.23	\$13.83	\$25,720
49-9071	Maintenance & Repair Workers, General	415	\$18.39	\$11.33	\$16.13	\$22.86	\$38,231
49-9043	Maintenance Workers, Machinery	23	\$31.27	\$20.83	\$24.61	\$42.30	\$65,064
13-1111	Management Analysts	15					
11-9199	Managers, All Other	51	\$42.57	\$20.56	\$42.63	\$60.18	\$88,530
13-1161	Market Research Analysts & Marketing Specialists	37	\$26.02	\$18.28	\$24.49	\$31.05	\$54,116
11-2021	Marketing Managers	18	\$43.66	\$39.10	\$43.63	\$48.31	\$90,801
51-3022	Meat, Poultry & Fish Cutters & Trimmers		\$11.08	\$9.69	\$9.82	\$11.99	\$23,064
49-1011	Mechanics, Installers & Repairers Supervisors	158	\$39.47	\$28.24	\$37.12	\$46.88	\$82,081
11-9111	Medical & Health Services Managers	85	\$55.71	\$40.30	\$50.27	\$63.49	\$115,876
31-9092	Medical Assistants	185	\$16.89	\$14.14	\$16.79	\$19.61	\$35,131
29-2071	Medical Records & Health Information Technicians	48	\$20.98	\$16.70	\$19.71	\$24.04	\$43,621
43-6013	Medical Secretaries	112	\$19.71	\$15.79	\$20.02	\$23.01	\$40,999
31-9094	Medical Transcriptionists		\$16.84	\$12.32	\$16.27	\$21.46	\$35,019
21-1014	Mental Health Counselors	12	\$31.63	\$24.23	\$28.42	\$42.70	\$65,786
25-2022	Middle School Teachers (Except Special Ed & Vocational)	151					\$59,540
49-9044	Millwrights	270	\$28.57	\$22.43	\$28.19	\$33.82	\$59,416
51-9023	Mixing & Blending Machine Setters, Operators & Tenders	35	\$19.34	\$13.71	\$15.41	\$24.57	\$40,225
49-3042	Mobile Heavy Equipment Mechanics, Except Engines	51	\$24.93	\$14.98	\$23.69	\$33.74	\$51,841
39-4031	Morticians, Undertakers & Funeral Directors		\$22.25	\$19.62	\$22.63	\$26.86	\$46,280
15-1142	Network & Computer Systems Administrators	36	\$41.04	\$34.18	\$39.72	\$46.65	\$85,346
43-4141	New Accounts Clerks	19	\$19.56	\$16.52	\$19.87	\$22.57	\$40,664
39-2021	Nonfarm Animal Caretakers	52	\$13.49	\$10.28	\$11.24	\$13.46	\$28,050
29-1171	Nurse Practitioners		\$53.01	\$44.86	\$52.68	\$59.48	\$110,259
29-2061	Nurses, Practical & Vocational (Licensed)	150	\$21.86	\$19.26	\$21.56	\$23.85	\$45,466
31-1014	Nursing Assistants	427	\$12.98	\$10.63	\$11.77	\$14.66	\$26,997
29-9011	Occupational Health & Safety Specialists	27	\$36.87	\$29.61	\$34.92	\$43.07	\$76,686
29-1122	Occupational Therapists	19	\$41.17	\$37.96	\$41.73	\$45.52	\$85,620
43-1011	Office & Administrative Support Worker Supervisors	246	\$24.15	\$16.40	\$21.50	\$28.94	\$50,233
43-9061	Office Clerks, General	629	\$14.67	\$11.49	\$14.24	\$17.30	\$30,526
43-9071	Office Machine Operators, Except Computer	15	\$20.67	\$19.29	\$21.27	\$23.28	\$42,998
47-2073	Operating Engineers & Construction Equipment Operators	185	\$28.25	\$23.82	\$27.64	\$31.97	\$58,756
29-2081	Opticians, Dispensing	27	\$18.45	\$13.35	\$16.38	\$23.43	\$38,379
43-4151	Order Clerks	55	\$17.14	\$12.06	\$15.61	\$22.21	\$35,640
51-9111	Packaging & Filling Machine Operators & Tenders	26	\$18.27	\$14.00	\$18.57	\$21.97	\$38,006
53-7064	Packers & Packagers, Hand	238	\$11.00	\$9.72	\$9.87	\$11.38	\$22,885
47-2141	Painters, Construction & Maintenance	96	\$18.14	\$13.76	\$17.86	\$21.79	\$37,728
51-9196	Paper Goods Machine Setters, Operators & Tenders	261	\$23.84	\$20.31	\$24.00	\$28.38	\$49,589
23-2011	Paralegals & Legal Assistants		\$20.66	\$16.77	\$18.55	\$25.31	\$42,982

SOC code	Longview, WA MSA Occupational title	Estimated employment	Average wage	Percentiles			Annual wage
				25th	50th	75th	
53-6021	Parking Lot Attendants	20	\$12.70	\$9.86	\$11.06	\$16.20	\$26,413
41-2022	Parts Salespersons	93	\$15.06	\$13.15	\$14.60	\$16.11	\$31,319
43-3051	Payroll & Timekeeping Clerks	54	\$21.38	\$19.46	\$21.44	\$23.42	\$44,479
39-9021	Personal Care Aides	415	\$11.28	\$10.31	\$11.07	\$11.81	\$23,462
39-1021	Personal Service Worker Supervisors	55	\$14.99	\$12.51	\$15.44	\$17.48	\$31,187
29-1051	Pharmacists	76	\$62.41	\$57.53	\$64.45	\$70.71	\$129,798
29-2052	Pharmacy Technicians	109	\$18.34	\$15.82	\$18.53	\$21.43	\$38,156
31-2021	Physical Therapist Assistants	11	\$24.74	\$20.88	\$25.38	\$28.82	\$51,471
29-1123	Physical Therapists	51	\$39.13	\$34.77	\$40.55	\$44.54	\$81,391
29-1069	Physicians & Surgeons, All Other	77					\$226,034
47-2151	Pipelayers		\$27.91	\$25.46	\$28.24	\$31.21	\$58,046
47-2152	Plumbers, Pipefitters, & Steamfitters	90	\$30.72	\$26.22	\$30.59	\$34.56	\$63,883
33-1012	Police & Detective Supervisors	18	\$41.10	\$34.73	\$38.81	\$46.55	\$85,498
33-3051	Police & Sheriff's Patrol Officers	84	\$32.35	\$28.22	\$32.46	\$36.26	\$67,299
43-5051	Postal Service Clerks	22	\$21.61	\$12.80	\$27.12	\$27.69	\$44,926
43-5052	Postal Service Mail Carriers	77	\$25.48	\$24.19	\$27.91	\$27.92	\$53,004
25-2011	Preschool Teachers, Except Special Education	115	\$14.52	\$10.95	\$13.34	\$17.94	\$30,196
51-5112	Printing Press Operators	16	\$15.97	\$12.06	\$14.81	\$18.89	\$33,222
51-1011	Production & Operating Worker Supervisors	308	\$37.20	\$27.07	\$38.20	\$45.36	\$77,375
51-9198	Production Worker Helpers	77					
43-5061	Production, Planning & Expediting Clerks	74	\$23.33	\$18.18	\$22.75	\$27.60	\$48,518
11-9141	Property, Real Estate & Community Association Managers	17	\$25.44	\$20.14	\$22.20	\$25.37	\$52,929
33-9099	Protective Service Workers, All Other	41					
27-3031	Public Relations Specialists	13	\$22.90	\$16.20	\$24.01	\$28.82	\$47,626
13-1023	Purchasing Agents, Except Wholesale/Retail/Farm Products	77	\$28.39	\$20.78	\$26.10	\$33.17	\$59,054
11-3061	Purchasing Managers	15	\$49.97	\$32.02	\$47.19	\$55.36	\$103,932
49-2021	Radio, Cellular & Tower Equipment Installers/Repairers		\$28.32	\$17.28	\$32.57	\$37.03	\$58,909
29-2034	Radiologic Technologists		\$32.36	\$27.16	\$32.59	\$37.26	\$67,297
41-9022	Real Estate Sales Agents	35	\$15.57	\$9.78	\$13.43	\$22.06	\$32,388
43-4171	Receptionists & Information Clerks	277	\$14.64	\$11.41	\$14.23	\$17.43	\$30,465
39-9032	Recreation Workers	83	\$11.55	\$9.54	\$10.51	\$11.88	\$24,013
29-1141	Registered Nurses	679	\$37.02	\$29.83	\$36.47	\$44.27	\$77,001
21-1015	Rehabilitation Counselors	74	\$18.74	\$12.22	\$17.50	\$25.53	\$38,987
41-2031	Retail Salespersons	1,235	\$13.86	\$10.70	\$12.23	\$14.75	\$28,826
47-2181	Roofers	133	\$20.89	\$12.81	\$14.74	\$23.30	\$43,444
11-2022	Sales Managers	97	\$43.71	\$29.47	\$43.83	\$59.49	\$90,933
41-3099	Sales Reps, Services, All Other	65	\$24.51	\$15.48	\$22.78	\$29.01	\$50,977
41-4012	Sales Reps/Wholesale/Mfg, Except Tech/Science Products	412	\$28.40	\$13.42	\$24.52	\$39.28	\$59,055
41-4011	Sales Reps/Wholesale/Mfg, Tech/Scientific Products		\$40.09	\$24.54	\$30.27	\$57.77	\$83,375
41-1012	Sales Worker Supervisors, Non-Retail	35	\$39.65	\$21.27	\$31.76	\$51.86	\$82,464
41-1011	Sales Worker Supervisors, Retail	361	\$20.24	\$15.06	\$19.59	\$23.82	\$42,112
51-7041	Sawing Machine Setters/Operators & Tenders, Wood	129	\$18.97	\$14.33	\$18.28	\$22.83	\$39,471
25-2031	Secondary School Teachers, Except Spec/Voc/Tech Education	169					\$62,744
43-6014	Secretaries & Admin Assts, Except Legal/Medical & Exec	517	\$16.48	\$13.37	\$16.31	\$19.31	\$34,280
33-9032	Security Guards	100	\$14.00	\$9.55	\$11.96	\$18.10	\$29,112
25-3021	Self-Enrichment Education Teachers	58	\$17.53	\$15.78	\$17.28	\$18.67	\$36,452
51-6031	Sewing Machine Operators		\$13.07	\$12.30	\$13.27	\$14.25	\$27,186
47-2211	Sheet Metal Workers	110	\$30.73	\$16.64	\$38.02	\$42.51	\$63,904
43-5071	Shipping, Receiving & Traffic Clerks	292	\$22.30	\$14.36	\$24.34	\$28.82	\$46,367
11-9151	Social & Community Service Managers	25	\$33.07	\$25.29	\$32.86	\$37.97	\$68,778
21-1093	Social & Human Service Assistants		\$13.45	\$11.12	\$12.96	\$14.91	\$27,955
15-1132	Software Developers, Applications	33	\$46.16	\$30.24	\$43.23	\$58.81	\$96,013
25-2052	Special Ed Teachers, Kindergarten & Elementary School	45					\$55,383
25-2051	Special Education Teachers, Preschool	13					\$57,533
25-2054	Special Education Teachers, Secondary School	27					\$59,419
29-1127	Speech-Language Pathologists	20	\$36.57	\$23.52	\$33.91	\$40.26	\$76,068
51-8021	Stationary Engineers & Boiler Operators	132	\$36.18	\$29.98	\$38.84	\$43.14	\$75,268
43-5081	Stock Clerks & Order Fillers	437	\$13.90	\$10.72	\$11.87	\$15.15	\$28,922
51-2041	Structural Metal Fabricators & Fitters		\$21.59	\$17.72	\$21.04	\$24.13	\$44,896
21-1011	Substance Abuse & Behavioral Disorder Counselors		\$15.40	\$10.89	\$12.98	\$16.88	\$32,031
25-3098	Substitute Teachers	182	\$20.42	\$19.19	\$20.86	\$22.60	\$42,465
43-2011	Switchboard Operators, Including Answering Service	12	\$14.10	\$9.74	\$12.38	\$19.87	\$29,328

SOC code	Longview, WA MSA Occupational title	Estimated employment	Average wage	Percentiles			Annual wage
				25th	50th	75th	
47-2082	Tapers		\$19.45	\$15.37	\$18.20	\$24.15	\$40,454
53-3041	Taxi Drivers & Chauffeurs	15	\$14.94	\$10.32	\$11.97	\$18.66	\$31,070
25-9041	Teacher Assistants	564					\$28,858
51-2092	Team Assemblers	181	\$14.23	\$12.17	\$13.83	\$16.21	\$29,598
49-2022	Telecom Equip Installers/Repairers, Except Line	66	\$27.89	\$20.91	\$30.74	\$34.91	\$57,996
43-3071	Tellers	223	\$15.54	\$13.53	\$15.85	\$17.72	\$32,312
49-3093	Tire Repairers & Changers	89	\$13.61	\$10.88	\$12.69	\$15.33	\$28,293
13-1151	Training & Development Specialists	27	\$38.72	\$27.19	\$30.27	\$45.95	\$80,540
11-3071	Transportation, Storage & Distribution Managers	23	\$33.05	\$18.42	\$23.47	\$43.60	\$68,737
53-1031	Transportation/Material Moving Vehicle Operator Supervisors	103	\$37.40	\$26.22	\$37.93	\$46.81	\$77,796
53-3032	Truck Drivers, Heavy & Tractor-Trailer	701	\$20.20	\$16.23	\$19.32	\$23.25	\$42,030
53-3033	Truck Drivers, Light or Delivery Services	186	\$20.00	\$13.23	\$16.96	\$24.47	\$41,582
19-3051	Urban & Regional Planners	21	\$33.00	\$28.03	\$32.34	\$36.77	\$68,656
29-1131	Veterinarians	18	\$39.75	\$33.83	\$37.83	\$47.50	\$82,679
31-9096	Veterinary Assistants & Laboratory Animal Caretakers	23	\$12.54	\$10.68	\$12.18	\$14.12	\$26,088
29-2056	Veterinary Technologists & Technicians	11	\$17.16	\$15.76	\$17.15	\$18.54	\$35,682
35-3031	Waiters & Waitresses	329	\$12.35	\$9.58	\$9.77	\$14.01	\$25,700
51-8031	Water & Wastewater Treatment Plant & System Operators	15	\$27.77	\$22.74	\$26.20	\$31.16	\$57,741
43-5111	Weighers/Measurers/Checkers & Samplers, Recordkeeping	16	\$18.83	\$16.36	\$20.09	\$21.97	\$39,172
51-4121	Welders, Cutters, Solderers & Brazers	75	\$20.81	\$16.52	\$19.61	\$23.23	\$43,288
13-1022	Wholesale & Retail Buyers, Except Farm Products	17	\$25.65	\$18.23	\$23.75	\$28.64	\$53,365
51-7042	Woodworking Machine Setters/Oprs & Tenders, Except Sawing		\$18.76	\$13.91	\$18.11	\$22.74	\$39,023

Longview, WA MSA



# Mount Vernon-Anacortes, WA MSA

## 2015 Occupational Employment and Wage Estimates Includes Skagit County



SOC code	Mount Vernon-Anacortes, WA MSA Occupational title	Estimated employment	Average wage	Percentiles			Annual wage
				25th	50th	75th	
13-2011	Accountants & Auditors	243	\$32.61	\$26.02	\$30.62	\$37.60	\$67,814
11-3011	Administrative Services Managers	91	\$44.06	\$34.18	\$39.87	\$50.65	\$91,632
25-3011	Adult Literacy, Remedial Ed, GED Teachers/Instructors	260	\$27.16	\$22.28	\$27.59	\$32.72	\$56,508
41-3011	Advertising Sales Agents		\$22.62	\$15.88	\$18.62	\$32.50	\$47,047
39-3091	Amusement & Recreation Attendants	63	\$10.61	\$9.55	\$9.61	\$11.12	\$22,052
13-2021	Appraisers & Assessors of Real Estate	54	\$32.80	\$18.63	\$32.79	\$41.79	\$68,220
17-1011	Architects, Except Landscape & Naval	22	\$35.68	\$28.46	\$34.31	\$41.49	\$74,223
11-9041	Architectural & Engineering Managers	43	\$56.30	\$47.36	\$57.68	\$68.21	\$117,083
51-2099	Artists & Related Workers, All Other		\$16.57	\$11.87	\$14.94	\$20.99	\$34,474
53-6031	Automotive & Watercraft Service Attendants	51	\$12.27	\$10.42	\$11.43	\$13.47	\$25,529
49-3021	Automotive Body & Related Repairers	69	\$24.70	\$17.17	\$21.40	\$27.00	\$51,384
49-3023	Automotive Service Technicians & Mechanics	244	\$22.05	\$15.66	\$21.62	\$27.72	\$45,847
51-3011	Bakers	89	\$12.64	\$9.70	\$11.59	\$14.20	\$26,290
35-3011	Bartenders	257	\$13.41	\$9.55	\$10.37	\$14.83	\$27,886
43-3011	Bill & Account Collectors	62	\$19.75	\$16.06	\$18.52	\$22.28	\$41,070
43-3021	Billing & Posting Clerks & Machine Operators	255	\$21.50	\$16.96	\$19.67	\$25.36	\$44,723
19-4021	Biological Technicians		\$18.04	\$16.31	\$17.88	\$19.93	\$37,507
43-3031	Bookkeeping, Accounting & Auditing Clerks	763	\$20.81	\$17.29	\$20.73	\$24.25	\$43,302
49-3031	Bus & Truck Mechanics & Diesel Engine Specialists	154	\$24.14	\$18.66	\$25.01	\$29.06	\$50,208
53-3022	Bus Drivers, School or Special Client	194	\$19.45	\$17.51	\$19.76	\$21.76	\$40,444
13-1199	Business Operations Specialists, All Other	191	\$31.72	\$22.72	\$28.05	\$36.24	\$65,979
51-3021	Butchers & Meat Cutters	129	\$14.61	\$9.69	\$11.89	\$20.06	\$30,382
51-7011	Cabinetmakers & Bench Carpenters	50	\$18.30	\$15.96	\$17.38	\$18.81	\$38,057
53-5021	Captains, Mates & Pilots of Water Vessels	24	\$37.77	\$30.21	\$37.05	\$43.77	\$78,569
25-2032	Career/Technical Education Teachers, Secondary School	45					\$66,608
47-2031	Carpenters	456	\$26.04	\$19.26	\$24.46	\$31.91	\$54,175
41-2011	Cashiers	1,508	\$12.99	\$10.26	\$11.48	\$13.80	\$27,013
47-2051	Cement Masons & Concrete Finishers	30	\$19.10	\$16.16	\$17.62	\$19.24	\$39,735
35-1011	Chefs & Head Cooks	48	\$21.09	\$19.69	\$21.35	\$23.00	\$43,868
11-1011	Chief Executives	82	\$67.51	\$50.09	\$59.30	\$72.96	\$140,414
21-1021	Child, Family & School Social Workers	142	\$23.55	\$20.43	\$25.11	\$26.84	\$48,995
39-9011	Childcare Workers	165	\$11.05	\$9.72	\$10.74	\$11.82	\$22,971
29-1011	Chiropractors	33	\$17.91	\$15.06	\$18.01	\$20.86	\$37,243
17-3022	Civil Engineering Technicians	45	\$31.20	\$27.49	\$29.61	\$35.90	\$64,884
17-2051	Civil Engineers	65	\$35.18	\$31.12	\$33.31	\$36.48	\$73,188
53-7061	Cleaners of Vehicles & Equipment	89	\$12.31	\$10.38	\$11.49	\$13.88	\$25,620
19-3031	Clinical, Counseling & School Psychologists	21	\$32.20	\$30.70	\$32.94	\$35.19	\$66,973
27-2022	Coaches & Scouts	190					\$33,856
35-3021	Combined Food Prep & Serving Workers, Inc Fast Food	811	\$11.51	\$9.69	\$10.72	\$11.88	\$23,932
11-3111	Compensation & Benefits Managers	11	\$29.81	\$25.50	\$27.43	\$29.36	\$62,014
13-1141	Compensation, Benefits & Job Analysis Specialists	21	\$25.81	\$21.09	\$26.00	\$30.11	\$53,669
13-1041	Compliance Officers (Except Agric/Const/Safety/Trans)	81	\$32.45	\$25.82	\$31.30	\$39.77	\$67,480
11-3021	Computer & Information Systems Managers	40	\$42.98	\$32.22	\$37.09	\$54.63	\$89,412
15-1152	Computer Network Support Specialists	38	\$34.81	\$29.99	\$35.25	\$40.62	\$72,408
15-1199	Computer Occupations, All Other	24	\$22.76	\$16.71	\$18.88	\$22.99	\$47,352
15-1131	Computer Programmers		\$45.43	\$35.83	\$44.70	\$54.69	\$94,482
15-1121	Computer Systems Analysts	42	\$42.73	\$39.44	\$43.35	\$47.25	\$88,874
15-1151	Computer User Support Specialists	103	\$23.24	\$18.44	\$24.17	\$27.52	\$48,336
19-1031	Conservation Scientists	75	\$24.83	\$20.44	\$23.72	\$25.54	\$51,641
47-4011	Construction & Building Inspectors	36	\$32.37	\$30.28	\$33.44	\$35.16	\$67,329
47-2061	Construction Laborers	279	\$20.96	\$15.91	\$18.32	\$26.15	\$43,585
11-9021	Construction Managers	150	\$44.41	\$34.28	\$42.06	\$53.23	\$92,373
47-1011	Construction Supervisors of Trades & Extraction Workers	280	\$43.89	\$34.60	\$44.10	\$53.08	\$91,285
35-2011	Cooks, Fast Food		\$10.70	\$10.15	\$10.74	\$11.32	\$22,256
35-2012	Cooks, Institution & Cafeteria	205	\$15.12	\$13.01	\$15.12	\$17.25	\$31,463

SOC code	Mount Vernon-Anacortes, WA MSA Occupational title	Estimated employment	Average wage	Percentiles			Annual wage
				25th	50th	75th	
35-2014	Cooks, Restaurant	419	\$12.29	\$10.69	\$12.07	\$13.76	\$25,577
35-2015	Cooks, Short Order	116	\$12.42	\$10.68	\$11.79	\$13.98	\$25,832
13-1051	Cost Estimators	60	\$31.65	\$21.55	\$30.45	\$40.14	\$65,837
41-2021	Counter & Rental Clerks	271	\$15.26	\$11.21	\$13.76	\$17.63	\$31,739
35-3022	Counter Attendants, Cafeteria/Concession & Coffee Shop	663	\$10.71	\$9.53	\$9.68	\$11.28	\$22,266
43-4031	Court, Municipal & License Clerks	61	\$23.12	\$20.01	\$22.68	\$26.69	\$48,082
13-2041	Credit Analysts	11	\$32.55	\$21.05	\$27.85	\$39.94	\$67,693
33-9091	Crossing Guards	16	\$18.10	\$13.20	\$16.68	\$24.46	\$37,635
43-4051	Customer Service Representatives	418	\$16.04	\$12.24	\$15.42	\$18.73	\$33,367
51-4031	Cut/Punch/Press Mach Setters/Oprs/Tenders, Metal/Plastic	26	\$18.52	\$15.69	\$17.82	\$21.54	\$38,525
43-9021	Data Entry Keyers	11	\$14.51	\$10.89	\$15.91	\$17.58	\$30,181
15-1141	Database Administrators	10	\$43.03	\$33.32	\$40.59	\$53.13	\$89,503
31-9091	Dental Assistants	141	\$20.16	\$18.10	\$20.46	\$22.36	\$41,937
29-2021	Dental Hygienists	148	\$48.02	\$43.35	\$48.49	\$54.21	\$99,886
29-1021	Dentists, General	19					
29-2032	Diagnostic Medical Sonographers	24	\$39.80	\$34.19	\$39.37	\$45.42	\$82,780
29-1031	Dietitians & Nutritionists	16	\$26.84	\$19.55	\$26.89	\$32.91	\$55,829
35-9011	Dining Room & Cafeteria Attendants & Bartender Helpers	131	\$13.24	\$9.79	\$11.31	\$13.73	\$27,549
35-9021	Dishwashers	256	\$10.32	\$9.56	\$10.05	\$11.08	\$21,469
43-5032	Dispatchers (Except Police, Fire & Ambulance)	53	\$20.80	\$15.80	\$21.60	\$25.85	\$43,262
53-3031	Driver/Sales Workers	138	\$18.74	\$11.30	\$17.07	\$22.69	\$38,969
47-2081	Drywall & Ceiling Tile Installers		\$22.52	\$20.46	\$23.27	\$26.20	\$46,828
11-9031	Educ Administrators, Preschool/Childcare Center/Program	19	\$24.98	\$19.47	\$25.53	\$29.19	\$51,976
11-9032	Education Administrators, Elementary & Secondary School	82					\$100,079
25-9099	Education, Training & Library Workers, All Other	23	\$24.44	\$20.05	\$23.73	\$27.62	\$50,820
21-1012	Educational, Guidance, Vocational & School Counselors	68	\$29.02	\$25.29	\$29.61	\$34.11	\$60,372
49-2094	Electrical/Electronics Repairers, Comm & Industrial Equip	40	\$30.79	\$26.95	\$32.69	\$35.38	\$64,030
47-2111	Electricians	279	\$30.29	\$24.70	\$30.66	\$37.40	\$63,012
25-2021	Elementary School Teachers, Except Special Education	545					\$61,872
43-4061	Eligibility Interviewers, Government Programs	41	\$17.12	\$14.36	\$15.61	\$18.45	\$35,600
29-2041	Emergency Medical Technicians & Paramedics	119	\$24.12	\$14.50	\$21.26	\$32.27	\$50,181
17-3029	Engineering Technicians, Except Drafters, All Other		\$40.79	\$33.82	\$40.43	\$46.88	\$84,849
17-2081	Environmental Engineers	11	\$54.46	\$49.83	\$54.20	\$58.52	\$113,270
19-2041	Environmental Scientists & Specialists (Inc Health)	29	\$25.68	\$21.44	\$23.91	\$29.52	\$53,416
43-6011	Executive Secretaries & Administrative Assistants	146	\$25.43	\$20.34	\$25.89	\$30.28	\$52,882
29-1062	Family & General Practitioners	44					\$190,555
45-2092	Farm Workers & Laborers/Crop/Nursery & Greenhouse	47	\$12.75	\$9.46	\$11.37	\$16.08	\$26,520
45-2093	Farm Workers, Farm/Ranch/Aquacultural Animals	27	\$14.55	\$12.86	\$13.85	\$14.84	\$30,270
45-1011	Farming, Fishing & Forestry Worker Supervisors	27	\$26.49	\$15.48	\$24.87	\$40.96	\$55,097
51-2091	Fiberglass Laminators & Fabricators		\$16.13	\$13.67	\$15.14	\$17.89	\$33,568
43-4071	File Clerks	28	\$15.46	\$10.68	\$11.97	\$15.32	\$32,149
13-2051	Financial Analysts	14	\$40.09	\$29.32	\$36.86	\$47.61	\$83,399
11-3031	Financial Managers	140	\$49.04	\$33.40	\$42.30	\$51.59	\$101,985
13-2099	Financial Specialists, All Other	15	\$22.26	\$19.99	\$21.55	\$23.10	\$46,288
33-2011	Fire Fighters	121	\$27.46	\$11.68	\$27.34	\$42.11	\$57,111
33-1021	Fire Fighting & Prevention Worker Supervisors	52	\$27.30	\$10.75	\$28.70	\$36.05	\$56,784
39-9031	Fitness Trainers & Aerobics Instructors	92	\$13.35	\$9.89	\$11.30	\$14.92	\$27,753
27-1023	Floral Designers	22	\$12.80	\$10.39	\$11.55	\$14.83	\$26,627
51-3092	Food Batchmakers		\$15.94	\$12.70	\$15.85	\$18.84	\$33,161
35-1012	Food Preparation & Serving Worker Supervisors	226	\$16.01	\$11.97	\$14.86	\$18.78	\$33,302
35-2021	Food Preparation Workers	439	\$12.70	\$10.38	\$11.50	\$14.27	\$26,415
35-3041	Food Servers, Nonrestaurant		\$10.55	\$9.61	\$10.00	\$11.24	\$21,929
11-9051	Food Service Managers	66	\$22.69	\$19.81	\$22.23	\$26.12	\$47,200
19-4093	Forest & Conservation Technicians	60	\$19.16	\$14.71	\$17.00	\$22.41	\$39,869
45-4011	Forest & Conservation Workers	86	\$11.51	\$9.46	\$9.54	\$9.59	\$23,936
13-1131	Fundraisers	32	\$24.11	\$19.59	\$24.46	\$28.39	\$50,151
11-1021	General & Operations Managers	496	\$52.11	\$34.07	\$43.68	\$60.56	\$108,393
45-2041	Graders & Sorters, Agricultural Products	42	\$12.08	\$9.55	\$9.85	\$13.95	\$25,132
27-1024	Graphic Designers	33	\$18.44	\$13.32	\$14.83	\$22.29	\$38,369
39-5012	Hairdressers, Hairstylists & Cosmetologists	141	\$15.69	\$12.20	\$15.00	\$17.69	\$32,628
17-2111	Health & Safety Engineers, Except Mining	15	\$55.69	\$44.57	\$50.31	\$57.18	\$115,836
29-9099	Healthcare Practitioners & Technical Workers, All Other	23	\$26.15	\$9.77	\$21.81	\$29.95	\$54,399

SOC code	Mount Vernon-Anacortes, WA MSA Occupational title	Estimated employment	Average wage	Percentiles			Annual wage
				25th	50th	75th	
31-9099	Healthcare Support Workers, All Other	76	\$14.22	\$11.06	\$13.09	\$17.24	\$29,583
49-9021	Heating/Air Cond/Refrigeration Mechanics & Installers	29	\$27.76	\$24.83	\$26.58	\$28.98	\$57,732
53-1021	Helper/Laborer & Material Mover(hand) Supervisors	35	\$26.46	\$20.44	\$25.84	\$32.84	\$55,033
47-4051	Highway Maintenance Workers	56	\$24.13	\$20.94	\$24.04	\$26.80	\$50,182
31-1011	Home Health Aides	108	\$11.74	\$10.55	\$11.55	\$13.01	\$24,422
35-9031	Hosts & Hostesses, Restaurant, Lounge & Coffee Shop	67	\$11.28	\$10.25	\$11.01	\$11.75	\$23,451
43-4081	Hotel, Motel & Resort Desk Clerks	137	\$12.05	\$10.58	\$11.60	\$13.39	\$25,046
37-1011	Housekeeping & Janitorial Worker Supervisors	51	\$21.72	\$13.87	\$17.57	\$27.71	\$45,196
13-1071	Human Resource Specialists	119	\$28.24	\$22.69	\$27.16	\$32.88	\$58,739
43-4161	Human Resources Assistants, Except Payroll & Timekeeping	37	\$22.18	\$17.20	\$21.37	\$27.10	\$46,133
11-3121	Human Resources Managers	33	\$54.48	\$37.50	\$46.10	\$59.01	\$113,311
17-3026	Industrial Engineering Technicians	10	\$21.23	\$17.90	\$20.95	\$24.10	\$44,168
17-2112	Industrial Engineers	47	\$37.80	\$28.93	\$34.62	\$41.93	\$78,613
49-9041	Industrial Machinery Mechanics	64	\$29.85	\$20.26	\$25.35	\$40.27	\$62,093
11-3051	Industrial Production Managers	34	\$46.61	\$28.40	\$35.40	\$51.54	\$96,946
53-7051	Industrial Truck & Tractor Operators	116	\$16.88	\$11.15	\$15.87	\$20.64	\$35,096
43-4199	Information & Record Clerks, All Other	29	\$18.44	\$15.17	\$17.40	\$21.73	\$38,350
51-9061	Inspectors, Testers, Sorters, Samplers & Weighers	143	\$25.27	\$11.92	\$27.00	\$35.50	\$52,561
49-9098	Installation, Maintenance & Repair Helpers	25	\$16.32	\$13.18	\$15.57	\$18.04	\$33,952
49-9099	Installation, Maintenance & Repair Workers, All Other	64	\$24.31	\$19.20	\$23.36	\$29.13	\$50,553
25-9031	Instructional Coordinators	38	\$29.07	\$18.72	\$26.02	\$40.75	\$60,463
41-3021	Insurance Sales Agents	155	\$27.85	\$16.94	\$19.10	\$26.12	\$57,924
29-1063	Internists, General	13	\$81.17	\$68.42	\$76.47	\$88.49	\$168,826
27-3091	Interpreters & Translators	34	\$21.43	\$17.20	\$22.19	\$25.93	\$44,564
43-4111	Interviewers, Except Eligibility & Loan	52	\$17.65	\$15.89	\$17.56	\$19.22	\$36,716
37-2011	Janitors & Cleaners, Except Maids & Housekeeping	701	\$14.77	\$11.53	\$14.41	\$17.45	\$30,717
25-2012	Kindergarten Teachers, Except Special Education	73					\$57,249
53-7062	Laborers & Freight, Stock & Material Movers, Hand	482	\$15.24	\$11.72	\$14.13	\$17.51	\$31,700
37-3011	Landscaping & Groundskeeping Workers	321	\$14.76	\$11.26	\$13.38	\$16.99	\$30,696
37-1012	Landscaping/Lawn & Groundskeeping Worker Supervisors		\$28.34	\$22.41	\$26.98	\$33.99	\$58,940
51-4034	Lathe Tool Setters/Operators/Tenders, Metal/Plastic	27	\$22.70	\$19.82	\$22.52	\$26.11	\$47,207
51-6011	Laundry & Dry-Cleaning Workers		\$10.17	\$9.50	\$9.50	\$10.78	\$21,161
23-1011	Lawyers	50	\$46.12	\$39.96	\$48.49	\$54.66	\$95,921
43-6012	Legal Secretaries	41	\$16.08	\$13.53	\$15.52	\$17.68	\$33,458
11-1031	Legislators	31					\$96,236
25-4021	Librarians		\$24.50	\$21.10	\$22.78	\$26.07	\$50,952
43-4121	Library Assistants, Clerical		\$15.50	\$12.98	\$14.46	\$17.73	\$32,231
25-4031	Library Technicians		\$20.75	\$17.94	\$21.14	\$23.56	\$43,144
43-4131	Loan Interviewers & Clerks	72	\$21.92	\$16.61	\$18.59	\$24.23	\$45,596
13-2072	Loan Officers	141	\$36.93	\$25.33	\$29.28	\$49.78	\$76,808
11-9081	Lodging Managers	15	\$18.22	\$13.79	\$17.00	\$22.49	\$37,902
45-4022	Logging Equipment Operators	56	\$22.06	\$19.60	\$21.85	\$24.64	\$45,886
53-7063	Machine Feeders & Offbearers	121	\$15.55	\$12.37	\$15.84	\$18.19	\$32,330
51-4041	Machinists	295	\$23.50	\$18.75	\$21.94	\$27.47	\$48,886
37-2012	Maids & Housekeeping Cleaners	329	\$11.61	\$10.16	\$11.15	\$12.41	\$24,136
49-9071	Maintenance & Repair Workers, General	548	\$19.60	\$15.25	\$18.33	\$23.82	\$40,777
49-9043	Maintenance Workers, Machinery	54					
13-1111	Management Analysts	38	\$43.22	\$30.65	\$39.24	\$61.81	\$89,898
11-9199	Managers, All Other	47	\$41.61	\$36.16	\$42.92	\$48.01	\$86,563
13-1161	Market Research Analysts & Marketing Specialists	38	\$27.26	\$21.09	\$26.80	\$34.74	\$56,701
11-2021	Marketing Managers	16	\$54.92	\$41.11	\$48.08	\$66.30	\$114,224
51-3022	Meat, Poultry & Fish Cutters & Trimmers		\$13.37	\$10.85	\$12.45	\$15.46	\$27,807
17-2141	Mechanical Engineers	66	\$40.88	\$31.41	\$38.95	\$46.89	\$85,042
49-1011	Mechanics, Installers & Repairers Supervisors	197	\$33.09	\$23.86	\$31.94	\$38.45	\$68,827
11-9111	Medical & Health Services Managers	101	\$50.82	\$35.64	\$45.11	\$57.92	\$105,706
31-9092	Medical Assistants	194	\$17.28	\$15.59	\$17.15	\$18.69	\$35,928
31-9093	Medical Equipment Preparers		\$12.95	\$10.59	\$11.55	\$14.28	\$26,926
29-2071	Medical Records & Health Information Technicians	89	\$18.36	\$13.20	\$17.33	\$21.82	\$38,206
43-6013	Medical Secretaries	159	\$17.31	\$15.76	\$17.46	\$19.17	\$36,016
31-9094	Medical Transcriptionists	20	\$16.21	\$11.30	\$15.40	\$18.61	\$33,711
21-1014	Mental Health Counselors	49	\$23.96	\$17.61	\$20.80	\$28.77	\$49,847
43-5041	Meter Readers, Utilities	13	\$26.51	\$19.91	\$23.81	\$34.95	\$55,145

SOC code	Mount Vernon-Anacortes, WA MSA Occupational title	Estimated employment	Average wage	Percentiles			Annual wage
				25th	50th	75th	
25-2022	Middle School Teachers (Except Special Ed & Vocational)	111					\$65,584
49-9044	Millwrights	55	\$24.56	\$21.70	\$25.00	\$27.92	\$51,100
49-3042	Mobile Heavy Equipment Mechanics, Except Engines	80	\$25.43	\$19.96	\$26.02	\$30.37	\$52,895
51-9195	Molders, Shapers & Casters, Except Metal & Plastic	30	\$17.00	\$15.92	\$17.11	\$18.30	\$35,359
53-3099	Motor Vehicle Operators, All Other	21	\$15.44	\$13.06	\$14.87	\$17.41	\$32,127
49-3051	Motorboat Mechanics & Service Technicians		\$18.65	\$16.14	\$17.79	\$20.01	\$38,789
11-9121	Natural Sciences Managers	18	\$45.21	\$39.86	\$44.63	\$53.28	\$94,046
15-1142	Network & Computer Systems Administrators	83	\$36.42	\$29.89	\$36.14	\$42.56	\$75,754
43-4141	New Accounts Clerks	20	\$16.13	\$13.65	\$15.26	\$18.29	\$33,550
39-2021	Nonfarm Animal Caretakers	69	\$12.34	\$10.33	\$11.35	\$13.59	\$25,679
29-1171	Nurse Practitioners	49	\$42.05	\$38.48	\$42.99	\$47.16	\$87,465
29-2061	Nurses, Practical & Vocational (Licensed)	147	\$22.02	\$19.48	\$21.51	\$23.55	\$45,811
31-1014	Nursing Assistants	476	\$14.24	\$11.77	\$13.92	\$16.59	\$29,623
29-9011	Occupational Health & Safety Specialists	32	\$34.14	\$28.89	\$31.87	\$37.21	\$71,008
29-1122	Occupational Therapists	28	\$37.21	\$33.27	\$37.22	\$42.54	\$77,406
43-1011	Office & Administrative Support Worker Supervisors	420	\$25.85	\$19.72	\$23.66	\$31.12	\$53,775
43-9199	Office & Administrative Support Workers, All Other	154					
43-9061	Office Clerks, General	724	\$15.47	\$12.45	\$14.62	\$17.77	\$32,170
47-2073	Operating Engineers & Construction Equipment Operators	155	\$24.99	\$21.89	\$24.73	\$28.10	\$51,976
29-2081	Opticians, Dispensing	28	\$20.33	\$14.51	\$21.33	\$24.81	\$42,282
43-4151	Order Clerks	85	\$17.00	\$14.44	\$16.64	\$18.96	\$35,346
51-9111	Packaging & Filling Machine Operators & Tenders	360	\$11.22	\$9.91	\$10.78	\$11.63	\$23,318
53-7064	Packers & Packagers, Hand	183	\$13.17	\$10.16	\$11.40	\$14.31	\$27,379
47-2141	Painters, Construction & Maintenance	62	\$18.81	\$16.01	\$18.20	\$21.75	\$39,127
51-9122	Painters, Transportation Equipment	112	\$19.36	\$15.40	\$17.68	\$21.92	\$40,265
51-9123	Painting, Coating & Decorating Workers	18	\$14.70	\$11.65	\$14.43	\$17.29	\$30,565
23-2011	Paralegals & Legal Assistants	68	\$20.58	\$17.54	\$19.88	\$23.36	\$42,810
41-2022	Parts Salespersons	259	\$16.06	\$10.89	\$13.61	\$20.59	\$33,415
43-3051	Payroll & Timekeeping Clerks	62	\$22.52	\$18.79	\$22.23	\$26.38	\$46,844
39-9021	Personal Care Aides	196	\$10.94	\$10.22	\$10.87	\$11.52	\$22,767
39-1021	Personal Service Worker Supervisors	90	\$22.24	\$16.47	\$20.12	\$27.92	\$46,249
37-3012	Pesticide Handlers, Sprayers & Applicators, Vegetation		\$15.97	\$13.71	\$15.85	\$18.04	\$33,220
29-1051	Pharmacists	76	\$56.19	\$51.99	\$57.11	\$62.81	\$116,890
29-2052	Pharmacy Technicians	95	\$18.97	\$16.31	\$19.74	\$22.07	\$39,454
31-2022	Physical Therapist Aides	20	\$14.90	\$13.29	\$14.53	\$16.61	\$30,982
31-2021	Physical Therapist Assistants	34	\$23.36	\$20.92	\$23.27	\$26.30	\$48,589
29-1123	Physical Therapists	81	\$38.42	\$33.84	\$38.01	\$43.61	\$79,911
29-1071	Physician Assistants	26	\$44.12	\$35.48	\$39.81	\$49.14	\$91,774
29-1069	Physicians & Surgeons, All Other	17					\$256,281
47-2151	Pipelayers	26	\$29.96	\$26.03	\$31.85	\$35.62	\$62,302
47-2152	Plumbers, Pipefitters, & Steamfitters	169	\$30.23	\$22.93	\$28.25	\$35.61	\$62,880
33-1012	Police & Detective Supervisors	27	\$45.83	\$40.87	\$44.89	\$50.98	\$95,328
33-3051	Police & Sheriff's Patrol Officers	145	\$33.77	\$31.38	\$34.44	\$37.58	\$70,242
43-5051	Postal Service Clerks	30	\$23.47	\$15.50	\$27.12	\$27.13	\$48,833
43-5052	Postal Service Mail Carriers	111	\$25.25	\$20.24	\$27.17	\$27.92	\$52,517
25-2011	Preschool Teachers, Except Special Education	109	\$13.92	\$10.13	\$11.62	\$15.57	\$28,949
51-5112	Printing Press Operators	29	\$14.65	\$11.28	\$14.64	\$17.64	\$30,453
21-1092	Probation Officers & Correctional Treatment Specialists	18	\$24.76	\$20.44	\$25.54	\$26.91	\$51,499
43-3061	Procurement Clerks	19	\$23.08	\$20.22	\$23.59	\$26.40	\$47,991
51-1011	Production & Operating Worker Supervisors	324	\$35.61	\$22.12	\$29.68	\$45.26	\$74,067
51-9198	Production Worker Helpers	98	\$13.66	\$11.57	\$13.27	\$15.01	\$28,397
43-5061	Production, Planning & Expediting Clerks	46	\$27.76	\$20.24	\$24.87	\$30.52	\$57,733
11-9141	Property, Real Estate & Community Association Managers	16	\$34.81	\$30.05	\$33.63	\$37.26	\$72,397
33-1099	Protective Service Worker Supervisors, All Other	23	\$21.92	\$14.82	\$21.56	\$24.21	\$45,585
33-9099	Protective Service Workers, All Other	75	\$17.08	\$14.31	\$16.58	\$18.68	\$35,519
11-2031	Public Relations & Fundraising Managers	13	\$39.81	\$38.67	\$41.94	\$45.07	\$82,811
27-3031	Public Relations Specialists	62	\$30.02	\$22.69	\$30.46	\$35.65	\$62,450
13-1023	Purchasing Agents, Except Wholesale/Retail/Farm Products	70	\$27.67	\$22.19	\$27.43	\$33.37	\$57,563
11-3061	Purchasing Managers		\$44.54	\$38.35	\$42.99	\$47.68	\$92,656
29-2034	Radiologic Technologists	74	\$33.64	\$26.32	\$32.96	\$38.25	\$69,984
41-9022	Real Estate Sales Agents		\$11.74	\$10.67	\$11.55	\$12.45	\$24,414
43-4171	Receptionists & Information Clerks	441	\$14.69	\$12.49	\$14.43	\$17.00	\$30,566

SOC code	Mount Vernon-Anacortes, WA MSA Occupational title	Estimated employment	Average wage	Percentiles			Annual wage
				25th	50th	75th	
39-9032	Recreation Workers	134	\$13.13	\$9.75	\$11.41	\$14.52	\$27,314
49-3092	Recreational Vehicle Service Technicians		\$20.37	\$16.78	\$20.33	\$23.60	\$42,369
53-7081	Refuse & Recyclable Material Collectors	69	\$25.08	\$22.78	\$26.05	\$28.41	\$52,166
29-1141	Registered Nurses	781	\$36.53	\$28.34	\$34.71	\$44.50	\$75,977
21-1015	Rehabilitation Counselors	208	\$20.10	\$13.92	\$17.29	\$24.23	\$41,806
41-2031	Retail Salespersons	2,077	\$16.69	\$11.30	\$13.66	\$18.10	\$34,725
49-9096	Riggers		\$20.00	\$19.50	\$20.93	\$22.36	\$41,598
47-2181	Roofers	60	\$20.72	\$15.30	\$19.08	\$25.02	\$43,099
53-5011	Sailors & Marine Oilers		\$20.00	\$13.69	\$20.59	\$26.35	\$41,603
11-2022	Sales Managers	77	\$59.29	\$45.98	\$56.59	\$69.08	\$123,309
41-3099	Sales Reps, Services, All Other	106	\$24.07	\$13.76	\$20.01	\$27.45	\$50,054
41-4012	Sales Reps/Wholesale/Mfg, Except Tech/Science Products	391	\$33.24	\$21.09	\$28.94	\$41.32	\$69,135
41-1012	Sales Worker Supervisors, Non-Retail	46	\$29.30	\$21.74	\$24.11	\$33.24	\$60,941
41-1011	Sales Worker Supervisors, Retail	467	\$22.99	\$16.09	\$19.43	\$25.25	\$47,823
51-7041	Sawing Machine Setters/Operators & Tenders, Wood	46	\$17.43	\$14.45	\$17.05	\$19.48	\$36,235
25-2031	Secondary School Teachers, Except Spec/Voc/Tech Education	168					\$64,296
43-6014	Secretaries & Admin Assts, Except Legal/Medical & Exec	647	\$18.31	\$15.35	\$17.78	\$21.22	\$38,086
41-3031	Securities, Commodities & Financial Services Sales Agents	89	\$46.28	\$21.48	\$29.14	\$50.98	\$96,274
33-9032	Security Guards	205	\$14.83	\$11.07	\$13.62	\$18.08	\$30,839
25-3021	Self-Enrichment Education Teachers	81	\$22.81	\$19.35	\$21.99	\$26.44	\$47,454
47-4071	Septic Tank Servicers & Sewer Pipe Cleaners	27	\$21.50	\$19.85	\$21.49	\$23.13	\$44,720
51-6031	Sewing Machine Operators	56	\$15.11	\$13.14	\$15.44	\$17.50	\$31,441
47-2211	Sheet Metal Workers	26	\$22.76	\$15.61	\$23.03	\$28.43	\$47,335
43-5071	Shipping, Receiving & Traffic Clerks	165	\$16.19	\$13.01	\$15.30	\$18.06	\$33,672
11-9151	Social & Community Service Managers	38	\$35.26	\$25.83	\$31.25	\$40.90	\$73,340
21-1093	Social & Human Service Assistants		\$16.86	\$14.21	\$17.31	\$20.07	\$35,083
15-1132	Software Developers, Applications		\$50.93	\$42.40	\$51.27	\$61.95	\$105,950
19-1013	Soil & Plant Scientists	11	\$28.54	\$24.92	\$28.58	\$33.17	\$59,378
25-2052	Special Ed Teachers, Kindergarten & Elementary School	62					\$60,433
25-2053	Special Education Teachers, Middle School	20					\$64,570
25-2051	Special Education Teachers, Preschool	19					\$61,822
25-2054	Special Education Teachers, Secondary School	25					\$58,232
29-1127	Speech-Language Pathologists	31	\$29.98	\$26.41	\$29.72	\$33.97	\$62,369
43-5081	Stock Clerks & Order Fillers	514	\$14.61	\$10.51	\$12.86	\$18.47	\$30,394
51-2041	Structural Metal Fabricators & Fitters	50	\$21.57	\$16.74	\$20.56	\$26.31	\$44,856
21-1011	Substance Abuse & Behavioral Disorder Counselors	58	\$22.89	\$19.07	\$21.88	\$25.35	\$47,596
25-3098	Substitute Teachers	224	\$17.98	\$16.13	\$17.97	\$20.21	\$37,395
29-1067	Surgeons	21					
29-2055	Surgical Technologists	17	\$24.00	\$21.42	\$23.55	\$26.97	\$49,928
17-3031	Surveying & Mapping Technicians	26	\$26.96	\$24.53	\$27.05	\$29.59	\$56,083
43-2011	Switchboard Operators, Including Answering Service	26	\$15.65	\$13.48	\$16.04	\$17.97	\$32,555
13-2082	Tax Preparers	14	\$15.64	\$12.03	\$14.77	\$19.49	\$32,528
53-3041	Taxi Drivers & Chauffeurs	36	\$12.88	\$10.61	\$11.68	\$15.50	\$26,779
25-9041	Teacher Assistants	707					\$32,873
25-3097	Teachers & Instructors, All Other, Exc Substitute Teachers	24					\$61,305
51-2092	Team Assemblers	218	\$17.01	\$14.10	\$16.69	\$18.97	\$35,369
49-2022	Telecom Equip Installers/Repairers, Except Line	43	\$28.65	\$25.29	\$29.83	\$34.13	\$59,578
43-3071	Tellers	185	\$12.59	\$11.28	\$12.71	\$13.95	\$26,203
49-3093	Tire Repairers & Changers		\$14.20	\$11.26	\$13.16	\$15.86	\$29,541
39-7011	Tour Guides & Escorts		\$13.31	\$12.63	\$13.46	\$14.29	\$27,692
13-1151	Training & Development Specialists		\$25.74	\$17.50	\$23.14	\$32.27	\$53,538
11-3071	Transportation, Storage & Distribution Managers	22	\$41.41	\$32.98	\$39.80	\$48.44	\$86,137
53-1031	Transportation/Material Moving Vehicle Operator Supervisors	72	\$27.37	\$18.74	\$25.66	\$30.95	\$56,924
53-3032	Truck Drivers, Heavy & Tractor-Trailer	704	\$21.38	\$19.02	\$21.30	\$23.46	\$44,470
53-3033	Truck Drivers, Light or Delivery Services	344	\$17.67	\$13.02	\$15.89	\$18.52	\$36,753
19-3051	Urban & Regional Planners	24	\$35.09	\$29.61	\$34.34	\$37.96	\$73,006
29-1131	Veterinarians	38	\$42.22	\$35.23	\$42.49	\$48.13	\$87,830
31-9096	Veterinary Assistants & Laboratory Animal Caretakers	43	\$12.67	\$10.78	\$11.91	\$14.34	\$26,353
29-2056	Veterinary Technologists & Technicians	35	\$18.05	\$15.94	\$17.94	\$20.53	\$37,547
25-1194	Vocational Education Teachers, Postsecondary	109	\$34.43	\$24.62	\$30.82	\$40.30	\$71,617
35-3031	Waiters & Waitresses	838	\$13.07	\$9.60	\$9.98	\$11.95	\$27,181
51-8031	Water & Wastewater Treatment Plant & System Operators	102	\$30.09	\$26.19	\$31.24	\$35.40	\$62,586

SOC code	Mount Vernon-Anacortes, WA MSA Occupational title	Estimated employment	Average wage	Percentiles			Annual wage
				25th	50th	75th	
15-1134	Web Developers	45	\$21.73	\$16.91	\$18.74	\$22.84	\$45,182
43-5111	Weighers/Measurers/Checkers & Samplers, Recordkeeping	13	\$14.36	\$11.38	\$13.46	\$16.30	\$29,866
51-4121	Welders, Cutters, Solderers & Brazers	205	\$25.53	\$20.78	\$25.58	\$29.61	\$53,090
13-1022	Wholesale & Retail Buyers, Except Farm Products	29	\$42.61	\$29.24	\$45.18	\$55.43	\$88,611
51-7042	Woodworking Mach Setters/Oprs & Tenders, Except Sawing	23	\$17.11	\$11.92	\$17.02	\$21.23	\$35,593
19-1023	Zoologists & Wildlife Biologists	52	\$26.88	\$23.82	\$27.16	\$29.61	\$55,920

**Olympia, WA MSA**  
**2015 Occupational Employment**  
**and Wage Estimates**  
**Includes Thurston County**



SOC code	Olympia, WA MSA Occupational title	Estimated employment	Average wage	Percentiles			Annual wage
				25th	50th	75th	
13-2011	Accountants & Auditors		\$31.63	\$24.45	\$30.53	\$35.54	\$65,776
11-3011	Administrative Services Managers	117	\$43.86	\$33.60	\$45.07	\$53.38	\$91,227
25-3011	Adult Literacy, Remedial Ed, GED Teachers/Instructors	242	\$27.04	\$22.24	\$28.45	\$33.27	\$56,245
41-3011	Advertising Sales Agents	29	\$17.18	\$12.78	\$15.07	\$18.75	\$35,752
19-4011	Agricultural & Food Science Technicians	21	\$18.60	\$14.66	\$16.48	\$22.48	\$38,683
49-3011	Aircraft Mechanics & Service Technicians	12	\$23.30	\$18.33	\$24.39	\$26.88	\$48,464
39-3091	Amusement & Recreation Attendants	128	\$10.78	\$9.93	\$10.72	\$11.52	\$22,419
19-3091	Anthropologists & Archeologists		\$33.63	\$27.00	\$29.73	\$37.20	\$69,954
17-1011	Architects, Except Landscape & Naval	51	\$39.65	\$39.33	\$40.81	\$40.82	\$82,456
17-3011	Architectural & Civil Drafters	74	\$26.88	\$20.66	\$23.84	\$30.03	\$55,910
25-1121	Art, Drama & Music Teachers Postsecondary						\$40,701
51-2099	Artists & Related Workers, All Other		\$13.38	\$10.53	\$11.64	\$14.35	\$27,838
29-9091	Athletic Trainers						\$44,939
29-1181	Audiologists		\$49.01	\$48.23	\$52.00	\$55.75	\$101,934
53-6031	Automotive & Watercraft Service Attendants	37	\$13.95	\$11.38	\$13.25	\$15.20	\$29,016
49-3023	Automotive Service Technicians & Mechanics	366	\$19.00	\$15.84	\$17.52	\$19.68	\$39,519
51-3011	Bakers	242	\$12.24	\$10.39	\$11.33	\$13.30	\$25,466
35-3011	Bartenders	648	\$12.27	\$9.93	\$11.10	\$13.75	\$25,516
49-3091	Bicycle Repairers	24	\$13.33	\$11.16	\$13.04	\$15.28	\$27,725
43-3011	Bill & Account Collectors	128	\$16.95	\$15.38	\$17.58	\$19.04	\$35,245
43-3021	Billing & Posting Clerks & Machine Operators	186	\$20.02	\$15.70	\$19.26	\$23.93	\$41,648
25-1042	Biological Science Teachers, Postsecondary	27					\$51,205
19-1029	Biological Scientists, All Other	76	\$36.53	\$30.17	\$35.20	\$44.58	\$75,997
19-4021	Biological Technicians	67	\$18.43	\$15.02	\$18.10	\$22.00	\$38,328
43-3031	Bookkeeping, Accounting & Auditing Clerks	1,291	\$18.73	\$15.32	\$18.16	\$21.91	\$38,969
27-4012	Broadcast Technicians	12	\$13.19	\$10.93	\$12.55	\$14.70	\$27,438
13-2031	Budget Analysts	141	\$31.56	\$28.73	\$31.30	\$33.58	\$65,654
49-3031	Bus & Truck Mechanics & Diesel Engine Specialists	142	\$24.89	\$21.50	\$23.76	\$26.84	\$51,749
53-3022	Bus Drivers, School or Special Client	267	\$16.56	\$15.25	\$16.93	\$18.61	\$34,455
13-1199	Business Operations Specialists, All Other	905	\$31.12	\$24.26	\$30.52	\$35.38	\$64,722
25-1011	Business Teachers, Postsecondary	58					\$45,973
51-3021	Butchers & Meat Cutters	97	\$16.04	\$11.06	\$14.92	\$20.70	\$33,364
51-7011	Cabinetmakers & Bench Carpenters	53	\$14.83	\$12.13	\$13.84	\$16.58	\$30,850
29-2031	Cardiovascular Technologists & Technicians	30	\$34.91	\$32.24	\$35.63	\$39.02	\$72,620
25-2032	Career/Technical Education Teachers, Secondary School	115					\$64,093
47-2031	Carpenters	586	\$23.63	\$19.69	\$22.48	\$27.56	\$49,159
17-1021	Cartographers & Photogrammetrists	29	\$30.22	\$25.53	\$29.61	\$35.19	\$62,856
41-2011	Cashiers	2,120	\$13.67	\$10.17	\$11.70	\$15.74	\$28,438
47-2051	Cement Masons & Concrete Finishers	54	\$17.39	\$13.94	\$17.95	\$21.07	\$36,167
35-1011	Chefs & Head Cooks	187	\$17.33	\$11.00	\$14.36	\$21.53	\$36,041
25-1052	Chemistry Teachers, Postsecondary	23					\$48,346
11-1011	Chief Executives	159	\$71.60	\$48.53	\$62.47	\$80.75	\$148,922
21-1021	Child, Family & School Social Workers	326	\$22.80	\$17.90	\$23.16	\$27.20	\$47,423
39-9011	Childcare Workers	241	\$10.13	\$9.58	\$9.66	\$9.77	\$21,071
29-1011	Chiropractors	62	\$32.12	\$24.94	\$30.21	\$40.31	\$66,810
17-3022	Civil Engineering Technicians	203	\$27.04	\$24.90	\$27.50	\$28.88	\$56,255
17-2051	Civil Engineers	728	\$37.82	\$32.76	\$37.41	\$41.84	\$78,664
13-1031	Claims Adjusters, Examiners & Investigators	898	\$27.37	\$22.69	\$27.66	\$29.78	\$56,914
53-7061	Cleaners of Vehicles & Equipment	244	\$12.72	\$10.21	\$11.25	\$13.56	\$26,464
21-2011	Clergy	23	\$29.65	\$24.92	\$28.43	\$34.74	\$61,680
19-3031	Clinical, Counseling & School Psychologists	83	\$37.01	\$25.52	\$30.91	\$36.33	\$76,991
27-2022	Coaches & Scouts	603					\$30,328
51-9121	Coating/Painting/Spraying Machine Setters/Oprs/Tenders	38	\$17.40	\$15.85	\$17.16	\$18.48	\$36,194
35-3021	Combined Food Prep & Serving Workers, Inc Fast Food	2,239	\$10.68	\$9.53	\$9.75	\$11.31	\$22,205
53-2012	Commercial Pilots	14					\$67,782

SOC code	Olympia, WA MSA Occupational title	Estimated employment	Average wage	Percentiles			Annual wage
				25th	50th	75th	
21-1099	Community & Social Service Specialists, All Other	67	\$20.18	\$15.96	\$18.45	\$23.02	\$41,968
21-1094	Community Health Workers		\$20.22	\$18.45	\$20.41	\$22.16	\$42,059
13-1141	Compensation, Benefits & Job Analysis Specialists	88	\$25.47	\$22.69	\$22.70	\$25.05	\$52,980
13-1041	Compliance Officers (Except Agric/Const/Safety/Trans)		\$27.94	\$23.85	\$27.57	\$31.29	\$58,121
11-3021	Computer & Information Systems Managers	168	\$50.41	\$44.43	\$49.52	\$54.97	\$104,875
15-1143	Computer Network Architects	1,402	\$40.25	\$38.85	\$39.83	\$42.89	\$83,734
15-1152	Computer Network Support Specialists	87	\$31.60	\$28.28	\$32.14	\$35.59	\$65,715
43-9011	Computer Operators	13	\$18.98	\$16.53	\$17.74	\$18.16	\$39,476
15-1131	Computer Programmers	108	\$42.32	\$26.77	\$46.98	\$55.54	\$88,043
25-1021	Computer Science Teachers, Postsecondary	12					\$49,421
15-1121	Computer Systems Analysts	1,472	\$35.02	\$31.88	\$35.19	\$36.07	\$72,844
15-1151	Computer User Support Specialists	510	\$24.81	\$21.46	\$25.09	\$28.88	\$51,611
49-2011	Computer, Automated Teller & Office Machine Repairers	73	\$18.84	\$13.88	\$17.66	\$24.47	\$39,185
19-1031	Conservation Scientists	243	\$30.14	\$24.89	\$30.36	\$33.50	\$62,673
47-4011	Construction & Building Inspectors	80	\$37.74	\$32.67	\$34.81	\$42.97	\$78,486
47-4099	Construction & Related Workers, All Other		\$24.48	\$22.68	\$24.46	\$26.62	\$50,922
47-2061	Construction Laborers	409	\$17.49	\$11.97	\$16.43	\$20.82	\$36,390
11-9021	Construction Managers	65	\$43.00	\$28.86	\$38.46	\$52.73	\$89,452
47-1011	Construction Supervisors of Trades & Extraction Workers	244	\$39.67	\$30.85	\$36.04	\$41.76	\$82,530
35-2019	Cooks, All Other	13	\$13.24	\$9.77	\$13.16	\$14.36	\$27,549
35-2011	Cooks, Fast Food		\$10.29	\$9.57	\$9.65	\$9.75	\$21,398
35-2012	Cooks, Institution & Cafeteria	263	\$15.38	\$13.10	\$15.50	\$17.55	\$31,994
35-2014	Cooks, Restaurant	927	\$12.35	\$10.63	\$11.89	\$13.85	\$25,689
35-2015	Cooks, Short Order		\$11.75	\$10.38	\$11.19	\$12.01	\$24,453
13-1051	Cost Estimators	89	\$25.23	\$20.67	\$24.43	\$29.89	\$52,483
41-2021	Counter & Rental Clerks	536	\$14.62	\$10.49	\$12.91	\$17.95	\$30,408
35-3022	Counter Attendants, Cafeteria/Concession & Coffee Shop	602	\$10.67	\$9.55	\$9.66	\$10.87	\$22,195
43-4031	Court, Municipal & License Clerks	98	\$21.21	\$17.24	\$20.48	\$24.90	\$44,124
13-2041	Credit Analysts	23	\$32.51	\$20.31	\$27.79	\$43.06	\$67,611
43-4051	Customer Service Representatives	2,152	\$15.03	\$11.23	\$14.74	\$18.16	\$31,266
51-4031	Cut/Punch/Press Mach Setters/Oprs/Tenders, Metal/Plastic		\$15.54	\$12.73	\$14.82	\$18.46	\$32,326
51-9032	Cutting & Slicing Machine Setters/Operators & Tenders		\$16.33	\$13.37	\$15.31	\$19.54	\$33,955
43-9021	Data Entry Keyers	121	\$17.98	\$14.81	\$19.96	\$20.74	\$37,406
15-1141	Database Administrators	35	\$30.67	\$23.34	\$28.21	\$39.34	\$63,809
31-9091	Dental Assistants	446	\$20.22	\$17.70	\$20.60	\$22.85	\$42,059
29-2021	Dental Hygienists	202	\$47.05	\$42.24	\$46.69	\$53.19	\$97,848
51-9081	Dental Laboratory Technicians	32	\$23.79	\$11.72	\$23.99	\$32.87	\$49,466
29-1021	Dentists, General	147	\$42.93	\$23.77	\$48.15	\$60.59	\$89,300
29-2032	Diagnostic Medical Sonographers	40	\$39.28	\$34.07	\$39.78	\$45.44	\$81,706
29-1031	Dietitians & Nutritionists	41	\$26.89	\$20.80	\$27.81	\$32.67	\$55,931
35-9011	Dining Room & Cafeteria Attendants & Bartender Helpers	182	\$11.15	\$9.57	\$9.63	\$11.72	\$23,186
35-9021	Dishwashers	380	\$10.67	\$9.76	\$10.57	\$11.38	\$22,184
43-5032	Dispatchers (Except Police, Fire & Ambulance)	78	\$20.70	\$14.37	\$20.51	\$26.32	\$43,069
53-3031	Driver/Sales Workers	278	\$16.65	\$13.56	\$16.93	\$19.03	\$34,638
27-3041	Editors	31	\$25.99	\$19.27	\$22.65	\$30.04	\$54,065
11-9031	Educ Administrators, Preschool/Childcare Center/Program		\$20.97	\$18.47	\$20.82	\$22.55	\$43,621
11-9039	Education Administrators, All Other	34	\$33.42	\$20.76	\$31.20	\$45.49	\$69,518
11-9032	Education Administrators, Elementary & Secondary School	179					\$104,094
11-9033	Education Administrators, Postsecondary	69	\$44.21	\$32.26	\$40.02	\$48.55	\$91,957
25-9099	Education, Training & Library Workers, All Other	222	\$19.39	\$16.55	\$18.00	\$20.28	\$40,315
21-1012	Educational, Guidance, Vocational & School Counselors	191	\$30.36	\$25.84	\$31.20	\$35.44	\$63,140
51-2022	Electrical & Electronic Equipment Assemblers	23	\$19.38	\$9.53	\$17.27	\$28.41	\$40,316
17-3023	Electrical & Electronics Engineering Technicians	26	\$28.44	\$26.20	\$28.53	\$31.02	\$59,155
17-2071	Electrical Engineers	13	\$46.58	\$43.00	\$46.20	\$52.79	\$96,895
49-2094	Electrical/Electronics Repairers, Comm & Industrial Equip	39	\$33.33	\$31.18	\$32.77	\$33.56	\$69,324
47-2111	Electricians	319	\$26.52	\$19.94	\$25.14	\$29.14	\$55,168
17-2072	Electronics Engineers, Except Computer	36	\$35.57	\$31.12	\$34.44	\$41.84	\$73,979
25-2021	Elementary School Teachers, Except Special Education	1,135					\$59,936
43-4061	Eligibility Interviewers, Government Programs	64	\$19.59	\$16.47	\$19.49	\$22.62	\$40,735
29-2041	Emergency Medical Technicians & Paramedics	154	\$27.92	\$22.40	\$27.44	\$33.04	\$58,070
17-2199	Engineers, All Other		\$27.33	\$25.20	\$27.61	\$29.60	\$56,853
25-1123	English Language & Literature Teachers, Postsecondary	81					\$54,339



SOC code	Olympia, WA MSA Occupational title	Estimated employment	Average wage	Percentiles			Annual wage
				25th	50th	75th	
17-2081	Environmental Engineers	116	\$39.99	\$36.97	\$40.82	\$45.06	\$83,186
19-4091	Environmental Science & Protection Techs (Inc Health)	12	\$20.27	\$14.34	\$17.26	\$25.98	\$42,151
19-2041	Environmental Scientists & Specialists (Inc Health)	307	\$28.45	\$24.31	\$26.18	\$30.35	\$59,185
43-6011	Executive Secretaries & Administrative Assistants	1,037	\$22.47	\$19.04	\$20.49	\$25.61	\$46,732
29-1062	Family & General Practitioners	49					\$165,693
49-3041	Farm Equipment Mechanics & Service Technicians		\$17.57	\$16.35	\$17.46	\$18.57	\$36,548
45-2092	Farm Workers & Laborers/Crop/Nursery & Greenhouse	37	\$14.33	\$11.49	\$13.99	\$17.34	\$29,814
45-1011	Farming, Fishing & Forestry Worker Supervisors	18	\$21.77	\$17.24	\$22.53	\$27.83	\$45,278
43-4071	File Clerks	26	\$12.26	\$9.99	\$11.21	\$13.55	\$25,502
43-3099	Financial Clerks, All Other	41	\$19.02	\$16.82	\$19.71	\$21.94	\$39,557
13-2099	Financial Specialists, All Other	49	\$29.94	\$18.74	\$25.06	\$38.56	\$62,278
33-2011	Fire Fighters	198	\$24.45	\$17.08	\$25.33	\$31.78	\$50,868
33-1021	Fire Fighting & Prevention Worker Supervisors	55	\$35.87	\$29.82	\$33.54	\$38.91	\$74,595
39-9031	Fitness Trainers & Aerobics Instructors	226	\$22.83	\$15.02	\$20.59	\$23.83	\$47,485
27-1023	Floral Designers	50	\$15.08	\$12.18	\$15.01	\$17.79	\$31,352
35-9099	Food Preparation & Serving Related Workers, All Other	31	\$10.85	\$9.89	\$10.72	\$11.55	\$22,562
35-1012	Food Preparation & Serving Worker Supervisors	454	\$17.69	\$12.76	\$17.28	\$21.96	\$36,797
35-2021	Food Preparation Workers	591	\$12.05	\$9.62	\$10.60	\$12.04	\$25,066
35-3041	Food Servers, Nonrestaurant	136	\$10.23	\$9.61	\$9.71	\$10.83	\$21,275
11-9051	Food Service Managers	80	\$26.45	\$21.47	\$24.29	\$30.46	\$55,028
25-1124	Foreign Language & Literature Teachers, Postsecondary	21					\$45,568
19-4093	Forest & Conservation Technicians	64	\$20.55	\$16.19	\$18.98	\$22.46	\$42,749
19-1032	Foresters	54	\$26.38	\$23.34	\$27.50	\$28.19	\$54,866
13-1131	Fundraisers	43	\$25.10	\$21.17	\$24.18	\$28.09	\$52,199
11-1021	General & Operations Managers		\$49.14	\$40.57	\$47.48	\$57.26	\$102,208
19-2042	Geoscientists, Except Hydrologists & Geographers		\$58.28	\$54.57	\$62.11	\$68.71	\$121,220
47-2121	Glaziers	63	\$27.40	\$18.41	\$22.64	\$40.66	\$57,003
27-1024	Graphic Designers	100	\$23.58	\$18.05	\$22.57	\$25.94	\$49,066
51-4033	Grind/Lap/Polish/Buf Machine Setters/Oprs/Tenders		\$13.01	\$11.02	\$12.68	\$14.71	\$27,044
39-5012	Hairdressers, Hairstylists & Cosmetologists	355	\$13.92	\$11.27	\$13.22	\$15.70	\$28,949
21-1091	Health Educators	36	\$31.16	\$19.03	\$29.96	\$42.43	\$64,813
29-2099	Health Technologists & Technicians, All Other	90	\$25.72	\$17.21	\$20.22	\$35.75	\$53,507
29-9099	Healthcare Practitioners & Technical Workers, All Other	18	\$29.38	\$20.27	\$26.91	\$36.89	\$61,112
21-1022	Healthcare Social Workers	106	\$27.61	\$22.48	\$27.25	\$32.94	\$57,421
31-9099	Healthcare Support Workers, All Other	129	\$15.63	\$13.23	\$16.00	\$17.91	\$32,515
49-9021	Heating/Air Cond/Refrigeration Mechanics & Installers		\$25.49	\$17.17	\$23.57	\$31.32	\$53,027
53-1021	Helper/Laborer & Material Mover(hand) Supervisors	102	\$24.00	\$18.54	\$22.24	\$27.65	\$49,929
47-4051	Highway Maintenance Workers	72	\$20.99	\$19.85	\$20.95	\$23.68	\$43,646
25-1125	History Teachers, Postsecondary						\$46,044
49-9031	Home Appliance Repairers		\$15.79	\$13.27	\$14.49	\$16.86	\$32,847
35-9031	Hosts & Hostesses, Restaurant, Lounge & Coffee Shop	192	\$10.62	\$9.56	\$10.02	\$11.31	\$22,082
43-4081	Hotel, Motel & Resort Desk Clerks	152	\$11.43	\$10.16	\$10.95	\$11.74	\$23,767
37-1011	Housekeeping & Janitorial Worker Supervisors	87	\$16.87	\$13.10	\$15.84	\$20.90	\$35,090
13-1071	Human Resource Specialists	598	\$28.08	\$23.29	\$28.93	\$32.05	\$58,405
43-4161	Human Resources Assistants, Except Payroll & Timekeeping	101	\$15.26	\$12.08	\$14.11	\$18.87	\$31,754
11-3121	Human Resources Managers	62	\$48.67	\$41.41	\$48.79	\$55.46	\$101,235
19-2043	Hydrologists	50	\$36.77	\$35.19	\$36.08	\$39.83	\$76,474
17-2112	Industrial Engineers	11	\$37.04	\$27.25	\$30.54	\$44.78	\$77,041
49-9041	Industrial Machinery Mechanics	124	\$25.41	\$23.95	\$26.04	\$28.06	\$52,865
11-3051	Industrial Production Managers	61	\$35.59	\$29.04	\$33.95	\$38.23	\$74,020
53-7051	Industrial Truck & Tractor Operators	233	\$18.00	\$12.76	\$18.06	\$22.48	\$37,424
43-4199	Information & Record Clerks, All Other	66	\$19.33	\$17.30	\$18.57	\$21.84	\$40,217
15-1122	Information Security Analysts	23	\$45.48	\$40.82	\$43.96	\$48.12	\$94,593
51-9061	Inspectors, Testers, Sorters, Samplers & Weighers	110	\$25.62	\$16.18	\$21.90	\$29.55	\$53,293
49-9098	Installation, Maintenance & Repair Helpers		\$16.13	\$13.00	\$14.13	\$16.01	\$33,556
49-9099	Installation, Maintenance & Repair Workers, All Other		\$26.22	\$19.00	\$26.91	\$33.32	\$54,538
25-9031	Instructional Coordinators	88	\$27.76	\$21.24	\$25.12	\$28.27	\$57,756
47-2131	Insulation Workers, Floor, Ceiling & Wall		\$31.84	\$17.46	\$39.19	\$42.97	\$66,224
43-9041	Insurance Claims & Policy Processing Clerks	434	\$20.88	\$19.04	\$21.50	\$22.07	\$43,434
41-3021	Insurance Sales Agents	245	\$23.27	\$14.36	\$16.87	\$24.44	\$48,420
27-1025	Interior Designers		\$20.76	\$15.86	\$19.25	\$23.81	\$43,175
37-2011	Janitors & Cleaners, Except Maids & Housekeeping	1,156	\$13.50	\$10.04	\$12.72	\$15.73	\$28,070

SOC code	Olympia, WA MSA Occupational title	Estimated employment	Average wage	Percentiles			Annual wage
				25th	50th	75th	
23-1023	Judges, Magistrate Judges & Magistrates	28	\$61.60	\$37.37	\$60.18	\$82.48	\$128,135
25-2012	Kindergarten Teachers, Except Special Education	175					\$51,672
13-1075	Labor Relations Specialists	130	\$34.57	\$22.66	\$28.80	\$50.11	\$71,911
53-7062	Laborers & Freight, Stock & Material Movers, Hand	1,561	\$13.69	\$10.12	\$12.03	\$16.61	\$28,487
37-3011	Landscaping & Groundskeeping Workers	472	\$14.48	\$12.28	\$14.01	\$16.67	\$30,114
37-1012	Landscaping/Lawn & Groundskeeping Worker Supervisors	78	\$19.14	\$15.43	\$18.41	\$22.24	\$39,811
51-6011	Laundry & Dry-Cleaning Workers	95	\$13.09	\$10.60	\$11.77	\$15.21	\$27,217
23-1011	Lawyers	400	\$49.98	\$32.60	\$44.45	\$56.61	\$103,962
43-6012	Legal Secretaries	274	\$20.57	\$18.14	\$21.02	\$22.62	\$42,795
25-4021	Librarians		\$28.39	\$24.89	\$29.21	\$33.48	\$59,054
43-4121	Library Assistants, Clerical		\$14.08	\$11.03	\$13.35	\$16.69	\$29,277
25-4031	Library Technicians		\$14.08	\$10.72	\$11.96	\$14.89	\$29,283
33-9092	Lifeguards/Ski Patrol & Recreational Protective Svc Workers	65	\$11.81	\$10.48	\$11.51	\$13.15	\$24,565
43-4131	Loan Interviewers & Clerks	122	\$19.31	\$15.47	\$19.26	\$22.52	\$40,156
13-2072	Loan Officers	211	\$32.27	\$19.04	\$27.82	\$39.76	\$67,135
45-4022	Logging Equipment Operators	94	\$29.21	\$25.80	\$29.17	\$33.30	\$60,752
13-1081	Logisticians	27	\$27.66	\$21.82	\$25.45	\$33.46	\$57,533
51-4041	Machinists	67	\$18.59	\$11.68	\$17.59	\$23.56	\$38,657
37-2012	Maids & Housekeeping Cleaners	650	\$11.63	\$10.17	\$11.11	\$12.25	\$24,177
43-9051	Mail Clerks & Mail Machine Oprs, Except Postal Service	37	\$13.55	\$9.60	\$9.69	\$15.06	\$28,171
49-9071	Maintenance & Repair Workers, General	1,012	\$20.66	\$15.38	\$20.82	\$25.59	\$42,957
13-1111	Management Analysts	778	\$30.35	\$22.30	\$27.65	\$32.06	\$63,130
11-9199	Managers, All Other	245	\$38.72	\$29.81	\$35.10	\$46.92	\$80,550
39-5092	Manicurists & Pedicurists		\$18.20	\$15.79	\$19.19	\$21.36	\$37,860
13-1161	Market Research Analysts & Marketing Specialists	220	\$29.00	\$22.03	\$27.00	\$31.49	\$60,311
11-2021	Marketing Managers	63	\$55.01	\$42.43	\$53.78	\$69.16	\$114,416
31-9011	Massage Therapists	222	\$29.54	\$23.72	\$29.83	\$34.81	\$61,444
25-1022	Mathematical Science Teachers, Postsecondary	27					\$47,565
17-3013	Mechanical Drafters		\$20.78	\$14.40	\$21.23	\$26.75	\$43,215
17-2141	Mechanical Engineers	35	\$37.75	\$29.86	\$38.42	\$46.60	\$78,512
49-1011	Mechanics, Installers & Repairers Supervisors	295	\$31.39	\$27.69	\$31.92	\$36.47	\$65,277
29-2012	Medical & Clinical Laboratory Technicians	56	\$21.01	\$17.85	\$20.93	\$23.69	\$43,692
29-2011	Medical & Clinical Laboratory Technologists	76	\$33.45	\$29.28	\$33.85	\$38.02	\$69,589
11-9111	Medical & Health Services Managers	223	\$52.83	\$39.72	\$47.14	\$62.68	\$109,884
31-9092	Medical Assistants	395	\$17.93	\$15.62	\$17.49	\$19.93	\$37,308
31-9093	Medical Equipment Preparers	70	\$19.38	\$15.76	\$19.28	\$22.82	\$40,312
49-9062	Medical Equipment Repairers		\$22.96	\$18.84	\$21.37	\$23.71	\$47,764
29-2071	Medical Records & Health Information Technicians	127	\$20.09	\$13.92	\$17.99	\$26.44	\$41,786
43-6013	Medical Secretaries	431	\$21.16	\$18.47	\$21.41	\$23.91	\$44,002
31-9094	Medical Transcriptionists	44	\$19.83	\$16.51	\$18.53	\$23.11	\$41,252
13-1121	Meeting,Convention & Event Planners	61	\$20.85	\$16.04	\$18.67	\$23.85	\$43,357
21-1023	Mental Health & Substance Abuse Social Workers		\$33.19	\$31.16	\$34.06	\$36.96	\$69,031
21-1014	Mental Health Counselors	122	\$22.62	\$17.82	\$21.22	\$25.11	\$47,058
27-1026	Merchandise Displayers & Window Trimmers	65	\$14.20	\$11.55	\$14.34	\$16.91	\$29,527
25-2022	Middle School Teachers (Except Special Ed & Vocational)	409					\$60,433
51-9023	Mixing & Blending Machine Setters, Operators & Tenders	21	\$23.28	\$19.68	\$23.61	\$27.44	\$48,418
49-3042	Mobile Heavy Equipment Mechanics, Except Engines	45	\$25.20	\$21.19	\$25.46	\$30.75	\$52,419
51-4072	Mold/Coremaking/Casting Mach Set/Oprs/Tend, Metal & Plastic	19	\$14.59	\$13.00	\$13.89	\$14.79	\$30,331
53-3099	Motor Vehicle Operators, All Other		\$14.50	\$9.53	\$13.62	\$16.87	\$30,165
11-9121	Natural Sciences Managers	80	\$48.97	\$43.40	\$46.66	\$53.01	\$101,873
15-1142	Network & Computer Systems Administrators	147	\$35.49	\$28.71	\$34.55	\$42.42	\$73,817
43-4141	New Accounts Clerks	37	\$17.36	\$15.00	\$17.24	\$19.78	\$36,107
39-2021	Nonfarm Animal Caretakers	121	\$13.32	\$10.45	\$11.59	\$14.53	\$27,713
29-1171	Nurse Practitioners	54	\$49.78	\$43.44	\$49.48	\$56.37	\$103,526
29-2061	Nurses, Practical & Vocational (Licensed)	291	\$23.17	\$20.55	\$22.64	\$26.16	\$48,184
31-1014	Nursing Assistants	697	\$13.69	\$11.39	\$13.31	\$15.48	\$28,479
25-1072	Nursing Instructors & Teachers, Postsecondary						\$59,439
29-9011	Occupational Health & Safety Specialists	132	\$32.47	\$28.69	\$31.87	\$36.01	\$67,530
29-1122	Occupational Therapists	83	\$37.64	\$33.17	\$40.10	\$44.79	\$78,289
31-2011	Occupational Therapy Assistants		\$24.54	\$19.31	\$26.04	\$30.54	\$51,062
43-1011	Office & Administrative Support Worker Supervisors	1,080	\$25.73	\$19.70	\$24.50	\$30.42	\$53,511
43-9199	Office & Administrative Support Workers, All Other	180	\$18.28	\$14.11	\$17.28	\$22.17	\$38,005

SOC code	Olympia, WA MSA Occupational title	Estimated employment	Average wage	Percentiles			Annual wage
				25th	50th	75th	
43-9061	Office Clerks, General	1,944	\$15.10	\$12.53	\$14.85	\$16.92	\$31,419
43-9071	Office Machine Operators, Except Computer	24	\$15.84	\$13.75	\$15.52	\$17.73	\$32,941
47-2073	Operating Engineers & Construction Equipment Operators	125	\$27.54	\$21.96	\$26.80	\$33.49	\$57,286
15-2031	Operations Research Analysts	11	\$35.17	\$28.58	\$34.65	\$38.85	\$73,158
29-2081	Opticians, Dispensing	65	\$18.96	\$16.28	\$17.99	\$21.25	\$39,433
29-1041	Optometrists	20					
43-4151	Order Clerks	75					
49-3053	Outdoor Power Equipment & Other Small Engine Mechanics		\$18.72	\$16.26	\$18.21	\$21.52	\$38,931
51-9111	Packaging & Filling Machine Operators & Tenders	66	\$17.54	\$11.38	\$19.61	\$22.85	\$36,479
53-7064	Packers & Packagers, Hand	561	\$12.87	\$9.89	\$11.36	\$14.15	\$26,769
47-2141	Painters, Construction & Maintenance	237	\$17.81	\$15.38	\$17.34	\$19.92	\$37,029
23-2011	Paralegals & Legal Assistants	177	\$25.81	\$20.09	\$27.01	\$29.61	\$53,680
41-2022	Parts Salespersons	175	\$15.43	\$10.83	\$12.70	\$18.41	\$32,105
43-3051	Payroll & Timekeeping Clerks	102	\$17.12	\$11.71	\$16.51	\$21.69	\$35,600
39-9021	Personal Care Aides	868	\$11.60	\$10.17	\$11.25	\$12.79	\$24,116
13-2052	Personal Financial Advisors	76	\$50.93	\$26.02	\$29.74	\$66.79	\$105,929
39-1021	Personal Service Worker Supervisors	161	\$17.53	\$13.36	\$16.01	\$19.93	\$36,480
29-1051	Pharmacists	183	\$56.17	\$50.69	\$56.19	\$62.97	\$116,850
31-9095	Pharmacy Aides		\$17.62	\$13.28	\$19.60	\$21.64	\$36,644
29-2052	Pharmacy Technicians	237	\$19.63	\$17.18	\$20.00	\$22.37	\$40,833
25-1126	Philosophy & Religion Teachers, Postsecondary						\$44,351
51-9151	Photographic Process Wrks & Processing Machine Oprs	11	\$14.67	\$10.28	\$12.87	\$20.32	\$30,504
31-2022	Physical Therapist Aides	47	\$13.10	\$10.86	\$12.26	\$15.38	\$27,253
31-2021	Physical Therapist Assistants	50	\$28.28	\$26.01	\$28.51	\$30.97	\$58,838
29-1123	Physical Therapists	181	\$39.19	\$34.42	\$41.58	\$46.35	\$81,513
29-1071	Physician Assistants	63	\$62.66	\$55.08	\$65.80	\$72.61	\$130,336
29-1069	Physicians & Surgeons, All Other	116					\$233,314
25-1054	Physics Teachers, Postsecondary						\$44,513
47-2152	Plumbers, Pipefitters, & Steamfitters		\$23.62	\$18.51	\$24.54	\$28.05	\$49,139
33-1012	Police & Detective Supervisors	97	\$44.46	\$39.59	\$43.47	\$48.24	\$92,477
33-3051	Police & Sheriff's Patrol Officers	231	\$33.70	\$29.72	\$35.12	\$40.38	\$70,099
43-5051	Postal Service Clerks	44	\$24.71	\$26.26	\$27.13	\$27.69	\$51,400
43-5052	Postal Service Mail Carriers	204	\$26.09	\$26.08	\$27.91	\$27.92	\$54,272
43-5053	Postal Svc Mail Sorters/Processors/Processing Mach Oprs	80	\$25.19	\$25.58	\$26.40	\$26.61	\$52,395
25-1199	Postsecondary Teachers, All Other						\$39,413
25-2011	Preschool Teachers, Except Special Education	224	\$10.71	\$9.47	\$10.35	\$11.37	\$22,277
51-6021	Pressers, Textile, Garment & Related Materials	15	\$11.26	\$10.37	\$11.08	\$11.79	\$23,420
51-5113	Print Binding & Finishing Workers	27					
51-5112	Printing Press Operators	49	\$20.98	\$17.51	\$20.91	\$23.37	\$43,624
43-3061	Procurement Clerks	12	\$21.62	\$19.80	\$21.39	\$22.98	\$44,946
27-2012	Producers & Directors	24	\$20.26	\$12.11	\$18.26	\$27.64	\$42,151
51-1011	Production & Operating Worker Supervisors	205	\$27.63	\$21.11	\$25.36	\$33.16	\$57,466
51-9198	Production Worker Helpers		\$10.32	\$9.65	\$9.76	\$9.86	\$21,476
43-5061	Production, Planning & Expediting Clerks	232	\$19.70	\$16.16	\$18.38	\$22.97	\$40,978
11-9141	Property, Real Estate & Community Association Managers	109	\$32.67	\$21.30	\$26.77	\$39.96	\$67,966
33-1099	Protective Service Worker Supervisors, All Other	44	\$28.81	\$20.52	\$28.60	\$34.97	\$59,921
33-9099	Protective Service Workers, All Other	89	\$16.92	\$13.20	\$14.96	\$18.98	\$35,203
29-1066	Psychiatrists	10					\$212,193
25-1066	Psychology Teachers, Postsecondary	58					\$44,148
11-2031	Public Relations & Fundraising Managers	102	\$48.14	\$38.10	\$45.54	\$52.01	\$100,140
27-3031	Public Relations Specialists	476					
13-1023	Purchasing Agents, Except Wholesale/Retail/Farm Products	318	\$27.62	\$23.29	\$27.42	\$30.66	\$57,441
29-2034	Radiologic Technologists	114	\$30.02	\$26.41	\$28.78	\$31.76	\$62,450
41-9021	Real Estate Brokers	10					
41-9022	Real Estate Sales Agents	266	\$31.47	\$17.44	\$26.38	\$34.59	\$65,447
43-4171	Receptionists & Information Clerks	734	\$14.51	\$11.65	\$14.53	\$17.18	\$30,181
25-1193	Recreation & Fitness Studies Teachers, Postsecondary						\$43,013
39-9032	Recreation Workers	161	\$14.17	\$10.31	\$11.91	\$15.43	\$29,470
29-1141	Registered Nurses	1,642	\$38.96	\$32.19	\$39.37	\$47.39	\$81,036
21-1015	Rehabilitation Counselors	127	\$21.50	\$16.52	\$19.94	\$26.68	\$44,716
39-9041	Residential Advisors	71	\$14.11	\$12.44	\$13.84	\$15.56	\$29,348
41-2031	Retail Salespersons	4,064	\$14.25	\$10.83	\$12.17	\$15.29	\$29,643

SOC code	Olympia, WA MSA Occupational title	Estimated employment	Average wage	Percentiles			Annual wage
				25th	50th	75th	
47-2181	Roofers	102	\$16.46	\$11.57	\$13.73	\$17.48	\$34,232
41-9099	Sales & Related Workers, All Other	47	\$15.63	\$11.16	\$13.75	\$20.35	\$32,514
11-2022	Sales Managers	125	\$43.49	\$31.33	\$37.12	\$46.11	\$90,446
41-3099	Sales Reps, Services, All Other	452	\$26.86	\$15.28	\$23.83	\$33.07	\$55,870
41-4012	Sales Reps/Wholesale/Mfg, Except Tech/Science Products	633	\$25.95	\$17.97	\$23.01	\$30.08	\$53,973
41-4011	Sales Reps/Wholesale/Mfg, Tech/Scientific Products	151	\$37.46	\$24.77	\$33.31	\$52.47	\$77,906
41-1012	Sales Worker Supervisors, Non-Retail	167	\$24.72	\$14.33	\$19.59	\$30.24	\$51,417
41-1011	Sales Worker Supervisors, Retail	978					
51-7041	Sawing Machine Setters/Operators & Tenders, Wood	15	\$13.62	\$11.23	\$13.40	\$16.10	\$28,326
25-2031	Secondary School Teachers, Except Spec/Voc/Tech Education	537					\$62,390
43-6014	Secretaries & Admin Assts, Except Legal/Medical & Exec	1,611	\$17.91	\$14.51	\$17.22	\$21.05	\$37,264
41-3031	Securities, Commodities & Financial Services Sales Agents	85	\$33.55	\$18.15	\$22.29	\$37.71	\$69,795
49-2098	Security & Fire Alarm Systems Installers	43	\$20.39	\$15.50	\$20.58	\$24.81	\$42,430
33-9032	Security Guards	345	\$14.69	\$11.30	\$13.48	\$16.94	\$30,564
25-3021	Self-Enrichment Education Teachers	205	\$22.71	\$15.40	\$20.50	\$28.51	\$47,251
51-6031	Sewing Machine Operators	12	\$13.45	\$11.01	\$13.07	\$15.84	\$27,980
43-5071	Shipping, Receiving & Traffic Clerks	294	\$15.84	\$12.60	\$14.97	\$18.11	\$32,951
39-5094	Skincare Specialists	20	\$13.88	\$10.84	\$13.02	\$14.39	\$28,867
11-9151	Social & Community Service Managers	134	\$35.24	\$28.95	\$34.34	\$43.24	\$73,290
21-1093	Social & Human Service Assistants	211	\$15.02	\$12.47	\$14.56	\$17.43	\$31,230
19-3099	Social Scientists & Related Workers, All Other		\$25.68	\$21.04	\$22.86	\$30.16	\$53,436
21-1029	Social Workers, All Other	29	\$26.66	\$24.31	\$30.36	\$31.87	\$55,454
25-1067	Sociology Teachers, Postsecondary	13					\$53,426
15-1132	Software Developers, Applications	381	\$45.89	\$34.97	\$46.16	\$56.93	\$95,465
15-1133	Software Developers, Systems Software	29	\$43.81	\$32.31	\$43.82	\$56.27	\$91,125
25-2052	Special Ed Teachers, Kindergarten & Elementary School	139					\$56,742
25-2053	Special Education Teachers, Middle School	53					\$58,759
25-2051	Special Education Teachers, Preschool	37					\$58,273
25-2054	Special Education Teachers, Secondary School	85					\$62,339
29-1127	Speech-Language Pathologists	91	\$34.39	\$31.07	\$34.34	\$38.02	\$71,546
43-9111	Statistical Assistants	64	\$16.69	\$13.73	\$16.91	\$18.57	\$34,717
43-5081	Stock Clerks & Order Fillers	1,092	\$13.59	\$10.51	\$11.91	\$15.64	\$28,263
21-1011	Substance Abuse & Behavioral Disorder Counselors	29	\$24.15	\$18.52	\$23.17	\$27.81	\$50,232
25-3098	Substitute Teachers	484	\$18.48	\$16.57	\$18.01	\$20.26	\$38,440
29-2055	Surgical Technologists	42	\$27.36	\$23.13	\$27.28	\$31.22	\$56,894
17-3031	Surveying & Mapping Technicians	29	\$24.25	\$19.40	\$22.12	\$31.22	\$50,435
17-1022	Surveyors	41	\$36.95	\$29.94	\$35.20	\$43.14	\$76,849
43-2011	Switchboard Operators, Including Answering Service	37	\$15.26	\$12.45	\$15.69	\$17.80	\$31,754
53-3041	Taxi Drivers & Chauffeurs	65	\$12.54	\$9.79	\$11.72	\$14.52	\$26,068
25-9041	Teacher Assistants	1,362					\$31,504
25-3097	Teachers & Instructors, All Other, Exc Substitute Teachers	105					\$47,809
51-2092	Team Assemblers	277	\$13.51	\$11.88	\$13.32	\$14.69	\$28,092
49-2022	Telecom Equip Installers/Repairers, Except Line	176	\$28.31	\$23.62	\$28.73	\$33.80	\$58,889
43-3071	Tellers	560	\$16.46	\$12.32	\$15.96	\$20.94	\$34,250
49-3093	Tire Repairers & Changers	225	\$14.76	\$11.04	\$12.90	\$16.78	\$30,697
39-7011	Tour Guides & Escorts	14					
11-3131	Training & Development Managers	13	\$48.58	\$44.48	\$49.41	\$56.01	\$101,042
13-1151	Training & Development Specialists	109	\$23.92	\$15.68	\$23.24	\$29.97	\$49,745
11-3071	Transportation, Storage & Distribution Managers	35	\$34.93	\$30.47	\$35.86	\$41.44	\$72,651
53-1031	Transportation/Material Moving Vehicle Operator Supervisors	93	\$29.72	\$20.88	\$28.71	\$35.63	\$61,814
41-3041	Travel Agents	15	\$14.61	\$12.50	\$14.65	\$17.01	\$30,376
53-3032	Truck Drivers, Heavy & Tractor-Trailer	823	\$21.87	\$17.78	\$21.24	\$25.52	\$45,496
53-3033	Truck Drivers, Light or Delivery Services	446	\$17.68	\$12.58	\$16.35	\$19.69	\$36,763
19-3051	Urban & Regional Planners	358	\$33.52	\$30.35	\$33.50	\$37.90	\$69,731
29-1131	Veterinarians	63	\$37.51	\$31.12	\$36.11	\$45.47	\$78,005
31-9096	Veterinary Assistants & Laboratory Animal Caretakers	114	\$11.67	\$9.67	\$10.76	\$12.23	\$24,269
29-2056	Veterinary Technologists & Technicians	77	\$16.19	\$13.41	\$15.83	\$18.97	\$33,684
25-1194	Vocational Education Teachers, Postsecondary	131	\$25.46	\$20.39	\$25.63	\$31.57	\$52,960
35-3031	Waiters & Waitresses	1,451	\$13.71	\$9.66	\$10.93	\$16.71	\$28,530
51-8031	Water & Wastewater Treatment Plant & System Operators	22	\$29.63	\$26.39	\$28.74	\$31.70	\$61,629
15-1134	Web Developers	80	\$28.62	\$21.36	\$27.00	\$34.12	\$59,530
43-5111	Weighers/Measurers/Checkers & Samplers, Recordkeeping	12	\$17.06	\$13.44	\$16.66	\$19.87	\$35,478

SOC code	Olympia, WA MSA Occupational title	Estimated employment	Average wage	Percentiles			Annual wage
				25th	50th	75th	
51-4121	Welders, Cutters, Solderers & Brazers	107	\$19.21	\$9.70	\$16.16	\$23.00	\$39,960
13-1022	Wholesale & Retail Buyers, Except Farm Products	55	\$27.38	\$18.30	\$27.50	\$36.13	\$56,934
51-7042	Woodworking Mach Setters/Oprs & Tenders, Except Sawing	30	\$16.13	\$11.88	\$16.37	\$20.08	\$33,558
27-3043	Writers & Authors	19	\$28.10	\$12.75	\$28.26	\$41.64	\$58,445
19-1023	Zoologists & Wildlife Biologists	216	\$30.64	\$24.93	\$28.89	\$34.18	\$63,738

Olympia, WA MSA

# Portland-Vancouver-Hillsboro, OR-WA MSA

## 2015 Occupational Employment and Wage Estimates

Includes Clackamas, Columbia, Multnomah,  
Washington and Yamhill, OR; and  
Clark and Skamania, WA counties



SOC code	Portland-Vancouver-Hillsboro, OR-WA MSA Occupational title	Estimated employment	Average wage	Percentiles 25th	Percentiles 50th	Percentiles 75th	Annual wage
13-2011	Accountants & Auditors	8,205	\$33.20	\$24.90	\$30.47	\$39.07	\$69,061
27-2011	Actors	105					
15-2011	Actuaries		\$42.80	\$33.27	\$41.63	\$46.85	\$89,026
51-9191	Adhesive Bonding Machine Operators & Tenders		\$18.16	\$14.54	\$17.97	\$21.53	\$37,772
23-1021	Admin Law Judges, Adjudicators & Hearing Officers	175	\$38.55	\$24.87	\$38.18	\$49.55	\$80,185
11-3011	Administrative Services Managers	2,073	\$39.36	\$27.14	\$36.43	\$47.89	\$81,878
25-3011	Adult Literacy, Remedial Ed, GED Teachers/Instructors	505	\$25.42	\$19.98	\$23.84	\$30.38	\$52,878
11-2011	Advertising & Promotions Managers		\$39.06	\$27.42	\$33.36	\$45.70	\$81,229
41-3011	Advertising Sales Agents	664	\$27.95	\$16.14	\$20.32	\$34.70	\$58,133
17-3021	Aerospace Engineering & Operations Technicians		\$30.14	\$24.74	\$29.69	\$36.25	\$62,673
17-2011	Aerospace Engineers	84	\$39.41	\$30.95	\$40.01	\$48.17	\$81,969
13-1011	Agents/Business Mgrs of Artists, Performers, Athletes		\$26.02	\$17.89	\$27.03	\$33.56	\$54,116
19-4011	Agricultural & Food Science Technicians	197	\$20.71	\$15.28	\$20.46	\$26.43	\$43,063
45-2091	Agricultural Equipment Operators		\$12.76	\$10.45	\$11.57	\$14.19	\$26,540
45-2011	Agricultural Inspectors	73	\$25.67	\$21.47	\$27.03	\$31.80	\$53,395
53-1011	Aircraft Cargo Handling Supervisors	50	\$23.70	\$15.26	\$22.36	\$28.11	\$49,299
49-3011	Aircraft Mechanics & Service Technicians	850	\$29.07	\$23.45	\$28.06	\$33.65	\$60,471
53-2022	Airfield Operations Specialists	35	\$30.52	\$25.67	\$32.87	\$36.07	\$63,482
53-2011	Airline Pilots, Copilots & Flight Engineers	657					
39-3091	Amusement & Recreation Attendants	2,136	\$11.36	\$9.50	\$10.16	\$11.91	\$23,625
29-1061	Anesthesiologists	396					
33-9011	Animal Control Workers	50	\$23.70	\$20.37	\$23.59	\$27.09	\$49,294
39-2011	Animal Trainers	36	\$13.27	\$10.38	\$11.28	\$13.00	\$27,610
19-3091	Anthropologists & Archeologists	191	\$34.59	\$24.05	\$36.08	\$43.28	\$71,941
25-1061	Anthropology & Archeology Teachers, Postsecondary	32					\$77,163
13-2021	Appraisers & Assessors of Real Estate	302	\$30.79	\$21.80	\$28.72	\$35.98	\$64,052
23-1022	Arbitrators, Mediators, & Conciliators	29	\$34.06	\$30.97	\$33.99	\$37.00	\$70,836
17-1011	Architects, Except Landscape & Naval	1,350	\$34.01	\$25.64	\$32.19	\$40.42	\$70,745
17-3011	Architectural & Civil Drafters	1,101	\$26.09	\$21.29	\$25.78	\$30.10	\$54,268
11-9041	Architectural & Engineering Managers	2,775	\$68.46	\$54.92	\$65.24	\$77.30	\$142,402
25-4011	Archivists	27	\$27.10	\$20.04	\$26.88	\$30.95	\$56,387
25-1062	Area, Ethnic & Cultural Studies Teachers, Postsecondary	60					\$79,576
27-1011	Art Directors	509	\$35.43	\$25.06	\$33.50	\$46.71	\$73,685
25-1121	Art, Drama & Music Teachers Postsecondary	1,350					\$74,689
27-1019	Artists & Related Workers, All Other	114	\$20.01	\$11.74	\$17.34	\$25.51	\$41,603
51-2099	Artists & Related Workers, All Other	2,514	\$15.38	\$11.79	\$14.17	\$17.90	\$32,000
27-2021	Athletes & Sports Competitors						\$88,154
29-9091	Athletic Trainers	117					\$45,943
19-2021	Atmospheric & Space Scientists	45	\$49.41	\$39.29	\$46.71	\$55.21	\$102,766
25-1051	Atmospheric/Earth/Marine/Space Sci Teachers, Postsec	24					\$74,709
27-4011	Audio & Video Equipment Technicians	293	\$22.33	\$16.74	\$20.50	\$27.09	\$46,430
29-1181	Audiologists	107	\$42.74	\$35.09	\$41.45	\$45.93	\$88,905
25-9011	Audio-Visual & Multimedia Collections Specialists	68	\$23.28	\$19.61	\$22.24	\$26.50	\$48,427
53-6031	Automotive & Watercraft Service Attendants	3,107	\$11.98	\$9.83	\$11.31	\$13.42	\$24,919
49-3021	Automotive Body & Related Repairers	1,103	\$22.82	\$16.06	\$20.11	\$29.06	\$47,460
49-3023	Automotive Service Technicians & Mechanics	4,149	\$20.88	\$14.92	\$20.30	\$25.78	\$43,424
49-2091	Avionics Technicians	45	\$28.97	\$25.28	\$28.31	\$32.34	\$60,258
39-6011	Baggage Porters & Bellhops	160	\$10.25	\$9.49	\$9.74	\$10.95	\$21,326
33-3011	Bailiffs	55	\$20.66	\$18.44	\$20.69	\$22.69	\$42,969
51-3011	Bakers	1,279	\$15.01	\$11.51	\$14.61	\$18.05	\$31,227
35-3011	Bartenders	6,253	\$10.65	\$9.42	\$9.57	\$10.83	\$22,154
49-3091	Bicycle Repairers		\$12.82	\$10.88	\$12.67	\$14.54	\$26,661

SOC code	Portland-Vancouver-Hillsboro, OR-WA MSA Occupational title	Estimated employment	Average wage	Percentiles			Annual wage
				25th	50th	75th	
43-3011	Bill & Account Collectors	2,958	\$18.54	\$15.49	\$17.95	\$21.55	\$38,563
43-3021	Billing & Posting Clerks & Machine Operators	3,906	\$18.85	\$15.84	\$18.21	\$21.76	\$39,202
19-1021	Biochemists & Biophysicists	64	\$39.93	\$24.53	\$29.32	\$50.76	\$83,054
25-1042	Biological Science Teachers, Postsecondary	223					\$90,983
19-1029	Biological Scientists, All Other	261	\$38.71	\$30.38	\$37.75	\$44.05	\$80,529
19-4021	Biological Technicians	1,313	\$19.81	\$15.50	\$18.62	\$22.89	\$41,208
17-2031	Biomedical Engineers	233	\$47.20	\$35.23	\$41.25	\$53.94	\$98,172
43-3031	Bookkeeping, Accounting & Auditing Clerks	13,903	\$19.54	\$15.77	\$18.79	\$22.64	\$40,643
47-3011	Brick/Block/Stonemason & Tile/Marble Setter Helpers	101	\$19.94	\$17.41	\$20.39	\$22.64	\$41,478
47-2021	Brickmasons & Blockmasons	395	\$29.75	\$26.22	\$31.12	\$34.79	\$61,887
27-3021	Broadcast News Analysts	23	\$34.98	\$16.86	\$24.22	\$38.21	\$72,773
27-4012	Broadcast Technicians	110	\$21.34	\$11.93	\$18.83	\$30.99	\$44,402
43-4011	Brokerage Clerks	423	\$27.57	\$21.50	\$25.25	\$30.95	\$57,357
13-2031	Budget Analysts	422	\$35.84	\$28.87	\$33.84	\$41.26	\$74,547
37-2019	Building Cleaning Workers, All Other	33	\$15.31	\$12.66	\$14.29	\$17.13	\$31,841
49-3031	Bus & Truck Mechanics & Diesel Engine Specialists	1,741	\$24.67	\$20.66	\$25.18	\$28.73	\$51,334
53-3022	Bus Drivers, School or Special Client	4,173	\$16.18	\$13.63	\$16.05	\$18.51	\$33,642
53-3021	Bus Drivers, Transit & Intercity		\$22.09	\$16.22	\$23.58	\$27.68	\$45,944
13-1199	Business Operations Specialists, All Other	9,548	\$32.52	\$23.20	\$30.37	\$39.93	\$67,642
25-1011	Business Teachers, Postsecondary	298					\$84,940
51-3021	Butchers & Meat Cutters	826	\$17.89	\$14.23	\$18.97	\$21.74	\$37,222
13-1021	Buyers & Purchasing Agents, Farm Products	38	\$26.38	\$20.46	\$22.83	\$32.11	\$54,876
51-7011	Cabinetmakers & Bench Carpenters	717	\$17.57	\$12.74	\$16.40	\$21.40	\$36,550
49-9061	Camera & Photographic Equipment Repairers	16	\$29.28	\$24.35	\$27.30	\$30.16	\$60,886
27-4031	Camera Operators, TV, Video & Motion Picture	131	\$28.83	\$21.27	\$25.38	\$33.08	\$59,966
53-5021	Captains, Mates & Pilots of Water Vessels	225	\$38.45	\$33.19	\$39.37	\$44.14	\$79,962
29-2031	Cardiovascular Technologists & Technicians	331	\$32.09	\$21.23	\$33.24	\$42.44	\$66,760
25-2023	Career/Technical Education Teachers, Middle School	17					\$61,812
25-2032	Career/Technical Education Teachers, Secondary School	290					\$61,152
43-5011	Cargo & Freight Agents	790	\$24.83	\$16.48	\$21.86	\$28.90	\$51,654
47-3012	Carpenter Helpers	197	\$12.82	\$9.48	\$11.27	\$15.91	\$26,672
47-2031	Carpenters	6,819	\$21.17	\$15.10	\$20.01	\$27.12	\$44,031
47-2041	Carpet Installers	360	\$20.76	\$16.31	\$21.11	\$25.65	\$43,180
17-1021	Cartographers & Photogrammetrists	419	\$31.03	\$25.41	\$29.99	\$37.22	\$64,539
41-2011	Cashiers	21,573	\$12.48	\$9.95	\$11.40	\$14.10	\$25,944
47-2051	Cement Masons & Concrete Finishers	1,290	\$24.72	\$18.30	\$22.87	\$29.84	\$51,419
35-1011	Chefs & Head Cooks	934	\$21.40	\$15.84	\$18.82	\$24.41	\$44,502
17-2041	Chemical Engineers	152	\$43.78	\$39.41	\$43.68	\$48.68	\$91,075
51-9011	Chemical Equipment Operators & Tenders		\$20.58	\$15.55	\$20.89	\$26.11	\$42,800
51-8091	Chemical Plant & System Operators	122	\$24.04	\$18.22	\$22.89	\$29.88	\$50,006
19-4031	Chemical Technicians	163					
25-1052	Chemistry Teachers, Postsecondary	107					\$84,687
19-2031	Chemists	319	\$34.54	\$25.52	\$33.34	\$42.50	\$71,840
11-1011	Chief Executives	1,744					\$203,088
21-1021	Child, Family & School Social Workers	1,882	\$21.17	\$15.58	\$21.58	\$26.83	\$44,027
39-9011	Childcare Workers	3,322	\$11.97	\$9.56	\$10.53	\$12.75	\$24,882
29-1011	Chiropractors	427	\$26.86	\$17.62	\$23.31	\$33.86	\$55,860
27-2032	Choreographers	72	\$26.86	\$11.18	\$24.31	\$40.60	\$55,870
17-3022	Civil Engineering Technicians	579	\$29.18	\$25.91	\$29.10	\$33.38	\$60,706
17-2051	Civil Engineers	3,724	\$38.86	\$30.20	\$37.10	\$46.43	\$80,813
13-1031	Claims Adjusters, Examiners & Investigators	2,436	\$35.06	\$28.33	\$34.77	\$41.52	\$72,925
53-7061	Cleaners of Vehicles & Equipment	2,410	\$12.73	\$10.13	\$11.47	\$13.99	\$26,485
51-9192	Cleaning/Washing/Metal Pickling Equipment Oprs & Tenders	116	\$14.45	\$11.27	\$13.43	\$17.09	\$30,067
21-2011	Clergy	1,782	\$23.45	\$14.93	\$20.61	\$32.42	\$48,782
19-3031	Clinical, Counseling & School Psychologists	697	\$36.79	\$26.72	\$34.60	\$44.65	\$76,524
51-4012	CNC Machine Tool Programmers, Metal/Plastic	363	\$29.15	\$23.90	\$27.70	\$32.36	\$60,632
27-2022	Coaches & Scouts	2,010					\$39,687
51-9121	Coating/Painting/Spraying Machine Setters/Oprs/Tenders	889	\$16.49	\$13.24	\$16.28	\$19.58	\$34,301
51-2021	Coil Winders, Tapers & Finishers	229	\$13.81	\$11.28	\$13.34	\$16.12	\$28,723
49-9091	Coin, Vending & Amusement Machine Svcs & Repairers	74	\$16.17	\$11.38	\$13.98	\$18.70	\$33,648
35-3021	Combined Food Prep & Serving Workers, Inc Fast Food	20,214	\$10.67	\$9.44	\$9.67	\$11.37	\$22,195
27-1021	Commercial & Industrial Designers	134	\$31.86	\$19.07	\$29.91	\$41.69	\$66,273



SOC code	Portland-Vancouver-Hillsboro, OR-WA MSA Occupational title	Estimated employment	Average wage	Percentiles			Annual wage
				25th	50th	75th	
53-2012	Commercial Pilots	356					\$56,324
25-1122	Communications Teachers, Postsecondary	122					\$68,423
21-1099	Community & Social Service Specialists, All Other	734	\$18.35	\$14.00	\$17.55	\$22.19	\$38,166
21-1094	Community Health Workers	257	\$24.25	\$16.67	\$20.77	\$24.85	\$50,455
11-3111	Compensation & Benefits Managers	105	\$47.34	\$36.24	\$46.14	\$56.97	\$98,467
13-1141	Compensation, Benefits & Job Analysis Specialists	642	\$30.59	\$22.40	\$28.52	\$37.42	\$63,627
13-1041	Compliance Officers (Except Agric/Const/Safety/Trans)	1,538	\$32.93	\$25.02	\$31.20	\$39.28	\$68,504
15-1111	Computer & Information Research Scientists	268	\$65.66	\$50.93	\$56.64	\$70.80	\$136,592
11-3021	Computer & Information Systems Managers	3,531	\$57.54	\$44.24	\$55.34	\$68.97	\$119,699
51-4011	Computer Controlled Machine Tool Operators, Metal/Plastic	1,692	\$19.25	\$14.21	\$18.48	\$23.10	\$40,031
15-1143	Computer Network Architects	1,028	\$63.45	\$44.92	\$56.59	\$71.53	\$131,988
15-1152	Computer Network Support Specialists	1,198	\$29.91	\$23.64	\$28.73	\$35.46	\$62,217
15-1199	Computer Occupations, All Other	3,751	\$42.24	\$30.13	\$39.65	\$51.12	\$87,850
43-9011	Computer Operators	231	\$19.97	\$16.15	\$18.92	\$23.51	\$41,547
15-1131	Computer Programmers	2,383	\$36.00	\$27.45	\$35.30	\$44.44	\$74,882
25-1021	Computer Science Teachers, Postsecondary	103					\$102,167
15-1121	Computer Systems Analysts	4,209	\$42.60	\$33.87	\$41.98	\$50.20	\$88,611
15-1151	Computer User Support Specialists	5,796	\$24.14	\$17.98	\$22.88	\$29.05	\$50,222
49-2011	Computer, Automated Teller & Office Machine Repairers	719	\$17.24	\$13.15	\$15.87	\$20.21	\$35,858
39-6012	Concierges	125	\$13.88	\$11.01	\$13.20	\$16.69	\$28,867
19-1031	Conservation Scientists	237	\$37.43	\$26.07	\$35.10	\$44.06	\$77,842
47-4011	Construction & Building Inspectors	659	\$31.73	\$27.06	\$32.31	\$36.76	\$65,991
47-4099	Construction & Related Workers, All Other	401	\$20.27	\$15.79	\$20.38	\$23.57	\$42,157
47-2061	Construction Laborers	6,278	\$18.82	\$13.58	\$17.55	\$24.03	\$39,147
11-9021	Construction Managers	3,089	\$45.59	\$33.49	\$43.16	\$55.23	\$94,826
47-1011	Construction Supervisors of Trades & Extraction Workers	3,250	\$32.63	\$24.47	\$31.58	\$40.54	\$67,876
47-3019	Construction Trades Helpers, All Other	61	\$21.38	\$13.94	\$18.43	\$29.43	\$44,467
49-9012	Control & Valve Installers & Repairers (Not Mech Door)	224	\$29.54	\$24.62	\$29.83	\$34.91	\$61,444
53-7011	Conveyor Operators & Tenders	236	\$18.21	\$13.62	\$16.18	\$24.23	\$37,871
35-2019	Cooks, All Other	45	\$13.31	\$9.49	\$10.66	\$14.11	\$27,702
35-2011	Cooks, Fast Food	3,872	\$10.27	\$9.42	\$9.71	\$11.00	\$21,357
35-2012	Cooks, Institution & Cafeteria	3,017	\$14.20	\$11.73	\$13.65	\$16.13	\$29,542
35-2014	Cooks, Restaurant	14,095	\$11.87	\$9.96	\$11.26	\$13.27	\$24,708
35-2015	Cooks, Short Order	703	\$11.29	\$10.01	\$10.90	\$11.78	\$23,492
51-9193	Cooling & Freezing Equipment Operators & Tenders		\$15.64	\$11.81	\$15.37	\$19.34	\$32,530
33-1011	Correctional Officer Supervisors	171	\$39.81	\$34.04	\$40.13	\$45.61	\$82,811
33-3012	Correctional Officers & Jailers	1,383	\$28.79	\$24.25	\$28.64	\$33.80	\$59,880
43-4021	Correspondence Clerks	76	\$16.71	\$15.55	\$16.90	\$18.24	\$34,757
13-1051	Cost Estimators	2,608	\$30.35	\$21.91	\$31.13	\$38.23	\$63,130
39-3092	Costume Attendants	12	\$20.99	\$14.84	\$18.29	\$27.29	\$43,664
21-1019	Counselors, All Other	211	\$25.93	\$20.21	\$26.00	\$31.38	\$53,933
41-2021	Counter & Rental Clerks	3,139	\$15.21	\$10.09	\$12.46	\$17.63	\$31,644
35-3022	Counter Attendants, Cafeteria/Concession & Coffee Shop	3,213	\$10.71	\$9.49	\$9.74	\$11.21	\$22,276
43-5021	Couriers & Messengers	487	\$16.70	\$13.95	\$16.88	\$19.59	\$34,737
43-4031	Court, Municipal & License Clerks	850	\$20.35	\$16.81	\$20.42	\$23.32	\$42,328
27-1012	Craft Artists	57					
53-7021	Crane & Tower Operators	253	\$27.14	\$20.61	\$23.07	\$31.77	\$56,436
13-2041	Credit Analysts	603	\$35.80	\$27.54	\$34.32	\$42.25	\$74,476
43-4041	Credit Authorizers, Checkers & Clerks	231	\$20.52	\$16.50	\$20.46	\$23.12	\$42,683
13-2071	Credit Counselors	494	\$23.58	\$17.92	\$21.95	\$27.08	\$49,056
25-1111	Criminal Justice & Law Enforcement Teachers, Postsecondary	47					\$68,747
33-9091	Crossing Guards	727	\$14.21	\$10.54	\$11.65	\$18.34	\$29,572
51-9021	Crush/Grind/Polishing Machine Setters/Operators & Tenders	240	\$18.33	\$15.05	\$18.05	\$21.24	\$38,118
25-4012	Curators	62	\$33.44	\$22.27	\$33.10	\$41.67	\$69,548
43-4051	Customer Service Representatives	19,317	\$17.67	\$13.65	\$16.90	\$20.77	\$36,746
51-4031	Cut/Punch/Press Mach Setters/Oprs/Tenders, Metal/Plastic	1,201	\$16.41	\$12.12	\$15.24	\$19.48	\$34,118
51-9031	Cutters & Trimmers, Hand	347	\$15.63	\$10.94	\$14.74	\$20.64	\$32,520
51-9032	Cutting & Slicing Machine Setters/Operators & Tenders	523	\$18.59	\$15.81	\$17.93	\$21.45	\$38,657
43-9021	Data Entry Keyers	1,825	\$14.50	\$12.26	\$14.03	\$16.46	\$30,160
15-1141	Database Administrators	859	\$42.79	\$33.65	\$44.32	\$53.33	\$89,006
41-9011	Demonstrators & Product Promoters	942	\$13.58	\$10.86	\$12.04	\$14.18	\$28,239
31-9091	Dental Assistants	3,080	\$20.80	\$17.29	\$20.14	\$24.16	\$43,265

SOC code	Portland-Vancouver-Hillsboro, OR-WA MSA Occupational title	Estimated employment	Average wage	Percentiles			Annual wage
				25th	50th	75th	
29-2021	Dental Hygienists	2,613	\$36.70	\$33.09	\$36.67	\$41.51	\$76,321
51-9081	Dental Laboratory Technicians	321	\$20.56	\$15.43	\$20.87	\$26.20	\$42,769
29-1029	Dentists, All Other Specialists						\$238,273
29-1021	Dentists, General	781	\$74.14	\$61.02	\$69.83	\$87.82	\$154,204
27-1029	Designers, All Other	111	\$29.26	\$12.21	\$29.58	\$35.65	\$60,858
43-9031	Desktop Publishers	91	\$21.81	\$15.91	\$18.80	\$25.62	\$45,362
33-3021	Detectives & Criminal Investigators	459	\$43.28	\$33.94	\$42.04	\$53.49	\$90,015
29-2032	Diagnostic Medical Sonographers	383	\$42.50	\$39.02	\$42.95	\$46.85	\$88,388
29-2051	Dietetic Technicians	183	\$15.69	\$10.69	\$15.24	\$20.81	\$32,630
29-1031	Dietitians & Nutritionists	347	\$32.51	\$28.18	\$33.08	\$36.85	\$67,622
35-9011	Dining Room & Cafeteria Attendants & Bartender Helpers	2,263	\$10.46	\$9.41	\$9.54	\$10.21	\$21,765
21-2021	Directors, Religious Activities & Education	1,013	\$19.76	\$9.44	\$15.55	\$23.55	\$41,106
35-9021	Dishwashers	3,625	\$10.17	\$9.43	\$9.58	\$10.49	\$21,152
43-5032	Dispatchers (Except Police, Fire & Ambulance)	2,071	\$19.25	\$13.29	\$17.18	\$22.48	\$40,034
41-9091	Door To Door Sales Workers, News/Street Vendors	86	\$12.71	\$9.89	\$10.56	\$16.61	\$26,437
17-3019	Drafters, All Other	297	\$29.25	\$22.44	\$28.62	\$36.57	\$60,838
51-4032	Drilling/Boring Machine Tool Setters/Oprs/Tenders	160	\$23.82	\$16.34	\$19.16	\$31.50	\$49,548
53-3031	Driver/Sales Workers	3,929	\$14.40	\$9.48	\$13.15	\$17.60	\$29,941
47-2081	Drywall & Ceiling Tile Installers	1,313	\$24.73	\$18.25	\$22.41	\$32.70	\$51,429
47-5021	Earth Drillers, Except Oil & Gas	38	\$23.07	\$18.71	\$24.37	\$27.63	\$48,004
25-1063	Economics Teachers, Postsecondary	49					\$96,814
19-3011	Economists	137	\$40.70	\$31.55	\$39.28	\$51.43	\$84,646
27-3041	Editors	453	\$22.62	\$15.13	\$21.12	\$27.93	\$47,058
11-9031	Educ Administrators, Preschool/Childcare Center/Program	444	\$20.14	\$15.68	\$18.68	\$22.50	\$41,887
11-9039	Education Administrators, All Other	425	\$35.41	\$25.40	\$30.61	\$39.54	\$73,645
11-9032	Education Administrators, Elementary & Secondary School	1,714					\$101,366
11-9033	Education Administrators, Postsecondary	892	\$47.38	\$29.58	\$41.89	\$57.89	\$98,558
25-1081	Education Teachers, Postsecondary	372					\$73,330
25-9099	Education, Training & Library Workers, All Other	2,685	\$22.25	\$13.51	\$19.45	\$27.77	\$46,267
21-1012	Educational, Guidance, Vocational & School Counselors	1,307	\$27.14	\$21.73	\$28.00	\$33.89	\$56,448
49-2092	Electric Motor, Power Tool & Related Repairers	112	\$15.83	\$9.69	\$15.51	\$18.90	\$32,928
51-2022	Electrical & Electronic Equipment Assemblers	2,779	\$15.72	\$12.83	\$15.33	\$18.05	\$32,693
17-3012	Electrical & Electronics Drafters	265	\$26.06	\$20.79	\$25.45	\$30.15	\$54,207
17-3023	Electrical & Electronics Engineering Technicians	2,746	\$29.38	\$23.40	\$28.54	\$34.62	\$61,132
17-2071	Electrical Engineers	1,502	\$43.55	\$31.96	\$41.28	\$52.37	\$90,598
49-9051	Electrical Power Line Installers & Repairers	321	\$42.28	\$40.54	\$41.70	\$45.78	\$87,932
49-2093	Electrical/Electronics Install/Repair, Transp Equip	76	\$36.75	\$29.44	\$40.59	\$43.66	\$76,443
49-2094	Electrical/Electronics Repairers, Comm & Industrial Equip	710	\$31.63	\$25.30	\$31.15	\$37.38	\$65,784
49-2095	Electrical/Electronics Repairers, Powerhouse/Relay	53	\$40.36	\$35.35	\$42.13	\$46.30	\$83,957
47-3013	Electrician Helpers	286	\$16.99	\$13.14	\$16.04	\$20.28	\$35,347
47-2111	Electricians	5,649	\$35.47	\$29.51	\$36.98	\$42.91	\$73,774
51-2023	Electromechanical Equipment Assemblers	337	\$15.74	\$12.01	\$15.00	\$18.06	\$32,723
17-3024	Electromechanical Technicians		\$26.90	\$21.32	\$26.54	\$30.87	\$55,961
49-2096	Electronic Equipment Installers & Repairers, Motor Vehicles		\$17.58	\$15.85	\$17.61	\$19.40	\$36,578
49-2097	Electronic Home Entertainment Equip Install/Repair		\$19.16	\$15.43	\$18.24	\$23.99	\$39,844
17-2072	Electronics Engineers, Except Computer	1,759	\$50.99	\$40.66	\$50.44	\$60.37	\$106,061
25-2021	Elementary School Teachers, Except Special Education	7,472					\$60,169
47-4021	Elevator Installers & Repairers		\$50.62	\$45.15	\$51.50	\$57.35	\$105,280
43-4061	Eligibility Interviewers, Government Programs	625	\$19.95	\$15.55	\$18.81	\$24.55	\$41,486
11-9161	Emergency Management Directors	45	\$40.31	\$31.20	\$40.57	\$47.36	\$83,835
29-2041	Emergency Medical Technicians & Paramedics	1,111	\$21.27	\$15.32	\$20.06	\$25.45	\$44,250
51-2031	Engine & Other Machine Assemblers	90	\$21.00	\$17.68	\$20.69	\$23.49	\$43,665
25-1032	Engineering Teachers, Postsecondary	146					\$108,485
17-3029	Engineering Technicians, Except Drafters, All Other	736	\$27.44	\$21.12	\$26.27	\$33.40	\$57,066
17-2199	Engineers, All Other	1,835	\$46.59	\$35.60	\$46.37	\$55.62	\$96,905
25-1123	English Language & Literature Teachers, Postsecondary	360					\$65,543
27-2099	Entertainers/Performers/Sports & Related Workers, All Other	93					
39-3099	Entertainment Attendants & Related Workers, All Other	36	\$11.45	\$9.43	\$9.56	\$12.96	\$23,819
17-3025	Environmental Engineering Technicians	144	\$30.44	\$24.36	\$31.26	\$36.51	\$63,312
17-2081	Environmental Engineers	528	\$40.75	\$29.17	\$40.03	\$48.85	\$84,768
19-4091	Environmental Science & Protection Techs (Inc Health)	203	\$26.09	\$22.67	\$26.51	\$29.56	\$54,278
25-1053	Environmental Science Teachers, Postsecondary	39					\$75,622

SOC code	Portland-Vancouver-Hillsboro, OR-WA MSA Occupational title	Estimated employment	Average wage	Percentiles			Annual wage
				25th	50th	75th	
19-2041	Environmental Scientists & Specialists (Inc Health)	791	\$36.36	\$30.10	\$36.90	\$42.22	\$75,632
51-9194	Etchers & Engravers	120	\$12.39	\$10.10	\$11.18	\$14.37	\$25,771
53-7032	Excavating & Loading Machine & Dragline Operators		\$32.04	\$31.26	\$34.00	\$36.73	\$66,633
43-6011	Executive Secretaries & Administrative Assistants	4,344	\$26.21	\$20.88	\$24.88	\$29.65	\$54,526
29-1128	Exercise Physiologists	39	\$28.18	\$25.21	\$28.09	\$31.24	\$58,618
51-9041	Extrude/Form/Press/Compact Mach Setters/Oprs/Tenders	731	\$13.61	\$10.36	\$12.46	\$16.00	\$28,306
51-4021	Extruding/Drawing Mach Setters/Oprs/Tenders, Metal/Plastic	527	\$17.08	\$13.55	\$16.80	\$20.26	\$35,522
51-6092	Fabric & Apparel Patternmakers	25	\$22.28	\$13.41	\$18.29	\$32.67	\$46,352
45-4021	Fallers	32	\$21.52	\$12.86	\$19.31	\$31.03	\$44,771
29-1062	Family & General Practitioners	854					\$180,081
25-9021	Farm & Home Management Advisors	45	\$23.56	\$16.45	\$19.61	\$32.15	\$49,025
49-3041	Farm Equipment Mechanics & Service Technicians	80	\$18.55	\$16.27	\$18.77	\$21.66	\$38,586
45-2092	Farm Workers & Laborers/Crop/Nursery & Greenhouse	1,344	\$10.89	\$9.42	\$9.97	\$11.60	\$22,669
45-2093	Farm Workers, Farm/Ranch/Aquacultural Animals	188	\$14.20	\$12.17	\$13.87	\$16.01	\$29,520
11-9013	Farmers, Ranchers, & Other Agricultural Managers	115	\$27.37	\$9.33	\$25.79	\$36.10	\$56,924
45-1011	Farming, Fishing & Forestry Worker Supervisors	120	\$24.57	\$14.95	\$22.54	\$34.00	\$51,125
27-1022	Fashion Designers	120	\$28.37	\$18.74	\$26.25	\$34.85	\$59,013
47-4031	Fence Erectors	233	\$15.85	\$11.21	\$16.25	\$19.77	\$32,965
51-2091	Fiberglass Laminators & Fabricators		\$16.72	\$13.54	\$15.84	\$18.72	\$34,779
43-4071	File Clerks	1,133	\$17.46	\$12.97	\$17.25	\$21.42	\$36,320
27-4032	Film & Video Editors	296	\$22.70	\$14.85	\$19.93	\$25.54	\$47,210
13-2051	Financial Analysts	2,014	\$45.95	\$31.43	\$38.67	\$49.70	\$95,577
43-3099	Financial Clerks, All Other	233	\$21.55	\$17.66	\$20.51	\$23.23	\$44,835
13-2061	Financial Examiners	307	\$38.90	\$25.71	\$35.43	\$46.64	\$80,905
11-3031	Financial Managers	4,743	\$53.73	\$36.84	\$48.57	\$63.70	\$111,760
13-2099	Financial Specialists, All Other	1,169	\$33.30	\$24.70	\$32.07	\$39.20	\$69,264
27-1013	Fine Artists, Including Painters, Sculptors & Illustrators	210	\$24.20	\$16.92	\$20.92	\$28.20	\$50,354
33-2011	Fire Fighters	1,659	\$33.37	\$30.56	\$34.50	\$38.63	\$69,424
33-1021	Fire Fighting & Prevention Worker Supervisors	594	\$44.58	\$40.63	\$44.79	\$49.49	\$92,733
33-2021	Fire Inspectors & Investigators	74	\$40.73	\$38.28	\$41.97	\$45.79	\$84,721
39-9031	Fitness Trainers & Aerobics Instructors	2,684	\$21.56	\$13.94	\$21.10	\$27.19	\$44,839
47-2042	Floor Layers, Except Carpet, Wood & Hard Tiles		\$21.97	\$12.46	\$19.23	\$27.27	\$45,693
27-1023	Floral Designers	559	\$11.66	\$9.40	\$10.45	\$13.30	\$24,264
51-3092	Food Batchmakers	1,347	\$13.91	\$10.51	\$12.80	\$15.88	\$28,937
51-3093	Food Cooking Machine Operators & Tenders	123	\$15.75	\$13.14	\$15.17	\$18.32	\$32,743
35-9099	Food Preparation & Serving Related Workers, All Other	743	\$13.03	\$10.67	\$12.94	\$14.60	\$27,099
35-1012	Food Preparation & Serving Worker Supervisors	6,248	\$15.19	\$11.36	\$13.63	\$18.12	\$31,606
35-2021	Food Preparation Workers	7,574	\$11.24	\$9.60	\$10.61	\$12.06	\$23,380
51-3099	Food Processing Workers, All Other	391	\$14.07	\$11.00	\$13.38	\$16.91	\$29,263
19-1012	Food Scientists & Technologists	130	\$31.66	\$21.90	\$32.85	\$41.19	\$65,847
35-3041	Food Servers, Nonrestaurant	1,614	\$11.78	\$9.54	\$10.60	\$13.34	\$24,494
11-9051	Food Service Managers	2,092	\$25.13	\$18.36	\$23.70	\$29.36	\$52,260
51-3091	Food/Tobacco Roasting/Baking/Drying Mach Oprs/Tenders	269	\$15.30	\$13.01	\$14.42	\$17.30	\$31,817
25-1124	Foreign Language & Literature Teachers, Postsecondary	383					\$55,809
19-4092	Forensic Science Technicians	133	\$30.79	\$27.02	\$30.77	\$35.23	\$64,042
19-4093	Forest & Conservation Technicians	169	\$20.50	\$14.53	\$18.76	\$24.86	\$42,648
19-1032	Foresters	80	\$32.25	\$26.24	\$28.97	\$35.12	\$67,084
51-4022	Forging Machine Setters/Operators & Tenders/Metal/Plastic	120	\$16.24	\$12.84	\$14.78	\$19.81	\$33,792
51-4071	Foundry Mold & Coremakers	197	\$17.94	\$14.29	\$18.43	\$21.80	\$37,334
13-1131	Fundraisers	611	\$24.51	\$17.72	\$23.03	\$30.78	\$50,982
39-4021	Funeral Attendants		\$10.61	\$9.67	\$10.57	\$11.43	\$22,072
11-9061	Funeral Service Managers		\$38.53	\$23.93	\$29.27	\$48.25	\$80,144
51-9051	Furnace/Kiln/Oven/Drier & Kettle Operators & Tenders	91	\$18.29	\$15.53	\$18.13	\$21.28	\$38,046
51-7021	Furniture Finishers	46	\$15.53	\$12.93	\$15.10	\$18.08	\$32,316
39-1011	Gaming Supervisors		\$18.97	\$16.06	\$17.53	\$19.01	\$39,454
11-1021	General & Operations Managers	17,519	\$52.57	\$30.25	\$44.08	\$65.94	\$109,346
19-3092	Geographers	32	\$39.97	\$33.77	\$40.47	\$47.14	\$83,135
25-1064	Geography Teachers, Postsecondary	24					\$63,180
19-2042	Geoscientists, Except Hydrologists & Geographers	267	\$37.53	\$27.26	\$35.51	\$46.72	\$78,045
47-2121	Glaziers		\$24.57	\$18.43	\$24.53	\$31.29	\$51,105
45-2041	Graders & Sorters, Agricultural Products	569	\$11.07	\$9.34	\$9.50	\$11.13	\$23,014
25-1191	Graduate Teaching Assistants	681					\$40,914

SOC code	Portland-Vancouver-Hillsboro, OR-WA MSA Occupational title	Estimated employment	Average wage	Percentiles			Annual wage
				25th	50th	75th	
27-1024	Graphic Designers	2,081	\$24.95	\$17.67	\$22.72	\$30.86	\$51,915
51-4033	Grind/Lap/Polish/Buff Machine Setters/Oprs/Tenders	803	\$19.55	\$15.48	\$19.25	\$22.36	\$40,683
51-9022	Grinding & Polishing Workers, Hand	456	\$13.19	\$10.14	\$12.67	\$14.97	\$27,430
37-3019	Grounds Maintenance Workers, All Other	450	\$19.85	\$17.70	\$21.10	\$23.49	\$41,303
39-5012	Hairdressers, Hairstylists & Cosmetologists	2,080	\$14.91	\$10.18	\$12.89	\$19.17	\$31,003
47-4041	Hazardous Materials Removal Workers	266	\$20.96	\$16.11	\$20.40	\$25.70	\$43,585
17-2111	Health & Safety Engineers, Except Mining	167	\$39.46	\$31.52	\$37.90	\$47.00	\$82,091
29-1199	Health Diagnosing & Treating Practitioners, All Other	511	\$31.40	\$20.64	\$31.77	\$41.51	\$65,310
21-1091	Health Educators	421	\$29.70	\$21.10	\$29.65	\$36.52	\$61,761
25-1071	Health Specialties Teachers, Postsecondary	1,887					\$154,326
29-2099	Health Technologists & Technicians, All Other	1,217	\$23.29	\$17.71	\$22.98	\$27.81	\$48,437
29-9099	Healthcare Practitioners & Technical Workers, All Other	397	\$32.10	\$18.44	\$30.46	\$42.85	\$66,760
21-1022	Healthcare Social Workers	795	\$30.99	\$24.82	\$30.55	\$36.70	\$64,448
31-9099	Healthcare Support Workers, All Other	943	\$20.00	\$16.66	\$18.89	\$22.50	\$41,599
29-2092	Hearing Aid Specialists	78	\$29.83	\$25.00	\$27.42	\$29.83	\$62,045
51-4191	Heat Treating Equip Setters/Oprs/Tenders, Metal/Plastic	227	\$17.13	\$13.77	\$16.62	\$19.98	\$35,634
49-9021	Heating/Air Cond/Refrigeration Mechanics & Installers	1,679	\$24.17	\$17.61	\$23.18	\$28.83	\$50,269
53-1021	Helper/Laborer & Material Mover (hand) Supervisors	1,095	\$22.16	\$16.86	\$20.26	\$26.74	\$46,096
47-4051	Highway Maintenance Workers	547	\$21.57	\$19.27	\$21.80	\$24.25	\$44,872
19-3093	Historians	24	\$36.96	\$32.65	\$37.72	\$42.40	\$76,869
25-1125	History Teachers, Postsecondary	97					\$83,632
53-7041	Hoist & Winch Operators	28	\$27.89	\$17.83	\$26.39	\$34.94	\$58,002
49-9031	Home Appliance Repairers	222	\$17.68	\$12.32	\$16.64	\$22.24	\$36,761
31-1011	Home Health Aides	2,458	\$12.16	\$10.34	\$11.35	\$13.34	\$25,291
35-9031	Hosts & Hostesses, Restaurant, Lounge & Coffee Shop	2,314	\$10.31	\$9.40	\$9.54	\$10.82	\$21,449
43-4081	Hotel, Motel & Resort Desk Clerks	1,157	\$10.90	\$9.96	\$10.78	\$11.60	\$22,671
37-1011	Housekeeping & Janitorial Worker Supervisors	969	\$19.15	\$14.02	\$19.11	\$22.91	\$39,821
13-1071	Human Resource Specialists	4,009	\$30.02	\$21.69	\$28.04	\$37.06	\$62,440
43-4161	Human Resources Assistants, Except Payroll & Timekeeping	915	\$20.13	\$16.51	\$19.93	\$23.37	\$41,881
11-3121	Human Resources Managers		\$49.74	\$32.18	\$45.59	\$61.95	\$103,455
19-2043	Hydrologists	130	\$44.40	\$37.12	\$44.05	\$50.97	\$92,352
17-2112	Industrial Engineers	3,288	\$47.40	\$39.65	\$48.75	\$56.03	\$98,608
49-9041	Industrial Machinery Mechanics	2,738	\$28.39	\$23.28	\$27.78	\$33.30	\$59,071
11-3051	Industrial Production Managers	1,813	\$45.83	\$33.63	\$42.38	\$53.92	\$95,343
53-7051	Industrial Truck & Tractor Operators	4,885	\$17.91	\$13.72	\$17.47	\$21.58	\$37,261
43-4199	Information & Record Clerks, All Other	3,721	\$17.49	\$13.41	\$17.22	\$21.29	\$36,381
15-1122	Information Security Analysts	363	\$42.96	\$33.61	\$42.09	\$49.93	\$89,371
51-9061	Inspectors, Testers, Sorters, Samplers & Weighers	3,425	\$19.64	\$14.10	\$18.07	\$23.04	\$40,866
49-9098	Installation, Maintenance & Repair Helpers	723	\$13.84	\$10.56	\$12.26	\$16.28	\$28,790
49-9099	Installation, Maintenance & Repair Workers, All Other	1,298	\$19.66	\$12.55	\$17.80	\$25.84	\$40,909
25-9031	Instructional Coordinators	735	\$36.19	\$27.06	\$33.77	\$41.11	\$75,267
47-2131	Insulation Workers, Floor, Ceiling & Wall		\$21.94	\$16.94	\$22.07	\$27.30	\$45,632
47-2132	Insulation Workers, Mechanical		\$37.59	\$31.63	\$41.11	\$45.32	\$78,172
13-1032	Insurance Appraisers, Auto Damage	52	\$32.63	\$29.25	\$33.09	\$36.34	\$67,865
43-9041	Insurance Claims & Policy Processing Clerks	1,685	\$19.07	\$15.99	\$18.49	\$21.94	\$39,669
41-3021	Insurance Sales Agents	2,971	\$33.20	\$18.12	\$30.20	\$38.98	\$69,041
13-2053	Insurance Underwriters	445	\$32.72	\$25.03	\$30.63	\$40.69	\$68,068
27-1025	Interior Designers	709	\$23.60	\$18.27	\$22.39	\$27.62	\$49,086
29-1063	Internists, General	472					\$217,182
27-3091	Interpreters & Translators	679	\$18.82	\$15.94	\$17.87	\$21.30	\$39,139
43-4111	Interviewers, Except Eligibility & Loan	1,410	\$17.73	\$15.66	\$17.84	\$20.63	\$36,878
37-2011	Janitors & Cleaners, Except Maids & Housekeeping	14,444	\$13.21	\$10.13	\$12.46	\$14.93	\$27,478
51-9071	Jewelers & Precious Stone & Metal Workers		\$27.31	\$17.93	\$28.39	\$35.32	\$56,805
23-1023	Judges, Magistrate Judges & Magistrates	163	\$55.26	\$56.36	\$56.37	\$56.37	\$114,944
23-1012	Judicial Law Clerks	12	\$19.75	\$17.89	\$20.20	\$22.00	\$41,086
25-2012	Kindergarten Teachers, Except Special Education	1,057					\$56,732
13-1075	Labor Relations Specialists	1,006	\$33.54	\$22.69	\$30.71	\$48.86	\$69,761
53-7062	Laborers & Freight, Stock & Material Movers, Hand	15,794	\$13.97	\$10.48	\$12.75	\$16.02	\$29,057
17-1012	Landscape Architects	328	\$28.58	\$22.83	\$26.77	\$31.83	\$59,459
37-3011	Landscaping & Groundskeeping Workers	5,689	\$14.70	\$11.19	\$13.44	\$16.86	\$30,574
37-1012	Landscaping/Lawn & Groundskeeping Worker Supervisors	645	\$23.86	\$18.72	\$22.16	\$28.02	\$49,621
51-4034	Lathe Tool Setters/Operators/Tenders, Metal/Plastic	214	\$24.36	\$17.30	\$23.29	\$28.79	\$50,657

SOC code	Portland-Vancouver-Hillsboro, OR-WA MSA Occupational title	Estimated employment	Average wage	Percentiles			Annual wage
				25th	50th	75th	
51-6011	Laundry & Dry-Cleaning Workers	972	\$11.68	\$9.75	\$10.83	\$12.06	\$24,316
23-1011	Lawyers	4,538	\$59.75	\$39.38	\$53.82	\$69.80	\$124,282
51-4192	Layout Workers, Metal & Plastic	20	\$27.02	\$18.20	\$26.51	\$30.02	\$56,204
43-6012	Legal Secretaries	2,001	\$23.95	\$18.05	\$24.65	\$29.50	\$49,827
23-2099	Legal Support Workers, All Other	227	\$30.13	\$22.34	\$26.68	\$32.93	\$62,663
11-1031	Legislators	42					\$81,209
25-4021	Librarians	865	\$28.96	\$24.25	\$29.26	\$34.65	\$60,230
43-4121	Library Assistants, Clerical	784	\$15.45	\$12.81	\$15.30	\$17.87	\$32,119
25-4031	Library Technicians	1,013	\$18.25	\$14.95	\$17.69	\$21.18	\$37,963
19-1099	Life Scientists, All Other	62	\$31.31	\$25.90	\$30.13	\$34.51	\$65,117
19-4099	Life, Physical & Social Science Technicians, All Other	648	\$22.89	\$17.21	\$21.55	\$27.64	\$47,596
33-9092	Lifeguards/Ski Patrol & Recreational Protective Svc Workers	729	\$10.96	\$9.73	\$10.68	\$11.63	\$22,808
43-4131	Loan Interviewers & Clerks	1,845	\$19.85	\$16.28	\$19.79	\$22.84	\$41,273
13-2072	Loan Officers	2,841	\$37.39	\$23.28	\$31.26	\$46.47	\$77,751
39-3093	Locker Room, Coatroom & Dressing Room Attendants	49	\$10.92	\$9.46	\$10.16	\$11.64	\$22,726
49-9094	Locksmiths & Safe Repairers	183	\$17.23	\$12.48	\$16.60	\$20.99	\$35,838
11-9081	Lodging Managers	140	\$22.80	\$16.59	\$19.37	\$25.05	\$47,433
45-4023	Log Graders & Scalers		\$23.11	\$20.53	\$22.98	\$26.08	\$48,044
45-4022	Logging Equipment Operators	280	\$20.80	\$19.49	\$21.22	\$22.95	\$43,281
45-4029	Logging Workers, All Other	180	\$17.61	\$16.13	\$17.31	\$18.48	\$36,623
13-1081	Logisticians		\$34.74	\$24.04	\$32.61	\$39.28	\$72,255
53-7063	Machine Feeders & Offbearers	1,045	\$12.80	\$9.64	\$11.12	\$15.55	\$26,617
51-4041	Machinists	2,780	\$23.32	\$18.06	\$23.05	\$28.10	\$48,489
29-2035	Magnetic Resonance Imaging Technologists	223	\$38.15	\$33.62	\$39.85	\$44.37	\$79,333
37-2012	Maids & Housekeeping Cleaners	5,036	\$12.20	\$9.63	\$11.18	\$14.38	\$25,383
43-9051	Mail Clerks & Mail Machine Oprs, Except Postal Service	612	\$15.34	\$12.70	\$14.79	\$17.98	\$31,916
49-9071	Maintenance & Repair Workers, General	7,563	\$20.61	\$15.02	\$19.66	\$25.75	\$42,856
49-9043	Maintenance Workers, Machinery	582	\$22.82	\$17.93	\$21.88	\$26.68	\$47,460
13-1111	Management Analysts	3,505	\$42.37	\$30.55	\$38.40	\$51.09	\$88,124
11-9199	Managers, All Other	4,842	\$46.47	\$33.51	\$44.06	\$56.77	\$96,662
39-5092	Manicurists & Pedicurists	1,241	\$11.56	\$9.40	\$9.60	\$13.20	\$24,034
17-2121	Marine Engineers & Naval Architects	10	\$43.31	\$33.77	\$39.83	\$46.65	\$90,091
13-1161	Market Research Analysts & Marketing Specialists	4,011	\$32.98	\$21.46	\$28.95	\$40.66	\$68,595
11-2021	Marketing Managers	3,247	\$53.48	\$36.04	\$49.87	\$67.82	\$111,222
21-1013	Marriage & Family Therapists	267	\$18.78	\$11.02	\$18.24	\$24.42	\$39,058
31-9011	Massage Therapists	1,518	\$23.65	\$14.87	\$25.11	\$31.14	\$49,182
53-7199	Material Moving Workers, All Other	451	\$19.30	\$13.74	\$18.71	\$23.39	\$40,128
17-2131	Materials Engineers	362	\$43.03	\$34.85	\$43.28	\$51.86	\$89,503
19-2032	Materials Scientists	32	\$43.57	\$39.10	\$45.34	\$53.83	\$90,618
25-1022	Mathematical Science Teachers, Postsecondary	254					\$80,428
51-3022	Meat, Poultry & Fish Cutters & Trimmers	270	\$12.45	\$9.50	\$10.87	\$14.19	\$25,883
17-3013	Mechanical Drafters	588	\$27.13	\$21.74	\$26.36	\$30.35	\$56,438
17-3027	Mechanical Engineering Technicians	441	\$23.33	\$17.29	\$21.30	\$27.96	\$48,529
17-2141	Mechanical Engineers	2,488	\$39.81	\$31.95	\$39.29	\$46.95	\$82,801
49-1011	Mechanics, Installers & Repairers Supervisors	2,814	\$32.30	\$25.82	\$32.49	\$37.85	\$67,194
27-4099	Media & Communication Equipment Workers, All Other	219	\$23.05	\$16.28	\$19.36	\$24.68	\$47,940
27-3099	Media & Communication Workers, All Other	442	\$26.45	\$16.70	\$25.88	\$31.96	\$55,038
29-2012	Medical & Clinical Laboratory Technicians	958	\$21.14	\$16.19	\$20.57	\$25.33	\$43,966
29-2011	Medical & Clinical Laboratory Technologists	1,361	\$30.89	\$26.09	\$32.54	\$36.88	\$64,245
11-9111	Medical & Health Services Managers	2,419	\$59.35	\$36.56	\$50.19	\$69.86	\$123,441
51-9082	Medical Appliance Technicians	116	\$23.46	\$16.10	\$22.14	\$31.51	\$48,805
31-9092	Medical Assistants	5,784	\$17.32	\$15.29	\$17.28	\$19.50	\$36,030
31-9093	Medical Equipment Preparers	788	\$19.33	\$16.43	\$19.76	\$22.43	\$40,220
49-9062	Medical Equipment Repairers	268	\$30.31	\$21.50	\$32.30	\$37.17	\$63,046
29-2071	Medical Records & Health Information Technicians	2,002	\$20.96	\$16.95	\$20.79	\$24.15	\$43,591
19-1042	Medical Scientists, Except Epidemiologists	1,054	\$37.07	\$24.13	\$30.50	\$44.27	\$77,112
43-6013	Medical Secretaries	7,428	\$18.19	\$15.13	\$17.67	\$21.10	\$37,822
31-9094	Medical Transcriptionists	428	\$19.94	\$16.31	\$20.44	\$23.48	\$41,477
13-1121	Meeting,Convention & Event Planners	726	\$22.23	\$17.48	\$21.65	\$26.45	\$46,227
21-1023	Mental Health & Substance Abuse Social Workers	816	\$21.56	\$15.40	\$18.73	\$25.69	\$44,848
21-1014	Mental Health Counselors	1,725	\$26.30	\$18.65	\$24.28	\$32.82	\$54,704
27-1026	Merchandise Displayers & Window Trimmers	590	\$15.78	\$10.51	\$13.15	\$19.48	\$32,812

SOC code	Portland-Vancouver-Hillsboro, OR-WA MSA Occupational title	Estimated employment	Average wage	Percentiles			Annual wage
				25th	50th	75th	
51-4199	Metal Workers & Plastic Workers, All Other	1,459	\$13.48	\$9.68	\$11.07	\$14.37	\$28,021
51-4051	Metal-Refining Furnace Operators & Tenders	133	\$18.94	\$14.86	\$17.91	\$22.57	\$39,390
43-5041	Meter Readers, Utilities	125	\$19.19	\$15.76	\$18.94	\$22.55	\$39,913
19-1022	Microbiologists	135	\$36.18	\$26.07	\$32.26	\$42.47	\$75,247
25-2022	Middle School Teachers (Except Special Ed & Vocational)	2,558					\$62,481
49-9044	Millwrights	695	\$25.32	\$20.61	\$24.24	\$29.48	\$52,672
51-9023	Mixing & Blending Machine Setters, Operators & Tenders	442	\$18.22	\$12.83	\$16.16	\$22.03	\$37,904
49-3042	Mobile Heavy Equipment Mechanics, Except Engines	761	\$23.93	\$19.88	\$24.47	\$28.09	\$49,772
51-4061	Model Makers, Metal & Plastic	31	\$28.97	\$25.06	\$31.45	\$35.26	\$60,245
41-9012	Models	111	\$17.59	\$16.33	\$17.61	\$18.91	\$36,600
51-4072	Mold/Coremaking/Casting Mach Set/Oprs/Tend, Metal & Plastic	1,159	\$15.84	\$12.31	\$15.02	\$18.58	\$32,947
51-9195	Molders, Shapers & Casters, Except Metal & Plastic	509	\$18.71	\$13.62	\$17.16	\$22.56	\$38,922
39-4031	Morticians, Undertakers & Funeral Directors	99	\$26.18	\$19.57	\$28.26	\$34.26	\$54,444
39-3021	Motion Picture Projectionists		\$13.00	\$9.54	\$9.84	\$12.28	\$27,038
53-3099	Motor Vehicle Operators, All Other	1,580	\$13.78	\$9.72	\$11.35	\$16.74	\$28,650
49-3051	Motorboat Mechanics & Service Technicians	124	\$20.22	\$14.84	\$21.25	\$24.84	\$42,055
53-5022	Motorboat Operators	23	\$27.70	\$26.41	\$28.29	\$29.15	\$57,636
49-3052	Motorcycle Mechanics	122	\$20.81	\$16.82	\$21.19	\$24.34	\$43,282
27-1014	Multimedia Artists & Animators	739	\$30.89	\$22.50	\$27.74	\$36.18	\$64,235
51-4081	Multiple Machine Tool Setters/Oprs/Tenders, Metal/Plastic	788	\$17.24	\$14.51	\$17.02	\$19.69	\$35,868
25-4013	Museum Technicians & Conservators	36	\$18.05	\$13.21	\$18.62	\$22.43	\$37,537
27-2041	Music Directors & Composers	340	\$19.69	\$11.38	\$19.45	\$22.96	\$40,944
49-9063	Musical Instrument Repairers & Tuners		\$15.13	\$10.24	\$13.26	\$17.60	\$31,478
27-2042	Musicians & Singers	750					
11-9121	Natural Sciences Managers	590	\$59.67	\$46.42	\$53.79	\$64.51	\$124,120
15-1142	Network & Computer Systems Administrators	2,584	\$35.43	\$26.24	\$34.82	\$44.19	\$73,695
43-4141	New Accounts Clerks	452	\$17.68	\$15.47	\$17.17	\$18.88	\$36,777
39-2021	Nonfarm Animal Caretakers	1,411	\$14.31	\$10.03	\$11.27	\$14.36	\$29,756
29-2033	Nuclear Medicine Technologists	81	\$40.62	\$36.39	\$41.42	\$45.49	\$84,484
29-1151	Nurse Anesthetists	119	\$75.86	\$61.57	\$80.89	\$88.75	\$157,784
29-1161	Nurse Midwives	42					
29-1171	Nurse Practitioners	850	\$55.46	\$48.88	\$55.50	\$62.37	\$115,359
29-2061	Nurses, Practical & Vocational (Licensed)	1,618	\$24.48	\$21.81	\$24.61	\$27.47	\$50,901
31-1014	Nursing Assistants	6,520	\$14.20	\$11.66	\$13.74	\$16.41	\$29,542
25-1072	Nursing Instructors & Teachers, Postsecondary	432					\$82,436
29-1064	Obstetricians & Gynecologists	213					\$232,179
29-9011	Occupational Health & Safety Specialists	514	\$33.21	\$26.92	\$32.32	\$39.28	\$69,072
29-9012	Occupational Health & Safety Technicians	78	\$26.38	\$18.23	\$25.24	\$33.36	\$54,876
29-1122	Occupational Therapists	698	\$38.56	\$34.06	\$39.42	\$44.04	\$80,215
31-2011	Occupational Therapy Assistants	122	\$27.01	\$24.62	\$27.17	\$29.73	\$56,171
43-1011	Office & Administrative Support Worker Supervisors	8,930	\$26.08	\$19.75	\$24.76	\$30.79	\$54,252
43-9199	Office & Administrative Support Workers, All Other		\$18.02	\$13.58	\$17.31	\$21.60	\$37,497
43-9061	Office Clerks, General	17,897	\$16.58	\$12.91	\$16.05	\$19.14	\$34,483
43-9071	Office Machine Operators, Except Computer	739	\$15.64	\$11.68	\$15.09	\$19.16	\$32,535
47-2073	Operating Engineers & Construction Equipment Operators	2,208	\$28.01	\$23.32	\$28.37	\$33.46	\$58,269
15-2031	Operations Research Analysts	721	\$35.83	\$28.66	\$34.65	\$41.71	\$74,527
51-9083	Ophthalmic Laboratory Technicians	319	\$16.66	\$12.92	\$16.49	\$20.40	\$34,667
29-2057	Ophthalmic Medical Technicians	103	\$22.78	\$19.54	\$23.16	\$26.86	\$47,383
29-2081	Opticians, Dispensing	524	\$17.37	\$13.54	\$16.39	\$20.52	\$36,128
29-1041	Optometrists	315	\$48.65	\$41.23	\$47.77	\$56.80	\$101,194
43-4151	Order Clerks		\$17.63	\$13.74	\$16.70	\$20.37	\$36,665
31-1015	Orderlies	214	\$16.25	\$13.85	\$15.96	\$18.09	\$33,803
29-1023	Orthodontists						\$229,218
29-2091	Orthotists & Prosthetists	76	\$36.84	\$28.31	\$34.64	\$43.89	\$76,615
49-3053	Outdoor Power Equipment & Other Small Engine Mechanics	238	\$17.03	\$13.50	\$16.54	\$19.62	\$35,422
51-9111	Packaging & Filling Machine Operators & Tenders	2,068	\$14.71	\$11.22	\$14.13	\$17.58	\$30,596
53-7064	Packers & Packagers, Hand	4,403	\$12.21	\$9.61	\$10.80	\$13.37	\$25,407
47-3014	Painter, Paperhanger, Plasterer & Stucco Mason Helpers	349	\$14.59	\$12.36	\$14.63	\$16.91	\$30,341
47-2141	Painters, Construction & Maintenance	1,995	\$17.94	\$14.56	\$17.46	\$20.91	\$37,313
51-9122	Painters, Transportation Equipment	571	\$27.23	\$17.11	\$23.60	\$35.08	\$56,642
51-9123	Painting, Coating & Decorating Workers	240	\$14.23	\$11.32	\$13.41	\$16.45	\$29,598
51-9196	Paper Goods Machine Setters, Operators & Tenders	809	\$21.50	\$15.50	\$21.43	\$26.88	\$44,713

SOC code	Portland-Vancouver-Hillsboro, OR-WA MSA Occupational title	Estimated employment	Average wage	Percentiles			Annual wage
				25th	50th	75th	
23-2011	Paralegals & Legal Assistants	2,186	\$28.55	\$23.41	\$28.70	\$33.97	\$59,378
33-3041	Parking Enforcement Workers	57	\$25.34	\$24.02	\$26.13	\$28.25	\$52,707
53-6021	Parking Lot Attendants	835	\$10.56	\$9.55	\$10.01	\$11.25	\$21,970
41-2022	Parts Salespersons	1,972	\$17.74	\$12.47	\$16.91	\$21.69	\$36,883
51-4062	Patternmakers, Metal & Plastic		\$24.70	\$20.51	\$26.49	\$29.65	\$51,370
47-2071	Paving, Surfacing & Tamping Equipment Operators	66	\$22.79	\$17.92	\$24.81	\$27.44	\$47,396
43-3051	Payroll & Timekeeping Clerks	1,186	\$21.41	\$17.75	\$21.21	\$24.21	\$44,530
29-1065	Pediatricians, General	430					\$179,047
39-9099	Personal Care & Service Workers, All Other		\$11.17	\$9.51	\$10.70	\$11.94	\$23,237
39-9021	Personal Care Aides	7,959	\$12.17	\$10.21	\$11.17	\$12.50	\$25,311
13-2052	Personal Financial Advisors	961	\$43.62	\$22.45	\$33.82	\$57.28	\$90,720
39-1021	Personal Service Worker Supervisors	1,160	\$17.61	\$13.19	\$16.03	\$20.64	\$36,623
37-2021	Pest Control Workers	204	\$19.73	\$15.63	\$18.18	\$24.39	\$41,027
37-3012	Pesticide Handlers, Sprayers & Applicators, Vegetation		\$18.73	\$14.59	\$17.85	\$22.23	\$38,963
51-8093	Petroleum Pump System/Refinery Operators & Gaugers	130	\$30.18	\$26.03	\$31.41	\$34.73	\$62,769
29-1051	Pharmacists	2,266	\$58.67	\$54.13	\$61.73	\$68.82	\$122,031
31-9095	Pharmacy Aides	51	\$15.44	\$12.57	\$14.75	\$18.68	\$32,117
29-2052	Pharmacy Technicians	2,912	\$18.31	\$15.79	\$18.19	\$21.15	\$38,095
25-1126	Philosophy & Religion Teachers, Postsecondary	167					\$70,096
31-9097	Phlebotomists	885	\$18.22	\$16.03	\$17.98	\$20.70	\$37,900
27-4021	Photographers	245	\$21.53	\$13.78	\$19.41	\$26.13	\$44,777
51-9151	Photographic Process Wrks & Processing Machine Oprs	112	\$17.59	\$11.77	\$15.47	\$21.59	\$36,571
19-2099	Physical Scientists, All Other	381	\$55.08	\$43.88	\$55.22	\$68.51	\$114,568
31-2022	Physical Therapist Aides	335	\$14.13	\$12.40	\$13.64	\$14.90	\$29,399
31-2021	Physical Therapist Assistants	293	\$26.09	\$22.69	\$26.20	\$29.27	\$54,260
29-1123	Physical Therapists	1,457	\$39.11	\$34.14	\$39.08	\$44.22	\$81,351
29-1071	Physician Assistants	603	\$53.17	\$44.70	\$52.19	\$60.49	\$110,604
29-1069	Physicians & Surgeons, All Other	3,809					\$194,530
19-2012	Physicists	52	\$67.15	\$36.70	\$67.18	\$86.04	\$139,674
25-1054	Physics Teachers, Postsecondary	67					\$89,381
47-2072	Pile-Driver Operators	14	\$32.07	\$25.64	\$32.32	\$38.78	\$66,711
47-3015	Pipelayer, Plumber, Pipefitter & Steamfitter Helpers	39	\$18.21	\$13.49	\$16.39	\$23.25	\$37,880
47-2151	Pipelayers	223	\$25.72	\$22.38	\$26.18	\$29.06	\$53,486
51-8099	Plant & System Operators, All Other	110	\$26.23	\$21.71	\$25.77	\$29.90	\$54,566
47-2161	Plasterers & Stucco Masons	281	\$18.69	\$15.10	\$17.34	\$20.59	\$38,873
51-4193	Plating/Coating Machine Setters/Oprs/Tenders, Metal/Plastic	317	\$19.51	\$16.32	\$18.08	\$21.28	\$40,581
47-2152	Plumbers, Pipefitters, & Steamfitters	3,705	\$37.18	\$29.27	\$37.71	\$45.99	\$77,341
29-1081	Podiatrists	33					\$140,637
33-1012	Police & Detective Supervisors	680	\$46.39	\$40.99	\$45.16	\$51.02	\$96,493
33-3051	Police & Sheriff's Patrol Officers	2,576	\$32.47	\$30.90	\$33.42	\$35.99	\$67,554
43-5031	Police, Fire & Ambulance Dispatchers	358	\$28.96	\$24.77	\$28.99	\$33.97	\$60,239
25-1065	Political Science Teachers, Postsecondary	88					\$86,573
43-5051	Postal Service Clerks	308	\$25.97	\$26.44	\$27.13	\$27.69	\$54,019
43-5052	Postal Service Mail Carriers	2,054	\$25.29	\$23.86	\$27.91	\$27.92	\$52,608
43-5053	Postal Svc Mail Sorters/Processors/Processing Mach Oprs	1,085	\$24.21	\$24.95	\$26.60	\$26.61	\$50,365
11-9131	Postmasters & Mail Superintendents	61	\$35.77	\$31.66	\$35.41	\$38.99	\$74,415
25-1199	Postsecondary Teachers, All Other						\$63,738
51-4052	Pourers & Casters, Metal		\$15.03	\$11.61	\$14.20	\$17.89	\$31,268
51-8012	Power Distributors & Dispatchers	180	\$46.75	\$41.06	\$45.47	\$54.44	\$97,243
51-8013	Power Plant Operators	83	\$36.49	\$31.73	\$36.44	\$43.06	\$75,899
49-9069	Precision Instrument & Equipment Repairers, All Other	372	\$29.10	\$23.09	\$30.43	\$34.38	\$60,542
51-5111	Prepress Technicians & Workers	359	\$22.13	\$16.77	\$21.14	\$28.23	\$46,036
25-2011	Preschool Teachers, Except Special Education	3,315	\$15.65	\$10.85	\$13.15	\$17.27	\$32,538
51-6021	Pressers, Textile, Garment & Related Materials	408	\$10.77	\$9.71	\$10.54	\$11.44	\$22,392
51-5113	Print Binding & Finishing Workers	511	\$15.44	\$11.92	\$14.74	\$18.17	\$32,112
51-5112	Printing Press Operators	1,476	\$19.42	\$13.75	\$17.80	\$25.13	\$40,408
33-9021	Private Detectives & Investigators	134	\$19.47	\$14.38	\$17.94	\$22.51	\$40,486
21-1092	Probation Officers & Correctional Treatment Specialists	604	\$29.78	\$26.18	\$30.06	\$33.99	\$61,943
43-3061	Procurement Clerks	514	\$18.53	\$15.52	\$19.51	\$22.52	\$38,543
27-2012	Producers & Directors	788	\$36.02	\$21.38	\$27.77	\$44.82	\$74,912
51-1011	Production & Operating Worker Supervisors	3,938	\$28.85	\$21.78	\$27.47	\$35.15	\$59,991
51-9198	Production Worker Helpers	2,271	\$14.45	\$11.19	\$13.90	\$17.29	\$30,056

SOC code	Portland-Vancouver-Hillsboro, OR-WA MSA Occupational title	Estimated employment	Average wage	Percentiles			Annual wage
				25th	50th	75th	
51-9199	Production Workers, All Other	5,161	\$15.64	\$10.72	\$13.71	\$19.45	\$32,540
43-5061	Production, Planning & Expediting Clerks	2,374	\$23.04	\$17.95	\$22.10	\$27.60	\$47,909
43-9081	Proofreaders & Copy Markers	67					
11-9141	Property, Real Estate & Community Association Managers	1,742	\$34.43	\$22.30	\$28.05	\$40.23	\$71,627
33-1099	Protective Service Worker Supervisors, All Other	634	\$24.99	\$21.35	\$25.08	\$28.57	\$51,981
33-9099	Protective Service Workers, All Other	820	\$17.92	\$13.68	\$16.74	\$21.62	\$37,267
31-1013	Psychiatric Aides	363	\$16.76	\$14.61	\$16.35	\$18.71	\$34,855
29-2053	Psychiatric Technicians	192	\$15.37	\$11.94	\$14.57	\$17.96	\$31,970
29-1066	Psychiatrists	311					\$208,776
19-3039	Psychologists, All Other	91	\$41.03	\$35.71	\$45.29	\$48.13	\$85,336
25-1066	Psychology Teachers, Postsecondary	177					\$93,650
27-3012	Public Address System & Other Announcers		\$11.65	\$10.24	\$10.93	\$11.63	\$24,234
11-2031	Public Relations & Fundraising Managers	957	\$41.70	\$30.88	\$38.18	\$50.05	\$86,745
27-3031	Public Relations Specialists	1,555	\$29.23	\$19.22	\$26.97	\$36.92	\$60,798
53-7072	Pump Operators, Except Wellhead Pumpers		\$30.38	\$24.98	\$32.91	\$36.29	\$63,187
13-1023	Purchasing Agents, Except Wholesale/Retail/Farm Products	2,606	\$29.65	\$22.94	\$28.49	\$35.57	\$61,659
11-3061	Purchasing Managers		\$46.57	\$34.31	\$43.96	\$59.07	\$96,875
29-1124	Radiation Therapists	114	\$45.47	\$40.32	\$44.54	\$49.26	\$94,563
27-3011	Radio & Television Announcers	159	\$35.53	\$14.47	\$22.52	\$42.34	\$73,898
49-2021	Radio, Cellular & Tower Equipment Installers/Repairers	61	\$24.68	\$16.74	\$21.31	\$33.69	\$51,344
29-2034	Radiologic Technologists	1,114	\$33.21	\$28.08	\$33.18	\$38.03	\$69,072
49-3043	Rail Car Repairers		\$22.73	\$17.33	\$23.20	\$27.99	\$47,277
47-4061	Rail Track Laying & Maintenance Equipment Operators		\$31.42	\$29.13	\$32.00	\$34.90	\$65,363
41-9021	Real Estate Brokers	364	\$43.83	\$22.40	\$35.41	\$67.76	\$91,171
41-9022	Real Estate Sales Agents	957	\$21.56	\$11.79	\$15.99	\$26.58	\$44,857
43-4171	Receptionists & Information Clerks	6,259	\$14.26	\$11.60	\$13.69	\$16.34	\$29,653
25-1193	Recreation & Fitness Studies Teachers, Postsecondary	113					\$67,510
39-9032	Recreation Workers	3,282					
29-1125	Recreational Therapists	70	\$25.24	\$21.66	\$25.15	\$28.69	\$52,493
49-3092	Recreational Vehicle Service Technicians		\$18.89	\$15.93	\$18.14	\$21.67	\$39,296
49-9045	Refractory Materials Repairers, Except Brickmasons	33	\$20.40	\$16.54	\$20.47	\$24.11	\$42,430
53-7081	Refuse & Recyclable Material Collectors	819	\$21.37	\$19.72	\$21.94	\$24.24	\$44,459
29-1141	Registered Nurses	18,653	\$41.65	\$35.52	\$42.11	\$47.79	\$86,644
21-1015	Rehabilitation Counselors	828	\$18.28	\$12.35	\$16.42	\$21.45	\$38,034
21-2099	Religious Workers, All Other		\$13.67	\$9.52	\$13.23	\$14.70	\$28,422
27-3022	Reporters & Correspondents	202	\$22.78	\$14.30	\$18.31	\$29.19	\$47,383
43-4181	Reservation/Transportation Ticket Agents/Travel Clerks	524	\$19.33	\$15.16	\$19.71	\$22.90	\$40,207
39-9041	Residential Advisors	476	\$16.63	\$12.87	\$16.20	\$18.91	\$34,579
29-1126	Respiratory Therapists	592	\$32.18	\$28.46	\$32.57	\$36.06	\$66,942
41-2031	Retail Salespersons	35,677	\$13.66	\$10.25	\$11.89	\$15.05	\$28,417
49-9096	Riggers	172	\$24.59	\$17.07	\$20.78	\$31.55	\$51,151
51-4023	Rolling Machine Setters/Operators & Tenders/Metal & Plastic	75	\$23.14	\$17.68	\$23.99	\$27.58	\$48,123
47-3016	Roofer Helpers		\$20.99	\$16.97	\$18.89	\$25.85	\$43,656
47-2181	Roofers	1,366	\$20.89	\$14.54	\$20.02	\$27.05	\$43,444
53-5011	Sailors & Marine Oilers	236	\$26.62	\$25.03	\$27.45	\$29.88	\$55,368
41-9099	Sales & Related Workers, All Other		\$17.83	\$11.43	\$13.87	\$20.87	\$37,103
41-9031	Sales Engineers	901	\$57.38	\$40.12	\$57.00	\$71.89	\$119,347
11-2022	Sales Managers	4,180	\$57.29	\$35.83	\$51.69	\$71.79	\$119,172
41-3099	Sales Reps, Services, All Other	5,877	\$31.56	\$17.74	\$26.17	\$38.68	\$65,636
41-4012	Sales Reps/Wholesale/Mfg, Except Tech/Science Products	12,620	\$34.24	\$21.00	\$29.27	\$41.89	\$71,210
41-4011	Sales Reps/Wholesale/Mfg, Tech/Scientific Products	3,626	\$40.60	\$24.31	\$33.59	\$53.30	\$84,444
41-1012	Sales Worker Supervisors, Non-Retail	1,472	\$35.41	\$21.60	\$30.22	\$45.94	\$73,651
41-1011	Sales Worker Supervisors, Retail	7,901	\$20.14	\$15.57	\$18.75	\$23.41	\$41,881
51-7041	Sawing Machine Setters/Operators & Tenders, Wood	487	\$15.83	\$12.69	\$15.75	\$18.66	\$32,927
25-2031	Secondary School Teachers, Except Spec/Voc/Tech Educ	5,085					\$60,260
43-6014	Secretaries & Admin Assts, Except Legal/Medical & Exec	14,834	\$17.88	\$14.17	\$17.52	\$21.35	\$37,193
41-3031	Securities, Commodities & Financial Services Sales Agents	2,500	\$40.42	\$17.48	\$24.61	\$46.33	\$84,077
49-2098	Security & Fire Alarm Systems Installers	553	\$22.77	\$19.83	\$22.11	\$25.55	\$47,348
33-9032	Security Guards	5,546	\$15.52	\$10.80	\$14.50	\$18.98	\$32,280
25-3021	Self-Enrichment Education Teachers	1,614	\$20.10	\$14.04	\$18.81	\$23.56	\$41,796
51-9141	Semiconductor Processors	3,694	\$17.07	\$13.75	\$16.65	\$19.35	\$35,512
51-9012	Separating & Filtering Machine Setters/Operators/Tenders	507	\$17.64	\$12.98	\$14.69	\$21.05	\$36,703



SOC code	Portland-Vancouver-Hillsboro, OR-WA MSA Occupational title	Estimated employment	Average wage	Percentiles			Annual wage
				25th	50th	75th	
47-4071	Septic Tank Servicers & Sewer Pipe Cleaners	299	\$21.08	\$17.05	\$21.04	\$23.99	\$43,839
27-1027	Set & Exhibit Designers	100	\$26.36	\$21.24	\$26.28	\$29.61	\$54,846
51-6051	Sewers, Hand	34	\$10.65	\$9.52	\$9.74	\$11.37	\$22,148
51-6031	Sewing Machine Operators	622	\$13.56	\$10.35	\$12.56	\$16.44	\$28,194
47-2211	Sheet Metal Workers	2,300	\$27.16	\$18.38	\$26.61	\$36.17	\$56,486
53-5031	Ship Engineers		\$31.38	\$24.75	\$29.53	\$40.45	\$65,281
43-5071	Shipping, Receiving & Traffic Clerks	5,129	\$15.76	\$12.50	\$15.12	\$18.31	\$32,789
39-5094	Skincare Specialists	684	\$26.09	\$12.62	\$27.67	\$36.26	\$54,260
51-3023	Slaughterers & Meat Packers	153	\$15.64	\$12.55	\$14.89	\$17.83	\$32,540
11-9151	Social & Community Service Managers	1,543	\$31.77	\$23.14	\$29.06	\$37.18	\$66,080
21-1093	Social & Human Service Assistants	4,272	\$15.25	\$11.52	\$14.43	\$17.92	\$31,727
19-4061	Social Science Research Assistants	210	\$25.32	\$17.86	\$23.34	\$29.32	\$52,666
25-1069	Social Sciences Teachers, Postsecondary, All Other	52					\$113,291
19-3099	Social Scientists & Related Workers, All Other	185	\$37.82	\$29.80	\$36.90	\$44.08	\$78,664
21-1029	Social Workers, All Other	1,145	\$24.17	\$17.99	\$24.37	\$29.08	\$50,273
25-1067	Sociology Teachers, Postsecondary	70					\$74,922
15-1132	Software Developers, Applications	6,548	\$44.35	\$35.76	\$44.56	\$53.36	\$92,251
15-1133	Software Developers, Systems Software	4,688	\$49.77	\$40.01	\$49.61	\$58.86	\$103,516
19-1013	Soil & Plant Scientists	180	\$25.29	\$11.73	\$28.38	\$33.12	\$52,595
47-2231	Solar Photovoltaic Installers		\$18.96	\$16.41	\$17.97	\$20.69	\$39,431
27-4014	Sound Engineering Technicians	82	\$24.20	\$14.69	\$20.56	\$31.89	\$50,333
25-2052	Special Ed Teachers, Kindergarten & Elementary School	733					\$64,123
25-2059	Special Education Teachers, All Other	623					\$80,935
25-2053	Special Education Teachers, Middle School	232					\$62,826
25-2051	Special Education Teachers, Preschool						\$72,073
25-2054	Special Education Teachers, Secondary School	664					\$61,964
29-1127	Speech-Language Pathologists	778	\$37.37	\$31.33	\$36.73	\$42.85	\$77,751
51-8021	Stationary Engineers & Boiler Operators	156	\$31.39	\$28.29	\$32.35	\$35.61	\$65,294
43-9111	Statistical Assistants	174	\$22.21	\$19.73	\$21.97	\$24.75	\$46,215
15-2041	Statisticians	299	\$34.22	\$26.63	\$32.92	\$40.26	\$71,170
43-5081	Stock Clerks & Order Fillers	12,487	\$14.62	\$11.19	\$13.79	\$17.22	\$30,424
47-2221	Structural Iron & Steel Workers		\$27.78	\$19.12	\$27.97	\$36.69	\$57,773
51-2041	Structural Metal Fabricators & Fitters	872	\$19.72	\$16.05	\$19.71	\$22.77	\$41,008
21-1011	Substance Abuse & Behavioral Disorder Counselors	639	\$24.12	\$16.90	\$21.70	\$28.73	\$50,171
25-3098	Substitute Teachers	8,752	\$20.85	\$19.84	\$21.26	\$22.68	\$43,367
29-1067	Surgeons	292					
29-2055	Surgical Technologists	633	\$24.86	\$21.65	\$24.92	\$28.03	\$51,712
19-3022	Survey Researchers	90	\$31.78	\$21.37	\$31.52	\$37.48	\$66,090
17-3031	Surveying & Mapping Technicians	593	\$24.46	\$20.74	\$23.29	\$28.12	\$50,881
17-1022	Surveyors	331	\$34.63	\$27.78	\$33.84	\$40.52	\$72,022
43-2011	Switchboard Operators, Including Answering Service	866	\$14.13	\$11.08	\$13.20	\$16.83	\$29,379
51-6052	Tailors, Dressmakers & Custom Sewers	144	\$17.10	\$12.37	\$16.89	\$20.69	\$35,573
53-7121	Tank Car, Truck & Ship Loaders	265	\$24.87	\$16.89	\$25.23	\$29.34	\$51,719
47-2082	Tapers	249	\$25.70	\$18.01	\$24.45	\$34.04	\$53,456
13-2081	Tax Examiners, Collectors & Revenue Agents	275	\$29.70	\$22.81	\$25.68	\$34.91	\$61,781
13-2082	Tax Preparers	719	\$19.49	\$13.91	\$16.96	\$24.45	\$40,538
53-3041	Taxi Drivers & Chauffeurs	893	\$11.41	\$9.52	\$10.33	\$12.06	\$23,719
25-9041	Teacher Assistants	9,305					\$30,571
25-3097	Teachers & Instructors, All Other, Exc Substitute Teachers	2,350					\$42,303
51-2092	Team Assemblers	3,272	\$14.54	\$10.97	\$13.43	\$17.25	\$30,250
27-3042	Technical Writers	498	\$37.60	\$27.40	\$37.99	\$48.85	\$78,207
49-2022	Telecom Equip Installers/Repairers, Except Line	1,598	\$30.56	\$26.97	\$31.92	\$35.27	\$63,564
49-9052	Telecommunications Line Installers & Repairers	517	\$21.09	\$14.58	\$18.74	\$27.31	\$43,880
41-9041	Telemarketers	1,479	\$13.19	\$10.38	\$11.92	\$14.55	\$27,453
43-3071	Tellers	3,081	\$13.59	\$11.66	\$13.38	\$15.06	\$28,273
51-6061	Textile Bleaching/Dyeing Machine Operators & Tenders	35	\$16.24	\$15.52	\$16.78	\$18.05	\$33,792
51-6062	Textile Cutting Machine Setters, Operators & Tenders	41	\$12.20	\$10.58	\$11.64	\$13.66	\$25,385
51-6099	Textile, Apparel & Furnishings Workers, All Other	50	\$12.45	\$10.57	\$11.67	\$13.79	\$25,883
29-1129	Therapists, All Other	73	\$34.68	\$27.65	\$34.05	\$41.49	\$72,134
47-2044	Tile & Marble Setters		\$16.23	\$12.84	\$15.25	\$19.01	\$33,756
49-3093	Tire Repairers & Changers	1,026	\$14.15	\$10.86	\$13.77	\$17.04	\$29,429
23-2093	Title Examiners, Abstractors, & Searchers	211	\$25.54	\$19.28	\$22.98	\$29.80	\$53,122

SOC code	Portland-Vancouver-Hillsboro, OR-WA MSA Occupational title	Estimated employment	Average wage	Percentiles			Annual wage
				25th	50th	75th	
51-4111	Tool & Die Makers	302	\$27.64	\$23.04	\$26.97	\$30.53	\$57,507
51-4194	Tool Grinders, Filers & Sharpeners	323	\$23.14	\$17.53	\$22.28	\$27.17	\$48,113
39-7011	Tour Guides & Escorts	336	\$12.13	\$10.15	\$11.74	\$13.69	\$25,219
53-6041	Traffic Technicians	42	\$26.91	\$22.50	\$26.83	\$29.67	\$55,968
11-3131	Training & Development Managers	279	\$49.60	\$37.35	\$49.51	\$60.47	\$103,181
13-1151	Training & Development Specialists	1,991	\$30.19	\$21.43	\$28.91	\$36.82	\$62,785
33-3052	Transit & Railroad Police	10	\$34.75	\$32.99	\$35.07	\$37.16	\$72,275
53-6051	Transportation Inspectors	186	\$39.26	\$26.76	\$38.60	\$53.25	\$81,660
33-9093	Transportation Security Screeners	419	\$19.24	\$17.84	\$18.75	\$20.55	\$40,026
11-3071	Transportation, Storage & Distribution Managers	1,236	\$45.08	\$32.23	\$40.95	\$54.77	\$93,762
53-1031	Transportation/Material Moving Vehicle Operator Supervisors	1,456	\$27.45	\$18.97	\$25.70	\$34.03	\$57,107
41-3041	Travel Agents	580	\$20.51	\$14.29	\$18.34	\$26.24	\$42,646
39-7012	Travel Guides	24	\$18.23	\$14.15	\$19.63	\$22.05	\$37,931
53-3032	Truck Drivers, Heavy & Tractor-Trailer	11,162	\$20.21	\$16.89	\$19.28	\$22.67	\$42,030
53-3033	Truck Drivers, Light or Delivery Services	5,272	\$17.22	\$11.88	\$14.82	\$20.48	\$35,828
27-2023	Umpires, Referees & Other Sports Officials	232					\$24,670
51-6093	Upholsterers	162	\$16.20	\$12.23	\$14.98	\$20.28	\$33,710
19-3051	Urban & Regional Planners	628	\$39.77	\$33.24	\$38.44	\$46.25	\$82,709
39-3031	Ushers, Lobby Attendants & Ticket Takers	755	\$10.74	\$9.48	\$9.71	\$11.65	\$22,348
29-1131	Veterinarians	676	\$41.03	\$30.84	\$36.92	\$46.05	\$85,325
31-9096	Veterinary Assistants & Laboratory Animal Caretakers	1,001	\$12.32	\$9.71	\$12.45	\$14.03	\$25,628
29-2056	Veterinary Technologists & Technicians	784	\$16.85	\$14.63	\$16.94	\$18.90	\$35,063
25-1194	Vocational Education Teachers, Postsecondary	1,030	\$30.66	\$17.82	\$23.43	\$42.66	\$63,789
35-3031	Waiters & Waitresses	17,348	\$11.70	\$9.41	\$9.54	\$11.07	\$24,330
51-8031	Water & Wastewater Treatment Plant & System Operators	407	\$26.78	\$22.81	\$27.42	\$32.13	\$55,695
15-1134	Web Developers	2,479	\$34.72	\$22.99	\$31.85	\$41.50	\$72,205
43-5111	Weighers/Measurers/Checkers & Samplers, Recordkeeping	408	\$15.23	\$10.94	\$13.29	\$17.99	\$31,683
51-4121	Welders, Cutters, Solderers & Brazers	3,374	\$20.50	\$17.21	\$20.55	\$23.38	\$42,647
51-4122	Welding/Soldering/Brazing Mach Setters/Operators & Tenders	214	\$18.26	\$15.51	\$18.01	\$21.26	\$37,985
13-1022	Wholesale & Retail Buyers, Except Farm Products	1,657	\$26.24	\$18.92	\$25.46	\$32.09	\$54,592
51-7099	Woodworkers, All Other	85	\$13.02	\$10.22	\$11.71	\$15.10	\$27,084
51-7042	Woodworking Mach Setters/Oprs & Tenders, Except Sawing	680	\$15.87	\$12.57	\$14.68	\$18.51	\$33,008
43-9022	Word Processors & Typists	200	\$19.32	\$14.69	\$17.48	\$23.57	\$40,197
27-3043	Writers & Authors	572	\$33.85	\$21.14	\$32.06	\$42.30	\$70,390
19-1023	Zoologists & Wildlife Biologists	405	\$35.08	\$27.08	\$33.22	\$43.75	\$72,985

**Seattle-Bellevue-Everett, WA MD**  
**2015 Occupational Employment**  
**and Wage Estimates**  
Includes King and Snohomish counties



SOC code	Seattle-Bellevue-Everett, WA MD Occupational title	Estimated employment	Average wage	Percentiles			Annual wage
				25th	50th	75th	
13-2011	Accountants & Auditors	15,904	\$37.85	\$26.99	\$34.46	\$45.17	\$78,725
27-2011	Actors	245					
15-2011	Actuaries	449	\$48.67	\$37.23	\$45.31	\$58.54	\$101,245
23-1021	Admin Law Judges, Adjudicators & Hearing Officers	140	\$48.59	\$39.83	\$45.85	\$52.49	\$101,072
11-3011	Administrative Services Managers	2,795	\$49.33	\$36.01	\$46.29	\$59.21	\$102,614
25-3011	Adult Literacy, Remedial Ed, GED Teachers/Instructors	3,194	\$27.20	\$23.10	\$27.71	\$32.48	\$56,590
11-2011	Advertising & Promotions Managers	518	\$57.94	\$41.87	\$54.82	\$66.47	\$120,500
41-3011	Advertising Sales Agents	1,572	\$26.73	\$17.17	\$21.87	\$32.96	\$55,597
17-2011	Aerospace Engineers	8,397					
13-1011	Agents/Business Mgrs of Artists, Performers, Athletes	19	\$18.42	\$16.30	\$17.71	\$19.11	\$38,318
19-4011	Agricultural & Food Science Technicians	29	\$19.07	\$15.68	\$18.79	\$23.45	\$39,666
45-2011	Agricultural Inspectors	74	\$29.75	\$25.57	\$29.88	\$34.42	\$61,887
45-2099	Agricultural Workers, All Other		\$22.70	\$17.10	\$24.54	\$27.84	\$47,203
53-2021	Air Traffic Controllers	585	\$57.59	\$45.82	\$58.24	\$73.17	\$119,795
53-1011	Aircraft Cargo Handling Supervisors	165	\$19.33	\$16.78	\$18.33	\$21.29	\$40,200
49-3011	Aircraft Mechanics & Service Technicians	3,398					
53-2022	Airfield Operations Specialists		\$26.87	\$16.14	\$19.11	\$34.00	\$55,897
53-2011	Airline Pilots, Copilots & Flight Engineers	1,913					
53-3011	Ambulance Drivers/Attendants (Not EMTs)	792	\$16.56	\$14.17	\$16.55	\$18.69	\$34,445
39-3091	Amusement & Recreation Attendants	1,896	\$11.62	\$9.78	\$10.85	\$11.92	\$24,177
29-1061	Anesthesiologists						
33-9011	Animal Control Workers	58	\$28.57	\$25.85	\$28.05	\$30.92	\$59,420
19-1011	Animal Scientists		\$35.45	\$31.06	\$37.89	\$43.62	\$73,736
39-2011	Animal Trainers	98	\$13.00	\$10.80	\$11.99	\$14.57	\$27,038
19-3091	Anthropologists & Archeologists	45	\$33.41	\$24.14	\$33.17	\$39.77	\$69,487
25-1061	Anthropology & Archeology Teachers, Postsecondary	96					\$75,936
13-2021	Appraisers & Assessors of Real Estate		\$36.73	\$31.35	\$35.97	\$41.98	\$76,392
23-1022	Arbitrators, Mediators, & Conciliators	74	\$41.64	\$32.23	\$38.55	\$46.72	\$86,613
17-1011	Architects, Except Landscape & Naval	2,277	\$37.05	\$27.58	\$34.57	\$44.87	\$77,062
17-3011	Architectural & Civil Drafters	1,017	\$27.76	\$22.24	\$27.97	\$33.61	\$57,756
11-9041	Architectural & Engineering Managers	3,415	\$71.03	\$58.39	\$70.32	\$84.38	\$147,735
25-4011	Archivists	259	\$30.41	\$21.89	\$27.20	\$39.65	\$63,251
25-1062	Area, Ethnic & Cultural Studies Teachers, Postsecondary	129					\$71,424
27-1011	Art Directors	563	\$51.31	\$40.54	\$47.99	\$58.14	\$106,730
25-1121	Art, Drama & Music Teachers Postsecondary	747					\$68,504
27-1019	Artists & Related Workers, All Other	42	\$28.79	\$18.10	\$29.34	\$35.98	\$59,875
51-2099	Artists & Related Workers, All Other	2,956	\$15.41	\$11.43	\$14.05	\$17.52	\$32,062
27-2021	Athletes & Sports Competitors	300					\$109,336
29-9091	Athletic Trainers	116					\$51,814
19-2021	Atmospheric & Space Scientists	131	\$41.72	\$30.70	\$41.63	\$49.79	\$86,786
25-1051	Atmospheric/Earth/Marine/Space Sci Teachers, Postsec	220					\$94,502
27-4011	Audio & Video Equipment Technicians	673	\$24.99	\$17.08	\$22.93	\$33.08	\$51,976
29-1181	Audiologists	193	\$38.06	\$33.00	\$36.59	\$42.59	\$79,181
25-9011	Audio-Visual & Multimedia Collections Specialists	34	\$22.45	\$18.46	\$21.40	\$24.90	\$46,703
53-6031	Automotive & Watercraft Service Attendants	1,137	\$12.76	\$10.45	\$11.63	\$13.97	\$26,535
49-3021	Automotive Body & Related Repairers	729	\$27.23	\$18.22	\$23.13	\$33.64	\$56,627
49-3022	Automotive Glass Installers & Repairers	451	\$18.25	\$13.34	\$15.02	\$22.27	\$37,958
49-3023	Automotive Service Technicians & Mechanics	5,044	\$22.58	\$16.60	\$21.78	\$27.60	\$46,963
39-6011	Baggage Porters & Bellhops	283	\$11.82	\$9.67	\$10.64	\$11.92	\$24,586
33-3011	Bailiffs	102	\$27.17	\$23.83	\$28.25	\$32.74	\$56,518
51-3011	Bakers	3,195	\$13.66	\$9.85	\$12.43	\$16.39	\$28,418
39-5011	Barbers		\$12.48	\$9.60	\$9.73	\$12.64	\$25,955
35-3011	Bartenders	6,447	\$16.26	\$10.39	\$13.97	\$20.00	\$33,823
49-3091	Bicycle Repairers	94	\$13.88	\$11.42	\$13.44	\$15.90	\$28,871
43-3011	Bill & Account Collectors	2,764	\$17.94	\$13.80	\$17.65	\$21.47	\$37,325

SOC code	Seattle-Bellevue-Everett, WA MD Occupational title	Estimated employment	Average wage	Percentiles			Annual wage
				25th	50th	75th	
43-3021	Billing & Posting Clerks & Machine Operators	5,303	\$20.06	\$16.57	\$20.10	\$23.27	\$41,729
19-1021	Biochemists & Biophysicists	300	\$41.12	\$24.78	\$38.69	\$53.38	\$85,528
25-1042	Biological Science Teachers, Postsecondary	598					\$92,606
19-1029	Biological Scientists, All Other	657	\$37.74	\$25.36	\$36.97	\$46.99	\$78,491
19-4021	Biological Technicians	1,914	\$22.48	\$17.48	\$21.66	\$27.06	\$46,754
17-2031	Biomedical Engineers	264	\$35.79	\$24.81	\$29.94	\$43.51	\$74,456
47-2011	Boilermakers	238	\$25.65	\$23.97	\$26.76	\$29.18	\$53,344
43-3031	Bookkeeping, Accounting & Auditing Clerks	17,044	\$21.21	\$16.52	\$20.42	\$24.47	\$44,124
47-3011	Brick/Block/Stonemason & Tile/Marble Setter Helpers		\$25.81	\$20.29	\$26.49	\$31.28	\$53,689
47-2021	Brickmasons & Blockmasons	258	\$33.44	\$29.77	\$33.35	\$36.66	\$69,558
53-6011	Bridge & Lock Tenders	56	\$24.71	\$19.12	\$26.04	\$29.35	\$51,393
27-4012	Broadcast Technicians	298	\$15.43	\$11.48	\$14.23	\$17.26	\$32,102
43-4011	Brokerage Clerks	586	\$24.38	\$18.91	\$24.93	\$28.81	\$50,700
13-2031	Budget Analysts	1,225	\$37.80	\$29.24	\$37.06	\$46.77	\$78,623
37-2019	Building Cleaning Workers, All Other		\$14.45	\$12.80	\$14.59	\$16.70	\$30,042
49-3031	Bus & Truck Mechanics & Diesel Engine Specialists	2,150	\$29.10	\$24.31	\$29.09	\$34.56	\$60,542
53-3022	Bus Drivers, School or Special Client	2,717	\$18.03	\$15.33	\$18.71	\$21.49	\$37,495
53-3021	Bus Drivers, Transit & Intercity	4,015	\$24.33	\$12.86	\$27.30	\$32.76	\$50,610
13-1199	Business Operations Specialists, All Other	19,037	\$37.73	\$26.36	\$34.96	\$46.67	\$78,471
25-1011	Business Teachers, Postsecondary	576					\$86,208
51-3021	Butchers & Meat Cutters	1,173	\$17.14	\$11.26	\$17.16	\$22.32	\$35,644
13-1021	Buyers & Purchasing Agents, Farm Products	61	\$46.20	\$28.13	\$43.88	\$64.20	\$96,074
51-7011	Cabinetmakers & Bench Carpenters	609	\$19.81	\$14.24	\$19.12	\$25.86	\$41,191
27-4031	Camera Operators, TV, Video & Motion Picture	183	\$22.07	\$15.23	\$20.35	\$29.92	\$45,913
53-5021	Captains, Mates & Pilots of Water Vessels	1,216	\$39.38	\$32.79	\$39.75	\$47.94	\$81,894
29-2031	Cardiovascular Technologists & Technicians	441	\$32.40	\$23.13	\$32.41	\$40.96	\$67,388
25-2023	Career/Technical Education Teachers, Middle School	43					\$66,760
25-2032	Career/Technical Education Teachers, Secondary School	628					\$64,823
43-5011	Cargo & Freight Agents	1,258	\$25.21	\$17.11	\$22.78	\$29.86	\$52,435
47-3012	Carpenter Helpers	374	\$14.71	\$9.45	\$13.58	\$17.32	\$30,604
47-2031	Carpenters	10,192	\$26.44	\$20.00	\$25.78	\$32.87	\$54,996
47-2041	Carpet Installers		\$19.62	\$13.01	\$15.52	\$30.76	\$40,819
17-1021	Cartographers & Photogrammetrists	241	\$38.10	\$32.05	\$38.34	\$44.67	\$79,262
41-2011	Cashiers	26,046	\$13.95	\$10.71	\$12.18	\$15.51	\$29,004
47-2051	Cement Masons & Concrete Finishers	925	\$20.53	\$14.02	\$18.61	\$26.21	\$42,714
35-1011	Chefs & Head Cooks	1,377	\$26.05	\$20.30	\$23.26	\$29.26	\$54,178
17-2041	Chemical Engineers	143	\$41.48	\$28.33	\$40.14	\$53.87	\$86,279
51-9011	Chemical Equipment Operators & Tenders		\$25.84	\$20.22	\$23.99	\$28.49	\$53,751
19-4031	Chemical Technicians	326	\$23.22	\$19.69	\$21.74	\$24.42	\$48,295
25-1052	Chemistry Teachers, Postsecondary	198					\$81,280
19-2031	Chemists	640	\$32.03	\$20.73	\$29.47	\$42.26	\$66,628
11-1011	Chief Executives	2,251					\$232,341
21-1021	Child, Family & School Social Workers	2,495	\$23.26	\$19.45	\$23.72	\$27.46	\$48,387
39-9011	Childcare Workers	2,905	\$12.26	\$10.23	\$11.44	\$13.91	\$25,516
29-1011	Chiropractors	287	\$31.93	\$21.73	\$25.22	\$29.36	\$66,415
27-2032	Choreographers		\$36.96	\$31.17	\$37.76	\$43.93	\$76,879
17-3022	Civil Engineering Technicians	635	\$30.63	\$25.51	\$28.96	\$35.07	\$63,708
17-2051	Civil Engineers	5,969	\$41.97	\$33.18	\$40.98	\$50.06	\$87,303
13-1031	Claims Adjusters, Examiners & Investigators	3,694	\$34.17	\$26.54	\$33.85	\$41.23	\$71,069
53-7061	Cleaners of Vehicles & Equipment	3,087	\$14.19	\$11.35	\$13.38	\$15.65	\$29,524
51-9192	Cleaning/Washing/Metal Pickling Equipment Oprs & Tenders	239	\$16.50	\$12.29	\$14.32	\$18.59	\$34,311
21-2011	Clergy	263	\$29.45	\$23.80	\$27.63	\$33.51	\$61,244
19-3031	Clinical, Counseling & School Psychologists	626	\$34.29	\$28.52	\$33.15	\$37.47	\$71,333
51-4012	CNC Machine Tool Programmers, Metal/Plastic	304	\$42.74	\$34.75	\$44.37	\$52.04	\$88,887
27-2022	Coaches & Scouts	3,831					\$39,200
51-9121	Coating/Painting/Spraying Machine Setters/Oprs/Tenders	863	\$16.99	\$13.81	\$16.50	\$19.87	\$35,329
49-9091	Coin, Vending & Amusement Machine Svcs & Repairers	368	\$17.71	\$13.47	\$18.17	\$21.64	\$36,822
35-3021	Combined Food Prep & Serving Workers, Inc Fast Food	25,052	\$10.96	\$9.60	\$10.16	\$11.52	\$22,797
27-1021	Commercial & Industrial Designers	353	\$35.02	\$28.59	\$35.16	\$41.69	\$72,844
53-2012	Commercial Pilots	542					\$102,695
43-2099	Communications Equipment Operators, All Other	24	\$16.21	\$13.94	\$16.20	\$18.17	\$33,702
25-1122	Communications Teachers, Postsecondary	203					\$57,806

SOC code	Seattle-Bellevue-Everett, WA MD Occupational title	Estimated employment	Average wage	Percentiles			Annual wage
				25th	50th	75th	
21-1099	Community & Social Service Specialists, All Other	636	\$22.89	\$15.77	\$23.61	\$28.76	\$47,596
21-1094	Community Health Workers	279	\$22.35	\$15.74	\$20.62	\$28.12	\$46,490
11-3111	Compensation & Benefits Managers	208	\$60.54	\$46.87	\$57.44	\$70.63	\$125,935
13-1141	Compensation, Benefits & Job Analysis Specialists	1,115	\$38.63	\$28.32	\$35.65	\$47.02	\$80,357
13-1041	Compliance Officers (Except Agric/Const/Safety/Trans)	3,211	\$36.89	\$26.99	\$35.57	\$43.81	\$76,727
11-3021	Computer & Information Systems Managers	7,532	\$74.44	\$57.54	\$70.31	\$86.48	\$154,823
51-4011	Computer Controlled Machine Tool Operators, Metal/Plastic	1,242	\$27.14	\$17.22	\$24.57	\$38.42	\$56,428
17-2061	Computer Hardware Engineers	1,324	\$51.35	\$33.92	\$50.44	\$66.69	\$106,811
15-1143	Computer Network Architects	2,925	\$56.14	\$47.56	\$55.78	\$65.98	\$116,769
15-1152	Computer Network Support Specialists	2,417	\$37.44	\$28.62	\$35.07	\$44.85	\$77,863
15-1199	Computer Occupations, All Other	3,046	\$34.62	\$24.87	\$32.02	\$45.62	\$72,012
43-9011	Computer Operators	478	\$21.62	\$17.03	\$21.49	\$26.45	\$44,966
15-1131	Computer Programmers	12,282	\$58.38	\$47.72	\$58.39	\$69.77	\$121,433
25-1021	Computer Science Teachers, Postsecondary	256					\$86,147
15-1121	Computer Systems Analysts	11,706	\$49.69	\$37.23	\$47.04	\$56.93	\$103,364
15-1151	Computer User Support Specialists	9,610	\$29.14	\$20.63	\$26.16	\$34.16	\$60,605
49-2011	Computer, Automated Teller & Office Machine Repairers	1,223	\$19.61	\$14.77	\$18.29	\$22.84	\$40,787
39-6012	Concierges	500	\$14.85	\$12.76	\$14.22	\$16.59	\$30,890
19-1031	Conservation Scientists	104	\$35.40	\$24.90	\$32.16	\$43.38	\$73,624
47-4011	Construction & Building Inspectors	1,022	\$35.41	\$31.01	\$35.30	\$41.48	\$73,642
47-4099	Construction & Related Workers, All Other	308	\$20.48	\$14.51	\$19.34	\$26.06	\$42,592
47-2061	Construction Laborers	8,528	\$23.45	\$16.21	\$21.51	\$31.84	\$48,774
11-9021	Construction Managers	2,981	\$49.20	\$38.30	\$46.29	\$57.78	\$102,330
47-1011	Construction Supervisors of Trades & Extraction Workers	5,487	\$39.28	\$31.39	\$39.39	\$46.36	\$81,699
47-3019	Construction Trades Helpers, All Other		\$14.59	\$12.25	\$13.73	\$15.18	\$30,341
47-5041	Continuous Mining Machine Operators		\$27.01	\$25.15	\$27.13	\$29.11	\$56,172
49-9012	Control & Valve Installers & Repairers (Not Mech Door)	253	\$27.42	\$18.82	\$26.90	\$35.46	\$57,043
53-7011	Conveyor Operators & Tenders	207	\$19.63	\$13.52	\$16.57	\$25.85	\$40,840
35-2019	Cooks, All Other	80	\$15.56	\$11.12	\$14.30	\$18.09	\$32,382
35-2011	Cooks, Fast Food	3,270	\$11.35	\$9.62	\$10.85	\$12.55	\$23,615
35-2012	Cooks, Institution & Cafeteria	3,874	\$15.43	\$13.04	\$15.05	\$17.65	\$32,096
35-2014	Cooks, Restaurant	12,147	\$13.37	\$11.56	\$13.26	\$14.81	\$27,804
35-2015	Cooks, Short Order	1,827	\$12.08	\$10.21	\$11.68	\$13.66	\$25,127
33-1011	Correctional Officer Supervisors	196	\$34.34	\$25.31	\$33.86	\$40.95	\$71,437
33-3012	Correctional Officers & Jailers	1,902	\$27.23	\$22.39	\$26.75	\$32.94	\$56,641
13-1051	Cost Estimators	2,943	\$36.19	\$27.03	\$35.40	\$44.78	\$75,277
39-3092	Costume Attendants	59	\$20.57	\$15.64	\$19.78	\$24.57	\$42,785
21-1019	Counselors, All Other	156	\$23.62	\$17.81	\$22.17	\$28.14	\$49,117
41-2021	Counter & Rental Clerks	7,409	\$16.17	\$12.32	\$15.52	\$19.23	\$33,614
35-3022	Counter Attendants, Cafeteria/Concession & Coffee Shop	7,716	\$11.09	\$9.55	\$10.26	\$11.64	\$23,063
43-5021	Couriers & Messengers	930	\$14.75	\$12.69	\$14.48	\$17.04	\$30,668
23-2091	Court Reporters		\$23.55	\$11.15	\$21.59	\$37.44	\$49,005
43-4031	Court, Municipal & License Clerks	899	\$24.42	\$20.49	\$24.87	\$27.91	\$50,791
53-7021	Crane & Tower Operators	621	\$35.01	\$28.01	\$35.89	\$43.30	\$72,835
13-2041	Credit Analysts	497	\$44.14	\$30.82	\$41.09	\$54.55	\$91,795
43-4041	Credit Authorizers, Checkers & Clerks	290	\$24.38	\$17.56	\$20.99	\$25.96	\$50,700
13-2071	Credit Counselors	219	\$21.82	\$19.16	\$21.52	\$23.91	\$45,385
25-1111	Criminal Justice & Law Enforcement Teachers, Postsecondary	59					\$61,538
33-9091	Crossing Guards	410	\$19.46	\$11.59	\$19.37	\$24.58	\$40,465
51-9021	Crush/Grind/Polishing Machine Setters/Operators & Tenders	195	\$15.52	\$12.88	\$14.87	\$18.03	\$32,296
25-4012	Curators	99	\$31.36	\$22.95	\$28.81	\$37.80	\$65,239
43-4051	Customer Service Representatives		\$18.68	\$14.57	\$17.84	\$22.11	\$38,847
51-4031	Cut/Punch/Press Mach Setters/Oprs/Tenders, Metal/Plastic	1,278	\$20.13	\$14.89	\$17.87	\$22.41	\$41,873
51-9031	Cutters & Trimmers, Hand		\$15.54	\$13.03	\$15.29	\$17.77	\$32,326
51-9032	Cutting & Slicing Machine Setters/Operators & Tenders	735	\$18.45	\$14.23	\$17.87	\$22.35	\$38,372
43-9021	Data Entry Keyers	1,404	\$18.35	\$14.62	\$17.61	\$21.61	\$38,157
15-1141	Database Administrators	1,788	\$46.57	\$37.71	\$47.95	\$56.52	\$96,864
41-9011	Demonstrators & Product Promoters		\$12.88	\$10.65	\$11.71	\$12.92	\$26,782
31-9091	Dental Assistants	4,710	\$20.35	\$16.85	\$20.33	\$23.54	\$42,315
29-2021	Dental Hygienists	2,681	\$46.01	\$41.47	\$45.59	\$50.84	\$95,719
51-9081	Dental Laboratory Technicians	500	\$21.80	\$19.49	\$21.79	\$24.18	\$45,344
29-1021	Dentists, General	1,169					\$185,749

SOC code	Seattle-Bellevue-Everett, WA MD Occupational title	Estimated employment	Average wage	Percentiles			Annual wage
				25th	50th	75th	
27-1029	Designers, All Other	108	\$29.18	\$23.95	\$29.05	\$34.86	\$60,686
43-9031	Desktop Publishers	199	\$23.75	\$17.17	\$23.26	\$31.39	\$49,391
33-3021	Detectives & Criminal Investigators	570	\$50.46	\$41.57	\$50.03	\$61.36	\$104,944
29-2032	Diagnostic Medical Sonographers	572	\$42.05	\$36.87	\$42.13	\$47.03	\$87,455
29-2051	Dietetic Technicians	358	\$19.77	\$16.60	\$19.14	\$23.16	\$41,127
29-1031	Dietitians & Nutritionists	929	\$32.76	\$28.62	\$33.15	\$37.01	\$68,149
35-9011	Dining Room & Cafeteria Attendants & Bartender Helpers	4,956	\$11.97	\$9.57	\$10.26	\$11.94	\$24,882
21-2021	Directors, Religious Activities & Education	54	\$35.67	\$21.19	\$40.13	\$45.61	\$74,202
35-9021	Dishwashers	5,977	\$11.15	\$10.00	\$10.90	\$11.79	\$23,196
43-5032	Dispatchers (Except Police, Fire & Ambulance)	2,042	\$23.41	\$16.84	\$21.89	\$28.27	\$48,691
17-3019	Drafters, All Other	487	\$27.57	\$22.74	\$28.06	\$33.27	\$57,350
51-4032	Drilling/Boring Machine Tool Setters/Oprs/Tenders	107	\$17.08	\$13.14	\$14.96	\$18.67	\$35,522
53-3031	Driver/Sales Workers	4,044	\$13.35	\$9.74	\$12.28	\$14.61	\$27,776
47-2081	Drywall & Ceiling Tile Installers	1,327	\$24.14	\$19.11	\$23.21	\$32.61	\$50,203
47-5021	Earth Drillers, Except Oil & Gas	89	\$34.95	\$31.30	\$36.06	\$40.61	\$72,690
25-1063	Economics Teachers, Postsecondary	92					\$79,698
19-3011	Economists	156	\$42.08	\$34.57	\$40.52	\$46.99	\$87,516
27-3041	Editors	1,649	\$33.96	\$21.34	\$28.87	\$42.61	\$70,623
11-9031	Educ Administrators, Preschool/Childcare Center/Program	571	\$21.10	\$16.04	\$18.64	\$26.46	\$43,885
11-9039	Education Administrators, All Other	506	\$35.24	\$23.29	\$35.83	\$44.82	\$73,290
11-9032	Education Administrators, Elementary & Secondary School	1,449					\$110,046
11-9033	Education Administrators, Postsecondary	1,076	\$51.42	\$36.19	\$43.65	\$57.08	\$106,953
25-1081	Education Teachers, Postsecondary	433					\$70,663
25-9099	Education, Training & Library Workers, All Other	1,763	\$25.13	\$18.19	\$24.14	\$29.93	\$52,260
21-1012	Educational, Guidance, Vocational & School Counselors	1,813	\$28.38	\$23.55	\$28.07	\$33.53	\$59,043
49-2092	Electric Motor, Power Tool & Related Repairers	181					
51-2022	Electrical & Electronic Equipment Assemblers	3,416	\$17.29	\$13.80	\$16.34	\$19.31	\$35,970
17-3012	Electrical & Electronics Drafters	738					
17-3023	Electrical & Electronics Engineering Technicians	1,104	\$30.84	\$24.61	\$30.53	\$35.95	\$64,154
17-2071	Electrical Engineers	4,127	\$51.49	\$40.20	\$50.49	\$62.58	\$107,095
49-9051	Electrical Power Line Installers & Repairers	687	\$39.88	\$36.81	\$41.69	\$45.39	\$82,953
49-2093	Electrical/Electronics Install/Repair, Transp Equip	262	\$30.95	\$27.67	\$32.39	\$35.65	\$64,375
49-2094	Electrical/Electronics Repairers, Comm & Industrial Equip	585	\$34.95	\$28.70	\$35.32	\$43.51	\$72,680
47-3013	Electrician Helpers	115	\$18.91	\$13.70	\$18.17	\$24.56	\$39,329
47-2111	Electricians	5,673	\$35.43	\$28.44	\$35.82	\$43.29	\$73,683
51-2023	Electromechanical Equipment Assemblers	481	\$17.52	\$14.28	\$17.03	\$20.26	\$36,428
49-2097	Electronic Home Entertainment Equip Install/Repair	254	\$25.44	\$18.56	\$26.70	\$30.71	\$52,916
17-2072	Electronics Engineers, Except Computer	2,016	\$53.11	\$41.78	\$52.74	\$63.40	\$110,472
25-2021	Elementary School Teachers, Except Special Education	10,086					\$62,126
43-4061	Eligibility Interviewers, Government Programs	1,020	\$23.83	\$22.52	\$24.84	\$27.10	\$49,564
39-4011	Embalmers	11	\$30.85	\$26.77	\$30.35	\$34.80	\$64,162
11-9161	Emergency Management Directors	58	\$44.52	\$37.36	\$44.48	\$52.44	\$92,606
29-2041	Emergency Medical Technicians & Paramedics	1,238	\$31.14	\$17.89	\$28.66	\$43.62	\$64,782
51-2031	Engine & Other Machine Assemblers	511	\$19.77	\$17.19	\$19.59	\$22.33	\$41,120
25-1032	Engineering Teachers, Postsecondary	455					\$103,293
17-3029	Engineering Technicians, Except Drafters, All Other	338	\$33.83	\$25.44	\$34.28	\$43.14	\$70,359
17-2199	Engineers, All Other	2,502	\$42.35	\$27.60	\$40.37	\$55.95	\$88,094
25-1123	English Language & Literature Teachers, Postsecondary	625					\$61,629
27-2099	Entertainers/Performers/Sports & Related Workers, All Other	175					
39-3099	Entertainment Attendants & Related Workers, All Other		\$12.66	\$11.27	\$12.77	\$14.02	\$26,333
17-3025	Environmental Engineering Technicians	162	\$29.92	\$28.38	\$32.68	\$35.43	\$62,227
17-2081	Environmental Engineers	865	\$45.53	\$36.44	\$45.07	\$55.00	\$94,705
19-4091	Environmental Science & Protection Techs (Inc Health)	435	\$28.06	\$22.19	\$27.85	\$34.25	\$58,344
25-1053	Environmental Science Teachers, Postsecondary	62					\$117,002
19-2041	Environmental Scientists & Specialists (Inc Health)	2,094	\$38.01	\$27.42	\$36.28	\$47.12	\$79,069
19-1041	Epidemiologists	200	\$45.72	\$32.71	\$41.25	\$50.52	\$95,100
51-9194	Etchers & Engravers		\$22.92	\$17.44	\$22.61	\$27.36	\$47,675
53-7032	Excavating & Loading Machine & Dragline Operators	329	\$29.84	\$25.88	\$29.79	\$34.07	\$62,058
43-6011	Executive Secretaries & Administrative Assistants	6,696	\$27.77	\$22.72	\$27.33	\$32.49	\$57,743
51-9041	Extrude/Form/Press/Compact Mach Setters/Oprs/Tenders		\$14.69	\$12.11	\$14.30	\$17.08	\$30,555
51-4021	Extruding/Drawing Mach Setters/Oprs/Tenders, Metal/Plastic	573	\$21.14	\$16.34	\$20.44	\$23.80	\$43,980
51-6091	Extruding/Forming Mach Set/Oprs/Tenders, Synthetic/Glass		\$13.87	\$11.43	\$13.25	\$15.94	\$28,855

SOC code	Seattle-Bellevue-Everett, WA MD Occupational title	Estimated employment	Average wage	Percentiles			Annual wage
				25th	50th	75th	
51-6092	Fabric & Apparel Patternmakers	30	\$19.00	\$13.98	\$19.87	\$23.20	\$39,512
45-4021	Fallers		\$22.41	\$15.59	\$21.22	\$28.18	\$46,595
29-1062	Family & General Practitioners	719					\$178,864
49-3041	Farm Equipment Mechanics & Service Technicians		\$18.73	\$15.04	\$19.63	\$22.45	\$38,951
45-2092	Farm Workers & Laborers/Crop/Nursery & Greenhouse	589	\$11.41	\$9.60	\$10.67	\$11.84	\$23,743
45-2093	Farm Workers, Farm/Ranch/Aquacultural Animals	153	\$19.15	\$14.58	\$16.94	\$23.81	\$39,836
45-1011	Farming, Fishing & Forestry Worker Supervisors	106	\$27.96	\$11.86	\$31.74	\$38.38	\$58,158
27-1022	Fashion Designers	103	\$33.73	\$26.18	\$32.22	\$37.13	\$70,177
51-2091	Fiberglass Laminators & Fabricators	469	\$15.16	\$11.49	\$14.11	\$17.54	\$31,512
43-4071	File Clerks	1,319	\$16.87	\$12.39	\$15.58	\$20.61	\$35,072
27-4032	Film & Video Editors	146	\$26.50	\$17.95	\$25.03	\$33.28	\$55,109
13-2051	Financial Analysts	2,423	\$40.55	\$30.63	\$38.27	\$46.55	\$84,332
43-3099	Financial Clerks, All Other	334	\$21.74	\$17.10	\$20.52	\$24.06	\$45,210
13-2061	Financial Examiners	212	\$44.61	\$32.05	\$41.06	\$55.34	\$92,798
11-3031	Financial Managers	6,732	\$60.30	\$42.32	\$55.89	\$72.14	\$125,418
13-2099	Financial Specialists, All Other		\$33.52	\$23.74	\$31.67	\$41.85	\$69,720
27-1013	Fine Artists, Including Painters, Sculptors & Illustrators	316	\$37.21	\$25.75	\$36.28	\$46.17	\$77,396
33-2011	Fire Fighters	2,785	\$36.66	\$33.18	\$38.38	\$43.42	\$76,261
33-1021	Fire Fighting & Prevention Worker Supervisors	815	\$47.16	\$41.50	\$47.58	\$54.11	\$98,077
33-2021	Fire Inspectors & Investigators	82	\$47.15	\$40.57	\$45.71	\$52.60	\$98,067
33-3031	Fish & Game Wardens	20	\$26.96	\$22.65	\$28.27	\$32.82	\$56,079
39-9031	Fitness Trainers & Aerobics Instructors	4,507	\$20.52	\$13.06	\$16.89	\$27.70	\$42,672
47-2043	Floor Sanders & Finishers		\$21.71	\$19.89	\$21.40	\$22.91	\$45,156
27-1023	Floral Designers	533	\$14.53	\$11.45	\$13.90	\$16.98	\$30,216
51-3092	Food Batchmakers	1,343	\$14.86	\$10.53	\$13.30	\$18.24	\$30,901
51-3093	Food Cooking Machine Operators & Tenders	123	\$14.70	\$12.51	\$14.39	\$17.01	\$30,565
35-9099	Food Preparation & Serving Related Workers, All Other	281	\$11.94	\$9.56	\$9.71	\$11.49	\$24,821
35-1012	Food Preparation & Serving Worker Supervisors	7,689	\$18.53	\$13.55	\$17.52	\$22.87	\$38,534
35-2021	Food Preparation Workers	10,063	\$12.19	\$10.23	\$11.39	\$13.40	\$25,352
51-3099	Food Processing Workers, All Other		\$14.11	\$10.89	\$12.86	\$16.90	\$29,334
19-1012	Food Scientists & Technologists	69	\$36.37	\$30.42	\$35.34	\$44.28	\$75,662
35-3041	Food Servers, Nonrestaurant	2,487	\$11.63	\$9.58	\$10.65	\$12.30	\$24,177
11-9051	Food Service Managers	1,506	\$26.78	\$21.12	\$25.81	\$30.26	\$55,687
51-3091	Food/Tobacco Roasting/Baking/Drying Mach Oprs/Tenders	187	\$17.34	\$13.91	\$16.46	\$19.07	\$36,082
25-1124	Foreign Language & Literature Teachers, Postsecondary	304					\$60,118
19-4092	Forensic Science Technicians	149	\$31.36	\$27.12	\$31.94	\$36.00	\$65,239
45-4011	Forest & Conservation Workers	95	\$12.02	\$9.43	\$9.44	\$9.44	\$25,010
19-1032	Foresters	56	\$28.43	\$23.14	\$27.72	\$33.17	\$59,135
51-4071	Foundry Mold & Coremakers	115	\$14.70	\$11.60	\$14.01	\$17.22	\$30,565
13-1131	Fundraisers	1,322	\$27.19	\$20.85	\$25.22	\$32.84	\$56,559
39-4021	Funeral Attendants	115	\$12.66	\$10.41	\$11.43	\$15.66	\$26,343
11-9061	Funeral Service Managers	41	\$28.84	\$23.22	\$29.89	\$34.46	\$59,986
51-9051	Furnace/Kiln/Oven/Drier & Kettle Operators & Tenders	191	\$17.09	\$12.22	\$15.86	\$20.99	\$35,543
51-7021	Furniture Finishers	204	\$19.12	\$14.54	\$18.74	\$23.82	\$39,787
43-3041	Gaming Cage Workers	213	\$14.89	\$13.01	\$14.75	\$17.06	\$30,962
41-2012	Gaming Change Persons & Booth Cashiers		\$13.10	\$10.29	\$12.14	\$15.65	\$27,243
39-3011	Gaming Dealers	2,827	\$11.36	\$9.53	\$9.62	\$11.10	\$23,646
11-9071	Gaming Managers	51	\$40.05	\$33.28	\$36.19	\$43.18	\$83,308
39-3019	Gaming Service Workers, All Other	29	\$16.91	\$11.43	\$16.48	\$19.25	\$35,182
39-1011	Gaming Supervisors	335	\$24.65	\$19.65	\$25.22	\$28.99	\$51,266
33-9031	Gaming Surveillance Officers & Gaming Investigators	166	\$15.32	\$12.70	\$14.10	\$17.23	\$31,871
51-8092	Gas Plant Operators	112	\$34.65	\$32.16	\$34.33	\$36.51	\$72,062
11-1021	General & Operations Managers	18,081	\$64.26	\$40.24	\$56.59	\$80.17	\$133,651
25-1064	Geography Teachers, Postsecondary	47					\$76,626
19-2042	Geoscientists, Except Hydrologists & Geographers	700	\$41.18	\$29.79	\$37.82	\$49.68	\$85,640
47-2121	Glaziers	624	\$30.16	\$22.25	\$27.76	\$37.63	\$62,728
45-2041	Graders & Sorters, Agricultural Products		\$14.22	\$9.61	\$12.30	\$18.65	\$29,580
27-1024	Graphic Designers	2,850	\$29.35	\$22.08	\$28.26	\$35.47	\$61,071
51-4033	Grind/Lap/Polish/Buff Machine Setters/Oprs/Tenders	710	\$17.96	\$14.05	\$16.87	\$19.33	\$37,364
51-9022	Grinding & Polishing Workers, Hand	547	\$15.77	\$11.58	\$14.57	\$18.17	\$32,794
37-3019	Grounds Maintenance Workers, All Other	28	\$25.10	\$23.37	\$27.88	\$29.52	\$52,196
39-5012	Hairdressers, Hairstylists & Cosmetologists	4,648	\$18.64	\$11.41	\$14.82	\$22.77	\$38,769

SOC code	Seattle-Bellevue-Everett, WA MD Occupational title	Estimated employment	Average wage	Percentiles			Annual wage
				25th	50th	75th	
47-4041	Hazardous Materials Removal Workers	198	\$30.85	\$23.88	\$29.73	\$34.99	\$64,167
17-2111	Health & Safety Engineers, Except Mining	191	\$45.33	\$38.54	\$45.58	\$53.06	\$94,299
29-1199	Health Diagnosing & Treating Practitioners, All Other	646	\$37.11	\$27.36	\$37.55	\$45.85	\$77,183
21-1091	Health Educators	899	\$26.95	\$19.28	\$24.65	\$33.46	\$56,062
25-1071	Health Specialties Teachers, Postsecondary	3,131					\$137,819
29-2099	Health Technologists & Technicians, All Other	1,725	\$27.12	\$19.81	\$26.07	\$33.96	\$56,427
29-9099	Healthcare Practitioners & Technical Workers, All Other	498	\$29.85	\$21.51	\$26.34	\$39.51	\$62,095
21-1022	Healthcare Social Workers	1,700	\$28.32	\$21.77	\$27.96	\$34.76	\$58,912
31-9099	Healthcare Support Workers, All Other	1,348	\$18.95	\$15.75	\$18.39	\$21.74	\$39,402
29-2092	Hearing Aid Specialists	86	\$25.38	\$21.18	\$23.83	\$28.51	\$52,787
51-4191	Heat Treating Equip Setters/Oprs/Tenders, Metal/Plastic		\$22.46	\$13.57	\$18.37	\$32.45	\$46,728
49-9021	Heating/Air Cond/Refrigeration Mechanics & Installers	1,352	\$30.84	\$24.01	\$29.29	\$38.22	\$64,152
53-1021	Helper/Laborer & Material Mover(hand) Supervisors	1,569	\$27.93	\$19.48	\$26.82	\$34.45	\$58,083
47-4051	Highway Maintenance Workers	612	\$24.83	\$20.42	\$25.06	\$28.27	\$51,642
25-1125	History Teachers, Postsecondary	166					\$72,367
49-9031	Home Appliance Repairers	504	\$18.58	\$14.27	\$17.76	\$22.52	\$38,647
25-1192	Home Economics Teachers, Postsecondary	17					\$52,392
31-1011	Home Health Aides	4,455	\$12.85	\$10.82	\$12.17	\$14.06	\$26,732
35-9031	Hosts & Hostesses, Restaurant, Lounge & Coffee Shop	3,868	\$11.89	\$9.86	\$11.13	\$13.01	\$24,739
43-4081	Hotel, Motel & Resort Desk Clerks	1,721	\$11.96	\$10.31	\$11.41	\$13.19	\$24,873
37-1011	Housekeeping & Janitorial Worker Supervisors	1,097	\$20.29	\$15.62	\$20.08	\$23.79	\$42,213
13-1071	Human Resource Specialists	7,277	\$36.40	\$25.05	\$33.97	\$45.08	\$75,723
43-4161	Human Resources Assistants, Except Payroll & Timekeeping	1,184	\$20.79	\$17.36	\$20.77	\$23.73	\$43,251
11-3121	Human Resources Managers	2,012	\$59.64	\$44.98	\$56.85	\$71.04	\$124,049
19-2043	Hydrologists	146	\$49.26	\$38.86	\$50.36	\$57.80	\$102,451
17-2112	Industrial Engineers	5,587					
49-9041	Industrial Machinery Mechanics	2,105	\$29.71	\$22.59	\$28.27	\$37.40	\$61,809
11-3051	Industrial Production Managers	1,573	\$54.77	\$40.98	\$53.48	\$67.78	\$113,930
53-7051	Industrial Truck & Tractor Operators	4,906	\$21.49	\$15.32	\$19.88	\$24.14	\$44,703
43-4199	Information & Record Clerks, All Other	1,268	\$18.93	\$15.54	\$18.35	\$22.44	\$39,355
15-1122	Information Security Analysts	1,446	\$47.56	\$40.13	\$49.64	\$56.10	\$98,913
51-9061	Inspectors, Testers, Sorters, Samplers & Weighers	7,354	\$28.34	\$19.38	\$26.60	\$38.59	\$58,932
49-9098	Installation, Maintenance & Repair Helpers	759	\$17.91	\$13.36	\$17.79	\$21.93	\$37,238
49-9099	Installation, Maintenance & Repair Workers, All Other	1,174	\$24.39	\$17.49	\$24.55	\$30.53	\$50,715
25-9031	Instructional Coordinators	969	\$30.65	\$24.91	\$29.95	\$35.32	\$63,748
47-2131	Insulation Workers, Floor, Ceiling & Wall		\$19.85	\$14.46	\$17.89	\$22.98	\$41,295
47-2132	Insulation Workers, Mechanical	535	\$22.55	\$16.98	\$21.10	\$27.58	\$46,899
13-1032	Insurance Appraisers, Auto Damage	77	\$32.38	\$27.14	\$32.92	\$37.35	\$67,338
43-9041	Insurance Claims & Policy Processing Clerks	3,018	\$19.74	\$16.23	\$19.17	\$22.97	\$41,049
41-3021	Insurance Sales Agents	3,743	\$33.24	\$17.66	\$25.29	\$41.90	\$69,135
13-2053	Insurance Underwriters	1,419	\$39.03	\$30.80	\$36.30	\$46.29	\$81,188
27-1025	Interior Designers	1,339	\$25.96	\$19.99	\$24.69	\$29.44	\$53,994
29-1063	Internists, General	267					\$206,921
27-3091	Interpreters & Translators	660	\$22.15	\$18.90	\$22.23	\$26.40	\$46,065
43-4111	Interviewers, Except Eligibility & Loan	3,247	\$19.17	\$15.88	\$18.89	\$22.24	\$39,862
37-2011	Janitors & Cleaners, Except Maids & Housekeeping	18,295	\$14.58	\$10.94	\$13.87	\$17.47	\$30,318
51-9071	Jewelers & Precious Stone & Metal Workers	174	\$22.54	\$17.76	\$22.68	\$27.37	\$46,891
23-1023	Judges, Magistrate Judges & Magistrates	410	\$46.20	\$32.46	\$37.37	\$64.29	\$96,094
23-1012	Judicial Law Clerks	201	\$25.21	\$21.38	\$23.71	\$28.06	\$52,432
25-2012	Kindergarten Teachers, Except Special Education	1,484					\$55,018
13-1075	Labor Relations Specialists	1,083	\$37.50	\$27.91	\$35.55	\$45.26	\$78,005
53-7062	Laborers & Freight, Stock & Material Movers, Hand	22,849	\$15.22	\$11.36	\$13.84	\$17.56	\$31,659
17-1012	Landscape Architects	595	\$31.09	\$23.09	\$31.73	\$36.67	\$64,671
37-3011	Landscaping & Groundskeeping Workers	8,940	\$16.58	\$12.56	\$14.44	\$18.82	\$34,487
37-1012	Landscaping/Lawn & Groundskeeping Worker Supervisors	1,013	\$25.17	\$20.99	\$23.65	\$27.98	\$52,349
51-4034	Lathe Tool Setters/Operators/Tenders, Metal/Plastic	390	\$18.16	\$13.68	\$17.53	\$21.94	\$37,782
51-6011	Laundry & Dry-Cleaning Workers	1,391	\$13.36	\$10.79	\$12.96	\$15.44	\$27,797
25-1112	Law Teachers, Postsecondary	135					\$103,536
23-1011	Lawyers	7,440	\$63.99	\$38.04	\$57.81	\$78.02	\$133,094
51-4192	Layout Workers, Metal & Plastic	177	\$30.14	\$24.96	\$28.46	\$37.35	\$62,688
43-6012	Legal Secretaries	2,144	\$24.79	\$18.26	\$24.94	\$31.72	\$51,563
23-2099	Legal Support Workers, All Other	418	\$29.82	\$22.19	\$28.39	\$37.63	\$62,024



SOC code	Seattle-Bellevue-Everett, WA MD Occupational title	Estimated employment	Average wage	Percentiles			Annual wage
				25th	50th	75th	
11-1031	Legislators	113					\$82,324
25-4021	Librarians	1,551	\$33.80	\$30.57	\$34.00	\$37.40	\$70,298
43-4121	Library Assistants, Clerical	823	\$13.65	\$12.14	\$13.42	\$14.68	\$28,395
25-1082	Library Science Teachers, Postsecondary	64					\$92,981
25-4031	Library Technicians	1,155	\$21.38	\$18.67	\$21.35	\$23.75	\$44,493
19-1099	Life Scientists, All Other	120	\$41.96	\$32.70	\$34.50	\$50.15	\$87,272
19-4099	Life, Physical & Social Science Technicians, All Other	424	\$25.01	\$19.90	\$24.18	\$29.47	\$52,027
33-9092	Lifeguards/Ski Patrol & Recreational Protective Svc Workers	1,508	\$12.06	\$9.94	\$10.98	\$12.07	\$25,066
43-4131	Loan Interviewers & Clerks	2,375	\$17.41	\$13.26	\$16.90	\$21.34	\$36,229
13-2072	Loan Officers	3,254	\$35.20	\$22.70	\$32.36	\$43.80	\$73,239
39-3093	Locker Room, Coatroom & Dressing Room Attendants	208	\$12.28	\$10.17	\$11.43	\$13.67	\$25,536
53-4011	Locomotive Engineers		\$36.17	\$25.59	\$41.31	\$45.56	\$75,234
11-9081	Lodging Managers	252	\$26.24	\$17.91	\$24.05	\$28.68	\$54,572
45-4022	Logging Equipment Operators	81	\$24.36	\$21.23	\$24.79	\$27.76	\$50,669
53-7063	Machine Feeders & Offbearers	346	\$13.17	\$11.17	\$12.84	\$14.55	\$27,400
51-4041	Machinists	4,922	\$24.48	\$17.81	\$22.56	\$29.28	\$50,912
29-2035	Magnetic Resonance Imaging Technologists	417	\$39.32	\$33.70	\$41.46	\$46.44	\$81,787
37-2012	Maids & Housekeeping Cleaners	6,418	\$12.33	\$10.24	\$11.39	\$13.92	\$25,659
43-9051	Mail Clerks & Mail Machine Oprs, Except Postal Service	612	\$17.50	\$13.87	\$17.18	\$20.74	\$36,391
49-9071	Maintenance & Repair Workers, General	12,327	\$21.35	\$15.98	\$20.25	\$26.65	\$44,397
49-9043	Maintenance Workers, Machinery	653	\$24.93	\$19.17	\$23.42	\$30.46	\$51,841
13-1111	Management Analysts	11,522	\$51.11	\$36.73	\$48.37	\$61.84	\$106,315
11-9199	Managers, All Other	4,469	\$56.45	\$40.61	\$52.00	\$67.72	\$117,418
39-5092	Manicurists & Pedicurists	2,395	\$13.48	\$10.55	\$11.67	\$16.35	\$28,029
17-2121	Marine Engineers & Naval Architects	467	\$45.82	\$36.75	\$44.46	\$52.81	\$95,303
13-1161	Market Research Analysts & Marketing Specialists	11,593	\$41.00	\$25.57	\$36.81	\$54.45	\$85,285
11-2021	Marketing Managers	3,922	\$69.02	\$49.83	\$65.54	\$83.30	\$143,558
21-1013	Marriage & Family Therapists	106	\$22.28	\$19.06	\$22.06	\$25.90	\$46,338
31-9011	Massage Therapists	2,376	\$24.23	\$16.03	\$22.51	\$33.00	\$50,398
53-7199	Material Moving Workers, All Other	228	\$26.61	\$12.70	\$23.86	\$37.05	\$55,338
15-2099	Mathematical Science Occupations, All Other	11	\$48.66	\$23.32	\$63.10	\$71.47	\$101,204
25-1022	Mathematical Science Teachers, Postsecondary	379					\$85,650
51-3022	Meat, Poultry & Fish Cutters & Trimmers	1,850	\$12.75	\$10.27	\$11.49	\$14.43	\$26,535
49-9011	Mechanical Door Repairers	307	\$20.93	\$17.46	\$21.07	\$24.28	\$43,525
17-3013	Mechanical Drafters	1,907	\$37.63	\$30.05	\$37.60	\$45.33	\$78,278
17-3027	Mechanical Engineering Technicians	473	\$31.13	\$24.87	\$30.64	\$37.36	\$64,752
17-2141	Mechanical Engineers	3,905	\$46.02	\$34.78	\$44.66	\$55.90	\$95,729
49-1011	Mechanics, Installers & Repairers Supervisors	3,735	\$35.07	\$27.46	\$34.32	\$41.79	\$72,944
27-4099	Media & Communication Equipment Workers, All Other	119	\$30.09	\$17.33	\$28.33	\$41.11	\$62,592
27-3099	Media & Communication Workers, All Other	234	\$27.70	\$17.24	\$24.69	\$36.26	\$57,624
29-2012	Medical & Clinical Laboratory Technicians	1,439	\$21.56	\$17.61	\$20.79	\$23.85	\$44,838
29-2011	Medical & Clinical Laboratory Technologists	2,029	\$32.85	\$27.93	\$32.70	\$37.41	\$68,331
11-9111	Medical & Health Services Managers	3,562	\$59.42	\$40.96	\$53.52	\$68.80	\$123,593
51-9082	Medical Appliance Technicians		\$17.50	\$13.27	\$14.40	\$18.37	\$36,387
31-9092	Medical Assistants	5,927	\$18.65	\$16.09	\$18.27	\$21.36	\$38,789
31-9093	Medical Equipment Preparers	686	\$18.12	\$14.86	\$17.51	\$20.76	\$37,696
49-9062	Medical Equipment Repairers	723	\$27.09	\$20.87	\$25.76	\$32.77	\$56,343
29-2071	Medical Records & Health Information Technicians	2,379	\$22.42	\$16.93	\$20.68	\$26.73	\$46,632
19-1042	Medical Scientists, Except Epidemiologists	3,728	\$39.15	\$23.30	\$30.19	\$44.17	\$81,432
43-6013	Medical Secretaries	5,059	\$21.20	\$17.73	\$20.96	\$24.31	\$44,104
31-9094	Medical Transcriptionists	622	\$22.26	\$17.44	\$23.55	\$27.59	\$46,290
13-1121	Meeting, Convention & Event Planners		\$26.09	\$19.59	\$23.17	\$30.73	\$54,257
21-1023	Mental Health & Substance Abuse Social Workers	1,042	\$23.11	\$17.27	\$21.01	\$29.47	\$48,072
21-1014	Mental Health Counselors	1,090	\$21.25	\$16.86	\$20.72	\$24.58	\$44,199
27-1026	Merchandise Displayers & Window Trimmers	1,829	\$14.59	\$11.45	\$13.99	\$16.85	\$30,358
51-4199	Metal Workers & Plastic Workers, All Other	181	\$17.57	\$11.30	\$15.24	\$20.95	\$36,540
51-4051	Metal-Refining Furnace Operators & Tenders	25	\$19.88	\$15.53	\$18.99	\$23.33	\$41,344
43-5041	Meter Readers, Utilities	144	\$23.34	\$20.39	\$23.05	\$26.63	\$48,539
19-1022	Microbiologists	356	\$34.06	\$25.54	\$32.51	\$39.64	\$70,846
25-2022	Middle School Teachers (Except Special Ed & Vocational)	3,539					\$63,028
51-4035	Milling/Planing Mach Setters, Oprs/Tenders, Metal/Plastic	340	\$22.65	\$16.10	\$20.95	\$28.59	\$47,105
49-9044	Millwrights	217	\$35.67	\$24.53	\$37.93	\$44.11	\$74,191

SOC code	Seattle-Bellevue-Everett, WA MD Occupational title	Estimated employment	Average wage	Percentiles			Annual wage
				25th	50th	75th	
17-2151	Mining & Geological Engineers (Inc Mining Safety)	46	\$47.79	\$34.43	\$42.75	\$64.56	\$99,399
51-9023	Mixing & Blending Machine Setters, Operators & Tenders	543	\$17.50	\$12.56	\$15.08	\$20.38	\$36,397
49-3042	Mobile Heavy Equipment Mechanics, Except Engines	1,067	\$25.29	\$18.29	\$23.32	\$31.36	\$52,611
51-4061	Model Makers, Metal & Plastic	90	\$34.01	\$22.54	\$39.98	\$45.23	\$70,719
51-4072	Mold/Coremaking/Casting Mach Set/Oprs/Tend, Metal & Plastic	922	\$15.24	\$12.39	\$14.13	\$17.28	\$31,695
51-9195	Molders, Shapers & Casters, Except Metal & Plastic	268	\$18.80	\$13.98	\$17.86	\$23.50	\$39,105
39-4031	Morticians, Undertakers & Funeral Directors	143	\$23.11	\$17.99	\$22.40	\$28.36	\$48,078
39-3021	Motion Picture Projectionists	26	\$14.80	\$9.60	\$12.13	\$16.69	\$30,778
53-3099	Motor Vehicle Operators, All Other	163	\$13.39	\$9.51	\$9.54	\$15.46	\$27,837
49-3051	Motorboat Mechanics & Service Technicians	264	\$24.37	\$20.57	\$24.67	\$28.32	\$50,695
53-5022	Motorboat Operators	15	\$31.78	\$28.80	\$31.51	\$33.33	\$66,105
49-3052	Motorcycle Mechanics		\$19.83	\$14.64	\$20.86	\$24.41	\$41,233
27-1014	Multimedia Artists & Animators	1,793	\$37.15	\$24.80	\$35.50	\$46.92	\$77,275
51-4081	Multiple Machine Tool Setters/Oprs/Tenders, Metal/Plastic	707	\$19.00	\$14.45	\$17.32	\$21.64	\$39,532
25-4013	Museum Technicians & Conservators	167	\$20.39	\$15.84	\$19.88	\$23.65	\$42,414
27-2041	Music Directors & Composers	152	\$38.81	\$22.17	\$38.47	\$58.44	\$80,742
49-9063	Musical Instrument Repairers & Tuners		\$15.63	\$11.05	\$14.41	\$18.84	\$32,492
27-2042	Musicians & Singers	663					
11-9121	Natural Sciences Managers	1,043					\$161,637
15-1142	Network & Computer Systems Administrators	5,204	\$42.82	\$35.18	\$42.95	\$49.94	\$89,067
43-4141	New Accounts Clerks	495	\$19.37	\$17.07	\$18.92	\$21.68	\$40,288
39-2021	Nonfarm Animal Caretakers	2,529	\$13.09	\$10.46	\$11.57	\$13.96	\$27,232
29-2033	Nuclear Medicine Technologists	203	\$43.29	\$38.46	\$43.20	\$48.77	\$90,040
29-1151	Nurse Anesthetists	113	\$71.08	\$49.45	\$71.33	\$86.44	\$147,847
29-1161	Nurse Midwives	38	\$44.54	\$40.57	\$44.30	\$48.95	\$92,656
29-1171	Nurse Practitioners	1,137	\$49.74	\$43.40	\$50.65	\$56.85	\$103,445
29-2061	Nurses, Practical & Vocational (Licensed)	2,652	\$26.31	\$22.57	\$25.97	\$29.20	\$54,734
31-1014	Nursing Assistants	9,494	\$15.57	\$13.09	\$15.14	\$17.80	\$32,403
25-1072	Nursing Instructors & Teachers, Postsecondary	555					\$74,040
29-1064	Obstetricians & Gynecologists						\$221,218
29-9011	Occupational Health & Safety Specialists	1,112	\$38.87	\$31.38	\$40.18	\$46.25	\$80,844
29-9012	Occupational Health & Safety Technicians	86	\$27.32	\$22.39	\$26.58	\$31.32	\$56,823
29-1122	Occupational Therapists	1,169	\$40.60	\$36.09	\$41.58	\$46.13	\$84,453
31-2012	Occupational Therapy Aides	20	\$19.52	\$16.44	\$18.88	\$22.42	\$40,588
31-2011	Occupational Therapy Assistants	144	\$29.44	\$26.41	\$29.61	\$33.59	\$61,239
43-1011	Office & Administrative Support Worker Supervisors	12,130	\$28.94	\$21.53	\$27.14	\$34.84	\$60,199
43-9199	Office & Administrative Support Workers, All Other	3,394	\$18.38	\$14.37	\$17.74	\$21.42	\$38,228
43-9061	Office Clerks, General	20,301	\$16.51	\$12.86	\$15.63	\$19.08	\$34,331
43-9071	Office Machine Operators, Except Computer	652	\$16.07	\$12.92	\$15.09	\$18.78	\$33,448
47-2073	Operating Engineers & Construction Equipment Operators	2,703	\$30.84	\$27.23	\$32.23	\$35.58	\$64,137
15-2031	Operations Research Analysts	1,896	\$43.88	\$36.22	\$43.37	\$50.34	\$91,267
51-9083	Ophthalmic Laboratory Technicians	545	\$17.28	\$13.61	\$16.53	\$21.33	\$35,950
29-2057	Ophthalmic Medical Technicians	477	\$21.43	\$17.54	\$20.85	\$25.14	\$44,554
29-2081	Opticians, Dispensing	554	\$24.05	\$21.27	\$24.51	\$27.60	\$50,019
29-1041	Optometrists	325	\$48.97	\$22.93	\$49.56	\$58.06	\$101,863
43-4151	Order Clerks	2,556	\$17.80	\$14.26	\$17.40	\$21.10	\$37,020
31-1015	Orderlies	155	\$15.46	\$12.73	\$14.51	\$17.83	\$32,158
29-2091	Orthotists & Prosthetists	84	\$29.87	\$23.11	\$27.65	\$36.92	\$62,136
49-3053	Outdoor Power Equipment & Other Small Engine Mechanics	118	\$17.43	\$12.89	\$15.92	\$21.30	\$36,254
51-9111	Packaging & Filling Machine Operators & Tenders	1,800	\$14.78	\$11.35	\$13.64	\$17.12	\$30,749
53-7064	Packers & Packagers, Hand	6,846	\$14.00	\$9.90	\$12.59	\$15.49	\$29,128
47-3014	Painter, Paperhanger, Plasterer & Stucco Mason Helpers	243	\$15.87	\$14.08	\$15.95	\$17.68	\$33,006
47-2141	Painters, Construction & Maintenance	4,289	\$21.42	\$16.39	\$18.97	\$26.69	\$44,558
51-9122	Painters, Transportation Equipment	1,430	\$27.94	\$19.50	\$25.65	\$37.13	\$58,108
51-9123	Painting, Coating & Decorating Workers	131	\$24.38	\$18.25	\$22.06	\$32.61	\$50,698
51-9196	Paper Goods Machine Setters, Operators & Tenders	506	\$18.59	\$14.86	\$17.75	\$21.71	\$38,667
23-2011	Paralegals & Legal Assistants	2,999	\$30.67	\$25.42	\$29.83	\$35.68	\$63,809
33-3041	Parking Enforcement Workers	151	\$25.00	\$23.19	\$25.91	\$28.13	\$52,022
53-6021	Parking Lot Attendants	2,153	\$11.82	\$10.01	\$11.12	\$12.57	\$24,594
41-2022	Parts Salespersons	1,797	\$19.40	\$13.67	\$19.30	\$23.28	\$40,341
47-2071	Paving, Surfacing & Tamping Equipment Operators	214	\$23.02	\$18.87	\$22.39	\$27.46	\$47,882
43-3051	Payroll & Timekeeping Clerks	1,763	\$22.84	\$19.36	\$22.42	\$26.76	\$47,514

SOC code	Seattle-Bellevue-Everett, WA MD Occupational title	Estimated employment	Average wage	Percentiles			Annual wage
				25th	50th	75th	
29-1065	Pediatricians, General						\$203,575
39-9099	Personal Care & Service Workers, All Other	850	\$11.51	\$9.56	\$9.76	\$12.01	\$23,932
39-9021	Personal Care Aides	11,594	\$12.28	\$10.67	\$11.73	\$13.66	\$25,546
13-2052	Personal Financial Advisors	2,578	\$58.96	\$30.92	\$45.84	\$77.50	\$122,629
39-1021	Personal Service Worker Supervisors	1,742	\$22.36	\$16.56	\$21.07	\$27.42	\$46,494
37-2021	Pest Control Workers	342	\$21.20	\$16.93	\$19.10	\$23.19	\$44,113
37-3012	Pesticide Handlers, Sprayers & Applicators, Vegetation	56	\$16.92	\$15.48	\$17.01	\$18.55	\$35,192
29-1051	Pharmacists	2,437	\$58.92	\$53.48	\$60.04	\$67.84	\$122,558
31-9095	Pharmacy Aides	518	\$14.82	\$12.49	\$14.33	\$17.12	\$30,829
29-2052	Pharmacy Technicians	3,495	\$20.27	\$17.19	\$20.25	\$23.04	\$42,151
25-1126	Philosophy & Religion Teachers, Postsecondary	181					\$72,935
31-9097	Phlebotomists	769	\$17.61	\$15.43	\$17.37	\$19.65	\$36,613
27-4021	Photographers	855	\$15.95	\$9.78	\$11.90	\$18.03	\$33,167
51-9151	Photographic Process Wrkrs & Processing Machine Oprs	436	\$16.59	\$9.84	\$13.78	\$22.62	\$34,494
19-2099	Physical Scientists, All Other	183					
31-2022	Physical Therapist Aides	250	\$13.85	\$12.29	\$13.62	\$14.95	\$28,796
31-2021	Physical Therapist Assistants	566	\$26.04	\$20.25	\$27.00	\$32.90	\$54,158
29-1123	Physical Therapists	2,414	\$41.22	\$35.11	\$41.18	\$47.05	\$85,731
29-1071	Physician Assistants	782	\$53.87	\$46.91	\$53.66	\$60.95	\$112,064
29-1069	Physicians & Surgeons, All Other	2,366					\$202,865
19-2012	Physicists	264	\$64.96	\$38.51	\$59.45	\$84.84	\$135,132
25-1054	Physics Teachers, Postsecondary	211					\$87,049
47-2072	Pile-Driver Operators	123	\$34.26	\$23.28	\$39.32	\$43.47	\$71,261
47-3015	Pipelayer, Plumber, Pipefitter & Steamfitter Helpers		\$26.30	\$24.27	\$26.50	\$28.74	\$54,702
47-2151	Pipelayers	636	\$26.05	\$21.47	\$25.92	\$31.28	\$54,195
51-8099	Plant & System Operators, All Other		\$29.61	\$26.97	\$29.47	\$32.48	\$61,589
47-2161	Plasterers & Stucco Masons		\$31.49	\$31.05	\$33.83	\$36.60	\$65,484
51-4193	Plating/Coating Machine Setters/Oprs/Tenders, Metal/Plastic	197	\$18.32	\$13.98	\$17.56	\$22.27	\$38,107
47-2152	Plumbers, Pipefitters, & Steamfitters	4,170	\$33.73	\$23.37	\$32.46	\$43.24	\$70,146
29-1081	Podiatrists		\$64.28	\$60.14	\$65.91	\$71.64	\$133,692
33-1012	Police & Detective Supervisors	896	\$51.73	\$45.09	\$51.82	\$57.78	\$107,590
33-3051	Police & Sheriff's Patrol Officers	3,373	\$39.42	\$34.65	\$39.89	\$44.71	\$81,993
43-5031	Police, Fire & Ambulance Dispatchers	698	\$28.13	\$25.16	\$28.17	\$32.13	\$58,524
25-1065	Political Science Teachers, Postsecondary	269					\$85,559
19-3094	Political Scientists	81	\$35.30	\$24.96	\$29.54	\$42.25	\$73,421
43-5051	Postal Service Clerks	524	\$25.58	\$27.12	\$27.12	\$27.13	\$53,217
43-5052	Postal Service Mail Carriers	2,645	\$25.99	\$26.41	\$27.91	\$27.92	\$54,049
43-5053	Postal Svc Mail Sorters/Processors/Processing Mach Oprs	1,480	\$25.21	\$26.18	\$26.60	\$26.61	\$52,425
11-9131	Postmasters & Mail Superintendents	49	\$38.61	\$31.67	\$37.85	\$45.54	\$80,306
25-1199	Postsecondary Teachers, All Other	569					\$76,717
51-4052	Pourers & Casters, Metal	27	\$21.26	\$17.33	\$20.96	\$25.75	\$44,225
51-8012	Power Distributors & Dispatchers	113	\$49.17	\$42.06	\$51.41	\$56.56	\$102,271
51-8013	Power Plant Operators	116	\$42.46	\$40.81	\$43.91	\$47.00	\$88,317
49-9069	Precision Instrument & Equipment Repairers, All Other	34					
51-5111	Prepress Technicians & Workers	424	\$19.91	\$13.91	\$20.00	\$24.91	\$41,405
25-2011	Preschool Teachers, Except Special Education	4,263	\$14.65	\$11.68	\$14.31	\$17.25	\$30,470
51-6021	Pressers, Textile, Garment & Related Materials	588	\$14.49	\$12.03	\$14.82	\$17.13	\$30,148
51-5113	Print Binding & Finishing Workers	368	\$16.22	\$12.36	\$14.67	\$19.15	\$33,741
51-5112	Printing Press Operators	1,454	\$21.11	\$17.06	\$20.44	\$25.09	\$43,909
33-9021	Private Detectives & Investigators	214	\$25.41	\$15.16	\$22.36	\$32.86	\$52,850
21-1092	Probation Officers & Correctional Treatment Specialists	561	\$28.46	\$25.20	\$26.83	\$30.96	\$59,196
43-3061	Procurement Clerks	419	\$21.45	\$18.03	\$21.33	\$25.10	\$44,632
27-2012	Producers & Directors	1,540	\$33.37	\$19.63	\$29.14	\$42.90	\$69,406
51-1011	Production & Operating Worker Supervisors	5,967	\$35.28	\$25.04	\$34.47	\$45.29	\$73,385
51-9198	Production Worker Helpers	2,058	\$13.38	\$9.81	\$12.02	\$15.62	\$27,827
51-9199	Production Workers, All Other	1,737	\$13.96	\$10.16	\$11.42	\$14.95	\$29,039
43-5061	Production, Planning & Expediting Clerks	5,281	\$25.14	\$18.91	\$23.37	\$32.04	\$52,293
43-9081	Proofreaders & Copy Markers	161	\$19.20	\$15.32	\$18.90	\$22.77	\$39,943
11-9141	Property, Real Estate & Community Association Managers	2,038	\$38.76	\$25.49	\$33.00	\$49.01	\$80,631
33-1099	Protective Service Worker Supervisors, All Other	955	\$26.06	\$16.83	\$23.65	\$32.48	\$54,189
33-9099	Protective Service Workers, All Other	784	\$22.82	\$14.75	\$17.41	\$27.04	\$47,455
31-1013	Psychiatric Aides	200	\$13.94	\$10.94	\$12.68	\$16.07	\$28,990

SOC code	Seattle-Bellevue-Everett, WA MD Occupational title	Estimated employment	Average wage	Percentiles			Annual wage
				25th	50th	75th	
29-2053	Psychiatric Technicians	70	\$19.33	\$17.34	\$19.67	\$21.71	\$40,204
29-1066	Psychiatrists	118					\$182,890
19-3039	Psychologists, All Other	208	\$47.50	\$36.15	\$46.10	\$53.83	\$98,801
25-1066	Psychology Teachers, Postsecondary	340					\$69,437
27-3012	Public Address System & Other Announcers	66	\$13.96	\$9.65	\$10.93	\$20.03	\$29,040
11-2031	Public Relations & Fundraising Managers	1,162	\$54.43	\$38.99	\$48.77	\$63.89	\$113,210
27-3031	Public Relations Specialists	2,582	\$32.00	\$23.81	\$31.44	\$38.31	\$66,567
13-1023	Purchasing Agents, Except Wholesale/Retail/Farm Products	6,824	\$35.74	\$26.93	\$34.87	\$44.47	\$74,344
11-3061	Purchasing Managers	1,356	\$64.47	\$48.34	\$60.96	\$78.15	\$134,087
29-1124	Radiation Therapists	187	\$52.99	\$43.42	\$51.75	\$60.88	\$110,218
27-3011	Radio & Television Announcers	311	\$27.70	\$11.74	\$18.48	\$29.77	\$57,624
49-2021	Radio, Cellular & Tower Equipment Installers/Repairers	338	\$32.75	\$27.35	\$33.02	\$37.85	\$68,107
29-2034	Radiologic Technologists	1,752	\$35.51	\$30.07	\$34.92	\$41.26	\$73,847
49-3043	Rail Car Repairers	263	\$25.48	\$24.75	\$26.79	\$28.84	\$53,007
47-4061	Rail Track Laying & Maintenance Equipment Operators		\$22.70	\$20.30	\$21.94	\$23.58	\$47,213
53-4031	Railroad Conductors & Yardmasters		\$26.79	\$20.52	\$26.62	\$33.30	\$55,724
41-9021	Real Estate Brokers	338	\$44.67	\$24.13	\$37.07	\$58.93	\$92,910
41-9022	Real Estate Sales Agents	3,072	\$23.95	\$14.10	\$18.19	\$25.82	\$49,824
43-4171	Receptionists & Information Clerks	9,730	\$15.90	\$13.02	\$15.43	\$18.39	\$33,083
25-1193	Recreation & Fitness Studies Teachers, Postsecondary	136					\$52,088
39-9032	Recreation Workers	2,664	\$14.27	\$10.67	\$12.07	\$15.99	\$29,664
29-1125	Recreational Therapists	93	\$28.17	\$21.23	\$26.85	\$34.78	\$58,587
53-7081	Refuse & Recyclable Material Collectors	833	\$24.36	\$19.76	\$23.72	\$29.26	\$50,661
29-1141	Registered Nurses	23,374	\$41.09	\$33.59	\$40.79	\$48.52	\$85,457
21-1015	Rehabilitation Counselors	2,488	\$19.85	\$14.01	\$17.26	\$23.72	\$41,289
47-2171	Reinforcing Iron & Rebar Workers		\$29.91	\$22.54	\$30.96	\$36.20	\$62,221
21-2099	Religious Workers, All Other	111	\$16.11	\$11.28	\$14.01	\$17.44	\$33,522
27-3022	Reporters & Correspondents	376	\$21.79	\$12.65	\$19.48	\$28.84	\$45,324
43-4181	Reservation/Transportation Ticket Agents/Travel Clerks	1,465	\$16.08	\$11.53	\$14.95	\$20.52	\$33,448
39-9041	Residential Advisors	176	\$15.65	\$11.48	\$13.63	\$17.41	\$32,566
29-1126	Respiratory Therapists	628	\$34.61	\$29.75	\$34.52	\$40.10	\$71,982
41-2031	Retail Salespersons	50,258	\$15.04	\$10.65	\$12.28	\$16.03	\$31,288
49-9096	Riggers	31	\$25.31	\$21.18	\$25.34	\$29.22	\$52,652
51-4023	Rolling Machine Setters/Operators & Tenders/Metal & Plastic	161	\$21.31	\$16.02	\$18.40	\$22.77	\$44,337
47-3016	Roofer Helpers	158	\$12.77	\$10.65	\$12.44	\$14.56	\$26,561
47-2181	Roofers	1,174	\$22.10	\$15.43	\$20.26	\$30.08	\$45,967
53-5011	Sailors & Marine Oilers	1,707	\$23.81	\$20.18	\$24.23	\$27.68	\$49,533
41-9099	Sales & Related Workers, All Other		\$18.20	\$13.33	\$15.37	\$20.76	\$37,847
41-9031	Sales Engineers	881	\$57.41	\$41.88	\$56.54	\$69.31	\$119,399
11-2022	Sales Managers	5,116	\$61.26	\$39.75	\$56.27	\$75.92	\$127,425
41-3099	Sales Reps, Services, All Other	10,061	\$32.63	\$20.01	\$28.23	\$42.50	\$67,867
41-4012	Sales Reps/Wholesale/Mfg, Except Tech/Science Products	21,570	\$36.97	\$21.82	\$33.03	\$46.48	\$76,889
41-4011	Sales Reps/Wholesale/Mfg, Tech/Scientific Products	3,833	\$45.22	\$27.95	\$43.25	\$62.73	\$94,063
41-1012	Sales Worker Supervisors, Non-Retail	3,052	\$45.36	\$28.15	\$38.24	\$57.56	\$94,346
41-1011	Sales Worker Supervisors, Retail	9,380	\$23.31	\$17.13	\$21.41	\$27.46	\$48,493
51-7041	Sawing Machine Setters/Operators & Tenders, Wood	218	\$18.41	\$15.62	\$18.71	\$21.71	\$38,311
25-2031	Secondary School Teachers, Except Spec/Voc/Tech Educ	4,490					\$65,563
43-6014	Secretaries & Admin Assts, Except Legal/Medical & Exec	16,607	\$20.25	\$16.66	\$20.18	\$23.45	\$42,115
41-3031	Securities, Commodities & Financial Services Sales Agents	3,463	\$47.37	\$19.19	\$31.83	\$66.17	\$98,548
49-2098	Security & Fire Alarm Systems Installers	404	\$23.15	\$18.63	\$24.35	\$28.21	\$48,149
33-9032	Security Guards	10,080	\$16.69	\$11.69	\$14.24	\$19.25	\$34,712
25-3021	Self-Enrichment Education Teachers	3,795	\$22.58	\$15.96	\$21.83	\$27.96	\$46,957
51-9141	Semiconductor Processors	60	\$16.43	\$13.21	\$14.44	\$18.06	\$34,168
51-9012	Separating & Filtering Machine Setters/Operators/Tenders	317	\$16.54	\$13.19	\$15.38	\$18.34	\$34,403
47-4071	Septic Tank Servicers & Sewer Pipe Cleaners	220	\$22.90	\$18.12	\$23.54	\$27.66	\$47,639
27-1027	Set & Exhibit Designers	54	\$24.06	\$18.44	\$22.31	\$27.65	\$50,060
51-6031	Sewing Machine Operators	2,421	\$14.43	\$11.28	\$13.82	\$17.03	\$30,016
39-5093	Shampooers		\$11.52	\$9.80	\$11.24	\$13.02	\$23,952
47-2211	Sheet Metal Workers	2,092	\$27.97	\$20.35	\$23.76	\$34.89	\$58,168
53-5031	Ship Engineers	879	\$39.24	\$31.88	\$36.89	\$43.23	\$81,619
43-5071	Shipping, Receiving & Traffic Clerks	8,525	\$18.16	\$13.73	\$17.13	\$21.33	\$37,771
51-6041	Shoe & Leather Workers & Repairers		\$14.06	\$13.01	\$13.91	\$14.82	\$29,232

SOC code	Seattle-Bellevue-Everett, WA MD Occupational title	Estimated employment	Average wage	Percentiles			Annual wage
				25th	50th	75th	
49-9097	Signal & Track Switch Repairers	78	\$33.43	\$28.80	\$33.65	\$38.44	\$69,547
39-5094	Skincare Specialists	553	\$16.15	\$10.90	\$13.68	\$17.72	\$33,588
51-3023	Slaughterers & Meat Packers	215	\$12.61	\$10.71	\$11.78	\$13.76	\$26,229
39-1012	Slot Supervisors	26	\$23.26	\$18.28	\$25.39	\$28.02	\$48,374
11-9151	Social & Community Service Managers	1,204	\$34.44	\$25.39	\$31.41	\$40.31	\$71,647
21-1093	Social & Human Service Assistants	3,844	\$15.06	\$12.03	\$14.33	\$17.46	\$31,322
19-4061	Social Science Research Assistants	226	\$18.53	\$15.99	\$17.72	\$20.52	\$38,541
25-1069	Social Sciences Teachers, Postsecondary, All Other	68					\$71,789
19-3099	Social Scientists & Related Workers, All Other	364	\$32.65	\$23.07	\$31.92	\$39.77	\$67,916
21-1029	Social Workers, All Other	406	\$28.40	\$21.76	\$29.54	\$35.72	\$59,064
19-3041	Sociologists	62	\$32.25	\$24.14	\$32.79	\$40.14	\$67,084
25-1067	Sociology Teachers, Postsecondary	121					\$80,550
15-1132	Software Developers, Applications	45,312	\$57.26	\$48.07	\$56.48	\$67.80	\$119,101
15-1133	Software Developers, Systems Software	8,735	\$56.45	\$46.70	\$56.32	\$67.24	\$117,418
19-1013	Soil & Plant Scientists	23	\$35.01	\$31.57	\$35.23	\$39.20	\$72,823
27-4014	Sound Engineering Technicians	203	\$27.70	\$19.21	\$30.74	\$35.53	\$57,614
25-2052	Special Ed Teachers, Kindergarten & Elementary School	1,060					\$61,122
25-2059	Special Education Teachers, All Other	39					\$48,762
25-2053	Special Education Teachers, Middle School	384					\$61,680
25-2051	Special Education Teachers, Preschool	161					\$60,929
25-2054	Special Education Teachers, Secondary School	650					\$62,826
29-1127	Speech-Language Pathologists	1,286	\$36.06	\$27.44	\$34.40	\$43.76	\$75,003
51-8021	Stationary Engineers & Boiler Operators	162	\$30.89	\$25.04	\$32.06	\$36.79	\$64,266
43-9111	Statistical Assistants	421	\$24.89	\$20.69	\$24.12	\$29.01	\$51,776
15-2041	Statisticians	697	\$42.02	\$32.57	\$41.56	\$48.80	\$87,404
43-5081	Stock Clerks & Order Fillers	18,039	\$15.39	\$11.12	\$13.94	\$19.17	\$32,007
47-2022	Stonemasons		\$25.16	\$22.67	\$26.06	\$28.37	\$52,341
47-2221	Structural Iron & Steel Workers	827	\$37.28	\$33.76	\$39.87	\$43.73	\$77,554
51-2041	Structural Metal Fabricators & Fitters	895	\$20.41	\$16.44	\$18.46	\$22.97	\$42,443
21-1011	Substance Abuse & Behavioral Disorder Counselors	1,019	\$22.10	\$17.70	\$21.49	\$25.40	\$45,973
25-3098	Substitute Teachers	6,576	\$19.58	\$17.49	\$19.80	\$21.91	\$40,721
29-1067	Surgeons	325					\$219,342
29-2055	Surgical Technologists	734	\$25.16	\$21.44	\$25.26	\$28.71	\$52,331
19-3022	Survey Researchers	141	\$30.63	\$23.70	\$27.89	\$35.37	\$63,718
17-3031	Surveying & Mapping Technicians	520	\$27.08	\$22.40	\$27.26	\$32.61	\$56,336
17-1022	Surveyors	403	\$35.51	\$28.15	\$36.82	\$44.04	\$73,847
43-2011	Switchboard Operators, Including Answering Service	615	\$16.94	\$14.05	\$16.47	\$18.68	\$35,234
51-6052	Tailors, Dressmakers & Custom Sewers		\$14.52	\$12.76	\$14.24	\$16.48	\$30,209
53-7121	Tank Car, Truck & Ship Loaders	156	\$25.28	\$15.49	\$22.68	\$33.47	\$52,603
47-2082	Tapers	954	\$25.81	\$20.74	\$23.58	\$32.60	\$53,679
13-2081	Tax Examiners, Collectors & Revenue Agents		\$27.14	\$22.70	\$24.45	\$27.66	\$56,458
13-2082	Tax Preparers	386	\$17.96	\$12.66	\$14.93	\$18.68	\$37,344
53-3041	Taxi Drivers & Chauffeurs	2,940	\$14.59	\$11.11	\$14.46	\$17.66	\$30,338
25-9041	Teacher Assistants	12,568					\$33,512
25-3097	Teachers & Instructors, All Other, Exc Substitute Teachers	2,272					\$41,045
51-2092	Team Assemblers	5,947	\$16.54	\$12.89	\$15.33	\$18.96	\$34,403
27-3042	Technical Writers	862	\$40.45	\$33.13	\$40.79	\$47.05	\$84,129
49-2022	Telecom Equip Installers/Repairers, Except Line	1,887	\$31.72	\$25.64	\$31.47	\$36.20	\$65,977
49-9052	Telecommunications Line Installers & Repairers	602	\$28.30	\$21.89	\$27.88	\$35.01	\$58,878
41-9041	Telemarketers	1,970	\$14.14	\$11.04	\$13.59	\$16.59	\$29,402
43-3071	Tellers	3,605	\$14.72	\$12.75	\$14.24	\$16.57	\$30,627
51-6062	Textile Cutting Machine Setters, Operators & Tenders	32	\$13.63	\$10.71	\$11.83	\$16.60	\$28,357
29-1129	Therapists, All Other		\$28.32	\$21.77	\$28.16	\$34.13	\$58,901
47-2044	Tile & Marble Setters	1,025	\$26.32	\$24.01	\$26.41	\$29.02	\$54,733
49-3093	Tire Repairers & Changers		\$15.51	\$12.58	\$14.78	\$17.59	\$32,258
23-2093	Title Examiners, Abstractors, & Searchers	670	\$23.34	\$17.80	\$22.33	\$28.22	\$48,559
51-4194	Tool Grinders, Filers & Sharpeners	136	\$34.79	\$22.87	\$40.51	\$45.43	\$72,367
39-7011	Tour Guides & Escorts	321	\$15.07	\$10.77	\$13.19	\$14.83	\$31,350
53-6041	Traffic Technicians	46	\$26.62	\$24.72	\$27.13	\$29.53	\$55,358
11-3131	Training & Development Managers	355	\$53.84	\$40.69	\$52.31	\$66.08	\$111,993
13-1151	Training & Development Specialists	3,065	\$34.85	\$25.10	\$34.96	\$44.73	\$72,489
33-3052	Transit & Railroad Police		\$21.78	\$17.94	\$20.72	\$23.22	\$45,288

SOC code	Seattle-Bellevue-Everett, WA MD Occupational title	Estimated employment	Average wage	Percentiles			Annual wage
				25th	50th	75th	
53-6061	Transportation Attendants, Except Flight Attendants		\$14.12	\$12.63	\$13.64	\$14.67	\$29,372
53-6051	Transportation Inspectors	313	\$49.66	\$43.10	\$51.73	\$59.41	\$103,295
33-9093	Transportation Security Screeners	828	\$18.89	\$17.71	\$18.59	\$20.53	\$39,290
53-6099	Transportation Workers, All Other	396	\$18.13	\$13.33	\$18.16	\$21.80	\$37,709
11-3071	Transportation, Storage & Distribution Managers	1,639	\$50.08	\$35.28	\$49.34	\$62.91	\$104,165
53-1031	Transportation/Material Moving Vehicle Operator Supervisors	2,394	\$34.06	\$23.68	\$32.74	\$41.55	\$70,852
41-3041	Travel Agents	1,181	\$21.34	\$14.73	\$21.07	\$24.85	\$44,386
37-3013	Tree Trimmers & Pruners	55	\$26.48	\$24.62	\$27.48	\$30.35	\$55,067
53-3032	Truck Drivers, Heavy & Tractor-Trailer	10,727	\$22.55	\$17.64	\$21.61	\$26.92	\$46,910
53-3033	Truck Drivers, Light or Delivery Services	9,468	\$17.95	\$12.83	\$16.36	\$21.52	\$37,353
51-6093	Upholsterers	272	\$20.51	\$12.25	\$18.44	\$25.97	\$42,667
19-3051	Urban & Regional Planners	1,080	\$40.89	\$34.35	\$39.91	\$46.19	\$85,062
39-3031	Ushers, Lobby Attendants & Ticket Takers		\$12.45	\$10.02	\$11.51	\$14.13	\$25,883
29-1131	Veterinarians	643	\$42.88	\$33.56	\$40.84	\$54.16	\$89,199
31-9096	Veterinary Assistants & Laboratory Animal Caretakers	977	\$13.69	\$11.89	\$13.51	\$15.13	\$28,479
29-2056	Veterinary Technologists & Technicians	820	\$17.14	\$15.19	\$16.84	\$18.44	\$35,641
25-1194	Vocational Education Teachers, Postsecondary	2,141	\$28.20	\$22.77	\$26.80	\$31.56	\$58,648
35-3031	Waiters & Waitresses	22,842	\$14.77	\$9.62	\$11.04	\$17.40	\$30,717
51-8031	Water & Wastewater Treatment Plant & System Operators	534	\$34.61	\$30.69	\$34.80	\$39.36	\$71,971
15-1134	Web Developers	3,846	\$42.67	\$30.17	\$41.44	\$54.98	\$88,743
43-5111	Weighers/Measurers/Checkers & Samplers, Recordkeeping	365	\$18.09	\$15.07	\$18.30	\$21.61	\$37,629
51-4121	Welders, Cutters, Solderers & Brazers	2,320	\$23.85	\$19.48	\$22.60	\$27.18	\$49,599
51-4122	Welding/Soldering/Brazing Mach Setters/Operators & Tenders	182	\$19.12	\$13.16	\$17.11	\$23.99	\$39,787
13-1022	Wholesale & Retail Buyers, Except Farm Products		\$26.20	\$20.15	\$25.32	\$31.85	\$54,501
51-7099	Woodworkers, All Other	67	\$17.38	\$14.78	\$16.67	\$18.71	\$36,163
51-7042	Woodworking Mach Setters/Oprs & Tenders, Except Sawing		\$17.21	\$13.57	\$17.42	\$21.08	\$35,797
43-9022	Word Processors & Typists	304	\$25.78	\$20.50	\$24.30	\$31.81	\$53,603
27-3043	Writers & Authors	906	\$35.62	\$25.13	\$34.64	\$43.64	\$74,101
19-1023	Zoologists & Wildlife Biologists	707	\$40.57	\$29.87	\$36.83	\$47.49	\$84,382

**Spokane, WA MSA**  
**2015 Occupational Employment**  
**and Wage Estimates**  
Includes Spokane County



SOC code	Spokane, WA MSA Occupational title	Estimated employment	Average wage	Percentiles			Annual wage
				25th	50th	75th	
13-2011	Accountants & Auditors	1,503	\$29.82	\$22.15	\$28.03	\$35.25	\$62,014
15-2011	Actuaries		\$45.13	\$37.21	\$44.90	\$54.54	\$93,863
51-9191	Adhesive Bonding Machine Operators & Tenders	44	\$14.54	\$10.93	\$12.86	\$16.43	\$30,260
23-1021	Admin Law Judges, Adjudicators & Hearing Officers	49	\$43.46	\$36.96	\$39.83	\$41.85	\$90,395
11-3011	Administrative Services Managers	322	\$37.07	\$25.82	\$35.79	\$46.00	\$77,112
25-3011	Adult Literacy, Remedial Ed, GED Teachers/Instructors	199	\$19.20	\$13.48	\$16.58	\$24.44	\$39,950
11-2011	Advertising & Promotions Managers	21	\$33.31	\$24.99	\$29.57	\$36.49	\$69,284
41-3011	Advertising Sales Agents	297	\$27.89	\$17.74	\$25.46	\$35.49	\$58,028
17-2011	Aerospace Engineers	27	\$45.70	\$33.51	\$41.55	\$56.84	\$95,049
49-3011	Aircraft Mechanics & Service Technicians	354	\$27.33	\$24.74	\$26.85	\$29.23	\$56,840
39-3091	Amusement & Recreation Attendants	890	\$10.66	\$9.72	\$10.51	\$11.35	\$22,174
29-1061	Anesthesiologists	38					\$226,186
39-2011	Animal Trainers	11	\$14.07	\$12.11	\$14.03	\$16.22	\$29,256
13-2021	Appraisers & Assessors of Real Estate	131	\$37.22	\$32.89	\$37.34	\$43.10	\$77,427
17-1011	Architects, Except Landscape & Naval	102	\$33.34	\$27.07	\$33.41	\$38.50	\$69,345
17-3011	Architectural & Civil Drafters	149	\$23.28	\$19.69	\$22.77	\$26.93	\$48,417
11-9041	Architectural & Engineering Managers	169	\$55.98	\$48.44	\$56.04	\$64.96	\$116,434
27-1011	Art Directors	30	\$40.49	\$26.04	\$35.23	\$48.16	\$84,210
51-2099	Artists & Related Workers, All Other	179	\$13.06	\$10.76	\$11.80	\$14.08	\$27,156
29-9091	Athletic Trainers	44					\$37,162
27-4011	Audio & Video Equipment Technicians	43	\$17.85	\$14.53	\$17.57	\$21.06	\$37,121
29-1181	Audiologists		\$39.18	\$33.70	\$37.80	\$44.31	\$81,503
25-9011	Audio-Visual & Multimedia Collections Specialists	15	\$22.08	\$16.23	\$21.50	\$27.24	\$45,943
53-6031	Automotive & Watercraft Service Attendants	109	\$14.41	\$10.26	\$11.95	\$18.79	\$29,972
49-3021	Automotive Body & Related Repairers	168	\$25.13	\$17.07	\$23.54	\$29.84	\$52,267
49-3023	Automotive Service Technicians & Mechanics	785	\$21.39	\$16.83	\$20.62	\$25.94	\$44,488
49-2091	Avionics Technicians		\$28.63	\$24.84	\$28.32	\$32.96	\$59,548
39-6011	Baggage Porters & Bellhops	40	\$10.31	\$9.63	\$9.77	\$11.01	\$21,438
51-3011	Bakers	325	\$13.69	\$10.10	\$11.61	\$17.28	\$28,479
35-3011	Bartenders	901	\$12.15	\$9.69	\$10.89	\$12.98	\$25,270
43-3011	Bill & Account Collectors	632	\$16.48	\$13.51	\$16.01	\$19.01	\$34,280
43-3021	Billing & Posting Clerks & Machine Operators	1,401	\$15.94	\$13.52	\$15.14	\$18.03	\$33,164
25-1042	Biological Science Teachers, Postsecondary	99					\$62,917
19-4021	Biological Technicians	86	\$21.55	\$17.08	\$20.05	\$25.68	\$44,828
47-2011	Boilermakers		\$34.59	\$30.97	\$34.57	\$38.79	\$71,950
43-3031	Bookkeeping, Accounting & Auditing Clerks	2,969	\$18.94	\$15.38	\$18.23	\$22.30	\$39,385
47-3011	Brick/Block/Stonemason & Tile/Marble Setter Helpers		\$22.07	\$17.71	\$22.95	\$26.49	\$45,896
47-2021	Brickmasons & Blockmasons	143	\$23.89	\$17.57	\$24.49	\$29.78	\$49,686
27-4012	Broadcast Technicians	94	\$17.10	\$11.41	\$15.21	\$18.35	\$35,550
43-4011	Brokerage Clerks	118	\$24.06	\$20.03	\$23.64	\$28.12	\$50,051
13-2031	Budget Analysts	64	\$32.08	\$27.25	\$30.60	\$36.24	\$66,729
49-3031	Bus & Truck Mechanics & Diesel Engine Specialists	434	\$19.69	\$15.87	\$18.66	\$23.33	\$40,959
53-3022	Bus Drivers, School or Special Client	943	\$13.61	\$10.57	\$12.07	\$16.61	\$28,315
53-3021	Bus Drivers, Transit & Intercity	329	\$18.14	\$12.80	\$20.22	\$22.35	\$37,719
13-1199	Business Operations Specialists, All Other	1,193	\$29.82	\$21.30	\$29.24	\$37.55	\$62,024
25-1011	Business Teachers, Postsecondary	136					\$65,634
51-3021	Butchers & Meat Cutters	212	\$17.57	\$11.71	\$18.78	\$22.05	\$36,550
51-7011	Cabinetmakers & Bench Carpenters	183	\$18.86	\$15.25	\$17.34	\$19.99	\$39,227
27-4031	Camera Operators, TV, Video & Motion Picture		\$25.98	\$19.07	\$26.98	\$30.45	\$54,034
29-2031	Cardiovascular Technologists & Technicians	109	\$34.47	\$30.21	\$36.06	\$42.94	\$71,708
25-2032	Career/Technical Education Teachers, Secondary School	207					\$65,604
43-5011	Cargo & Freight Agents	44	\$20.42	\$15.43	\$19.18	\$23.87	\$42,460
47-2031	Carpenters	975	\$23.84	\$17.00	\$21.58	\$29.76	\$49,595
41-2011	Cashiers	4,500	\$12.66	\$10.32	\$11.57	\$13.72	\$26,321
47-2051	Cement Masons & Concrete Finishers		\$23.23	\$18.27	\$24.44	\$27.84	\$48,308

SOC code	Spokane, WA MSA Occupational title	Estimated employment	Average wage	Percentiles			Annual wage
				25th	50th	75th	
35-1011	Chefs & Head Cooks	109	\$19.58	\$14.37	\$19.92	\$22.73	\$40,710
17-2041	Chemical Engineers	15	\$40.99	\$36.30	\$42.07	\$46.31	\$85,275
19-4031	Chemical Technicians	54	\$25.26	\$20.53	\$26.36	\$29.80	\$52,534
19-2031	Chemists	26	\$38.12	\$29.60	\$33.63	\$45.26	\$79,282
11-1011	Chief Executives	327					\$192,654
21-1021	Child, Family & School Social Workers	640	\$24.44	\$19.66	\$26.18	\$27.49	\$50,840
39-9011	Childcare Workers	959	\$10.80	\$9.64	\$10.41	\$11.49	\$22,460
29-1011	Chiropractors	41	\$39.84	\$32.73	\$37.72	\$47.31	\$82,862
17-3022	Civil Engineering Technicians	137	\$27.66	\$24.90	\$28.18	\$30.31	\$57,522
17-2051	Civil Engineers	432	\$36.48	\$31.87	\$35.20	\$41.05	\$75,885
13-1031	Claims Adjusters, Examiners & Investigators	534	\$28.93	\$25.05	\$27.28	\$32.03	\$60,179
53-7061	Cleaners of Vehicles & Equipment	701	\$11.70	\$9.88	\$11.01	\$12.56	\$24,339
21-2011	Clergy	43	\$26.86	\$23.80	\$27.66	\$30.90	\$55,870
19-3031	Clinical, Counseling & School Psychologists	129	\$32.75	\$26.04	\$33.01	\$41.31	\$68,118
51-4012	CNC Machine Tool Programmers, Metal/Plastic	33	\$24.07	\$20.06	\$22.93	\$27.81	\$50,077
27-2022	Coaches & Scouts	768					\$37,791
51-9121	Coating/Painting/Spraying Machine Setters/Oprs/Tenders	260	\$14.72	\$11.68	\$15.04	\$17.35	\$30,616
49-9091	Coin, Vending & Amusement Machine Svcs & Repairers	49	\$15.62	\$13.51	\$16.32	\$17.97	\$32,471
35-3021	Combined Food Prep & Serving Workers, Inc Fast Food	5,659	\$10.79	\$9.61	\$10.26	\$11.50	\$22,450
27-1021	Commercial & Industrial Designers		\$23.37	\$19.80	\$22.77	\$26.53	\$48,610
53-2012	Commercial Pilots	118					\$68,992
25-1122	Communications Teachers, Postsecondary	70					\$56,285
21-1099	Community & Social Service Specialists, All Other	76	\$17.19	\$13.30	\$16.04	\$20.43	\$35,753
21-1094	Community Health Workers	44	\$21.40	\$13.25	\$20.37	\$28.73	\$44,523
11-3111	Compensation & Benefits Managers	10	\$44.77	\$39.10	\$46.67	\$54.33	\$93,113
13-1141	Compensation, Benefits & Job Analysis Specialists	85	\$35.58	\$24.75	\$29.60	\$44.36	\$73,999
13-1041	Compliance Officers (Except Agric/Const/Safety/Trans)	444	\$30.19	\$24.54	\$28.34	\$34.49	\$62,775
11-3021	Computer & Information Systems Managers	331	\$49.71	\$40.88	\$47.58	\$57.83	\$103,415
51-4011	Computer Controlled Machine Tool Operators, Metal/Plastic	188	\$20.37	\$15.20	\$20.36	\$23.82	\$42,352
15-1143	Computer Network Architects	183	\$44.89	\$35.63	\$39.84	\$50.31	\$93,376
15-1152	Computer Network Support Specialists	200	\$28.76	\$21.93	\$27.64	\$34.62	\$59,814
15-1199	Computer Occupations, All Other	257	\$30.47	\$20.07	\$31.45	\$38.22	\$63,363
43-9011	Computer Operators	77	\$20.78	\$16.01	\$21.05	\$25.94	\$43,231
15-1131	Computer Programmers	256	\$26.84	\$21.78	\$26.54	\$31.37	\$55,839
15-1121	Computer Systems Analysts	510	\$35.38	\$31.10	\$35.19	\$40.19	\$73,584
15-1151	Computer User Support Specialists	709	\$22.68	\$17.90	\$22.15	\$27.28	\$47,180
49-2011	Computer, Automated Teller & Office Machine Repairers		\$14.92	\$12.90	\$14.59	\$16.88	\$31,021
39-6012	Concierges	22	\$12.89	\$10.18	\$11.75	\$13.94	\$26,813
19-1031	Conservation Scientists	35	\$30.13	\$22.01	\$26.14	\$39.38	\$62,653
47-4011	Construction & Building Inspectors	101	\$29.06	\$24.61	\$30.46	\$34.38	\$60,458
47-4099	Construction & Related Workers, All Other	61	\$18.64	\$14.31	\$17.58	\$22.95	\$38,762
47-2061	Construction Laborers	1,494	\$19.27	\$14.33	\$17.92	\$24.54	\$40,089
11-9021	Construction Managers	240	\$38.66	\$29.88	\$35.94	\$43.53	\$80,418
47-1011	Construction Supervisors of Trades & Extraction Workers	627	\$33.12	\$26.55	\$31.32	\$37.39	\$68,889
47-3019	Construction Trades Helpers, All Other	31	\$11.92	\$10.35	\$11.11	\$11.88	\$24,787
47-5041	Continuous Mining Machine Operators	23					
49-9012	Control & Valve Installers & Repairers (Not Mech Door)	86					
53-7011	Conveyor Operators & Tenders	74	\$14.70	\$12.90	\$13.87	\$14.83	\$30,582
35-2011	Cooks, Fast Food	1,195	\$10.82	\$9.94	\$10.72	\$11.49	\$22,522
35-2012	Cooks, Institution & Cafeteria	870	\$13.96	\$11.38	\$13.62	\$16.25	\$29,041
35-2014	Cooks, Restaurant	1,351	\$12.32	\$10.34	\$12.01	\$13.94	\$25,628
35-2015	Cooks, Short Order	127	\$11.29	\$9.92	\$10.88	\$11.83	\$23,482
51-9193	Cooling & Freezing Equipment Operators & Tenders		\$12.65	\$9.62	\$11.94	\$14.10	\$26,311
13-1051	Cost Estimators	431	\$28.19	\$20.41	\$26.84	\$34.25	\$58,628
41-2021	Counter & Rental Clerks	1,102	\$14.75	\$10.91	\$12.97	\$16.36	\$30,691
35-3022	Counter Attendants, Cafeteria/Concession & Coffee Shop	583	\$11.96	\$9.69	\$11.01	\$13.55	\$24,872
43-5021	Couriers & Messengers	54	\$12.89	\$11.07	\$12.61	\$14.40	\$26,811
43-4031	Court, Municipal & License Clerks	279	\$20.24	\$16.65	\$20.74	\$23.72	\$42,095
53-7021	Crane & Tower Operators		\$26.33	\$24.98	\$26.66	\$28.33	\$54,779
13-2041	Credit Analysts	95	\$37.47	\$27.79	\$35.48	\$46.64	\$77,934
43-4041	Credit Authorizers, Checkers & Clerks	71	\$17.98	\$15.46	\$17.39	\$19.66	\$37,406
13-2071	Credit Counselors	23	\$22.58	\$18.20	\$22.38	\$27.09	\$46,967



SOC code	Spokane, WA MSA Occupational title	Estimated employment	Average wage	Percentiles			Annual wage
				25th	50th	75th	
51-9021	Crush/Grind/Polishing Machine Setters/Operators & Tenders	15	\$16.54	\$12.08	\$15.06	\$17.79	\$34,413
25-4012	Curators	14	\$28.98	\$21.46	\$24.97	\$33.59	\$60,270
43-4051	Customer Service Representatives	3,609	\$16.00	\$12.11	\$15.14	\$18.64	\$33,296
51-4031	Cut/Punch/Press Mach Setters/Oprs/Tenders, Metal/Plastic	377	\$15.68	\$12.31	\$15.00	\$18.42	\$32,611
51-9031	Cutters & Trimmers, Hand	32	\$14.15	\$11.57	\$13.86	\$16.58	\$29,425
51-9032	Cutting & Slicing Machine Setters/Operators & Tenders	47	\$18.12	\$14.55	\$19.56	\$21.99	\$37,690
43-9021	Data Entry Keyers	360	\$13.61	\$10.87	\$12.41	\$15.55	\$28,313
15-1141	Database Administrators	125	\$38.30	\$26.66	\$36.93	\$50.00	\$79,657
41-9011	Demonstrators & Product Promoters	151	\$12.10	\$10.57	\$11.48	\$12.56	\$25,179
31-9091	Dental Assistants	637	\$18.90	\$16.61	\$19.29	\$21.64	\$39,311
29-2021	Dental Hygienists	378	\$40.36	\$36.26	\$40.89	\$45.16	\$83,946
51-9081	Dental Laboratory Technicians	130	\$22.13	\$19.01	\$21.44	\$23.89	\$46,026
29-1021	Dentists, General	80					\$200,533
33-3021	Detectives & Criminal Investigators	152	\$45.84	\$39.74	\$44.74	\$52.44	\$95,359
29-2032	Diagnostic Medical Sonographers	141	\$38.04	\$32.61	\$37.92	\$43.83	\$79,130
29-2051	Dietetic Technicians	76	\$15.83	\$12.18	\$14.72	\$18.20	\$32,913
29-1031	Dietitians & Nutritionists	105	\$28.13	\$23.74	\$27.97	\$33.34	\$58,506
35-9011	Dining Room & Cafeteria Attendants & Bartender Helpers	582	\$10.48	\$9.56	\$9.74	\$11.05	\$21,816
21-2021	Directors, Religious Activities & Education	19	\$19.18	\$17.13	\$19.17	\$21.58	\$39,900
35-9021	Dishwashers	771	\$10.83	\$9.62	\$10.30	\$11.56	\$22,522
43-5032	Dispatchers (Except Police, Fire & Ambulance)	295	\$18.86	\$15.02	\$19.12	\$22.34	\$39,223
17-3019	Drafters, All Other	26	\$25.33	\$22.34	\$26.33	\$28.89	\$52,676
53-3031	Driver/Sales Workers	532	\$13.72	\$10.61	\$11.86	\$16.39	\$28,518
47-2081	Drywall & Ceiling Tile Installers		\$28.87	\$22.83	\$30.57	\$34.45	\$60,063
47-5021	Earth Drillers, Except Oil & Gas	36	\$18.13	\$16.35	\$17.79	\$19.84	\$37,708
25-1063	Economics Teachers, Postsecondary	35					\$55,069
27-3041	Editors	127	\$30.11	\$21.18	\$27.01	\$35.56	\$62,643
11-9031	Educ Administrators, Preschool/Childcare Center/Program	79	\$24.20	\$19.84	\$23.91	\$28.45	\$50,333
11-9039	Education Administrators, All Other	33	\$29.55	\$22.44	\$26.33	\$37.40	\$61,457
11-9032	Education Administrators, Elementary & Secondary School	247					\$106,568
11-9033	Education Administrators, Postsecondary	167	\$41.84	\$33.55	\$40.20	\$46.48	\$87,019
25-9099	Education, Training & Library Workers, All Other	222	\$21.84	\$17.92	\$21.47	\$25.64	\$45,426
21-1012	Educational, Guidance, Vocational & School Counselors	447	\$28.64	\$23.45	\$29.36	\$34.79	\$59,581
51-2022	Electrical & Electronic Equipment Assemblers	253	\$15.52	\$11.44	\$13.74	\$18.13	\$32,275
17-3012	Electrical & Electronics Drafters	81	\$25.52	\$19.60	\$25.62	\$30.58	\$53,081
17-3023	Electrical & Electronics Engineering Technicians	175	\$28.75	\$25.35	\$31.02	\$32.74	\$59,794
17-2071	Electrical Engineers	210	\$42.04	\$36.52	\$42.56	\$47.85	\$87,435
49-9051	Electrical Power Line Installers & Repairers	124	\$41.44	\$39.91	\$42.37	\$46.82	\$86,188
49-2094	Electrical/Electronics Repairers, Comm & Industrial Equip	77					
47-2111	Electricians	921	\$28.57	\$21.34	\$27.12	\$34.58	\$59,424
51-2023	Electromechanical Equipment Assemblers	51	\$17.70	\$14.10	\$17.30	\$21.25	\$36,825
49-2096	Electronic Equipment Installers & Repairers, Motor Vehicles	11	\$15.48	\$13.40	\$15.26	\$17.55	\$32,198
17-2072	Electronics Engineers, Except Computer	98	\$41.06	\$33.58	\$41.39	\$46.52	\$85,396
25-2021	Elementary School Teachers, Except Special Education	2,073					\$61,599
43-4061	Eligibility Interviewers, Government Programs	134	\$20.02	\$18.57	\$21.02	\$22.07	\$41,658
17-3029	Engineering Technicians, Except Drafters, All Other	50	\$25.17	\$14.35	\$25.39	\$33.56	\$52,341
17-2199	Engineers, All Other	38	\$43.56	\$37.96	\$45.33	\$55.09	\$90,598
25-1123	English Language & Literature Teachers, Postsecondary	196					\$48,549
39-3099	Entertainment Attendants & Related Workers, All Other	20	\$11.83	\$9.83	\$11.96	\$13.51	\$24,606
17-2081	Environmental Engineers	52	\$37.12	\$33.34	\$38.71	\$40.82	\$77,204
19-4091	Environmental Science & Protection Techs (Inc Health)	49	\$25.09	\$24.38	\$26.57	\$28.69	\$52,179
19-2041	Environmental Scientists & Specialists (Inc Health)	134	\$29.50	\$24.69	\$29.61	\$32.63	\$61,345
53-7032	Excavating & Loading Machine & Dragline Operators	14	\$30.58	\$18.12	\$37.99	\$42.57	\$63,614
43-6011	Executive Secretaries & Administrative Assistants	616	\$21.45	\$17.25	\$20.48	\$25.86	\$44,621
51-9041	Extrude/Form/Press/Compact Mach Setters/Oprs/Tenders	61	\$16.80	\$13.58	\$15.09	\$20.11	\$34,942
51-4021	Extruding/Drawing Mach Setters/Oprs/Tenders, Metal/Plastic	135					
29-1062	Family & General Practitioners	139					\$190,200
45-2092	Farm Workers & Laborers/Crop/Nursery & Greenhouse	96					
45-2093	Farm Workers, Farm/Ranch/Aquacultural Animals	16	\$12.38	\$11.18	\$12.56	\$13.78	\$25,760
45-1011	Farming, Fishing & Forestry Worker Supervisors	22	\$29.22	\$19.94	\$23.13	\$42.02	\$60,762
47-4031	Fence Erectors	49	\$15.92	\$12.68	\$14.96	\$19.68	\$33,117
43-4071	File Clerks	159	\$13.57	\$10.51	\$12.05	\$15.96	\$28,222

SOC code	Spokane, WA MSA Occupational title	Estimated employment	Average wage	Percentiles			Annual wage
				25th	50th	75th	
27-4032	Film & Video Editors	32	\$17.96	\$12.76	\$14.65	\$18.83	\$37,355
13-2051	Financial Analysts	235	\$34.81	\$26.23	\$31.23	\$37.90	\$72,397
43-3099	Financial Clerks, All Other	14	\$19.60	\$16.83	\$19.22	\$21.89	\$40,765
11-3031	Financial Managers	663	\$47.78	\$34.69	\$46.02	\$56.95	\$99,379
13-2099	Financial Specialists, All Other	62	\$32.12	\$23.34	\$28.85	\$37.83	\$66,821
33-2011	Fire Fighters	605	\$32.75	\$25.36	\$33.92	\$42.22	\$68,127
33-1021	Fire Fighting & Prevention Worker Supervisors	114	\$45.11	\$39.93	\$43.54	\$47.19	\$93,826
33-2021	Fire Inspectors & Investigators	12	\$49.93	\$43.62	\$51.36	\$57.27	\$103,850
39-9031	Fitness Trainers & Aerobics Instructors	386	\$19.39	\$14.71	\$18.38	\$23.10	\$40,332
27-1023	Floral Designers	122	\$12.01	\$9.65	\$11.01	\$13.78	\$24,974
51-3092	Food Batchmakers	178	\$15.28	\$9.69	\$14.00	\$20.65	\$31,777
35-9099	Food Preparation & Serving Related Workers, All Other		\$11.23	\$9.68	\$10.54	\$12.41	\$23,359
35-1012	Food Preparation & Serving Worker Supervisors	1,336	\$14.89	\$11.52	\$13.67	\$17.45	\$30,972
35-2021	Food Preparation Workers	1,444	\$11.01	\$9.60	\$9.76	\$11.49	\$22,879
51-3099	Food Processing Workers, All Other	19	\$13.81	\$11.86	\$13.73	\$15.47	\$28,733
19-1012	Food Scientists & Technologists	13	\$29.23	\$17.23	\$25.25	\$42.48	\$60,798
35-3041	Food Servers, Nonrestaurant	477	\$11.23	\$9.72	\$10.78	\$11.88	\$23,370
11-9051	Food Service Managers	172	\$25.44	\$19.61	\$23.28	\$29.19	\$52,919
51-3091	Food/Tobacco Roasting/Baking/Drying Mach Oprs/Tenders	28	\$14.90	\$12.94	\$14.43	\$16.94	\$30,993
19-4092	Forensic Science Technicians	17	\$27.41	\$21.17	\$27.50	\$33.14	\$57,005
19-4093	Forest & Conservation Technicians	37	\$17.53	\$13.78	\$18.99	\$21.50	\$36,462
51-4071	Foundry Mold & Coremakers	65	\$19.42	\$16.51	\$18.82	\$22.40	\$40,387
13-1131	Fundraisers	125	\$21.10	\$15.74	\$21.39	\$26.93	\$43,885
51-9051	Furnace/Kiln/Oven/Drier & Kettle Operators & Tenders	33	\$14.69	\$12.42	\$14.13	\$16.67	\$30,545
11-1021	General & Operations Managers	2,363	\$46.95	\$29.73	\$41.45	\$58.49	\$97,645
25-1064	Geography Teachers, Postsecondary						\$47,160
19-2042	Geoscientists, Except Hydrologists & Geographers	22	\$41.11	\$34.86	\$43.40	\$49.69	\$85,508
47-2121	Glaziers	93	\$18.54	\$16.37	\$18.33	\$21.12	\$38,569
27-1024	Graphic Designers	316	\$19.27	\$15.08	\$17.75	\$22.23	\$40,082
51-4033	Grind/Lap/Polish/Buf Machine Setters/Oprs/Tenders	222	\$15.50	\$13.35	\$16.04	\$17.80	\$32,245
37-3019	Grounds Maintenance Workers, All Other		\$13.78	\$10.36	\$11.18	\$11.99	\$28,673
39-5012	Hairdressers, Hairstylists & Cosmetologists	307	\$13.94	\$10.92	\$12.64	\$14.77	\$28,990
47-4041	Hazardous Materials Removal Workers	150	\$21.20	\$18.35	\$20.85	\$23.01	\$44,092
17-2111	Health & Safety Engineers, Except Mining		\$37.24	\$33.57	\$37.60	\$42.67	\$77,467
29-1199	Health Diagnosing & Treating Practitioners, All Other	72	\$30.90	\$18.41	\$27.24	\$41.79	\$64,255
21-1091	Health Educators	70	\$24.42	\$18.14	\$23.80	\$28.96	\$50,780
29-2099	Health Technologists & Technicians, All Other	248	\$24.36	\$17.56	\$21.64	\$29.64	\$50,658
29-9099	Healthcare Practitioners & Technical Workers, All Other	78	\$36.79	\$27.03	\$39.89	\$46.28	\$76,514
21-1022	Healthcare Social Workers	229	\$28.48	\$21.75	\$26.70	\$32.86	\$59,236
31-9099	Healthcare Support Workers, All Other	544	\$15.65	\$13.48	\$15.14	\$17.61	\$32,566
29-2092	Hearing Aid Specialists		\$33.82	\$26.86	\$30.14	\$43.59	\$70,329
51-4191	Heat Treating Equip Setters/Oprs/Tenders, Metal/Plastic	33	\$19.24	\$16.33	\$17.69	\$19.10	\$40,001
49-9021	Heating/Air Cond/Refrigeration Mechanics & Installers	459	\$19.70	\$14.81	\$18.05	\$22.78	\$40,969
53-1021	Helper/Laborer & Material Mover(hand) Supervisors	262	\$24.39	\$19.99	\$22.10	\$26.58	\$50,732
47-4051	Highway Maintenance Workers	192	\$22.09	\$20.00	\$22.19	\$24.41	\$45,957
49-9031	Home Appliance Repairers	71	\$19.85	\$15.99	\$18.68	\$23.07	\$41,274
31-1011	Home Health Aides	460	\$13.51	\$10.55	\$11.55	\$15.84	\$28,091
35-9031	Hosts & Hostesses, Restaurant, Lounge & Coffee Shop	360	\$10.37	\$9.60	\$9.98	\$11.08	\$21,581
43-4081	Hotel, Motel & Resort Desk Clerks	366	\$10.92	\$9.84	\$10.72	\$11.59	\$22,712
37-1011	Housekeeping & Janitorial Worker Supervisors	135	\$16.51	\$11.94	\$15.01	\$20.08	\$34,355
13-1071	Human Resource Specialists	581	\$26.00	\$20.31	\$24.90	\$29.76	\$54,065
43-4161	Human Resources Assistants, Except Payroll & Timekeeping	219	\$17.01	\$14.05	\$16.99	\$19.82	\$35,376
11-3121	Human Resources Managers	172	\$40.63	\$27.34	\$39.68	\$49.51	\$84,514
19-2043	Hydrologists	22	\$34.29	\$28.86	\$36.08	\$38.86	\$71,333
17-3026	Industrial Engineering Technicians	48	\$29.92	\$23.67	\$28.16	\$36.75	\$62,227
17-2112	Industrial Engineers	177	\$33.95	\$25.51	\$33.08	\$41.23	\$70,623
49-9041	Industrial Machinery Mechanics	699	\$21.41	\$14.70	\$22.20	\$26.61	\$44,529
11-3051	Industrial Production Managers	167	\$37.93	\$28.04	\$34.94	\$45.09	\$78,907
53-7051	Industrial Truck & Tractor Operators	455	\$14.97	\$12.40	\$14.04	\$16.88	\$31,131
43-4199	Information & Record Clerks, All Other	225	\$19.80	\$17.10	\$19.28	\$22.70	\$41,171
15-1122	Information Security Analysts	61	\$48.62	\$27.99	\$61.07	\$68.59	\$101,123
51-9061	Inspectors, Testers, Sorters, Samplers & Weighers	422	\$19.97	\$15.78	\$19.27	\$24.15	\$41,538

SOC code	Spokane, WA MSA Occupational title	Estimated employment	Average wage	Percentiles			Annual wage
				25th	50th	75th	
49-9098	Installation, Maintenance & Repair Helpers	129	\$14.60	\$12.36	\$13.90	\$15.92	\$30,372
49-9099	Installation, Maintenance & Repair Workers, All Other	150	\$21.18	\$17.35	\$20.75	\$24.14	\$44,052
25-9031	Instructional Coordinators	74	\$26.38	\$21.40	\$25.56	\$30.80	\$54,876
43-9041	Insurance Claims & Policy Processing Clerks	988	\$17.90	\$15.68	\$17.76	\$20.52	\$37,234
41-3021	Insurance Sales Agents	1,103	\$19.78	\$13.99	\$16.64	\$22.93	\$41,158
13-2053	Insurance Underwriters	169	\$29.94	\$21.31	\$27.70	\$37.93	\$62,278
27-1025	Interior Designers	66	\$18.42	\$13.47	\$17.21	\$22.28	\$38,318
29-1063	Internists, General	56					\$162,113
43-4111	Interviewers, Except Eligibility & Loan	547	\$14.17	\$9.67	\$14.10	\$17.67	\$29,460
37-2011	Janitors & Cleaners, Except Maids & Housekeeping	3,247	\$14.03	\$10.98	\$13.55	\$16.25	\$29,184
51-9071	Jewelers & Precious Stone & Metal Workers	44	\$20.16	\$16.35	\$20.44	\$24.11	\$41,934
23-1023	Judges, Magistrate Judges & Magistrates	50	\$60.63	\$39.92	\$59.57	\$74.93	\$126,097
23-1012	Judicial Law Clerks	25	\$23.22	\$21.48	\$23.71	\$23.72	\$48,295
25-2012	Kindergarten Teachers, Except Special Education	221					\$57,654
13-1075	Labor Relations Specialists	97	\$29.39	\$21.42	\$23.72	\$39.09	\$61,152
53-7062	Laborers & Freight, Stock & Material Movers, Hand	2,949	\$13.11	\$10.08	\$11.88	\$14.94	\$27,247
37-3011	Landscaping & Groundskeeping Workers	1,432	\$13.36	\$10.90	\$12.46	\$14.40	\$27,774
37-1012	Landscaping/Lawn & Groundskeeping Worker Supervisors	112	\$22.66	\$17.60	\$20.55	\$25.16	\$47,148
51-4034	Lathe Tool Setters/Operators/Tenders, Metal/Plastic	19	\$18.57	\$15.24	\$17.70	\$21.44	\$38,616
51-6011	Laundry & Dry-Cleaning Workers	299	\$11.63	\$10.18	\$11.12	\$12.05	\$24,204
23-1011	Lawyers	659	\$48.23	\$33.76	\$43.03	\$56.50	\$100,322
43-6012	Legal Secretaries	251	\$20.15	\$17.95	\$20.45	\$22.33	\$41,912
23-2099	Legal Support Workers, All Other	43	\$26.31	\$22.57	\$25.39	\$27.49	\$54,734
11-1031	Legislators	38					
25-4021	Librarians	186	\$29.18	\$25.15	\$29.89	\$34.39	\$60,706
43-4121	Library Assistants, Clerical	131	\$13.14	\$9.82	\$11.73	\$16.20	\$27,329
25-4031	Library Technicians	155	\$18.25	\$15.79	\$18.17	\$21.18	\$37,953
19-4099	Life, Physical & Social Science Technicians, All Other	30	\$23.77	\$15.94	\$21.92	\$31.73	\$49,431
43-4131	Loan Interviewers & Clerks	354	\$17.79	\$13.91	\$16.65	\$19.24	\$37,010
13-2072	Loan Officers	716	\$34.18	\$21.52	\$29.96	\$43.43	\$71,099
39-3093	Locker Room, Coatroom & Dressing Room Attendants	24	\$10.91	\$9.62	\$9.71	\$12.47	\$22,695
49-9094	Locksmiths & Safe Repairers	27	\$20.71	\$17.68	\$21.05	\$23.61	\$43,079
11-9081	Lodging Managers	39	\$24.53	\$15.00	\$19.46	\$33.54	\$51,023
13-1081	Logisticians	65	\$35.23	\$27.25	\$34.20	\$41.53	\$73,259
53-7063	Machine Feeders & Offbearers	256	\$20.47	\$18.14	\$21.34	\$23.70	\$42,568
51-4041	Machinists	576	\$17.87	\$14.11	\$17.39	\$21.27	\$37,171
29-2035	Magnetic Resonance Imaging Technologists	127	\$31.97	\$26.65	\$32.74	\$37.44	\$66,496
37-2012	Maids & Housekeeping Cleaners	1,115	\$11.22	\$10.00	\$10.84	\$11.68	\$23,339
43-9051	Mail Clerks & Mail Machine Oprs, Except Postal Service	54	\$15.97	\$13.75	\$15.31	\$17.71	\$33,225
49-9071	Maintenance & Repair Workers, General	1,852	\$18.33	\$14.04	\$17.48	\$21.77	\$38,130
49-9043	Maintenance Workers, Machinery	50	\$18.77	\$16.49	\$18.27	\$21.12	\$39,043
13-1111	Management Analysts	363	\$41.63	\$28.98	\$36.12	\$45.99	\$86,603
11-9199	Managers, All Other	356	\$45.52	\$33.09	\$44.57	\$55.99	\$94,674
39-5092	Manicurists & Pedicurists	300	\$14.27	\$12.47	\$14.25	\$16.32	\$29,664
13-1161	Market Research Analysts & Marketing Specialists	770	\$27.17	\$19.85	\$24.34	\$33.02	\$56,519
11-2021	Marketing Managers	233	\$53.51	\$37.33	\$48.88	\$69.39	\$111,303
31-9011	Massage Therapists	247	\$25.52	\$18.91	\$26.15	\$31.74	\$53,075
25-1022	Mathematical Science Teachers, Postsecondary	80					\$50,769
51-3022	Meat, Poultry & Fish Cutters & Trimmers		\$11.62	\$9.70	\$9.84	\$11.61	\$24,173
17-3013	Mechanical Drafters	163	\$22.46	\$17.44	\$21.60	\$26.85	\$46,703
17-3027	Mechanical Engineering Technicians		\$25.54	\$21.64	\$25.26	\$29.15	\$53,122
17-2141	Mechanical Engineers	298	\$32.91	\$26.31	\$32.35	\$39.27	\$68,453
49-1011	Mechanics, Installers & Repairers Supervisors	704	\$29.64	\$24.87	\$30.55	\$34.90	\$61,657
29-2012	Medical & Clinical Laboratory Technicians		\$23.28	\$19.69	\$23.95	\$27.69	\$48,427
29-2011	Medical & Clinical Laboratory Technologists	609	\$32.11	\$27.02	\$32.12	\$37.65	\$66,800
11-9111	Medical & Health Services Managers	462	\$51.33	\$35.24	\$44.25	\$59.55	\$106,751
31-9092	Medical Assistants	1,170	\$16.39	\$13.72	\$15.84	\$18.43	\$34,089
31-9093	Medical Equipment Preparers	182	\$18.32	\$14.81	\$17.36	\$20.45	\$38,115
49-9062	Medical Equipment Repairers	75	\$30.31	\$21.10	\$23.48	\$42.25	\$63,036
29-2071	Medical Records & Health Information Technicians	314	\$16.78	\$13.72	\$16.07	\$18.29	\$34,911
19-1042	Medical Scientists, Except Epidemiologists	80	\$28.20	\$24.51	\$27.31	\$30.15	\$58,658
43-6013	Medical Secretaries	1,123	\$18.85	\$15.62	\$18.12	\$22.19	\$39,192

SOC code	Spokane, WA MSA Occupational title	Estimated employment	Average wage	Percentiles			Annual wage
				25th	50th	75th	
31-9094	Medical Transcriptionists	203	\$21.83	\$16.22	\$18.71	\$22.99	\$45,401
13-1121	Meeting,Convention & Event Planners	102	\$22.33	\$15.65	\$19.47	\$28.21	\$46,440
21-1023	Mental Health & Substance Abuse Social Workers	332	\$24.00	\$21.17	\$23.73	\$26.99	\$49,908
21-1014	Mental Health Counselors	345	\$20.99	\$17.31	\$20.97	\$23.91	\$43,651
27-1026	Merchandise Displayers & Window Trimmers		\$15.25	\$12.61	\$14.52	\$17.44	\$31,717
51-4051	Metal-Refining Furnace Operators & Tenders	49	\$21.01	\$17.75	\$20.54	\$23.63	\$43,685
43-5041	Meter Readers, Utilities		\$23.47	\$19.75	\$24.28	\$27.56	\$48,823
19-1022	Microbiologists	27	\$34.73	\$31.19	\$34.36	\$37.54	\$72,225
25-2022	Middle School Teachers (Except Special Ed & Vocational)	414					\$61,822
49-9044	Millwrights	83	\$34.49	\$26.63	\$32.36	\$42.20	\$71,727
51-9023	Mixing & Blending Machine Setters, Operators & Tenders	67	\$17.14	\$15.93	\$17.06	\$18.18	\$35,665
49-3042	Mobile Heavy Equipment Mechanics, Except Engines	187	\$23.69	\$18.31	\$24.24	\$27.95	\$49,275
51-4072	Mold/Coremaking/Casting Mach Set/Oprs/Tend, Metal & Plastic	223	\$16.43	\$12.47	\$16.16	\$18.71	\$34,168
51-9195	Molders, Shapers & Casters, Except Metal & Plastic	28	\$17.16	\$14.25	\$16.97	\$20.13	\$35,695
39-4031	Morticians, Undertakers & Funeral Directors		\$21.41	\$16.95	\$19.92	\$25.23	\$44,532
39-3021	Motion Picture Projectionists		\$10.71	\$9.57	\$9.87	\$11.04	\$22,266
49-3052	Motorcycle Mechanics	31	\$20.41	\$16.49	\$19.74	\$23.05	\$42,460
27-1014	Multimedia Artists & Animators		\$27.54	\$21.11	\$24.12	\$32.94	\$57,289
51-4081	Multiple Machine Tool Setters/Oprs/Tenders, Metal/Plastic	116	\$18.31	\$14.41	\$18.82	\$22.07	\$38,077
27-2041	Music Directors & Composers	25	\$22.07	\$9.47	\$14.91	\$31.70	\$45,913
11-9121	Natural Sciences Managers	58	\$51.42	\$40.20	\$46.61	\$62.83	\$106,953
15-1142	Network & Computer Systems Administrators	316	\$33.82	\$26.97	\$33.63	\$40.58	\$70,339
43-4141	New Accounts Clerks	140	\$18.42	\$16.27	\$18.35	\$21.05	\$38,309
39-2021	Nonfarm Animal Caretakers	258	\$12.27	\$10.41	\$11.40	\$13.79	\$25,536
29-2033	Nuclear Medicine Technologists	53	\$36.39	\$32.32	\$35.62	\$40.58	\$75,683
29-1151	Nurse Anesthetists		\$65.48	\$31.47	\$78.40	\$85.90	\$136,196
29-1171	Nurse Practitioners	187	\$47.24	\$40.28	\$44.52	\$50.63	\$98,254
29-2061	Nurses, Practical & Vocational (Licensed)	661	\$22.02	\$19.81	\$21.77	\$24.09	\$45,801
31-1014	Nursing Assistants	2,359	\$12.99	\$10.86	\$12.25	\$14.60	\$27,007
25-1072	Nursing Instructors & Teachers, Postsecondary	98					\$56,103
29-1064	Obstetricians & Gynecologists						\$221,735
29-9011	Occupational Health & Safety Specialists	82	\$31.53	\$26.84	\$29.61	\$35.68	\$65,604
29-1122	Occupational Therapists	222	\$36.61	\$32.83	\$36.83	\$41.93	\$76,159
31-2011	Occupational Therapy Assistants	24	\$30.03	\$26.14	\$31.51	\$35.00	\$62,466
43-1011	Office & Administrative Support Worker Supervisors	2,056	\$25.87	\$19.24	\$23.42	\$29.78	\$53,805
43-9199	Office & Administrative Support Workers, All Other	671	\$16.25	\$12.18	\$14.69	\$18.47	\$33,793
43-9061	Office Clerks, General	3,314	\$14.91	\$11.81	\$14.16	\$17.16	\$31,013
43-9071	Office Machine Operators, Except Computer	126	\$18.07	\$14.63	\$18.48	\$21.80	\$37,599
47-2073	Operating Engineers & Construction Equipment Operators	488	\$24.94	\$21.38	\$23.90	\$28.23	\$51,865
15-2031	Operations Research Analysts	49	\$35.53	\$25.99	\$36.01	\$44.79	\$73,888
51-9083	Ophthalmic Laboratory Technicians		\$13.61	\$12.01	\$13.41	\$14.61	\$28,306
29-2057	Ophthalmic Medical Technicians	62	\$20.24	\$18.07	\$20.40	\$22.38	\$42,090
29-2081	Opticians, Dispensing	72	\$19.31	\$14.68	\$19.65	\$23.65	\$40,153
29-1041	Optometrists	39	\$43.06	\$25.29	\$40.19	\$58.73	\$89,584
43-4151	Order Clerks	324	\$17.82	\$14.50	\$17.33	\$20.92	\$37,061
31-1015	Orderlies	136	\$14.38	\$12.62	\$14.07	\$16.00	\$29,910
49-3053	Outdoor Power Equipment & Other Small Engine Mechanics		\$13.68	\$12.12	\$13.28	\$14.45	\$28,456
51-9111	Packaging & Filling Machine Operators & Tenders	268	\$15.46	\$10.44	\$12.97	\$19.77	\$32,163
53-7064	Packers & Packagers, Hand	861	\$11.75	\$9.69	\$9.96	\$11.95	\$24,451
47-2141	Painters, Construction & Maintenance	334	\$20.04	\$15.67	\$18.46	\$23.53	\$41,700
51-9122	Painters, Transportation Equipment		\$19.07	\$14.20	\$17.63	\$22.93	\$39,675
51-9123	Painting, Coating & Decorating Workers	61	\$15.43	\$12.91	\$15.68	\$17.59	\$32,102
51-9196	Paper Goods Machine Setters, Operators & Tenders	40	\$15.76	\$12.79	\$15.48	\$18.51	\$32,784
23-2011	Paralegals & Legal Assistants	429	\$22.81	\$19.43	\$21.74	\$24.24	\$47,444
53-6021	Parking Lot Attendants	275	\$11.50	\$10.21	\$11.07	\$11.95	\$23,922
41-2022	Parts Salespersons	549	\$16.33	\$12.34	\$15.21	\$19.14	\$33,960
47-2071	Paving, Surfacing & Tamping Equipment Operators	67	\$20.88	\$16.22	\$19.62	\$26.31	\$43,423
43-3051	Payroll & Timekeeping Clerks	243	\$18.75	\$15.80	\$17.86	\$21.49	\$39,009
39-9099	Personal Care & Service Workers, All Other		\$12.55	\$11.63	\$12.88	\$13.95	\$26,088
39-9021	Personal Care Aides	3,538	\$11.28	\$10.37	\$11.10	\$11.82	\$23,472
13-2052	Personal Financial Advisors	467	\$56.65	\$25.46	\$44.96	\$77.06	\$117,823
39-1021	Personal Service Worker Supervisors	282	\$17.18	\$12.08	\$14.72	\$20.82	\$35,724

SOC code	Spokane, WA MSA Occupational title	Estimated employment	Average wage	Percentiles			Annual wage
				25th	50th	75th	
37-3012	Pesticide Handlers, Sprayers & Applicators, Vegetation		\$14.22	\$12.92	\$13.90	\$14.88	\$29,583
29-1051	Pharmacists	657	\$56.31	\$52.41	\$57.65	\$62.97	\$117,124
31-9095	Pharmacy Aides	96	\$15.32	\$12.91	\$15.01	\$17.71	\$31,851
29-2052	Pharmacy Technicians	551	\$19.14	\$16.71	\$19.08	\$22.00	\$39,829
31-9097	Phlebotomists	203	\$16.85	\$13.86	\$16.04	\$19.00	\$35,039
27-4021	Photographers	52	\$19.20	\$13.03	\$17.10	\$26.16	\$39,961
51-9151	Photographic Process Wrkrs & Processing Machine Oprs	74	\$15.43	\$12.76	\$14.80	\$18.12	\$32,102
31-2022	Physical Therapist Aides	125	\$12.11	\$10.39	\$11.41	\$13.48	\$25,189
31-2021	Physical Therapist Assistants	117	\$26.22	\$22.33	\$26.27	\$30.38	\$54,536
29-1123	Physical Therapists	491	\$39.17	\$33.56	\$39.27	\$45.22	\$81,483
29-1071	Physician Assistants	161	\$53.05	\$42.60	\$49.32	\$63.16	\$110,350
29-1069	Physicians & Surgeons, All Other	291					\$215,286
47-3015	Pipelayer, Plumber, Pipefitter & Steamfitter Helpers		\$12.75	\$10.60	\$11.61	\$15.01	\$26,520
47-2151	Pipelayers	66	\$24.03	\$18.23	\$25.56	\$28.65	\$49,980
47-2152	Plumbers, Pipefitters, & Steamfitters	433	\$27.47	\$21.27	\$25.87	\$33.58	\$57,134
29-1081	Podiatrists	16	\$65.61	\$52.38	\$63.99	\$71.45	\$136,490
33-1012	Police & Detective Supervisors	130	\$46.81	\$41.04	\$45.45	\$52.27	\$97,362
33-3051	Police & Sheriff's Patrol Officers	457	\$33.68	\$31.36	\$34.54	\$38.24	\$70,058
43-5031	Police, Fire & Ambulance Dispatchers	151	\$24.69	\$20.13	\$23.81	\$29.96	\$51,360
43-5051	Postal Service Clerks	94	\$24.25	\$24.44	\$27.13	\$27.70	\$50,446
43-5052	Postal Service Mail Carriers	472	\$25.34	\$22.96	\$27.73	\$27.92	\$52,709
43-5053	Postal Svc Mail Sorters/Processors/Processing Mach Oprs	223	\$23.55	\$22.47	\$26.60	\$26.61	\$48,995
11-9131	Postmasters & Mail Superintendents	18	\$35.42	\$28.53	\$35.96	\$37.85	\$73,665
49-9069	Precision Instrument & Equipment Repairers, All Other	17	\$25.27	\$21.73	\$25.63	\$27.90	\$52,550
51-5111	Prepress Technicians & Workers	54	\$17.92	\$16.04	\$17.84	\$20.00	\$37,283
25-2011	Preschool Teachers, Except Special Education	509	\$12.37	\$9.70	\$11.00	\$13.03	\$25,735
51-5113	Print Binding & Finishing Workers	38	\$12.84	\$10.88	\$11.99	\$14.69	\$26,728
51-5112	Printing Press Operators	172	\$15.08	\$10.47	\$13.84	\$19.29	\$31,369
33-9021	Private Detectives & Investigators		\$50.15	\$40.59	\$55.05	\$65.48	\$104,321
21-1092	Probation Officers & Correctional Treatment Specialists	219	\$23.57	\$21.22	\$25.86	\$27.49	\$49,036
43-3061	Procurement Clerks	71	\$19.31	\$16.12	\$20.07	\$22.31	\$40,156
27-2012	Producers & Directors	153	\$31.24	\$21.77	\$27.88	\$35.22	\$64,975
51-1011	Production & Operating Worker Supervisors	804	\$26.18	\$19.57	\$25.29	\$31.29	\$54,444
51-9198	Production Worker Helpers	266	\$12.88	\$10.61	\$12.01	\$14.97	\$26,789
51-9199	Production Workers, All Other		\$14.41	\$11.98	\$13.54	\$15.65	\$29,965
43-5061	Production, Planning & Expediting Clerks	491	\$21.42	\$16.66	\$20.85	\$25.20	\$44,550
43-9081	Proofreaders & Copy Markers	65	\$16.43	\$12.46	\$15.06	\$18.50	\$34,169
11-9141	Property, Real Estate & Community Association Managers	185	\$32.21	\$17.98	\$23.82	\$42.69	\$67,003
33-1099	Protective Service Worker Supervisors, All Other	110	\$18.30	\$13.92	\$18.48	\$22.30	\$38,054
33-9099	Protective Service Workers, All Other	287	\$13.82	\$11.73	\$13.09	\$14.50	\$28,734
31-1013	Psychiatric Aides	284	\$16.20	\$14.44	\$16.36	\$18.00	\$33,680
29-1066	Psychiatrists	31					\$185,739
25-1066	Psychology Teachers, Postsecondary	116					\$61,041
11-2031	Public Relations & Fundraising Managers	89	\$46.17	\$29.10	\$42.14	\$55.79	\$96,023
27-3031	Public Relations Specialists	173	\$27.97	\$20.55	\$26.51	\$34.90	\$58,171
13-1023	Purchasing Agents, Except Wholesale/Retail/Farm Products	458	\$25.21	\$19.15	\$24.02	\$30.43	\$52,432
11-3061	Purchasing Managers	90	\$39.02	\$27.98	\$35.97	\$46.80	\$81,148
29-1124	Radiation Therapists	28	\$39.01	\$33.87	\$37.65	\$44.12	\$81,128
27-3011	Radio & Television Announcers		\$30.71	\$14.11	\$22.03	\$49.59	\$63,890
29-2034	Radiologic Technologists	352	\$30.31	\$24.63	\$29.58	\$35.70	\$63,049
41-9021	Real Estate Brokers	20					
41-9022	Real Estate Sales Agents	370	\$24.51	\$15.52	\$22.58	\$30.02	\$50,977
43-4171	Receptionists & Information Clerks	1,653	\$14.14	\$11.51	\$13.58	\$16.15	\$29,399
39-9032	Recreation Workers	429	\$13.26	\$11.02	\$12.71	\$14.74	\$27,590
29-1125	Recreational Therapists	77	\$20.36	\$17.50	\$21.19	\$23.54	\$42,343
53-7081	Refuse & Recyclable Material Collectors	200	\$22.35	\$19.57	\$22.41	\$25.97	\$46,472
29-1141	Registered Nurses	4,998	\$35.63	\$27.94	\$34.71	\$43.07	\$74,101
21-1015	Rehabilitation Counselors	913	\$19.42	\$14.21	\$17.26	\$20.73	\$40,386
27-3022	Reporters & Correspondents	60	\$20.66	\$15.35	\$19.75	\$26.65	\$42,992
43-4181	Reservation/Transportation Ticket Agents/Travel Clerks	85	\$16.27	\$10.85	\$12.91	\$21.90	\$33,834
39-9041	Residential Advisors	86	\$13.84	\$10.68	\$12.12	\$15.63	\$28,765
41-2031	Retail Salespersons	8,768	\$14.95	\$10.48	\$12.15	\$15.87	\$31,099

SOC code	Spokane, WA MSA Occupational title	Estimated employment	Average wage	Percentiles			Annual wage
				25th	50th	75th	
51-4023	Rolling Machine Setters/Operators & Tenders/Metal & Plastic	79					
47-2181	Roofers	274	\$21.37	\$17.16	\$21.08	\$25.86	\$44,447
41-9099	Sales & Related Workers, All Other	109	\$20.70	\$13.94	\$20.51	\$26.04	\$43,066
41-9031	Sales Engineers	81	\$41.65	\$33.72	\$36.81	\$44.00	\$86,634
11-2022	Sales Managers	575	\$48.48	\$34.89	\$45.22	\$60.62	\$100,829
41-3099	Sales Reps, Services, All Other	979	\$25.74	\$16.77	\$23.03	\$32.35	\$53,554
41-4012	Sales Reps/Wholesale/Mfg, Except Tech/Science Products	2,772	\$26.89	\$17.33	\$22.53	\$31.17	\$55,933
41-4011	Sales Reps/Wholesale/Mfg, Tech/Scientific Products	210					
41-1012	Sales Worker Supervisors, Non-Retail	424	\$35.65	\$23.89	\$30.84	\$43.25	\$74,144
41-1011	Sales Worker Supervisors, Retail	1,781	\$23.05	\$16.74	\$21.67	\$26.58	\$47,948
51-7041	Sawing Machine Setters/Operators & Tenders, Wood	100	\$16.75	\$13.63	\$16.63	\$19.64	\$34,840
25-2031	Secondary School Teachers, Except Spec/Voc/Tech Education	1,010					\$63,890
43-6014	Secretaries & Admin Assts, Except Legal/Medical & Exec	2,877	\$16.55	\$13.65	\$16.45	\$18.94	\$34,433
41-3031	Securities, Commodities & Financial Services Sales Agents	550	\$28.56	\$15.95	\$18.63	\$28.66	\$59,401
49-2098	Security & Fire Alarm Systems Installers	138	\$24.12	\$20.25	\$23.27	\$28.13	\$50,167
33-9032	Security Guards	1,509	\$13.61	\$10.76	\$11.94	\$15.05	\$28,315
25-3021	Self-Enrichment Education Teachers	310	\$21.07	\$14.98	\$19.69	\$25.41	\$43,824
51-9012	Separating & Filtering Machine Setters/Operators/Tenders	24	\$18.87	\$14.30	\$16.95	\$20.92	\$39,247
51-6051	Sewers, Hand	24	\$15.07	\$9.71	\$13.87	\$20.68	\$31,359
51-6031	Sewing Machine Operators	149	\$13.92	\$10.95	\$12.80	\$14.79	\$28,957
47-2211	Sheet Metal Workers	390	\$17.82	\$12.10	\$14.60	\$24.52	\$37,059
43-5071	Shipping, Receiving & Traffic Clerks	1,086	\$15.69	\$12.45	\$14.96	\$18.37	\$32,626
39-5094	Skincare Specialists		\$14.93	\$10.32	\$11.59	\$15.88	\$31,064
51-3023	Slaughterers & Meat Packers	53	\$12.32	\$10.57	\$11.61	\$13.71	\$25,619
11-9151	Social & Community Service Managers	305	\$28.94	\$21.06	\$28.46	\$34.39	\$60,189
21-1093	Social & Human Service Assistants	961	\$12.18	\$10.09	\$11.31	\$13.22	\$25,329
19-4061	Social Science Research Assistants	18	\$23.35	\$19.89	\$22.45	\$26.28	\$48,569
21-1029	Social Workers, All Other	92	\$25.39	\$15.24	\$30.16	\$32.03	\$52,807
15-1132	Software Developers, Applications	660	\$38.59	\$27.24	\$37.91	\$46.27	\$80,276
15-1133	Software Developers, Systems Software	58	\$44.77	\$36.31	\$43.59	\$54.29	\$93,123
25-2052	Special Ed Teachers, Kindergarten & Elementary School	262					\$56,417
25-2053	Special Education Teachers, Middle School	64					\$58,739
25-2051	Special Education Teachers, Preschool	16					\$53,791
25-2054	Special Education Teachers, Secondary School	159					\$61,599
29-1127	Speech-Language Pathologists	155	\$34.37	\$27.76	\$32.12	\$37.69	\$71,495
51-8021	Stationary Engineers & Boiler Operators	40	\$27.87	\$25.05	\$26.42	\$31.27	\$57,975
43-9111	Statistical Assistants	59	\$21.14	\$18.29	\$20.90	\$23.22	\$43,962
15-2041	Statisticians	21	\$35.83	\$32.70	\$33.50	\$40.88	\$74,527
43-5081	Stock Clerks & Order Fillers	2,851	\$14.82	\$10.79	\$13.27	\$17.73	\$30,820
47-2022	Stonemasons		\$16.03	\$12.99	\$14.88	\$20.14	\$33,350
47-2221	Structural Iron & Steel Workers	208	\$29.15	\$23.57	\$30.90	\$35.09	\$60,641
51-2041	Structural Metal Fabricators & Fitters	94	\$17.57	\$15.85	\$17.46	\$19.21	\$36,540
21-1011	Substance Abuse & Behavioral Disorder Counselors	207	\$19.14	\$15.30	\$17.56	\$21.31	\$39,819
25-3098	Substitute Teachers	1,406	\$15.39	\$13.58	\$15.44	\$17.35	\$32,021
29-1067	Surgeons	148					
29-2055	Surgical Technologists	285	\$24.67	\$20.87	\$25.12	\$28.64	\$51,307
17-3031	Surveying & Mapping Technicians	66	\$25.12	\$21.42	\$24.81	\$28.53	\$52,230
17-1022	Surveyors	31	\$32.14	\$24.06	\$32.19	\$41.05	\$66,861
43-2011	Switchboard Operators, Including Answering Service	259	\$12.83	\$10.48	\$11.73	\$14.24	\$26,679
51-6052	Tailors, Dressmakers & Custom Sewers		\$12.91	\$10.44	\$11.37	\$15.82	\$26,840
13-2081	Tax Examiners, Collectors & Revenue Agents		\$24.29	\$21.58	\$23.85	\$25.06	\$50,536
53-3041	Taxi Drivers & Chauffeurs	257	\$12.24	\$10.53	\$11.66	\$13.51	\$25,458
25-9041	Teacher Assistants	2,332					\$27,184
25-3097	Teachers & Instructors, All Other, Exc Substitute Teachers	338					\$55,941
51-2092	Team Assemblers	901	\$14.89	\$11.83	\$14.97	\$17.42	\$30,962
27-3042	Technical Writers	56	\$25.61	\$20.42	\$25.00	\$30.19	\$53,274
49-2022	Telecom Equip Installers/Repairers, Except Line	271	\$26.12	\$20.10	\$25.33	\$31.87	\$54,335
49-9052	Telecommunications Line Installers & Repairers	114	\$23.31	\$20.34	\$22.11	\$23.87	\$48,494
41-9041	Telemarketers	891	\$12.06	\$10.57	\$11.51	\$12.43	\$25,085
43-3071	Tellers	927	\$14.15	\$11.84	\$13.76	\$16.26	\$29,419
49-3093	Tire Repairers & Changers	224	\$14.08	\$11.45	\$13.64	\$16.29	\$29,277
23-2093	Title Examiners, Abstractors, & Searchers	42	\$21.83	\$17.63	\$21.70	\$26.25	\$45,406

SOC code	Spokane, WA MSA Occupational title	Estimated employment	Average wage	Percentiles			Annual wage
				25th	50th	75th	
51-4111	Tool & Die Makers	32	\$26.08	\$21.63	\$24.81	\$29.59	\$54,240
51-4194	Tool Grinders, Filers & Sharpeners		\$17.04	\$13.94	\$15.77	\$20.54	\$35,451
39-7011	Tour Guides & Escorts		\$14.34	\$9.68	\$15.21	\$17.25	\$29,818
11-3131	Training & Development Managers	22	\$53.30	\$42.97	\$54.13	\$65.70	\$110,857
13-1151	Training & Development Specialists	284	\$24.80	\$17.93	\$23.53	\$29.83	\$51,591
53-6061	Transportation Attendants, Except Flight Attendants	127	\$12.99	\$10.51	\$12.55	\$15.02	\$27,023
33-9093	Transportation Security Screeners	138	\$18.78	\$17.36	\$18.23	\$19.53	\$39,065
53-6099	Transportation Workers, All Other	54	\$17.27	\$12.60	\$15.01	\$20.97	\$35,919
11-3071	Transportation, Storage & Distribution Managers	131	\$37.34	\$27.98	\$34.86	\$45.65	\$77,670
53-1031	Transportation/Material Moving Vehicle Operator Supervisors	377	\$26.05	\$18.51	\$25.57	\$30.86	\$54,189
41-3041	Travel Agents	64	\$16.51	\$12.98	\$14.89	\$18.33	\$34,348
37-3013	Tree Trimmers & Pruners	18	\$16.32	\$11.27	\$16.11	\$18.92	\$33,946
53-3032	Truck Drivers, Heavy & Tractor-Trailer	2,715	\$20.27	\$16.04	\$19.35	\$23.76	\$42,162
53-3033	Truck Drivers, Light or Delivery Services	1,252	\$17.62	\$11.59	\$15.66	\$19.14	\$36,651
19-3051	Urban & Regional Planners	58					
39-3031	Ushers, Lobby Attendants & Ticket Takers	206					
29-1131	Veterinarians	112	\$47.88	\$40.06	\$45.50	\$54.90	\$99,592
31-9096	Veterinary Assistants & Laboratory Animal Caretakers	170	\$12.31	\$10.82	\$12.23	\$13.81	\$25,608
29-2056	Veterinary Technologists & Technicians	79	\$15.46	\$13.91	\$15.43	\$17.26	\$32,163
25-1194	Vocational Education Teachers, Postsecondary	366	\$23.43	\$16.34	\$23.16	\$28.86	\$48,752
35-3031	Waiters & Waitresses	2,622	\$13.01	\$9.56	\$10.39	\$14.70	\$27,048
51-8031	Water & Wastewater Treatment Plant & System Operators	99	\$28.11	\$24.46	\$27.53	\$31.18	\$58,474
15-1134	Web Developers	155	\$32.06	\$21.87	\$28.35	\$40.49	\$66,679
43-5111	Weighers/Measurers/Checkers & Samplers, Recordkeeping	41	\$13.68	\$10.61	\$12.96	\$15.31	\$28,455
51-4121	Welders, Cutters, Solderers & Brazers	553	\$18.27	\$15.90	\$17.65	\$20.04	\$37,995
51-4122	Welding/Soldering/Brazing Mach Setters/Operators & Tenders	74	\$20.50	\$17.08	\$20.40	\$23.96	\$42,647
13-1022	Wholesale & Retail Buyers, Except Farm Products	151	\$23.20	\$17.99	\$22.39	\$27.88	\$48,265
51-7042	Woodworking Mach Setters/Oprs & Tenders, Except Sawing	134	\$16.76	\$12.95	\$14.38	\$20.25	\$34,871
43-9022	Word Processors & Typists	35	\$16.92	\$12.28	\$14.94	\$20.07	\$35,184
27-3043	Writers & Authors	60	\$25.48	\$17.15	\$23.51	\$31.87	\$52,990
19-1023	Zoologists & Wildlife Biologists	44	\$32.48	\$24.90	\$28.89	\$36.75	\$67,561

Spokane, WA MSA



**Tacoma, WA MD**  
**2015 Occupational Employment**  
**and Wage Estimates**  
**Includes Pierce County**



SOC code	Tacoma, WA MD Occupational title	Estimated employment	Average wage	Percentiles			Annual wage
				25th	50th	75th	
13-2011	Accountants & Auditors		\$32.34	\$24.46	\$30.50	\$37.19	\$67,267
23-1021	Admin Law Judges, Adjudicators & Hearing Officers	36	\$52.95	\$39.64	\$43.71	\$76.66	\$110,137
11-3011	Administrative Services Managers	343	\$40.28	\$26.80	\$37.44	\$46.20	\$83,784
25-3011	Adult Literacy, Remedial Ed, GED Teachers/Instructors	473	\$26.69	\$22.10	\$26.20	\$31.94	\$55,515
11-2011	Advertising & Promotions Managers	19	\$41.64	\$22.13	\$27.48	\$52.60	\$86,623
41-3011	Advertising Sales Agents	167	\$29.62	\$16.56	\$19.67	\$34.90	\$61,622
17-2011	Aerospace Engineers	65	\$59.46	\$50.23	\$59.36	\$69.37	\$123,674
19-4011	Agricultural & Food Science Technicians		\$17.17	\$11.92	\$16.86	\$20.56	\$35,712
49-3011	Aircraft Mechanics & Service Technicians	371	\$29.25	\$26.76	\$29.22	\$31.44	\$60,836
39-3091	Amusement & Recreation Attendants	274	\$11.02	\$9.67	\$10.43	\$11.82	\$22,920
33-9011	Animal Control Workers	23	\$22.89	\$15.02	\$23.97	\$28.24	\$47,618
39-2011	Animal Trainers		\$12.81	\$10.64	\$11.63	\$13.61	\$26,650
25-1061	Anthropology & Archeology Teachers, Postsecondary	20					
13-2021	Appraisers & Assessors of Real Estate		\$35.80	\$32.74	\$35.24	\$38.01	\$74,476
17-1011	Architects, Except Landscape & Naval	234	\$33.64	\$25.73	\$33.01	\$41.43	\$69,984
17-3011	Architectural & Civil Drafters	165	\$30.15	\$24.36	\$30.09	\$36.61	\$62,694
11-9041	Architectural & Engineering Managers	207	\$61.94	\$51.54	\$62.07	\$71.38	\$128,835
27-1011	Art Directors	30	\$39.42	\$28.78	\$40.43	\$50.85	\$81,990
25-1121	Art, Drama & Music Teachers Postsecondary	200					\$64,316
51-2099	Artists & Related Workers, All Other	351	\$14.77	\$10.78	\$12.41	\$15.80	\$30,718
29-9091	Athletic Trainers						\$36,381
27-4011	Audio & Video Equipment Technicians	50	\$27.29	\$18.50	\$25.35	\$36.29	\$56,742
29-1181	Audiologists	37	\$37.96	\$32.82	\$35.44	\$39.24	\$78,958
53-6031	Automotive & Watercraft Service Attendants	262	\$13.75	\$10.80	\$11.86	\$14.66	\$28,599
49-3021	Automotive Body & Related Repairers	332	\$23.64	\$17.11	\$21.41	\$31.52	\$49,174
49-3022	Automotive Glass Installers & Repairers	294	\$18.42	\$14.36	\$19.27	\$22.42	\$38,292
49-3023	Automotive Service Technicians & Mechanics	1,695	\$21.15	\$15.49	\$20.35	\$25.58	\$44,002
51-3011	Bakers	344	\$14.97	\$11.62	\$14.67	\$17.96	\$31,135
35-3011	Bartenders	1,621	\$14.03	\$9.76	\$12.19	\$15.98	\$29,174
43-3011	Bill & Account Collectors	267	\$18.72	\$15.98	\$17.64	\$19.43	\$38,938
43-3021	Billing & Posting Clerks & Machine Operators	1,131	\$18.04	\$14.90	\$17.91	\$21.31	\$37,528
25-1042	Biological Science Teachers, Postsecondary	68					\$59,439
19-4021	Biological Technicians	46	\$19.53	\$16.46	\$18.54	\$21.55	\$40,609
43-3031	Bookkeeping, Accounting & Auditing Clerks	3,492	\$19.92	\$16.03	\$19.45	\$23.12	\$41,425
47-2021	Brickmasons & Blockmasons	77	\$31.81	\$26.94	\$29.70	\$37.39	\$66,153
27-4012	Broadcast Technicians	15	\$32.33	\$31.47	\$33.62	\$35.77	\$67,236
43-4011	Brokerage Clerks		\$26.60	\$21.42	\$26.07	\$30.55	\$55,328
13-2031	Budget Analysts	124	\$36.64	\$30.77	\$36.16	\$42.21	\$76,220
49-3031	Bus & Truck Mechanics & Diesel Engine Specialists	654	\$26.48	\$20.88	\$26.14	\$31.41	\$55,086
53-3022	Bus Drivers, School or Special Client	953	\$18.01	\$14.96	\$18.40	\$21.38	\$37,444
53-3021	Bus Drivers, Transit & Intercity	451	\$25.76	\$24.46	\$26.61	\$28.74	\$53,599
13-1199	Business Operations Specialists, All Other	2,014	\$31.63	\$24.92	\$31.17	\$38.55	\$65,776
25-1011	Business Teachers, Postsecondary	115					\$62,126
51-3021	Butchers & Meat Cutters	358	\$17.61	\$13.06	\$17.59	\$22.02	\$36,632
51-7011	Cabinetmakers & Bench Carpenters	351	\$17.70	\$14.35	\$17.31	\$20.67	\$36,815
53-5021	Captains, Mates & Pilots of Water Vessels	23	\$26.83	\$23.32	\$26.48	\$28.39	\$55,795
25-2023	Career/Technical Education Teachers, Middle School	58					\$66,172
25-2032	Career/Technical Education Teachers, Secondary School	303					\$63,130
43-5011	Cargo & Freight Agents	221	\$32.22	\$24.49	\$34.27	\$41.95	\$67,018
47-2031	Carpenters	2,228	\$24.85	\$17.17	\$21.96	\$30.73	\$51,682
47-2041	Carpet Installers	128	\$15.91	\$9.46	\$19.21	\$21.88	\$33,087
17-1021	Cartographers & Photogrammetrists	34	\$39.12	\$33.35	\$37.92	\$45.06	\$81,361
41-2011	Cashiers	7,228	\$13.45	\$10.35	\$11.74	\$14.77	\$27,977
47-2051	Cement Masons & Concrete Finishers	492	\$25.58	\$17.50	\$23.81	\$33.58	\$53,202
35-1011	Chefs & Head Cooks	123	\$24.05	\$17.76	\$20.84	\$24.31	\$50,040

SOC code	Tacoma, WA MD Occupational title	Estimated employment	Average wage	Percentiles			Annual wage
				25th	50th	75th	
17-2041	Chemical Engineers	50	\$50.39	\$42.80	\$52.67	\$59.58	\$104,824
19-4031	Chemical Technicians	44	\$21.93	\$18.49	\$21.04	\$23.61	\$45,618
25-1052	Chemistry Teachers, Postsecondary	49					\$65,168
19-2031	Chemists	45	\$26.01	\$20.43	\$22.79	\$30.82	\$54,095
11-1011	Chief Executives	319					\$173,206
21-1021	Child, Family & School Social Workers	646	\$25.68	\$21.45	\$26.18	\$27.50	\$53,416
39-9011	Childcare Workers	1,191	\$11.64	\$9.94	\$11.10	\$12.66	\$24,208
29-1011	Chiropractors	80	\$36.82	\$30.82	\$33.86	\$36.86	\$76,585
17-3022	Civil Engineering Technicians	116	\$30.37	\$26.56	\$29.05	\$34.27	\$63,160
17-2051	Civil Engineers	612	\$40.83	\$34.35	\$41.25	\$46.97	\$84,920
13-1031	Claims Adjusters, Examiners & Investigators	571	\$30.55	\$23.25	\$29.43	\$36.84	\$63,545
53-7061	Cleaners of Vehicles & Equipment	619	\$13.14	\$10.55	\$11.76	\$14.54	\$27,328
21-2011	Clergy	73	\$27.20	\$22.63	\$26.76	\$30.25	\$56,579
19-3031	Clinical, Counseling & School Psychologists	288	\$38.70	\$28.89	\$34.89	\$42.75	\$80,499
51-4012	CNC Machine Tool Programmers, Metal/Plastic	25	\$25.20	\$22.07	\$24.85	\$27.84	\$52,418
27-2022	Coaches & Scouts	472					\$31,616
51-9121	Coating/Painting/Spraying Machine Setters/Oprs/Tenders	128	\$17.49	\$13.72	\$16.06	\$20.20	\$36,367
49-9091	Coin, Vending & Amusement Machine Svcs & Repairers	134	\$19.92	\$16.98	\$19.20	\$22.69	\$41,426
35-3021	Combined Food Prep & Serving Workers, Inc Fast Food	7,193	\$10.92	\$9.57	\$10.34	\$11.48	\$22,716
53-2012	Commercial Pilots						\$71,035
25-1122	Communications Teachers, Postsecondary	47					\$59,966
21-1099	Community & Social Service Specialists, All Other	109	\$18.84	\$16.16	\$17.44	\$18.77	\$39,180
21-1094	Community Health Workers	31	\$30.25	\$19.52	\$27.36	\$33.41	\$62,907
11-3111	Compensation & Benefits Managers	10	\$43.20	\$29.00	\$40.96	\$57.19	\$89,848
13-1141	Compensation, Benefits & Job Analysis Specialists	87	\$28.94	\$24.07	\$27.81	\$32.72	\$60,179
13-1041	Compliance Officers (Except Agric/Const/Safety/Trans)		\$30.57	\$25.05	\$27.65	\$35.60	\$63,586
11-3021	Computer & Information Systems Managers	291	\$53.10	\$42.10	\$51.78	\$63.05	\$110,452
51-4011	Computer Controlled Machine Tool Operators, Metal/Plastic	316					
17-2061	Computer Hardware Engineers	139					
15-1143	Computer Network Architects	93	\$45.80	\$38.85	\$42.88	\$49.80	\$95,262
15-1152	Computer Network Support Specialists	220	\$29.47	\$21.31	\$28.13	\$34.55	\$61,284
15-1199	Computer Occupations, All Other	326	\$37.17	\$32.17	\$36.19	\$40.97	\$77,315
43-9011	Computer Operators		\$25.27	\$23.79	\$26.08	\$28.09	\$52,557
15-1131	Computer Programmers	310	\$41.02	\$28.83	\$36.41	\$53.97	\$85,315
25-1021	Computer Science Teachers, Postsecondary	36					\$65,715
15-1121	Computer Systems Analysts	431	\$39.10	\$31.70	\$36.30	\$47.00	\$81,330
15-1151	Computer User Support Specialists	746	\$24.19	\$19.40	\$23.28	\$28.87	\$50,333
49-2011	Computer, Automated Teller & Office Machine Repairers	137	\$16.26	\$13.27	\$16.07	\$18.27	\$33,810
19-1031	Conservation Scientists		\$29.47	\$23.34	\$27.07	\$34.87	\$61,294
47-4011	Construction & Building Inspectors	166	\$35.77	\$32.31	\$35.83	\$40.80	\$74,402
47-4099	Construction & Related Workers, All Other		\$19.51	\$12.20	\$15.11	\$25.96	\$40,576
47-2061	Construction Laborers	1,919	\$20.97	\$13.35	\$17.85	\$24.31	\$43,606
11-9021	Construction Managers	617	\$49.42	\$39.09	\$47.72	\$56.31	\$102,806
47-1011	Construction Supervisors of Trades & Extraction Workers	1,621	\$34.42	\$24.61	\$33.17	\$43.53	\$71,605
49-9012	Control & Valve Installers & Repairers (Not Mech Door)	34					
53-7011	Conveyor Operators & Tenders	128	\$20.36	\$17.49	\$20.51	\$22.92	\$42,365
35-2011	Cooks, Fast Food		\$11.19	\$9.57	\$9.69	\$11.43	\$23,278
35-2012	Cooks, Institution & Cafeteria	1,146	\$15.04	\$12.73	\$14.43	\$16.94	\$31,289
35-2014	Cooks, Restaurant	2,302	\$12.07	\$10.14	\$11.78	\$13.70	\$25,097
35-2015	Cooks, Short Order	555	\$11.53	\$9.97	\$11.20	\$12.83	\$23,983
33-1011	Correctional Officer Supervisors	75	\$34.93	\$24.72	\$34.75	\$44.22	\$72,643
33-3012	Correctional Officers & Jailers	532	\$27.28	\$22.39	\$26.64	\$33.52	\$56,743
13-1051	Cost Estimators	639	\$33.64	\$23.99	\$33.53	\$42.35	\$69,984
41-2021	Counter & Rental Clerks	1,403	\$14.75	\$11.05	\$13.61	\$16.51	\$30,680
35-3022	Counter Attendants, Cafeteria/Concession & Coffee Shop	1,166	\$11.14	\$9.65	\$10.26	\$11.47	\$23,165
43-5021	Couriers & Messengers	190	\$15.29	\$12.86	\$15.07	\$17.57	\$31,814
43-4031	Court, Municipal & License Clerks	255	\$25.49	\$20.01	\$25.84	\$31.44	\$53,024
53-7021	Crane & Tower Operators	253	\$39.01	\$37.83	\$41.06	\$44.34	\$81,131
13-2041	Credit Analysts	40	\$38.28	\$26.69	\$36.02	\$51.10	\$79,617
43-4041	Credit Authorizers, Checkers & Clerks	48	\$21.01	\$17.07	\$20.50	\$23.17	\$43,688
13-2071	Credit Counselors		\$18.37	\$16.64	\$18.08	\$19.81	\$38,216
33-9091	Crossing Guards	149	\$25.00	\$24.15	\$26.48	\$28.85	\$52,012

SOC code	Tacoma, WA MD Occupational title	Estimated employment	Average wage	Percentiles			Annual wage
				25th	50th	75th	
25-4012	Curators	43	\$28.74	\$23.15	\$28.61	\$34.42	\$59,773
43-4051	Customer Service Representatives	3,901	\$17.21	\$12.09	\$16.31	\$20.94	\$35,793
51-4031	Cut/Punch/Press Mach Setters/Oprs/Tenders, Metal/Plastic	284	\$20.10	\$13.56	\$17.85	\$23.45	\$41,822
51-9032	Cutting & Slicing Machine Setters/Operators & Tenders	129	\$15.92	\$13.25	\$14.42	\$17.92	\$33,110
43-9021	Data Entry Keyers	222	\$15.43	\$11.77	\$15.21	\$18.83	\$32,088
15-1141	Database Administrators	47	\$40.60	\$26.94	\$35.96	\$51.51	\$84,453
41-9011	Demonstrators & Product Promoters	152	\$11.97	\$10.74	\$11.60	\$12.73	\$24,886
31-9091	Dental Assistants	912	\$19.97	\$16.89	\$20.19	\$22.92	\$41,528
29-2021	Dental Hygienists	509	\$46.26	\$42.00	\$46.17	\$51.94	\$96,226
51-9081	Dental Laboratory Technicians	56	\$19.89	\$12.81	\$17.48	\$26.26	\$41,375
29-1021	Dentists, General	234					\$202,348
33-3021	Detectives & Criminal Investigators	145	\$44.78	\$38.11	\$44.85	\$51.84	\$93,142
29-2032	Diagnostic Medical Sonographers	172	\$40.63	\$35.23	\$41.04	\$46.20	\$84,504
29-1031	Dietitians & Nutritionists	122	\$29.76	\$25.62	\$29.74	\$34.93	\$61,903
35-9011	Dining Room & Cafeteria Attendants & Bartender Helpers	775	\$11.00	\$9.58	\$10.31	\$11.48	\$22,879
21-2021	Directors, Religious Activities & Education		\$29.25	\$18.22	\$33.64	\$36.76	\$60,838
35-9021	Dishwashers	1,254	\$10.50	\$9.67	\$10.30	\$11.24	\$21,847
43-5032	Dispatchers (Except Police, Fire & Ambulance)	520	\$22.72	\$17.20	\$22.66	\$28.02	\$47,270
17-3019	Drafters, All Other	32	\$22.24	\$17.00	\$18.97	\$26.79	\$46,257
53-3031	Driver/Sales Workers	934	\$13.63	\$10.12	\$11.71	\$15.22	\$28,365
47-2081	Drywall & Ceiling Tile Installers	386	\$22.63	\$14.42	\$20.76	\$28.87	\$47,061
47-5021	Earth Drillers, Except Oil & Gas	49	\$31.37	\$27.90	\$31.64	\$35.36	\$65,262
25-1063	Economics Teachers, Postsecondary	17					\$87,353
19-3011	Economists	12	\$43.83	\$40.01	\$43.78	\$49.26	\$91,166
27-3041	Editors	109	\$27.23	\$16.92	\$26.11	\$36.01	\$56,620
11-9031	Educ Administrators, Preschool/Childcare Center/Program	105	\$18.13	\$13.88	\$15.58	\$18.40	\$37,720
11-9039	Education Administrators, All Other	25	\$32.78	\$25.76	\$29.88	\$42.98	\$68,189
11-9032	Education Administrators, Elementary & Secondary School	493					\$110,665
11-9033	Education Administrators, Postsecondary	170	\$45.62	\$35.75	\$42.70	\$49.78	\$94,887
25-1081	Education Teachers, Postsecondary	155					\$63,059
25-9099	Education, Training & Library Workers, All Other	221	\$23.48	\$19.74	\$22.19	\$27.04	\$48,843
21-1012	Educational, Guidance, Vocational & School Counselors	629	\$26.65	\$20.43	\$26.52	\$33.44	\$55,424
49-2092	Electric Motor, Power Tool & Related Repairers	78	\$32.76	\$25.92	\$31.20	\$41.18	\$68,137
51-2022	Electrical & Electronic Equipment Assemblers		\$20.81	\$17.60	\$21.14	\$23.58	\$43,288
17-3012	Electrical & Electronics Drafters	76	\$30.74	\$23.16	\$32.02	\$36.63	\$63,941
17-2071	Electrical Engineers	162	\$46.14	\$39.11	\$46.99	\$54.59	\$95,962
49-9051	Electrical Power Line Installers & Repairers	473	\$39.78	\$34.39	\$41.31	\$46.83	\$82,750
49-2094	Electrical/Electronics Repairers, Comm & Industrial Equip	154	\$32.92	\$31.08	\$32.90	\$34.71	\$68,472
49-2095	Electrical/Electronics Repairers, Powerhouse/Relay	16	\$44.86	\$41.12	\$44.92	\$48.82	\$93,317
47-2111	Electricians	1,498	\$28.99	\$21.28	\$28.45	\$37.08	\$60,306
25-2021	Elementary School Teachers, Except Special Education	3,006					\$62,957
43-4061	Eligibility Interviewers, Government Programs	133	\$19.98	\$15.38	\$21.07	\$22.64	\$41,557
11-9161	Emergency Management Directors	10	\$45.87	\$39.66	\$45.81	\$54.68	\$95,404
29-2041	Emergency Medical Technicians & Paramedics	67	\$27.04	\$20.93	\$23.47	\$30.09	\$56,255
25-1032	Engineering Teachers, Postsecondary						\$62,440
17-3029	Engineering Technicians, Except Drafters, All Other	50	\$34.93	\$28.26	\$35.18	\$40.81	\$72,661
17-2199	Engineers, All Other	146	\$44.01	\$34.91	\$43.79	\$51.29	\$91,521
25-1123	English Language & Literature Teachers, Postsecondary	147					\$57,958
27-2099	Entertainers/Performers/Sports & Related Workers, All Other	36					
17-3025	Environmental Engineering Technicians	10	\$25.19	\$21.72	\$24.36	\$28.57	\$52,402
17-2081	Environmental Engineers	32	\$42.67	\$34.72	\$42.17	\$50.15	\$88,753
19-4091	Environmental Science & Protection Techs (Inc Health)	74	\$23.98	\$14.33	\$23.91	\$33.04	\$49,887
19-2041	Environmental Scientists & Specialists (Inc Health)	255	\$34.44	\$28.26	\$33.36	\$40.25	\$71,647
19-1041	Epidemiologists	18	\$42.52	\$29.86	\$40.48	\$52.87	\$88,428
51-9194	Etchers & Engravers		\$18.60	\$13.30	\$14.66	\$17.65	\$38,667
53-7032	Excavating & Loading Machine & Dragline Operators	32	\$27.83	\$22.21	\$26.89	\$32.42	\$57,869
43-6011	Executive Secretaries & Administrative Assistants	702	\$26.29	\$20.13	\$25.41	\$31.54	\$54,699
51-9041	Extrude/Form/Press/Compact Mach Setters/Oprs/Tenders	65	\$18.72	\$15.63	\$19.62	\$21.92	\$38,922
51-4021	Extruding/Drawing Mach Setters/Oprs/Tenders, Metal/Plastic	111	\$17.70	\$14.83	\$17.11	\$20.09	\$36,825
29-1062	Family & General Practitioners	176					\$224,239
45-2092	Farm Workers & Laborers/Crop/Nursery & Greenhouse		\$15.51	\$11.47	\$14.10	\$17.84	\$32,256
45-2093	Farm Workers, Farm/Ranch/Aquacultural Animals		\$15.38	\$11.88	\$14.27	\$19.42	\$32,002

SOC code	Tacoma, WA MD Occupational title	Estimated employment	Average wage	Percentiles			Annual wage
				25th	50th	75th	
45-1011	Farming, Fishing & Forestry Worker Supervisors	14	\$22.57	\$9.95	\$24.87	\$32.90	\$46,950
47-4031	Fence Erectors	170	\$17.67	\$15.75	\$17.31	\$18.87	\$36,755
51-2091	Fiberglass Laminators & Fabricators	26	\$16.50	\$13.66	\$15.05	\$18.06	\$34,321
43-4071	File Clerks	272	\$13.10	\$10.73	\$11.85	\$14.27	\$27,248
13-2051	Financial Analysts	334	\$33.72	\$23.65	\$30.53	\$42.62	\$70,146
43-3099	Financial Clerks, All Other	101	\$17.70	\$14.65	\$17.06	\$19.65	\$36,807
13-2061	Financial Examiners	22	\$29.93	\$26.37	\$28.73	\$33.35	\$62,268
11-3031	Financial Managers	784	\$51.58	\$33.67	\$44.96	\$58.88	\$107,278
13-2099	Financial Specialists, All Other	195	\$27.03	\$21.55	\$24.50	\$30.30	\$56,235
33-2011	Fire Fighters	953	\$38.47	\$32.56	\$38.91	\$44.98	\$80,031
33-1021	Fire Fighting & Prevention Worker Supervisors	280	\$48.65	\$42.45	\$48.39	\$55.16	\$101,183
33-2021	Fire Inspectors & Investigators	15	\$46.75	\$42.06	\$49.77	\$54.96	\$97,229
39-9031	Fitness Trainers & Aerobics Instructors	562	\$19.76	\$11.48	\$14.25	\$22.98	\$41,099
27-1023	Floral Designers	92	\$14.52	\$12.18	\$13.87	\$16.64	\$30,206
51-3092	Food Batchmakers	157	\$14.44	\$12.34	\$14.18	\$16.71	\$30,046
35-9099	Food Preparation & Serving Related Workers, All Other	203	\$12.19	\$10.77	\$12.13	\$13.62	\$25,352
35-1012	Food Preparation & Serving Worker Supervisors	1,613	\$16.15	\$11.18	\$14.35	\$19.80	\$33,578
35-2021	Food Preparation Workers	2,191	\$11.86	\$9.65	\$10.74	\$12.15	\$24,678
51-3099	Food Processing Workers, All Other	32	\$12.67	\$10.67	\$11.94	\$14.46	\$26,362
19-1012	Food Scientists & Technologists	21	\$22.57	\$17.33	\$19.74	\$26.16	\$46,947
35-3041	Food Servers, Nonrestaurant	476	\$11.01	\$9.88	\$10.79	\$11.68	\$22,900
11-9051	Food Service Managers	406	\$26.30	\$19.65	\$23.19	\$32.70	\$54,714
51-3091	Food/Tobacco Roasting/Baking/Drying Mach Oprs/Tenders	65	\$16.19	\$11.32	\$14.22	\$21.25	\$33,680
25-1124	Foreign Language & Literature Teachers, Postsecondary	49					\$61,294
19-4092	Forensic Science Technicians	34	\$32.89	\$27.02	\$31.73	\$39.55	\$68,412
19-4093	Forest & Conservation Technicians	31	\$20.76	\$14.71	\$17.57	\$23.10	\$43,165
13-1131	Fundraisers	123	\$24.89	\$18.17	\$22.80	\$30.17	\$51,773
39-4021	Funeral Attendants	13	\$14.23	\$11.41	\$14.76	\$17.00	\$29,603
51-9051	Furnace/Kiln/Oven/Drier & Kettle Operators & Tenders	31	\$25.52	\$15.61	\$21.88	\$38.92	\$53,080
39-3011	Gaming Dealers	561	\$11.86	\$9.53	\$10.80	\$13.53	\$24,667
33-9031	Gaming Surveillance Officers & Gaming Investigators	55	\$20.93	\$13.87	\$23.18	\$27.73	\$43,521
11-1021	General & Operations Managers	2,846	\$56.62	\$35.60	\$47.29	\$69.33	\$117,772
19-2042	Geoscientists, Except Hydrologists & Geographers		\$45.46	\$35.20	\$41.72	\$50.38	\$94,542
47-2121	Glaziers	95	\$32.12	\$24.80	\$28.56	\$42.97	\$66,812
27-1024	Graphic Designers	277	\$25.18	\$17.48	\$23.28	\$29.71	\$52,361
51-4033	Grind/Lap/Polish/Buff Machine Setters/Oprs/Tenders	73	\$18.84	\$12.04	\$14.88	\$26.79	\$39,186
51-9022	Grinding & Polishing Workers, Hand	159	\$18.44	\$12.73	\$15.08	\$20.61	\$38,362
39-5012	Hairdressers, Hairstylists & Cosmetologists	854	\$17.66	\$11.96	\$14.76	\$21.33	\$36,715
47-4041	Hazardous Materials Removal Workers	159	\$19.58	\$16.26	\$18.46	\$22.01	\$40,728
17-2111	Health & Safety Engineers, Except Mining	35	\$39.24	\$33.76	\$39.55	\$44.94	\$81,624
29-1199	Health Diagnosing & Treating Practitioners, All Other		\$40.28	\$33.25	\$39.20	\$45.96	\$83,784
21-1091	Health Educators	113	\$22.29	\$15.40	\$20.06	\$26.19	\$46,369
29-2099	Health Technologists & Technicians, All Other	538	\$21.33	\$17.02	\$19.89	\$23.57	\$44,381
29-9099	Healthcare Practitioners & Technical Workers, All Other	176	\$29.34	\$23.95	\$26.74	\$29.67	\$61,021
21-1022	Healthcare Social Workers	205	\$29.65	\$25.50	\$29.71	\$34.86	\$61,670
31-9099	Healthcare Support Workers, All Other	617	\$18.59	\$15.36	\$18.24	\$21.64	\$38,657
29-2092	Hearing Aid Specialists	19	\$30.32	\$26.29	\$32.13	\$34.99	\$63,059
49-9021	Heating/Air Cond/Refrigeration Mechanics & Installers	669	\$31.61	\$24.95	\$28.58	\$35.40	\$65,754
53-1021	Helper/Laborer & Material Mover(hand) Supervisors	492	\$28.40	\$20.71	\$26.98	\$38.07	\$59,069
25-1125	History Teachers, Postsecondary	38					\$68,007
49-9031	Home Appliance Repairers		\$18.45	\$12.96	\$19.66	\$23.75	\$38,373
31-1011	Home Health Aides		\$13.39	\$12.66	\$13.53	\$14.39	\$27,856
35-9031	Hosts & Hostesses, Restaurant, Lounge & Coffee Shop	680	\$11.24	\$9.94	\$10.85	\$11.75	\$23,380
43-4081	Hotel, Motel & Resort Desk Clerks	306	\$12.43	\$10.79	\$12.17	\$13.85	\$25,847
37-1011	Housekeeping & Janitorial Worker Supervisors	312	\$21.56	\$17.45	\$20.96	\$24.46	\$44,849
13-1071	Human Resource Specialists	891	\$29.57	\$22.79	\$28.27	\$34.68	\$61,487
43-4161	Human Resources Assistants, Except Payroll & Timekeeping	307	\$19.42	\$16.48	\$19.77	\$22.43	\$40,400
11-3121	Human Resources Managers	169	\$42.49	\$33.05	\$39.59	\$49.30	\$88,378
19-2043	Hydrologists	48	\$43.58	\$37.95	\$43.38	\$48.96	\$90,649
17-2112	Industrial Engineers	235	\$41.31	\$31.99	\$39.78	\$51.52	\$85,924
49-9041	Industrial Machinery Mechanics	750	\$29.77	\$22.06	\$28.69	\$39.96	\$61,931
11-3051	Industrial Production Managers	189	\$44.18	\$32.05	\$39.72	\$53.91	\$91,896

SOC code	Tacoma, WA MD Occupational title	Estimated employment	Average wage	Percentiles			Annual wage
				25th	50th	75th	
53-7051	Industrial Truck & Tractor Operators	2,012	\$23.18	\$15.85	\$20.91	\$28.16	\$48,211
43-4199	Information & Record Clerks, All Other	667	\$20.76	\$18.10	\$21.00	\$23.80	\$43,191
15-1122	Information Security Analysts	162					
51-9061	Inspectors, Testers, Sorters, Samplers & Weighers	752	\$25.58	\$17.82	\$24.43	\$30.35	\$53,202
49-9098	Installation, Maintenance & Repair Helpers	358	\$15.31	\$10.93	\$13.18	\$18.16	\$31,843
49-9099	Installation, Maintenance & Repair Workers, All Other	278	\$24.46	\$18.62	\$25.83	\$29.90	\$50,867
25-9031	Instructional Coordinators	234	\$30.00	\$26.50	\$30.78	\$34.70	\$62,410
43-9041	Insurance Claims & Policy Processing Clerks		\$18.73	\$16.15	\$18.24	\$21.39	\$38,959
41-3021	Insurance Sales Agents	844	\$26.68	\$14.68	\$21.68	\$30.76	\$55,482
27-1025	Interior Designers	101	\$21.67	\$17.38	\$20.72	\$24.19	\$45,081
27-3091	Interpreters & Translators	89	\$21.63	\$15.42	\$21.51	\$27.89	\$44,990
43-4111	Interviewers, Except Eligibility & Loan	413	\$21.00	\$16.82	\$19.62	\$22.79	\$43,678
37-2011	Janitors & Cleaners, Except Maids & Housekeeping	4,084	\$14.46	\$11.23	\$13.91	\$17.29	\$30,073
51-9071	Jewelers & Precious Stone & Metal Workers	69	\$19.41	\$16.32	\$18.86	\$22.56	\$40,387
23-1023	Judges, Magistrate Judges & Magistrates	120	\$50.92	\$37.37	\$46.67	\$59.40	\$105,909
23-1012	Judicial Law Clerks	47	\$32.31	\$23.72	\$32.10	\$40.60	\$67,196
25-2012	Kindergarten Teachers, Except Special Education	448					\$59,844
13-1075	Labor Relations Specialists	261	\$34.91	\$26.26	\$36.56	\$45.96	\$72,620
53-7062	Laborers & Freight, Stock & Material Movers, Hand	5,843	\$16.46	\$11.79	\$14.97	\$19.82	\$34,232
37-3011	Landscaping & Groundskeeping Workers	1,754	\$15.90	\$11.53	\$15.02	\$18.44	\$33,067
37-1012	Landscaping/Lawn & Groundskeeping Worker Supervisors	80	\$26.50	\$21.13	\$24.12	\$32.99	\$55,108
51-6011	Laundry & Dry-Cleaning Workers	495	\$12.03	\$10.24	\$11.21	\$12.82	\$25,028
23-1011	Lawyers	693	\$51.51	\$37.99	\$46.72	\$62.17	\$107,146
43-6012	Legal Secretaries	248	\$23.76	\$20.93	\$23.54	\$27.44	\$49,411
23-2099	Legal Support Workers, All Other	80	\$29.16	\$24.45	\$27.08	\$31.54	\$60,656
11-1031	Legislators	100					\$114,578
25-4021	Librarians	249	\$32.36	\$29.05	\$32.97	\$36.20	\$67,297
43-4121	Library Assistants, Clerical		\$13.52	\$12.26	\$13.47	\$14.67	\$28,110
25-4031	Library Technicians	216	\$21.18	\$17.24	\$21.54	\$25.46	\$44,047
19-1099	Life Scientists, All Other	24	\$35.51	\$33.68	\$34.51	\$38.85	\$73,857
19-4099	Life, Physical & Social Science Technicians, All Other	66	\$26.65	\$22.57	\$27.18	\$29.91	\$55,434
33-9092	Lifeguards/Ski Patrol & Recreational Protective Svc Workers	215	\$12.03	\$10.20	\$11.07	\$11.98	\$25,015
43-4131	Loan Interviewers & Clerks	359	\$17.93	\$14.62	\$17.40	\$20.93	\$37,305
13-2072	Loan Officers	429	\$28.55	\$21.36	\$27.04	\$33.34	\$59,398
39-3093	Locker Room, Coatroom & Dressing Room Attendants	44	\$10.16	\$9.61	\$9.69	\$9.90	\$21,122
11-9081	Lodging Managers	16	\$30.75	\$26.16	\$28.73	\$33.60	\$63,961
45-4023	Log Graders & Scalers	31	\$18.76	\$15.25	\$19.45	\$21.99	\$39,015
45-4022	Logging Equipment Operators	123	\$21.36	\$17.37	\$20.51	\$25.36	\$44,437
45-4029	Logging Workers, All Other	26	\$23.23	\$20.74	\$23.23	\$26.22	\$48,308
13-1081	Logisticians	431	\$39.20	\$30.57	\$39.00	\$47.29	\$81,533
53-7063	Machine Feeders & Offbearers	167	\$17.44	\$11.83	\$17.64	\$21.98	\$36,265
51-4041	Machinists	609	\$25.18	\$21.13	\$25.77	\$28.93	\$52,367
29-2035	Magnetic Resonance Imaging Technologists	139	\$35.09	\$24.25	\$37.54	\$45.12	\$72,985
37-2012	Maids & Housekeeping Cleaners	1,490	\$11.33	\$9.86	\$10.89	\$11.92	\$23,564
43-9051	Mail Clerks & Mail Machine Oprs, Except Postal Service	78	\$17.93	\$14.34	\$17.06	\$21.40	\$37,294
49-9071	Maintenance & Repair Workers, General	2,915	\$20.39	\$14.39	\$19.57	\$25.38	\$42,410
49-9043	Maintenance Workers, Machinery	162	\$29.41	\$25.35	\$28.91	\$34.25	\$61,170
13-1111	Management Analysts	796	\$36.82	\$28.60	\$34.88	\$43.39	\$76,565
11-9199	Managers, All Other	499	\$48.19	\$39.58	\$48.07	\$57.37	\$100,241
39-5092	Manicurists & Pedicurists	352	\$12.34	\$10.58	\$11.61	\$13.92	\$25,679
13-1161	Market Research Analysts & Marketing Specialists	445	\$25.71	\$17.49	\$24.49	\$31.70	\$53,487
11-2021	Marketing Managers	147	\$59.12	\$37.76	\$48.84	\$70.38	\$122,984
21-1013	Marriage & Family Therapists	90	\$29.15	\$21.48	\$26.36	\$38.69	\$60,635
31-9011	Massage Therapists	526	\$21.26	\$16.99	\$19.54	\$25.44	\$44,236
17-2131	Materials Engineers	23					
25-1022	Mathematical Science Teachers, Postsecondary	68					\$64,367
51-3022	Meat, Poultry & Fish Cutters & Trimmers	61	\$15.41	\$13.05	\$14.76	\$17.73	\$32,051
17-3013	Mechanical Drafters	107	\$29.24	\$22.51	\$27.35	\$35.46	\$60,838
17-3027	Mechanical Engineering Technicians	34	\$35.07	\$28.77	\$36.19	\$42.76	\$72,955
17-2141	Mechanical Engineers	214	\$45.66	\$33.73	\$42.31	\$53.31	\$94,978
49-1011	Mechanics, Installers & Repairers Supervisors	960	\$35.54	\$28.23	\$35.09	\$41.81	\$73,938
29-2012	Medical & Clinical Laboratory Technicians	227	\$19.33	\$14.71	\$18.75	\$23.77	\$40,194

SOC code	Tacoma, WA MD Occupational title	Estimated employment	Average wage	Percentiles			Annual wage
				25th	50th	75th	
29-2011	Medical & Clinical Laboratory Technologists	358	\$32.88	\$28.25	\$32.63	\$37.43	\$68,402
11-9111	Medical & Health Services Managers	704	\$48.45	\$36.21	\$45.16	\$56.94	\$100,768
51-9082	Medical Appliance Technicians		\$29.90	\$26.72	\$29.82	\$33.82	\$62,199
31-9092	Medical Assistants	1,149	\$17.48	\$15.36	\$17.29	\$19.49	\$36,378
31-9093	Medical Equipment Preparers	243	\$17.70	\$13.88	\$16.44	\$20.21	\$36,817
49-9062	Medical Equipment Repairers	133	\$23.70	\$17.83	\$21.79	\$28.83	\$49,285
29-2071	Medical Records & Health Information Technicians	498	\$19.86	\$16.07	\$19.27	\$23.78	\$41,319
19-1042	Medical Scientists, Except Epidemiologists	11	\$35.30	\$31.53	\$37.04	\$42.09	\$73,421
43-6013	Medical Secretaries	1,140	\$19.44	\$16.72	\$19.22	\$22.23	\$40,451
31-9094	Medical Transcriptionists	297	\$20.68	\$12.83	\$17.09	\$22.80	\$43,010
13-1121	Meeting, Convention & Event Planners	151	\$23.91	\$19.16	\$23.57	\$28.62	\$49,735
21-1023	Mental Health & Substance Abuse Social Workers	272	\$22.85	\$17.55	\$21.99	\$27.56	\$47,535
21-1014	Mental Health Counselors	438	\$21.40	\$16.24	\$21.11	\$24.99	\$44,513
27-1026	Merchandise Displayers & Window Trimmers	155	\$15.94	\$12.08	\$15.50	\$18.46	\$33,147
51-4199	Metal Workers & Plastic Workers, All Other		\$15.21	\$11.05	\$13.41	\$18.50	\$31,634
43-5041	Meter Readers, Utilities	72	\$23.00	\$18.25	\$21.69	\$27.56	\$47,818
19-1022	Microbiologists	22	\$30.33	\$24.20	\$28.12	\$34.18	\$63,079
25-2022	Middle School Teachers (Except Special Ed & Vocational)	1,264					\$63,799
51-4035	Milling/Planing Mach Setters, Oprs/Tenders, Metal/Plastic	36					
49-9044	Millwrights	136	\$27.41	\$18.71	\$27.75	\$34.09	\$57,012
51-9023	Mixing & Blending Machine Setters, Operators & Tenders	59	\$19.56	\$15.36	\$18.03	\$25.64	\$40,683
49-3042	Mobile Heavy Equipment Mechanics, Except Engines	472	\$27.83	\$23.07	\$27.51	\$31.44	\$57,874
51-4072	Mold/Coremaking/Casting Mach Set/Oprs/Tend, Metal & Plastic	218	\$17.85	\$12.44	\$16.94	\$21.93	\$37,130
51-9195	Molders, Shapers & Casters, Except Metal & Plastic		\$18.78	\$16.08	\$17.70	\$20.72	\$39,054
39-4031	Morticians, Undertakers & Funeral Directors	20	\$26.96	\$21.55	\$25.28	\$28.57	\$56,069
53-3099	Motor Vehicle Operators, All Other	150					
49-3051	Motorboat Mechanics & Service Technicians	103	\$20.54	\$15.52	\$20.42	\$23.95	\$42,724
27-1014	Multimedia Artists & Animators	45					
51-4081	Multiple Machine Tool Setters/Oprs/Tenders, Metal/Plastic	19	\$23.77	\$17.43	\$21.55	\$27.00	\$49,426
25-4013	Museum Technicians & Conservators	90	\$13.76	\$10.89	\$11.32	\$14.30	\$28,624
27-2041	Music Directors & Composers	17	\$27.70	\$9.54	\$30.20	\$40.01	\$57,624
49-9063	Musical Instrument Repairers & Tuners	126					
27-2042	Musicians & Singers	97					
11-9121	Natural Sciences Managers	67	\$56.52	\$48.10	\$55.89	\$63.63	\$117,560
15-1142	Network & Computer Systems Administrators	450	\$35.34	\$29.02	\$34.45	\$40.28	\$73,503
43-4141	New Accounts Clerks	175	\$17.00	\$15.01	\$16.93	\$18.70	\$35,356
39-2021	Nonfarm Animal Caretakers	506	\$12.79	\$9.83	\$11.06	\$13.64	\$26,609
29-2033	Nuclear Medicine Technologists	55	\$39.83	\$36.15	\$40.65	\$44.99	\$82,841
29-1151	Nurse Anesthetists	15	\$75.15	\$66.27	\$74.26	\$86.43	\$156,293
29-1171	Nurse Practitioners	229	\$47.49	\$41.00	\$47.05	\$56.71	\$98,791
29-2061	Nurses, Practical & Vocational (Licensed)	1,424	\$23.57	\$21.05	\$23.15	\$26.10	\$49,046
31-1014	Nursing Assistants	2,256	\$14.37	\$11.59	\$13.93	\$16.93	\$29,879
25-1072	Nursing Instructors & Teachers, Postsecondary	140					\$60,524
29-9011	Occupational Health & Safety Specialists	219	\$35.52	\$28.97	\$34.50	\$40.97	\$73,878
29-1122	Occupational Therapists	318	\$39.13	\$32.54	\$37.80	\$46.32	\$81,381
31-2011	Occupational Therapy Assistants		\$33.11	\$28.02	\$32.59	\$37.68	\$68,873
43-1011	Office & Administrative Support Worker Supervisors	2,654	\$26.31	\$19.65	\$23.78	\$31.71	\$54,739
43-9199	Office & Administrative Support Workers, All Other	506	\$18.52	\$13.70	\$16.50	\$22.03	\$38,522
43-9061	Office Clerks, General	4,586	\$15.78	\$12.63	\$15.48	\$18.18	\$32,829
43-9071	Office Machine Operators, Except Computer		\$18.63	\$14.29	\$20.07	\$22.13	\$38,746
47-2073	Operating Engineers & Construction Equipment Operators	778	\$30.69	\$24.87	\$30.40	\$36.32	\$63,823
15-2031	Operations Research Analysts	52	\$41.47	\$32.45	\$41.59	\$51.77	\$86,258
29-2057	Ophthalmic Medical Technicians	104	\$19.84	\$16.44	\$20.19	\$22.99	\$41,279
29-2081	Opticians, Dispensing	171	\$20.14	\$16.16	\$18.68	\$25.15	\$41,887
43-4151	Order Clerks	610	\$18.26	\$13.98	\$17.05	\$21.76	\$37,964
29-2091	Orthotists & Prosthetists	43	\$36.01	\$27.40	\$37.63	\$46.21	\$74,882
49-3053	Outdoor Power Equipment & Other Small Engine Mechanics	46	\$17.23	\$12.86	\$14.70	\$21.80	\$35,838
51-9111	Packaging & Filling Machine Operators & Tenders	477	\$15.30	\$11.89	\$15.69	\$17.76	\$31,807
53-7064	Packers & Packagers, Hand	1,655	\$12.65	\$10.33	\$11.72	\$13.94	\$26,302
47-2141	Painters, Construction & Maintenance	827	\$20.43	\$12.02	\$20.74	\$27.45	\$42,491
51-9122	Painters, Transportation Equipment	79	\$22.29	\$17.34	\$19.64	\$26.06	\$46,372
51-9196	Paper Goods Machine Setters, Operators & Tenders	200	\$21.88	\$17.51	\$21.46	\$25.12	\$45,517

SOC code	Tacoma, WA MD Occupational title	Estimated employment	Average wage	Percentiles			Annual wage
				25th	50th	75th	
23-2011	Paralegals & Legal Assistants	593	\$24.73	\$21.22	\$24.17	\$28.19	\$51,449
33-3041	Parking Enforcement Workers	11	\$20.90	\$14.14	\$21.64	\$26.15	\$43,459
53-6021	Parking Lot Attendants	154	\$11.60	\$10.17	\$11.07	\$11.98	\$24,126
41-2022	Parts Salespersons	639	\$16.65	\$11.58	\$16.08	\$19.37	\$34,641
43-3051	Payroll & Timekeeping Clerks	303	\$20.60	\$17.15	\$20.36	\$23.38	\$42,856
39-9099	Personal Care & Service Workers, All Other		\$13.59	\$12.32	\$13.32	\$14.32	\$28,264
39-9021	Personal Care Aides	2,496	\$12.51	\$10.61	\$11.65	\$14.19	\$26,006
13-2052	Personal Financial Advisors	273					\$141,509
39-1021	Personal Service Worker Supervisors	317	\$20.13	\$15.76	\$19.07	\$22.69	\$41,865
37-2021	Pest Control Workers	110	\$21.09	\$16.83	\$19.38	\$22.85	\$43,858
51-8093	Petroleum Pump System/Refinery Operators & Gaugers		\$28.49	\$25.65	\$28.32	\$30.56	\$59,268
29-1051	Pharmacists	616	\$57.45	\$52.83	\$57.13	\$62.36	\$119,496
31-9095	Pharmacy Aides	38	\$12.50	\$11.34	\$12.79	\$13.94	\$25,996
29-2052	Pharmacy Technicians	626	\$20.07	\$17.39	\$20.41	\$23.07	\$41,745
25-1126	Philosophy & Religion Teachers, Postsecondary	59					\$70,511
31-9097	Phlebotomists	257	\$16.34	\$13.84	\$15.83	\$18.22	\$33,987
27-4021	Photographers	69	\$13.17	\$9.76	\$10.73	\$11.92	\$27,387
51-9151	Photographic Process Wrkrs & Processing Machine Oprs	21	\$20.42	\$19.66	\$21.51	\$23.35	\$42,474
31-2022	Physical Therapist Aides		\$20.03	\$12.11	\$16.88	\$28.15	\$41,671
31-2021	Physical Therapist Assistants	202	\$32.27	\$24.41	\$31.00	\$41.22	\$67,125
29-1123	Physical Therapists	510	\$39.48	\$33.32	\$37.49	\$45.79	\$82,131
29-1071	Physician Assistants	313	\$52.58	\$43.27	\$52.04	\$67.33	\$109,377
29-1069	Physicians & Surgeons, All Other	620					\$222,891
25-1054	Physics Teachers, Postsecondary	36					\$69,862
47-3015	Pipelayer, Plumber, Pipefitter & Steamfitter Helpers		\$19.03	\$16.28	\$17.94	\$21.64	\$39,583
47-2151	Pipelayers	109	\$29.78	\$26.58	\$31.24	\$34.42	\$61,948
51-8099	Plant & System Operators, All Other		\$27.95	\$23.08	\$30.41	\$31.54	\$58,128
47-2161	Plasterers & Stucco Masons	25					
51-4193	Plating/Coating Machine Setters/Oprs/Tenders, Metal/Plastic	22	\$15.37	\$12.38	\$13.57	\$14.77	\$31,960
47-2152	Plumbers, Pipefitters, & Steamfitters	648	\$28.48	\$21.82	\$28.43	\$35.14	\$59,232
33-1012	Police & Detective Supervisors	200	\$47.54	\$41.17	\$48.76	\$55.56	\$98,864
33-3051	Police & Sheriff's Patrol Officers	822	\$36.58	\$32.59	\$38.05	\$42.62	\$76,087
43-5031	Police, Fire & Ambulance Dispatchers		\$28.73	\$25.27	\$28.40	\$32.76	\$59,762
25-1065	Political Science Teachers, Postsecondary	19					\$60,514
43-5051	Postal Service Clerks	132	\$24.69	\$25.02	\$27.12	\$27.13	\$51,360
43-5052	Postal Service Mail Carriers	704	\$25.87	\$26.03	\$27.91	\$27.92	\$53,805
43-5053	Postal Svc Mail Sorters/Processors/Processing Mach Oprs	242	\$23.60	\$23.92	\$26.60	\$26.61	\$49,097
11-9131	Postmasters & Mail Superintendents	20	\$34.97	\$29.24	\$35.40	\$39.82	\$72,742
25-1199	Postsecondary Teachers, All Other	91					\$70,075
51-5111	Prepress Technicians & Workers	38	\$21.22	\$16.51	\$21.59	\$26.42	\$44,133
25-2011	Preschool Teachers, Except Special Education	552	\$13.12	\$10.54	\$12.18	\$14.99	\$27,296
51-5113	Print Binding & Finishing Workers	28	\$18.72	\$15.54	\$17.88	\$21.14	\$38,932
51-5112	Printing Press Operators	225	\$16.32	\$13.26	\$16.18	\$18.32	\$33,924
21-1092	Probation Officers & Correctional Treatment Specialists	204	\$28.69	\$25.54	\$26.83	\$31.78	\$59,672
43-3061	Procurement Clerks	162	\$21.55	\$18.69	\$21.41	\$23.86	\$44,824
27-2012	Producers & Directors	45	\$27.82	\$19.37	\$27.43	\$32.77	\$57,867
51-1011	Production & Operating Worker Supervisors	916	\$31.96	\$23.15	\$29.59	\$37.42	\$66,464
51-9198	Production Worker Helpers	531	\$14.40	\$11.42	\$13.58	\$16.57	\$29,955
43-5061	Production, Planning & Expediting Clerks	493	\$23.14	\$18.29	\$22.39	\$27.70	\$48,123
11-9141	Property, Real Estate & Community Association Managers	399	\$39.43	\$18.42	\$32.64	\$42.64	\$82,020
33-1099	Protective Service Worker Supervisors, All Other	179	\$27.12	\$20.74	\$23.95	\$34.44	\$56,406
33-9099	Protective Service Workers, All Other	501	\$18.75	\$14.67	\$16.85	\$19.18	\$39,004
31-1013	Psychiatric Aides	39	\$14.22	\$11.59	\$13.37	\$15.04	\$29,593
29-2053	Psychiatric Technicians	349	\$18.45	\$15.47	\$17.51	\$20.10	\$38,379
29-1066	Psychiatrists	84					\$204,700
19-3039	Psychologists, All Other	138	\$48.24	\$38.20	\$47.28	\$50.15	\$100,342
25-1066	Psychology Teachers, Postsecondary	103					\$53,213
11-2031	Public Relations & Fundraising Managers	127	\$48.10	\$35.20	\$43.86	\$55.62	\$100,058
27-3031	Public Relations Specialists	312	\$31.03	\$22.46	\$30.77	\$37.63	\$64,529
13-1023	Purchasing Agents, Except Wholesale/Retail/Farm Products	457	\$29.79	\$22.71	\$27.80	\$36.15	\$61,953
11-3061	Purchasing Managers	86	\$43.20	\$32.95	\$38.17	\$55.61	\$89,838
29-2034	Radiologic Technologists	447	\$33.13	\$29.03	\$33.20	\$37.23	\$68,899

SOC code	Tacoma, WA MD Occupational title	Estimated employment	Average wage	Percentiles			Annual wage
				25th	50th	75th	
41-9021	Real Estate Brokers	31	\$30.97	\$19.99	\$24.16	\$42.25	\$64,431
41-9022	Real Estate Sales Agents	431	\$19.37	\$12.88	\$15.71	\$26.48	\$40,310
43-4171	Receptionists & Information Clerks	2,336	\$14.65	\$11.43	\$13.92	\$17.26	\$30,475
25-1193	Recreation & Fitness Studies Teachers, Postsecondary	36					\$52,970
39-9032	Recreation Workers	648	\$13.44	\$10.62	\$11.72	\$14.30	\$27,948
29-1125	Recreational Therapists	57	\$25.61	\$21.36	\$23.71	\$29.83	\$53,274
49-3092	Recreational Vehicle Service Technicians	49	\$17.95	\$14.86	\$17.03	\$19.57	\$37,339
53-7081	Refuse & Recyclable Material Collectors	284	\$25.05	\$20.07	\$25.34	\$30.06	\$52,115
29-1141	Registered Nurses	6,303	\$37.79	\$31.39	\$38.31	\$44.60	\$78,593
21-1015	Rehabilitation Counselors	1,368	\$17.11	\$13.69	\$16.86	\$18.99	\$35,570
21-2099	Religious Workers, All Other	35	\$10.89	\$9.64	\$10.45	\$11.26	\$22,652
27-3022	Reporters & Correspondents	41	\$18.52	\$12.90	\$14.38	\$23.76	\$38,511
29-1126	Respiratory Therapists	255	\$31.30	\$26.54	\$29.64	\$35.57	\$65,107
41-2031	Retail Salespersons	10,114	\$14.25	\$10.32	\$11.83	\$15.15	\$29,643
49-9096	Riggers		\$26.73	\$21.27	\$23.37	\$32.06	\$55,603
51-4023	Rolling Machine Setters/Operators & Tenders/Metal & Plastic	76	\$20.05	\$16.25	\$19.22	\$24.68	\$41,700
47-2181	Roofers	663	\$25.03	\$18.59	\$23.56	\$32.01	\$52,057
47-5012	Rotary Drill Operators, Oil & Gas		\$18.39	\$15.93	\$17.53	\$19.61	\$38,265
53-5011	Sailors & Marine Oilers	15	\$16.92	\$16.08	\$17.82	\$19.12	\$35,197
41-9099	Sales & Related Workers, All Other		\$19.31	\$13.62	\$19.24	\$23.54	\$40,174
41-9031	Sales Engineers	64					
11-2022	Sales Managers	659	\$58.17	\$36.91	\$48.07	\$60.84	\$120,997
41-3099	Sales Reps, Services, All Other	1,274	\$24.90	\$14.75	\$22.04	\$31.99	\$51,773
41-4012	Sales Reps/Wholesale/Mfg, Except Tech/Science Products	2,796	\$31.34	\$18.29	\$26.92	\$40.31	\$65,175
41-4011	Sales Reps/Wholesale/Mfg, Tech/Scientific Products	372	\$41.11	\$26.37	\$33.25	\$46.91	\$85,513
41-1012	Sales Worker Supervisors, Non-Retail	334	\$41.57	\$27.23	\$36.31	\$47.64	\$86,456
41-1011	Sales Worker Supervisors, Retail	2,458	\$21.71	\$15.61	\$20.24	\$24.84	\$45,172
51-7041	Sawing Machine Setters/Operators & Tenders, Wood	328	\$17.27	\$13.93	\$17.04	\$20.79	\$35,929
25-2031	Secondary School Teachers, Except Spec/Voc/Tech Educ	1,312					\$63,698
43-6014	Secretaries & Admin Assts, Except Legal/Medical & Exec	3,642	\$19.09	\$15.10	\$18.72	\$22.87	\$39,700
41-3031	Securities, Commodities & Financial Services Sales Agents	369	\$29.79	\$16.74	\$20.44	\$34.65	\$61,958
49-2098	Security & Fire Alarm Systems Installers		\$26.64	\$21.40	\$25.61	\$30.40	\$55,400
33-9032	Security Guards	2,304	\$15.24	\$11.22	\$14.01	\$18.23	\$31,688
25-3021	Self-Enrichment Education Teachers	759	\$20.52	\$15.21	\$20.49	\$25.21	\$42,678
47-4071	Septic Tank Servicers & Sewer Pipe Cleaners	173	\$21.37	\$19.55	\$21.30	\$23.06	\$44,447
51-6031	Sewing Machine Operators	400	\$13.22	\$10.76	\$11.86	\$15.26	\$27,502
47-2211	Sheet Metal Workers	174	\$34.63	\$28.03	\$38.14	\$42.70	\$72,021
43-5071	Shipping, Receiving & Traffic Clerks	1,500	\$17.52	\$13.39	\$16.35	\$20.52	\$36,432
39-5094	Skincare Specialists		\$16.85	\$9.71	\$15.00	\$20.05	\$35,039
11-9151	Social & Community Service Managers	345	\$32.46	\$21.74	\$29.08	\$37.78	\$67,520
21-1093	Social & Human Service Assistants	1,448	\$15.24	\$10.92	\$13.66	\$17.76	\$31,707
19-3099	Social Scientists & Related Workers, All Other	95	\$35.38	\$30.74	\$34.17	\$39.76	\$73,584
21-1029	Social Workers, All Other	211	\$30.61	\$21.08	\$34.17	\$38.55	\$63,667
25-1067	Sociology Teachers, Postsecondary	33					\$62,957
15-1132	Software Developers, Applications	693	\$43.70	\$36.94	\$42.48	\$48.82	\$90,912
15-1133	Software Developers, Systems Software	195	\$51.81	\$43.30	\$53.22	\$60.14	\$107,775
19-1013	Soil & Plant Scientists		\$35.10	\$30.34	\$34.10	\$37.73	\$73,006
27-4014	Sound Engineering Technicians		\$19.77	\$16.68	\$18.13	\$24.38	\$41,127
25-2052	Special Ed Teachers, Kindergarten & Elementary School	374					\$60,757
25-2053	Special Education Teachers, Middle School	185					\$61,467
25-2051	Special Education Teachers, Preschool	65					\$61,862
25-2054	Special Education Teachers, Secondary School	236					\$63,596
29-1127	Speech-Language Pathologists	238	\$35.86	\$31.08	\$34.91	\$38.85	\$74,598
51-8021	Stationary Engineers & Boiler Operators	86	\$30.27	\$25.69	\$31.20	\$34.10	\$62,973
43-9111	Statistical Assistants		\$24.05	\$21.00	\$24.68	\$27.68	\$50,030
15-2041	Statisticians	26	\$36.91	\$28.69	\$36.70	\$44.27	\$76,778
43-5081	Stock Clerks & Order Fillers	5,585	\$15.59	\$11.16	\$14.27	\$19.49	\$32,413
47-2221	Structural Iron & Steel Workers	232	\$27.58	\$19.25	\$23.51	\$38.27	\$57,367
51-2041	Structural Metal Fabricators & Fitters	160	\$20.71	\$15.08	\$21.02	\$25.94	\$43,074
21-1011	Substance Abuse & Behavioral Disorder Counselors	130	\$21.95	\$18.22	\$21.30	\$24.00	\$45,659
25-3098	Substitute Teachers	2,256	\$17.53	\$16.11	\$17.26	\$18.40	\$36,472
29-1067	Surgeons						



SOC code	Tacoma, WA MD Occupational title	Estimated employment	Average wage	Percentiles			Annual wage
				25th	50th	75th	
29-2055	Surgical Technologists	285	\$23.95	\$19.86	\$24.17	\$28.00	\$49,806
17-3031	Surveying & Mapping Technicians	81	\$23.65	\$18.24	\$24.61	\$28.36	\$49,177
17-1022	Surveyors	73	\$35.91	\$32.11	\$35.56	\$40.25	\$74,709
43-2011	Switchboard Operators, Including Answering Service	214	\$15.40	\$13.03	\$15.55	\$17.74	\$32,048
51-6052	Tailors, Dressmakers & Custom Sewers		\$13.49	\$11.79	\$13.41	\$14.93	\$28,061
53-7121	Tank Car, Truck & Ship Loaders	60					
47-2082	Tapers	246	\$21.74	\$13.93	\$18.88	\$28.85	\$45,217
13-2081	Tax Examiners, Collectors & Revenue Agents		\$25.26	\$22.15	\$23.86	\$26.33	\$52,544
13-2082	Tax Preparers	99	\$16.25	\$13.36	\$14.60	\$20.16	\$33,806
53-3041	Taxi Drivers & Chauffeurs	185	\$14.65	\$12.47	\$14.36	\$16.84	\$30,480
25-9041	Teacher Assistants	3,520					\$32,508
25-3097	Teachers & Instructors, All Other, Exc Substitute Teachers	277					\$53,690
51-2092	Team Assemblers	653	\$16.57	\$12.25	\$15.00	\$20.65	\$34,474
27-3042	Technical Writers	16	\$37.45	\$27.43	\$37.33	\$46.99	\$77,883
49-2022	Telecom Equip Installers/Repairers, Except Line	701	\$26.99	\$23.22	\$27.14	\$31.28	\$56,120
49-9052	Telecommunications Line Installers & Repairers	317	\$27.98	\$19.73	\$26.79	\$37.53	\$58,189
41-9041	Telemarketers	163	\$13.24	\$10.01	\$12.58	\$16.44	\$27,558
43-3071	Tellers	1,157	\$13.93	\$12.47	\$13.75	\$15.03	\$28,993
51-6099	Textile, Apparel & Furnishings Workers, All Other	42	\$16.96	\$13.19	\$15.93	\$19.46	\$35,268
29-1129	Therapists, All Other	26	\$33.64	\$18.74	\$38.47	\$44.14	\$69,984
49-3093	Tire Repairers & Changers	316	\$14.01	\$11.27	\$13.43	\$16.25	\$29,155
23-2093	Title Examiners, Abstractors, & Searchers	211	\$24.46	\$19.26	\$22.55	\$30.48	\$50,881
51-4111	Tool & Die Makers	82	\$35.84	\$28.42	\$39.36	\$43.55	\$74,535
51-4194	Tool Grinders, Filers & Sharpeners	32	\$22.40	\$18.58	\$21.57	\$24.38	\$46,606
11-3131	Training & Development Managers	31	\$48.79	\$34.44	\$49.31	\$64.46	\$101,488
13-1151	Training & Development Specialists	370	\$26.77	\$22.36	\$26.76	\$29.66	\$55,687
11-3071	Transportation, Storage & Distribution Managers	246	\$44.25	\$36.59	\$44.05	\$52.29	\$92,038
53-1031	Transportation/Material Moving Vehicle Operator Supervisors	725	\$34.32	\$25.54	\$33.31	\$41.90	\$71,391
41-3041	Travel Agents	69	\$13.52	\$10.72	\$12.02	\$15.09	\$28,113
53-3032	Truck Drivers, Heavy & Tractor-Trailer	4,382	\$21.91	\$17.72	\$20.53	\$23.42	\$45,578
53-3033	Truck Drivers, Light or Delivery Services	1,785	\$19.97	\$12.61	\$17.57	\$26.79	\$41,531
27-2023	Umpires, Referees & Other Sports Officials	174					\$27,671
51-6093	Upholsterers		\$16.87	\$13.07	\$14.62	\$20.95	\$35,084
19-3051	Urban & Regional Planners	124	\$36.92	\$31.66	\$38.52	\$44.34	\$76,798
39-3031	Ushers, Lobby Attendants & Ticket Takers	64	\$10.85	\$9.70	\$10.58	\$11.54	\$22,573
29-1131	Veterinarians	226	\$45.27	\$33.31	\$40.21	\$53.39	\$94,167
31-9096	Veterinary Assistants & Laboratory Animal Caretakers	211	\$12.55	\$10.22	\$12.81	\$14.09	\$26,108
29-2056	Veterinary Technologists & Technicians	249	\$16.95	\$14.92	\$16.94	\$18.78	\$35,266
25-1194	Vocational Education Teachers, Postsecondary	600	\$24.69	\$19.25	\$23.97	\$29.75	\$51,347
35-3031	Waiters & Waitresses	4,502	\$13.34	\$9.61	\$10.58	\$13.70	\$27,733
51-8031	Water & Wastewater Treatment Plant & System Operators	196	\$32.39	\$28.16	\$33.04	\$37.01	\$67,360
15-1134	Web Developers	193	\$33.42	\$25.05	\$30.38	\$40.07	\$69,508
43-5111	Weighers/Measurers/Checkers & Samplers, Recordkeeping	163	\$15.53	\$11.13	\$14.12	\$20.36	\$32,302
51-4121	Welders, Cutters, Solderers & Brazers	319	\$22.22	\$17.72	\$21.15	\$25.29	\$46,220
51-4122	Welding/Soldering/Brazing Mach Setters/Operators & Tenders	60	\$19.11	\$14.68	\$18.65	\$22.84	\$39,746
13-1022	Wholesale & Retail Buyers, Except Farm Products	404	\$24.28	\$13.86	\$21.73	\$30.65	\$50,506
51-7042	Woodworking Mach Setters/Oprs & Tenders, Except Sawing	170	\$17.55	\$15.02	\$17.23	\$19.63	\$36,499
43-9022	Word Processors & Typists	42	\$18.00	\$12.52	\$18.11	\$21.75	\$37,437
27-3043	Writers & Authors	21	\$29.58	\$22.66	\$29.61	\$36.11	\$61,517

Tacoma, WA MD

# Wenatchee-East Wenatchee, WA MSA

## 2015 Occupational Employment and Wage Estimates Includes Chelan and Douglas counties



SOC code	Wenatchee-East Wenatchee, WA MSA Occupational title	Estimated employment	Average wage	Percentiles			Annual wage
				25th	50th	75th	
13-2011	Accountants & Auditors	215	\$29.56	\$23.37	\$27.84	\$34.89	\$61,487
11-3011	Administrative Services Managers	39	\$43.38	\$29.59	\$46.01	\$56.59	\$90,223
25-3011	Adult Literacy, Remedial Ed, GED Teachers/Instructors	92	\$25.21	\$21.51	\$23.93	\$28.58	\$52,422
41-3011	Advertising Sales Agents	53	\$19.57	\$15.42	\$18.37	\$22.47	\$40,718
45-2011	Agricultural Inspectors	61	\$25.31	\$22.07	\$23.69	\$27.46	\$52,645
49-3011	Aircraft Mechanics & Service Technicians		\$20.56	\$19.51	\$21.35	\$23.18	\$42,744
39-3091	Amusement & Recreation Attendants	86	\$10.72	\$9.60	\$10.14	\$11.40	\$22,297
13-2021	Appraisers & Assessors of Real Estate	40	\$32.44	\$23.57	\$33.66	\$40.50	\$67,480
17-3011	Architectural & Civil Drafters	26	\$25.58	\$20.50	\$23.69	\$30.44	\$53,203
11-9041	Architectural & Engineering Managers	17	\$64.55	\$61.76	\$66.17	\$71.91	\$134,260
49-3021	Automotive Body & Related Repairers	26	\$18.13	\$14.59	\$17.18	\$20.46	\$37,714
49-3023	Automotive Service Technicians & Mechanics	156	\$18.61	\$14.59	\$17.28	\$23.24	\$38,698
51-3011	Bakers	25	\$12.80	\$11.05	\$12.58	\$14.31	\$26,626
35-3011	Bartenders	235	\$11.10	\$9.64	\$10.50	\$11.48	\$23,073
49-3091	Bicycle Repairers	21	\$12.72	\$10.54	\$11.53	\$13.59	\$26,448
43-3011	Bill & Account Collectors	50	\$17.25	\$14.38	\$16.51	\$19.04	\$35,874
43-3021	Billing & Posting Clerks & Machine Operators	81	\$19.37	\$13.01	\$18.19	\$25.30	\$40,298
19-4021	Biological Technicians	84	\$18.00	\$15.02	\$16.95	\$20.61	\$37,436
43-3031	Bookkeeping, Accounting & Auditing Clerks	675	\$17.59	\$14.35	\$17.18	\$20.29	\$36,574
49-3031	Bus & Truck Mechanics & Diesel Engine Specialists	78	\$27.36	\$22.18	\$25.36	\$32.50	\$56,911
53-3022	Bus Drivers, School or Special Client	157	\$17.58	\$16.04	\$17.42	\$18.79	\$36,560
13-1199	Business Operations Specialists, All Other	118	\$31.22	\$24.35	\$29.20	\$36.80	\$64,945
51-3021	Butchers & Meat Cutters	55	\$15.59	\$12.75	\$15.85	\$18.46	\$32,438
25-2032	Career/Technical Education Teachers, Secondary School	68					\$63,424
47-2031	Carpenters	284	\$20.91	\$17.06	\$20.61	\$24.54	\$43,484
47-2041	Carpet Installers	23	\$24.95	\$24.90	\$26.82	\$28.74	\$51,895
41-2011	Cashiers	1,894	\$11.81	\$10.25	\$11.39	\$12.77	\$24,561
47-2051	Cement Masons & Concrete Finishers	110	\$14.47	\$11.18	\$13.94	\$17.22	\$30,097
35-1011	Chefs & Head Cooks	27	\$23.97	\$20.59	\$22.51	\$26.70	\$49,876
11-1011	Chief Executives	43					\$157,632
21-1021	Child, Family & School Social Workers	96	\$22.50	\$18.20	\$22.31	\$26.84	\$46,795
39-9011	Childcare Workers	34	\$12.02	\$9.65	\$11.24	\$14.03	\$24,994
17-3022	Civil Engineering Technicians	32	\$23.61	\$20.50	\$25.68	\$28.19	\$49,096
17-2051	Civil Engineers	124	\$38.10	\$31.12	\$35.20	\$42.97	\$79,252
13-1031	Claims Adjusters, Examiners & Investigators	24	\$35.15	\$32.65	\$33.93	\$37.03	\$73,127
53-7061	Cleaners of Vehicles & Equipment	110	\$10.36	\$9.60	\$9.84	\$11.04	\$21,543
19-3031	Clinical, Counseling & School Psychologists	25	\$33.77	\$31.55	\$34.19	\$36.82	\$70,238
27-2022	Coaches & Scouts	213					\$33,633
51-9121	Coating/Painting/Spraying Machine Setters/Oprs/Tenders		\$19.91	\$16.93	\$19.54	\$22.57	\$41,415
35-3021	Combined Food Prep & Serving Workers, Inc Fast Food	665	\$11.28	\$9.69	\$10.57	\$11.70	\$23,462
21-1099	Community & Social Service Specialists, All Other	26	\$18.73	\$16.11	\$17.71	\$19.79	\$38,947
21-1094	Community Health Workers		\$16.59	\$12.78	\$14.28	\$17.49	\$34,495
13-1041	Compliance Officers (Except Agric/Const/Safety/Trans)	74	\$29.37	\$23.86	\$27.65	\$34.88	\$61,092
11-3021	Computer & Information Systems Managers	30	\$55.52	\$49.15	\$54.97	\$60.94	\$115,491
15-1152	Computer Network Support Specialists	30	\$30.80	\$26.19	\$31.12	\$35.91	\$64,073
15-1199	Computer Occupations, All Other		\$30.70	\$26.48	\$28.64	\$30.56	\$63,870
15-1131	Computer Programmers	12	\$42.80	\$36.61	\$42.35	\$48.61	\$89,026
15-1121	Computer Systems Analysts	57	\$36.15	\$25.19	\$36.08	\$47.62	\$75,186
15-1151	Computer User Support Specialists	74	\$21.71	\$16.08	\$21.09	\$27.28	\$45,152
47-4011	Construction & Building Inspectors	34	\$34.00	\$27.03	\$32.56	\$33.91	\$70,724
47-2061	Construction Laborers	311	\$17.63	\$13.10	\$15.11	\$20.76	\$36,684
11-9021	Construction Managers	93	\$42.64	\$24.69	\$40.40	\$59.92	\$88,682
47-1011	Construction Supervisors of Trades & Extraction Workers	142	\$32.68	\$26.39	\$31.28	\$36.57	\$67,977
49-9012	Control & Valve Installers & Repairers (Not Mech Door)	24	\$28.87	\$20.83	\$29.61	\$36.44	\$60,055
35-2011	Cooks, Fast Food	260	\$10.53	\$9.61	\$9.75	\$11.21	\$21,878

SOC code	Wenatchee-East Wenatchee, WA MSA Occupational title	Estimated employment	Average wage	Percentiles			Annual wage
				25th	50th	75th	
35-2012	Cooks, Institution & Cafeteria	183	\$13.92	\$11.17	\$13.24	\$16.47	\$28,949
35-2014	Cooks, Restaurant	395	\$12.18	\$10.68	\$11.89	\$13.65	\$25,332
35-2015	Cooks, Short Order	266	\$11.42	\$10.40	\$11.19	\$11.97	\$23,758
33-3012	Correctional Officers & Jailers	93	\$21.57	\$19.06	\$21.47	\$24.76	\$44,880
13-1051	Cost Estimators	48	\$30.76	\$24.68	\$28.70	\$40.58	\$63,992
41-2021	Counter & Rental Clerks	234	\$16.30	\$11.91	\$15.58	\$19.51	\$33,918
35-3022	Counter Attendants, Cafeteria/Concession & Coffee Shop	393	\$11.04	\$9.67	\$10.23	\$11.60	\$22,961
43-5021	Couriers & Messengers	24	\$14.29	\$12.83	\$14.06	\$15.75	\$29,734
43-4031	Court, Municipal & License Clerks	64	\$16.98	\$14.60	\$16.97	\$19.11	\$35,326
53-7021	Crane & Tower Operators		\$22.02	\$15.74	\$17.51	\$32.54	\$45,801
13-2041	Credit Analysts		\$32.84	\$19.56	\$22.77	\$51.75	\$68,321
33-9091	Crossing Guards	15	\$24.71	\$17.56	\$23.00	\$33.18	\$51,399
43-4051	Customer Service Representatives	246	\$17.63	\$12.86	\$15.36	\$20.32	\$36,665
51-9032	Cutting & Slicing Machine Setters/Operators & Tenders		\$14.23	\$12.79	\$13.81	\$14.83	\$29,598
43-9021	Data Entry Keyers	39	\$15.66	\$11.31	\$14.01	\$19.46	\$32,576
15-1141	Database Administrators	14	\$36.17	\$27.40	\$34.02	\$42.44	\$75,236
41-9011	Demonstrators & Product Promoters	56	\$15.86	\$11.36	\$12.54	\$21.62	\$32,996
31-9091	Dental Assistants	114	\$18.22	\$15.92	\$17.86	\$20.70	\$37,900
29-2021	Dental Hygienists		\$43.67	\$39.93	\$44.10	\$48.62	\$90,841
51-9081	Dental Laboratory Technicians		\$18.11	\$14.38	\$16.61	\$18.74	\$37,660
29-1021	Dentists, General	35	\$73.41	\$58.42	\$66.89	\$76.17	\$152,704
33-3021	Detectives & Criminal Investigators	14	\$39.16	\$32.20	\$35.13	\$42.68	\$81,452
29-1031	Dietitians & Nutritionists	17	\$27.86	\$25.63	\$28.75	\$32.76	\$57,948
35-9011	Dining Room & Cafeteria Attendants & Bartender Helpers	72	\$11.39	\$9.53	\$9.61	\$11.23	\$23,686
35-9021	Dishwashers	172	\$10.54	\$9.61	\$10.28	\$11.26	\$21,919
43-5032	Dispatchers (Except Police, Fire & Ambulance)	57	\$20.19	\$15.36	\$18.62	\$23.11	\$42,013
53-3031	Driver/Sales Workers	110	\$13.81	\$10.87	\$12.18	\$15.92	\$28,711
47-2081	Drywall & Ceiling Tile Installers	58					
11-9031	Educ Administrators, Preschool/Childcare Center/Program		\$19.23	\$16.45	\$17.93	\$21.67	\$40,011
11-9032	Education Administrators, Elementary & Secondary School	82					\$100,079
25-9099	Education, Training & Library Workers, All Other	39	\$25.61	\$20.47	\$25.55	\$30.63	\$53,274
21-1012	Educational, Guidance, Vocational & School Counselors	59	\$29.32	\$22.93	\$30.56	\$35.11	\$60,990
17-3023	Electrical & Electronics Engineering Technicians	25	\$37.00	\$31.03	\$35.66	\$42.25	\$76,950
17-2071	Electrical Engineers	32	\$46.21	\$38.40	\$46.22	\$54.45	\$96,104
49-9051	Electrical Power Line Installers & Repairers	118	\$41.43	\$40.23	\$42.17	\$45.14	\$86,158
47-2111	Electricians	162	\$29.06	\$25.30	\$28.84	\$33.74	\$60,458
25-2021	Elementary School Teachers, Except Special Education	487					\$58,993
29-2041	Emergency Medical Technicians & Paramedics	72	\$15.62	\$12.47	\$15.10	\$18.78	\$32,488
19-2041	Environmental Scientists & Specialists (Inc Health)	110	\$32.20	\$26.27	\$30.70	\$36.75	\$66,983
43-6011	Executive Secretaries & Administrative Assistants	81	\$26.22	\$20.70	\$25.75	\$31.65	\$54,536
29-1062	Family & General Practitioners	63					
49-3041	Farm Equipment Mechanics & Service Technicians	64	\$17.25	\$15.44	\$17.36	\$19.45	\$35,889
45-2092	Farm Workers & Laborers/Crop/Nursery & Greenhouse	1,010					
45-1011	Farming, Fishing & Forestry Worker Supervisors		\$26.20	\$16.32	\$25.51	\$37.55	\$54,489
43-4071	File Clerks	18	\$13.47	\$9.89	\$11.32	\$14.82	\$28,019
13-2051	Financial Analysts	16	\$38.64	\$27.00	\$36.07	\$46.97	\$80,387
11-3031	Financial Managers	79	\$46.61	\$33.67	\$42.78	\$59.46	\$96,946
33-2011	Fire Fighters	102	\$21.52	\$11.69	\$22.72	\$29.17	\$44,767
33-1021	Fire Fighting & Prevention Worker Supervisors	19	\$30.74	\$25.03	\$30.88	\$39.90	\$63,937
39-9031	Fitness Trainers & Aerobics Instructors	71					
27-1023	Floral Designers	18	\$12.72	\$10.66	\$11.71	\$14.77	\$26,444
51-3092	Food Batchmakers		\$15.89	\$15.55	\$16.76	\$17.97	\$33,049
35-1012	Food Preparation & Serving Worker Supervisors	242	\$15.31	\$11.30	\$14.75	\$17.97	\$31,841
35-2021	Food Preparation Workers	376	\$11.28	\$9.53	\$10.74	\$12.05	\$23,462
35-3041	Food Servers, Nonrestaurant	75	\$10.33	\$9.60	\$10.18	\$11.12	\$21,489
11-9051	Food Service Managers	29	\$24.30	\$17.90	\$25.05	\$28.37	\$50,556
19-4093	Forest & Conservation Technicians	204	\$17.67	\$13.79	\$15.42	\$21.01	\$36,756
11-1021	General & Operations Managers	407	\$47.28	\$33.95	\$44.49	\$56.01	\$98,355
45-2041	Graders & Sorters, Agricultural Products		\$11.77	\$9.81	\$10.88	\$11.96	\$24,463
27-1024	Graphic Designers	23	\$21.11	\$15.28	\$17.52	\$30.40	\$43,905
39-5012	Hairdressers, Hairstylists & Cosmetologists	113	\$12.55	\$10.34	\$11.51	\$13.81	\$26,098
29-2099	Health Technologists & Technicians, All Other	134	\$18.87	\$14.41	\$16.82	\$19.37	\$39,251

SOC code	Wenatchee-East Wenatchee, WA MSA Occupational title	Estimated employment	Average wage	Percentiles			Annual wage
				25th	50th	75th	
29-9099	Healthcare Practitioners & Technical Workers, All Other	24	\$28.76	\$23.85	\$27.32	\$30.66	\$59,814
21-1022	Healthcare Social Workers	39	\$32.28	\$27.10	\$30.55	\$37.11	\$67,145
31-9099	Healthcare Support Workers, All Other	25	\$19.17	\$15.49	\$17.75	\$22.31	\$39,862
49-9021	Heating/Air Cond/Refrigeration Mechanics & Installers	42	\$22.60	\$18.77	\$22.47	\$26.84	\$47,014
53-1021	Helper/Laborer & Material Mover(hand) Supervisors	30	\$24.46	\$16.83	\$21.84	\$33.79	\$50,885
47-4051	Highway Maintenance Workers	83	\$20.55	\$19.67	\$20.94	\$22.53	\$42,744
49-9031	Home Appliance Repairers		\$14.69	\$10.73	\$13.86	\$18.61	\$30,565
31-1011	Home Health Aides	54	\$11.22	\$10.29	\$10.96	\$11.65	\$23,339
35-9031	Hosts & Hostesses, Restaurant, Lounge & Coffee Shop		\$11.10	\$10.36	\$11.05	\$11.72	\$23,084
43-4081	Hotel, Motel & Resort Desk Clerks	148	\$11.80	\$10.31	\$11.19	\$12.19	\$24,548
37-1011	Housekeeping & Janitorial Worker Supervisors	42	\$16.89	\$13.68	\$16.45	\$18.77	\$35,131
13-1071	Human Resource Specialists	75	\$23.88	\$19.43	\$22.70	\$26.99	\$49,654
43-4161	Human Resources Assistants, Except Payroll & Timekeeping	14	\$19.14	\$16.69	\$19.76	\$22.14	\$39,811
11-3121	Human Resources Managers	18	\$55.10	\$43.48	\$50.37	\$59.32	\$114,599
49-9041	Industrial Machinery Mechanics	222	\$26.78	\$24.23	\$26.46	\$28.71	\$55,704
11-3051	Industrial Production Managers		\$43.39	\$39.72	\$42.87	\$46.01	\$90,243
53-7051	Industrial Truck & Tractor Operators	503	\$19.37	\$13.05	\$16.47	\$25.72	\$40,291
43-4199	Information & Record Clerks, All Other	39	\$15.23	\$11.31	\$14.12	\$19.73	\$31,683
51-9061	Inspectors, Testers, Sorters, Samplers & Weighers	64	\$18.81	\$11.01	\$15.44	\$23.64	\$39,115
49-9098	Installation, Maintenance & Repair Helpers	42	\$13.81	\$11.18	\$12.85	\$14.46	\$28,729
49-9099	Installation, Maintenance & Repair Workers, All Other		\$17.03	\$12.22	\$17.25	\$21.12	\$35,412
25-9031	Instructional Coordinators	29	\$34.41	\$22.81	\$36.76	\$44.51	\$71,586
47-2131	Insulation Workers, Floor, Ceiling & Wall		\$15.14	\$13.32	\$14.66	\$16.92	\$31,496
41-3021	Insurance Sales Agents	83					
27-3091	Interpreters & Translators	12	\$19.52	\$16.59	\$19.72	\$22.44	\$40,599
37-2011	Janitors & Cleaners, Except Maids & Housekeeping	559	\$13.68	\$10.80	\$12.75	\$16.34	\$28,458
23-1023	Judges, Magistrate Judges & Magistrates	14	\$48.56	\$36.63	\$37.37	\$66.25	\$101,001
25-2012	Kindergarten Teachers, Except Special Education	72					\$54,176
13-1075	Labor Relations Specialists		\$24.20	\$20.82	\$22.33	\$23.84	\$50,333
53-7062	Laborers & Freight, Stock & Material Movers, Hand	554	\$14.33	\$10.37	\$11.90	\$15.86	\$29,809
37-3011	Landscaping & Groundskeeping Workers	340	\$13.68	\$11.02	\$13.05	\$15.08	\$28,458
37-1012	Landscaping/Lawn & Groundskeeping Worker Supervisors	18	\$25.45	\$16.73	\$22.30	\$34.78	\$52,952
51-6011	Laundry & Dry-Cleaning Workers	41	\$11.50	\$9.74	\$10.98	\$12.62	\$23,929
23-1011	Lawyers	80	\$50.93	\$35.72	\$42.95	\$65.51	\$105,939
43-6012	Legal Secretaries	76	\$18.09	\$16.36	\$17.72	\$19.06	\$37,629
11-1031	Legislators	22					\$151,446
25-4021	Librarians	26	\$27.36	\$21.79	\$29.02	\$33.77	\$56,904
43-4121	Library Assistants, Clerical	17	\$13.81	\$10.91	\$14.15	\$16.90	\$28,729
33-9092	Lifeguards/Ski Patrol & Recreational Protective Svc Workers		\$10.69	\$9.66	\$10.36	\$11.34	\$22,235
43-4131	Loan Interviewers & Clerks	35	\$20.12	\$16.27	\$18.51	\$25.10	\$41,851
13-2072	Loan Officers	70	\$37.23	\$31.35	\$40.09	\$44.31	\$77,437
11-9081	Lodging Managers	24	\$29.89	\$23.78	\$33.04	\$36.09	\$62,187
51-4041	Machinists	34	\$20.05	\$16.86	\$19.76	\$23.44	\$41,721
37-2012	Maids & Housekeeping Cleaners	676	\$11.05	\$9.69	\$10.68	\$11.73	\$22,971
49-9071	Maintenance & Repair Workers, General	507	\$19.49	\$14.55	\$19.02	\$23.03	\$40,544
49-9043	Maintenance Workers, Machinery	12	\$14.97	\$12.99	\$15.59	\$17.26	\$31,133
13-1111	Management Analysts	16	\$39.26	\$26.69	\$39.07	\$52.89	\$81,675
11-9199	Managers, All Other	44	\$32.36	\$21.25	\$25.09	\$38.65	\$67,297
13-1161	Market Research Analysts & Marketing Specialists	68	\$23.84	\$13.58	\$18.26	\$27.07	\$49,583
31-9011	Massage Therapists	36	\$24.93	\$18.28	\$26.26	\$29.89	\$51,849
17-2141	Mechanical Engineers	27	\$49.47	\$38.39	\$47.54	\$57.35	\$102,898
49-1011	Mechanics, Installers & Repairers Supervisors	122	\$31.41	\$23.99	\$30.61	\$36.66	\$65,328
29-2012	Medical & Clinical Laboratory Technicians	100	\$20.89	\$16.54	\$19.35	\$24.68	\$43,449
29-2011	Medical & Clinical Laboratory Technologists	41	\$31.77	\$25.76	\$32.05	\$38.32	\$66,070
11-9111	Medical & Health Services Managers	64	\$43.44	\$36.01	\$44.66	\$53.21	\$90,355
31-9092	Medical Assistants	262	\$16.59	\$13.85	\$16.43	\$18.89	\$34,518
29-2071	Medical Records & Health Information Technicians	23	\$18.73	\$15.73	\$17.31	\$18.89	\$38,957
43-6013	Medical Secretaries	80	\$19.76	\$16.54	\$19.21	\$22.94	\$41,100
31-9094	Medical Transcriptionists	14	\$18.46	\$14.09	\$17.25	\$22.49	\$38,401
13-1121	Meeting,Convention & Event Planners	14	\$25.34	\$18.23	\$22.25	\$32.49	\$52,706
27-1026	Merchandise Displayers & Window Trimmers	21	\$12.42	\$9.89	\$10.89	\$12.14	\$25,836
25-2022	Middle School Teachers (Except Special Ed & Vocational)	168					\$60,838

SOC code	Wenatchee-East Wenatchee, WA MSA Occupational title	Estimated employment	Average wage	Percentiles			Annual wage
				25th	50th	75th	
49-3042	Mobile Heavy Equipment Mechanics, Except Engines	26	\$26.85	\$18.01	\$30.61	\$34.98	\$55,846
11-9121	Natural Sciences Managers	26	\$56.46	\$44.75	\$51.98	\$69.07	\$117,438
15-1142	Network & Computer Systems Administrators	62	\$38.51	\$32.55	\$41.02	\$45.38	\$80,093
43-4141	New Accounts Clerks		\$14.99	\$13.18	\$14.23	\$15.37	\$31,185
29-1171	Nurse Practitioners	36	\$52.19	\$44.29	\$50.19	\$57.83	\$108,556
29-2061	Nurses, Practical & Vocational (Licensed)	49	\$22.93	\$20.51	\$22.39	\$25.23	\$47,677
31-1014	Nursing Assistants	518	\$13.53	\$11.73	\$13.34	\$14.91	\$28,132
29-9011	Occupational Health & Safety Specialists	19	\$29.34	\$23.98	\$29.61	\$33.99	\$61,031
29-1122	Occupational Therapists		\$41.78	\$36.48	\$42.89	\$47.54	\$86,887
43-1011	Office & Administrative Support Worker Supervisors	306	\$25.67	\$19.55	\$22.87	\$29.68	\$53,400
43-9199	Office & Administrative Support Workers, All Other	82	\$13.07	\$10.54	\$11.89	\$14.76	\$27,187
43-9061	Office Clerks, General	585	\$14.63	\$11.42	\$14.27	\$17.18	\$30,444
47-2073	Operating Engineers & Construction Equipment Operators	150	\$22.82	\$19.26	\$22.37	\$26.51	\$47,467
29-2081	Opticians, Dispensing	13	\$24.46	\$19.06	\$26.12	\$29.16	\$50,871
43-4151	Order Clerks	51	\$16.92	\$13.43	\$16.25	\$20.80	\$35,184
51-9111	Packaging & Filling Machine Operators & Tenders	146	\$13.19	\$10.64	\$11.63	\$15.09	\$27,430
53-7064	Packers & Packagers, Hand	1,225	\$12.45	\$9.82	\$11.75	\$14.04	\$25,895
47-2141	Painters, Construction & Maintenance	110	\$21.98	\$16.36	\$18.83	\$27.67	\$45,724
23-2011	Paralegals & Legal Assistants	78	\$24.79	\$20.93	\$25.02	\$28.88	\$51,570
41-2022	Parts Salespersons	126	\$15.25	\$11.98	\$14.33	\$17.58	\$31,718
43-3051	Payroll & Timekeeping Clerks	85	\$21.59	\$18.45	\$21.09	\$23.38	\$44,895
29-1065	Pediatricians, General	18	\$83.05	\$77.76	\$84.31	\$90.81	\$172,750
39-9021	Personal Care Aides		\$10.80	\$10.20	\$10.83	\$11.47	\$22,460
39-1021	Personal Service Worker Supervisors		\$19.03	\$16.42	\$20.10	\$22.25	\$39,586
37-2021	Pest Control Workers		\$15.95	\$13.63	\$15.18	\$18.09	\$33,190
37-3012	Pesticide Handlers, Sprayers & Applicators, Vegetation	14	\$15.07	\$11.20	\$14.72	\$18.53	\$31,361
29-1051	Pharmacists	80	\$61.27	\$54.01	\$58.53	\$62.92	\$127,456
29-2052	Pharmacy Technicians	97	\$19.06	\$16.30	\$18.15	\$21.82	\$39,656
31-2022	Physical Therapist Aides	39	\$14.51	\$12.49	\$14.38	\$16.74	\$30,196
31-2021	Physical Therapist Assistants	15	\$27.41	\$22.51	\$29.93	\$33.36	\$57,009
29-1123	Physical Therapists	75	\$41.27	\$34.83	\$41.51	\$47.52	\$85,843
29-1069	Physicians & Surgeons, All Other	23					\$207,782
47-2151	Pipelayers	36	\$25.07	\$20.17	\$23.85	\$30.63	\$52,148
47-2152	Plumbers, Pipefitters, & Steamfitters	94	\$24.28	\$18.43	\$25.09	\$29.03	\$50,507
33-1012	Police & Detective Supervisors	28	\$40.21	\$37.32	\$40.19	\$43.65	\$83,638
33-3051	Police & Sheriff's Patrol Officers	141	\$30.26	\$26.56	\$31.16	\$34.45	\$62,936
43-5031	Police, Fire & Ambulance Dispatchers	36	\$23.85	\$20.52	\$22.35	\$26.56	\$49,594
43-5051	Postal Service Clerks	26	\$21.32	\$13.15	\$25.87	\$27.13	\$44,337
43-5052	Postal Service Mail Carriers	93	\$24.84	\$21.03	\$26.91	\$27.92	\$51,674
43-5053	Postal Svc Mail Sorters/Processors/Processing Mach Oprs	39	\$22.31	\$15.50	\$26.60	\$26.61	\$46,397
11-9131	Postmasters & Mail Superintendents	14	\$32.68	\$28.53	\$31.67	\$37.62	\$67,976
25-2011	Preschool Teachers, Except Special Education		\$14.92	\$12.83	\$13.98	\$15.16	\$31,017
51-5112	Printing Press Operators		\$18.30	\$16.59	\$17.74	\$18.90	\$38,067
21-1092	Probation Officers & Correctional Treatment Specialists	35	\$26.06	\$24.97	\$26.17	\$27.55	\$54,207
51-1011	Production & Operating Worker Supervisors	187	\$32.50	\$24.79	\$32.89	\$37.81	\$67,604
51-9198	Production Worker Helpers	70	\$13.43	\$9.69	\$12.91	\$16.54	\$27,929
51-9199	Production Workers, All Other		\$12.21	\$9.80	\$10.82	\$11.84	\$25,405
43-5061	Production, Planning & Expediting Clerks	54	\$26.95	\$20.02	\$26.50	\$32.96	\$56,048
11-9141	Property, Real Estate & Community Association Managers	37	\$35.90	\$26.82	\$34.41	\$43.65	\$74,679
33-1099	Protective Service Worker Supervisors, All Other	11	\$24.84	\$23.61	\$24.86	\$27.85	\$51,665
33-9099	Protective Service Workers, All Other	57	\$18.38	\$14.57	\$17.41	\$20.62	\$38,238
11-2031	Public Relations & Fundraising Managers		\$45.49	\$39.77	\$43.05	\$46.34	\$94,603
27-3031	Public Relations Specialists	30	\$27.09	\$18.05	\$26.40	\$35.00	\$56,346
13-1023	Purchasing Agents, Except Wholesale/Retail/Farm Products	47	\$30.00	\$23.85	\$30.48	\$36.05	\$62,410
11-3061	Purchasing Managers		\$61.32	\$52.25	\$59.66	\$76.82	\$127,547
27-3011	Radio & Television Announcers	27	\$12.36	\$10.95	\$12.45	\$13.91	\$25,704
29-2034	Radiologic Technologists	105					
41-9022	Real Estate Sales Agents	76	\$22.07	\$11.97	\$21.74	\$29.02	\$45,905
43-4171	Receptionists & Information Clerks	374	\$15.03	\$12.58	\$14.36	\$17.39	\$31,246
39-9032	Recreation Workers	67	\$11.83	\$9.62	\$9.76	\$12.71	\$24,616
29-1141	Registered Nurses	1,080	\$36.22	\$29.13	\$35.63	\$43.16	\$75,328
21-1015	Rehabilitation Counselors	42	\$21.82	\$18.52	\$21.50	\$25.53	\$45,395

SOC code	Wenatchee-East Wenatchee, WA MSA Occupational title	Estimated employment	Average wage	Percentiles			Annual wage
				25th	50th	75th	
41-2031	Retail Salespersons	1,508	\$13.09	\$10.34	\$11.62	\$14.14	\$27,222
11-2022	Sales Managers	63	\$45.94	\$33.55	\$41.26	\$48.90	\$95,556
41-3099	Sales Reps, Services, All Other	133	\$24.91	\$15.73	\$22.89	\$33.94	\$51,804
41-4012	Sales Reps/Wholesale/Mfg, Except Tech/Science Products	382	\$31.75	\$20.95	\$31.06	\$37.88	\$66,034
41-1012	Sales Worker Supervisors, Non-Retail	40	\$31.93	\$18.00	\$22.35	\$35.35	\$66,411
41-1011	Sales Worker Supervisors, Retail	369	\$21.81	\$16.08	\$19.62	\$25.52	\$45,360
25-2031	Secondary School Teachers, Except Spec/Voc/Tech Educ	208					\$61,234
43-6014	Secretaries & Admin Assts, Except Legal/Medical & Exec	679	\$17.67	\$14.74	\$17.32	\$20.75	\$36,746
41-3031	Securities, Commodities & Financial Services Sales Agents		\$20.76	\$15.52	\$18.01	\$26.44	\$43,160
33-9032	Security Guards	148	\$13.93	\$10.73	\$11.85	\$14.94	\$28,980
25-3021	Self-Enrichment Education Teachers	42	\$21.92	\$14.41	\$22.90	\$27.91	\$45,598
51-9012	Separating & Filtering Machine Setters/Operators/Tenders		\$17.64	\$15.41	\$17.07	\$18.75	\$36,693
47-2211	Sheet Metal Workers	24	\$23.93	\$19.34	\$25.50	\$27.75	\$49,777
43-5071	Shipping, Receiving & Traffic Clerks	232	\$13.10	\$10.56	\$11.52	\$14.07	\$27,238
11-9151	Social & Community Service Managers	42	\$26.45	\$24.38	\$26.88	\$29.37	\$55,018
21-1093	Social & Human Service Assistants	177	\$12.10	\$10.55	\$11.58	\$13.40	\$25,157
15-1132	Software Developers, Applications	17	\$30.43	\$25.26	\$28.56	\$33.65	\$63,302
19-1013	Soil & Plant Scientists	15	\$34.78	\$28.82	\$33.88	\$41.24	\$72,337
25-2052	Special Ed Teachers, Kindergarten & Elementary School	34					\$54,846
25-2053	Special Education Teachers, Middle School	15					\$54,531
25-2054	Special Education Teachers, Secondary School	30					\$56,863
29-1127	Speech-Language Pathologists	36	\$32.99	\$26.89	\$31.90	\$36.75	\$68,636
43-5081	Stock Clerks & Order Fillers	356	\$11.94	\$10.34	\$11.20	\$12.45	\$24,843
51-2041	Structural Metal Fabricators & Fitters	11	\$21.52	\$18.44	\$21.01	\$24.21	\$44,764
21-1011	Substance Abuse & Behavioral Disorder Counselors	74	\$20.35	\$14.07	\$20.13	\$25.68	\$42,323
25-3098	Substitute Teachers	327	\$13.80	\$12.81	\$13.67	\$14.53	\$28,695
29-2055	Surgical Technologists	45	\$22.69	\$18.07	\$21.55	\$26.26	\$47,210
17-3031	Surveying & Mapping Technicians	26	\$23.98	\$19.83	\$23.70	\$28.53	\$49,877
17-1022	Surveyors	23	\$30.34	\$18.84	\$31.02	\$36.89	\$63,109
43-2011	Switchboard Operators, Including Answering Service	14	\$12.77	\$10.40	\$11.31	\$13.35	\$26,548
13-2081	Tax Examiners, Collectors & Revenue Agents	36	\$24.40	\$22.70	\$23.85	\$25.06	\$50,749
25-9041	Teacher Assistants	579					\$29,354
25-3097	Teachers & Instructors, All Other, Exc Substitute Teachers	33					\$58,810
51-2092	Team Assemblers		\$10.87	\$9.86	\$10.73	\$11.60	\$22,606
49-2022	Telecom Equip Installers/Repairers, Except Line	75	\$27.12	\$18.43	\$28.56	\$34.74	\$56,404
43-3071	Tellers	248	\$12.11	\$10.70	\$11.74	\$13.46	\$25,178
49-3093	Tire Repairers & Changers		\$14.68	\$12.87	\$14.64	\$16.87	\$30,545
23-2093	Title Examiners, Abstractors, & Searchers	28	\$18.40	\$13.63	\$17.59	\$22.15	\$38,277
13-1151	Training & Development Specialists		\$28.42	\$20.98	\$32.23	\$35.15	\$59,114
11-3071	Transportation, Storage & Distribution Managers	22	\$49.11	\$35.25	\$50.21	\$60.91	\$102,147
53-1031	Transportation/Material Moving Vehicle Operator Supervisors	57	\$23.14	\$18.23	\$24.00	\$28.41	\$48,130
53-3032	Truck Drivers, Heavy & Tractor-Trailer	452	\$20.07	\$16.37	\$19.25	\$22.73	\$41,745
53-3033	Truck Drivers, Light or Delivery Services	297	\$18.47	\$12.96	\$14.99	\$22.72	\$38,420
19-3051	Urban & Regional Planners		\$35.36	\$30.74	\$34.73	\$40.27	\$73,543
35-3031	Waiters & Waitresses	822	\$10.80	\$9.60	\$10.07	\$11.28	\$22,460
51-8031	Water & Wastewater Treatment Plant & System Operators	37	\$31.82	\$23.01	\$29.02	\$40.56	\$66,169
15-1134	Web Developers	19	\$25.10	\$14.52	\$26.01	\$31.24	\$52,199
51-4121	Welders, Cutters, Solderers & Brazers	86	\$16.88	\$13.53	\$16.46	\$19.47	\$35,105
13-1022	Wholesale & Retail Buyers, Except Farm Products	15	\$26.12	\$17.94	\$27.58	\$33.52	\$54,328
19-1023	Zoologists & Wildlife Biologists	65	\$30.93	\$24.92	\$30.35	\$36.14	\$64,316

Wenatchee-East-Wenatchee, WA MSA



**Yakima, WA MSA**  
**2015 Occupational Employment**  
**and Wage Estimates**  
Includes Yakima County



SOC code	Yakima, WA MSA Occupational title	Estimated employment	Average wage	Percentiles			Annual wage
				25th	50th	75th	
13-2011	Accountants & Auditors	445	\$30.00	\$24.49	\$28.13	\$34.19	\$62,410
11-3011	Administrative Services Managers	96	\$40.38	\$28.25	\$35.62	\$47.46	\$83,987
25-3011	Adult Literacy, Remedial Ed, GED Teachers/Instructors	259	\$25.48	\$21.01	\$24.07	\$30.55	\$53,000
41-3011	Advertising Sales Agents	145	\$26.63	\$14.00	\$24.80	\$39.04	\$55,388
19-4011	Agricultural & Food Science Technicians	82	\$15.35	\$12.00	\$13.98	\$18.34	\$31,940
45-2091	Agricultural Equipment Operators		\$17.01	\$11.42	\$14.71	\$22.45	\$35,377
45-2011	Agricultural Inspectors	108	\$22.27	\$20.37	\$22.51	\$23.69	\$46,322
49-3011	Aircraft Mechanics & Service Technicians		\$21.47	\$12.32	\$19.42	\$26.31	\$44,651
39-3091	Amusement & Recreation Attendants	39	\$11.51	\$9.58	\$9.70	\$13.34	\$23,942
17-1011	Architects, Except Landscape & Naval		\$35.82	\$28.73	\$34.21	\$41.19	\$74,506
17-3011	Architectural & Civil Drafters	23	\$21.09	\$16.84	\$20.91	\$23.85	\$43,864
11-9041	Architectural & Engineering Managers	16	\$59.93	\$46.90	\$55.13	\$67.35	\$124,647
51-2099	Artists & Related Workers, All Other	39	\$14.44	\$10.58	\$13.57	\$17.49	\$30,036
27-4011	Audio & Video Equipment Technicians	17	\$16.30	\$12.58	\$13.96	\$19.18	\$33,907
29-1181	Audiologists	11	\$39.47	\$31.28	\$36.17	\$50.60	\$82,091
53-6031	Automotive & Watercraft Service Attendants	74	\$13.36	\$10.85	\$12.23	\$15.27	\$27,786
49-3021	Automotive Body & Related Repairers	86	\$15.20	\$10.65	\$11.76	\$19.35	\$31,609
49-3022	Automotive Glass Installers & Repairers		\$17.01	\$13.27	\$17.19	\$21.12	\$35,372
49-3023	Automotive Service Technicians & Mechanics	480	\$19.17	\$12.79	\$18.95	\$25.23	\$39,854
51-3011	Bakers	154	\$12.98	\$9.66	\$11.04	\$14.88	\$26,993
35-3011	Bartenders	274	\$11.17	\$9.70	\$10.58	\$11.80	\$23,237
43-3011	Bill & Account Collectors	169	\$18.49	\$10.96	\$15.01	\$20.71	\$38,451
43-3021	Billing & Posting Clerks & Machine Operators	319	\$17.35	\$13.90	\$16.91	\$20.11	\$36,097
19-4021	Biological Technicians	54	\$19.83	\$13.79	\$18.91	\$25.53	\$41,258
43-3031	Bookkeeping, Accounting & Auditing Clerks	1,085	\$18.92	\$14.99	\$17.95	\$22.17	\$39,344
27-4012	Broadcast Technicians		\$18.08	\$16.12	\$17.48	\$18.83	\$37,598
43-4011	Brokerage Clerks		\$26.75	\$25.43	\$27.09	\$28.75	\$55,642
49-3031	Bus & Truck Mechanics & Diesel Engine Specialists	224	\$22.08	\$14.90	\$20.67	\$26.90	\$45,928
53-3022	Bus Drivers, School or Special Client	303	\$16.69	\$15.86	\$17.07	\$18.28	\$34,720
13-1199	Business Operations Specialists, All Other	220	\$29.75	\$20.70	\$29.08	\$36.26	\$61,872
51-3021	Butchers & Meat Cutters	165	\$15.45	\$10.90	\$15.60	\$19.08	\$32,133
13-1021	Buyers & Purchasing Agents, Farm Products	17	\$41.36	\$33.29	\$37.11	\$42.90	\$86,025
29-2031	Cardiovascular Technologists & Technicians	31	\$34.76	\$30.96	\$35.58	\$42.25	\$72,296
25-2023	Career/Technical Education Teachers, Middle School	29					\$58,739
25-2032	Career/Technical Education Teachers, Secondary School	131					\$60,554
47-2031	Carpenters	512	\$19.00	\$15.07	\$18.30	\$22.32	\$39,512
47-2041	Carpet Installers		\$23.76	\$18.82	\$21.20	\$23.60	\$49,433
41-2011	Cashiers	2,254	\$11.95	\$10.13	\$11.22	\$12.53	\$24,833
47-2051	Cement Masons & Concrete Finishers	48	\$22.93	\$19.73	\$22.59	\$26.62	\$47,710
35-1011	Chefs & Head Cooks	34	\$24.20	\$17.85	\$21.60	\$31.46	\$50,336
19-2031	Chemists	19	\$27.70	\$24.51	\$28.28	\$32.50	\$57,624
11-1011	Chief Executives	93	\$62.08	\$47.74	\$58.73	\$73.58	\$129,119
21-1021	Child, Family & School Social Workers	387	\$22.92	\$19.13	\$24.20	\$26.84	\$47,667
39-9011	Childcare Workers	29	\$11.43	\$10.11	\$11.17	\$12.61	\$23,789
29-1011	Chiropractors	19	\$38.80	\$33.33	\$40.48	\$45.18	\$80,722
17-3022	Civil Engineering Technicians	65	\$25.32	\$23.39	\$25.54	\$28.19	\$52,666
17-2051	Civil Engineers	144	\$34.38	\$31.11	\$32.97	\$36.74	\$71,515
13-1031	Claims Adjusters, Examiners & Investigators	44	\$30.07	\$26.77	\$31.09	\$34.86	\$62,552
53-7061	Cleaners of Vehicles & Equipment	349	\$11.68	\$9.69	\$10.58	\$12.33	\$24,288
51-9192	Cleaning/Washing/Metal Pickling Equipment Oprs & Tenders	79	\$12.17	\$10.46	\$11.59	\$13.61	\$25,324
19-3031	Clinical, Counseling & School Psychologists	111	\$32.83	\$27.33	\$31.68	\$36.24	\$68,291
51-4012	CNC Machine Tool Programmers, Metal/Plastic	20	\$22.50	\$20.64	\$22.11	\$23.58	\$46,810
27-2022	Coaches & Scouts	149					\$31,585
51-9121	Coating/Painting/Spraying Machine Setters/Oprs/Tenders	51	\$13.98	\$10.86	\$13.79	\$16.51	\$29,089
35-3021	Combined Food Prep & Serving Workers, Inc Fast Food	2,126	\$10.70	\$9.62	\$9.84	\$11.38	\$22,256

SOC code	Yakima, WA MSA Occupational title	Estimated employment	Average wage	Percentiles			Annual wage
				25th	50th	75th	
21-1099	Community & Social Service Specialists, All Other		\$12.74	\$10.35	\$11.22	\$13.05	\$26,485
21-1094	Community Health Workers	39	\$17.25	\$11.62	\$15.78	\$20.38	\$35,884
13-1141	Compensation, Benefits & Job Analysis Specialists	17	\$36.65	\$27.37	\$33.20	\$44.37	\$76,230
13-1041	Compliance Officers (Except Agric/Const/Safety/Trans)	197	\$30.10	\$24.45	\$27.65	\$36.02	\$62,613
11-3021	Computer & Information Systems Managers	45	\$58.09	\$41.17	\$55.00	\$69.79	\$120,825
51-4011	Computer Controlled Machine Tool Operators, Metal/Plastic		\$19.60	\$16.66	\$19.87	\$22.56	\$40,784
15-1143	Computer Network Architects		\$44.56	\$34.43	\$40.62	\$52.47	\$92,697
15-1152	Computer Network Support Specialists	59	\$27.53	\$25.69	\$27.74	\$29.79	\$57,259
15-1199	Computer Occupations, All Other	27	\$34.89	\$30.16	\$35.00	\$39.52	\$72,570
15-1131	Computer Programmers	36	\$22.36	\$16.45	\$19.60	\$25.07	\$46,511
15-1121	Computer Systems Analysts	70	\$39.51	\$28.18	\$35.20	\$42.47	\$82,192
15-1151	Computer User Support Specialists	130	\$22.66	\$16.74	\$21.26	\$27.15	\$47,129
49-2011	Computer, Automated Teller & Office Machine Repairers	104	\$16.21	\$11.10	\$14.90	\$19.92	\$33,698
19-1031	Conservation Scientists	22	\$30.52	\$24.89	\$28.27	\$33.99	\$63,495
47-4011	Construction & Building Inspectors	45	\$30.17	\$25.66	\$28.88	\$33.45	\$62,738
47-2061	Construction Laborers	461	\$16.68	\$14.26	\$16.74	\$18.89	\$34,698
11-9021	Construction Managers	58	\$41.02	\$30.09	\$38.07	\$47.44	\$85,315
47-1011	Construction Supervisors of Trades & Extraction Workers	195	\$34.98	\$26.57	\$31.79	\$43.12	\$72,761
47-3019	Construction Trades Helpers, All Other	34	\$15.99	\$14.03	\$16.18	\$17.94	\$33,259
49-9012	Control & Valve Installers & Repairers (Not Mech Door)		\$31.32	\$18.22	\$35.59	\$41.83	\$65,146
35-2011	Cooks, Fast Food	276	\$11.10	\$9.56	\$10.42	\$11.89	\$23,084
35-2012	Cooks, Institution & Cafeteria	369	\$14.56	\$12.14	\$14.83	\$17.16	\$30,288
35-2014	Cooks, Restaurant	459	\$11.77	\$10.38	\$11.17	\$11.96	\$24,494
35-2015	Cooks, Short Order		\$12.22	\$10.75	\$12.32	\$13.77	\$25,424
33-3012	Correctional Officers & Jailers	205	\$29.64	\$24.48	\$32.19	\$35.00	\$61,669
13-1051	Cost Estimators	84	\$29.54	\$23.44	\$27.28	\$31.55	\$61,426
41-2021	Counter & Rental Clerks	410	\$13.55	\$10.58	\$13.23	\$15.30	\$28,176
35-3022	Counter Attendants, Cafeteria/Concession & Coffee Shop	315	\$11.54	\$9.93	\$10.84	\$11.74	\$23,993
43-5021	Couriers & Messengers	16	\$16.12	\$13.89	\$16.14	\$18.20	\$33,509
43-4031	Court, Municipal & License Clerks	87	\$19.54	\$16.92	\$19.39	\$22.05	\$40,623
13-2041	Credit Analysts		\$42.55	\$33.56	\$42.57	\$48.51	\$88,489
43-4041	Credit Authorizers, Checkers & Clerks	13	\$19.05	\$16.37	\$17.88	\$19.42	\$39,618
43-4051	Customer Service Representatives	829	\$17.13	\$12.34	\$15.78	\$20.87	\$35,620
51-4031	Cut/Punch/Press Mach Setters/Oprs/Tenders, Metal/Plastic	162	\$15.41	\$12.42	\$14.42	\$17.64	\$32,041
51-9032	Cutting & Slicing Machine Setters/Operators & Tenders		\$18.69	\$14.04	\$16.73	\$24.70	\$38,861
43-9021	Data Entry Keyers	34	\$16.40	\$13.53	\$16.16	\$19.72	\$34,118
15-1141	Database Administrators	22	\$34.20	\$28.40	\$34.81	\$42.19	\$71,140
41-9011	Demonstrators & Product Promoters	77	\$12.35	\$10.93	\$11.95	\$13.61	\$25,703
31-9091	Dental Assistants	236	\$18.03	\$14.89	\$17.58	\$21.04	\$37,481
29-2021	Dental Hygienists	264	\$40.85	\$37.65	\$41.44	\$45.39	\$84,971
29-1021	Dentists, General	51					\$178,590
33-3021	Detectives & Criminal Investigators	39	\$41.20	\$31.24	\$40.55	\$50.11	\$85,702
29-2032	Diagnostic Medical Sonographers	41	\$35.64	\$30.87	\$35.38	\$41.76	\$74,141
29-1031	Dietitians & Nutritionists	37	\$29.27	\$25.98	\$29.29	\$33.72	\$60,889
35-9011	Dining Room & Cafeteria Attendants & Bartender Helpers	130	\$10.34	\$9.53	\$9.64	\$10.75	\$21,500
35-9021	Dishwashers	213	\$10.56	\$9.62	\$10.21	\$11.30	\$21,960
43-5032	Dispatchers (Except Police, Fire & Ambulance)	124	\$15.56	\$11.39	\$14.37	\$18.76	\$32,362
53-3031	Driver/Sales Workers	90	\$14.90	\$11.05	\$13.66	\$17.97	\$30,999
47-2081	Drywall & Ceiling Tile Installers		\$15.97	\$13.71	\$15.64	\$17.89	\$33,208
27-3041	Editors	24	\$24.71	\$19.27	\$24.81	\$27.87	\$51,408
11-9031	Educ Administrators, Preschool/Childcare Center/Program	31					
11-9032	Education Administrators, Elementary & Secondary School	243					\$98,233
25-9099	Education, Training & Library Workers, All Other	48	\$20.57	\$15.92	\$20.37	\$24.03	\$42,789
21-1012	Educational, Guidance, Vocational & School Counselors	186	\$30.15	\$26.03	\$31.59	\$35.09	\$62,694
49-2092	Electric Motor, Power Tool & Related Repairers	18	\$19.54	\$11.32	\$21.10	\$25.64	\$40,635
17-3023	Electrical & Electronics Engineering Technicians	15	\$30.73	\$30.26	\$31.03	\$33.34	\$63,931
17-2071	Electrical Engineers		\$44.13	\$25.75	\$34.97	\$54.71	\$91,784
49-9051	Electrical Power Line Installers & Repairers		\$35.77	\$32.96	\$38.42	\$42.66	\$74,404
49-2094	Electrical/Electronics Repairers, Comm & Industrial Equip	23	\$26.01	\$14.97	\$28.39	\$33.56	\$54,102
47-2111	Electricians	265	\$26.23	\$20.54	\$26.38	\$30.45	\$54,550
25-2021	Elementary School Teachers, Except Special Education	1,388					\$57,776
43-4061	Eligibility Interviewers, Government Programs	42	\$18.04	\$15.71	\$17.49	\$19.10	\$37,538

SOC code	Yakima, WA MSA Occupational title	Estimated employment	Average wage	Percentiles			Annual wage
				25th	50th	75th	
17-2081	Environmental Engineers	16	\$36.06	\$31.55	\$34.35	\$39.83	\$74,993
19-2041	Environmental Scientists & Specialists (Inc Health)	69	\$25.82	\$22.01	\$25.54	\$29.61	\$53,700
53-7032	Excavating & Loading Machine & Dragline Operators		\$30.13	\$23.73	\$33.05	\$36.16	\$62,678
43-6011	Executive Secretaries & Administrative Assistants	201	\$23.15	\$17.73	\$21.32	\$27.32	\$48,143
51-4021	Extruding/Drawing Mach Setters/Oprs/Tenders, Metal/Plastic		\$17.73	\$13.94	\$16.90	\$21.11	\$36,886
29-1062	Family & General Practitioners	67					
49-3041	Farm Equipment Mechanics & Service Technicians	187	\$20.18	\$16.10	\$19.37	\$22.52	\$41,973
45-2092	Farm Workers & Laborers/Crop/Nursery & Greenhouse		\$12.03	\$10.16	\$11.14	\$12.66	\$25,010
45-2093	Farm Workers, Farm/Ranch/Aquacultural Animals	15	\$13.21	\$9.56	\$10.78	\$14.63	\$27,493
11-9013	Farmers, Ranchers, & Other Agricultural Managers	37	\$36.11	\$31.46	\$35.64	\$41.92	\$75,105
45-1011	Farming, Fishing & Forestry Worker Supervisors	108	\$21.18	\$13.14	\$14.84	\$30.36	\$44,062
43-4071	File Clerks	104	\$13.34	\$10.39	\$11.90	\$16.58	\$27,755
13-2051	Financial Analysts	45	\$31.39	\$23.09	\$27.06	\$40.43	\$65,289
11-3031	Financial Managers	205	\$41.62	\$33.71	\$37.80	\$46.08	\$86,573
13-2099	Financial Specialists, All Other	59	\$25.43	\$21.26	\$24.34	\$29.31	\$52,889
33-2011	Fire Fighters	481	\$14.41	\$10.25	\$11.32	\$14.25	\$29,971
33-1021	Fire Fighting & Prevention Worker Supervisors	59	\$27.75	\$14.13	\$31.93	\$37.37	\$57,724
39-9031	Fitness Trainers & Aerobics Instructors	109	\$15.45	\$11.12	\$13.15	\$16.18	\$32,137
27-1023	Floral Designers	36	\$14.32	\$10.20	\$13.28	\$17.20	\$29,780
51-3092	Food Batchmakers		\$14.92	\$10.40	\$13.53	\$19.92	\$31,044
51-3093	Food Cooking Machine Operators & Tenders		\$14.84	\$11.52	\$14.75	\$17.74	\$30,861
35-1012	Food Preparation & Serving Worker Supervisors	568	\$14.24	\$11.06	\$13.12	\$16.59	\$29,634
35-2021	Food Preparation Workers	638	\$10.98	\$9.81	\$10.71	\$11.60	\$22,849
51-3099	Food Processing Workers, All Other		\$11.41	\$10.40	\$11.28	\$12.14	\$23,736
35-3041	Food Servers, Nonrestaurant	86	\$11.02	\$9.56	\$10.61	\$11.67	\$22,900
11-9051	Food Service Managers	89	\$23.81	\$19.72	\$22.04	\$27.94	\$49,532
11-1021	General & Operations Managers	843	\$46.80	\$33.38	\$42.63	\$54.24	\$97,361
45-2041	Graders & Sorters, Agricultural Products	682	\$12.79	\$10.28	\$11.35	\$14.39	\$26,601
27-1024	Graphic Designers	48	\$17.58	\$15.52	\$17.28	\$19.05	\$36,574
51-4033	Grind/Lap/Polish/Buff Machine Setters/Oprs/Tenders	36	\$14.61	\$12.82	\$15.10	\$16.99	\$30,372
29-5012	Hairdressers, Hairstylists & Cosmetologists	221	\$17.71	\$12.47	\$15.46	\$21.73	\$36,848
11-1091	Health Educators		\$21.31	\$18.12	\$20.75	\$23.12	\$44,341
29-2099	Health Technologists & Technicians, All Other	36	\$25.43	\$18.93	\$23.49	\$30.13	\$52,899
29-9099	Healthcare Practitioners & Technical Workers, All Other		\$34.29	\$25.35	\$34.98	\$43.61	\$71,323
21-1022	Healthcare Social Workers	147	\$19.65	\$12.67	\$19.93	\$23.81	\$40,873
31-9099	Healthcare Support Workers, All Other	119	\$16.85	\$14.59	\$16.85	\$18.85	\$35,049
49-9021	Heating/Air Cond/Refrigeration Mechanics & Installers	167	\$23.11	\$18.71	\$21.46	\$24.01	\$48,068
53-1021	Helper/Laborer & Material Mover(hand) Supervisors	136	\$22.20	\$17.17	\$20.64	\$25.68	\$46,188
47-4051	Highway Maintenance Workers	129	\$21.50	\$19.26	\$20.95	\$24.11	\$44,730
31-1011	Home Health Aides		\$13.16	\$11.60	\$13.12	\$14.38	\$27,375
35-9031	Hosts & Hostesses, Restaurant, Lounge & Coffee Shop	128	\$10.30	\$9.53	\$9.69	\$10.87	\$21,418
43-4081	Hotel, Motel & Resort Desk Clerks	124	\$11.57	\$9.96	\$10.95	\$11.96	\$24,061
37-1011	Housekeeping & Janitorial Worker Supervisors	84	\$17.92	\$13.53	\$17.86	\$21.49	\$37,277
13-1071	Human Resource Specialists	250	\$26.71	\$23.28	\$26.33	\$29.56	\$55,545
43-4161	Human Resources Assistants, Except Payroll & Timekeeping	92	\$17.80	\$15.31	\$17.61	\$20.55	\$37,020
11-3121	Human Resources Managers	45	\$47.29	\$35.61	\$46.84	\$57.95	\$98,365
17-3026	Industrial Engineering Technicians		\$30.64	\$18.06	\$30.31	\$40.76	\$63,738
17-2112	Industrial Engineers	37	\$29.90	\$21.44	\$24.87	\$33.60	\$62,197
49-9041	Industrial Machinery Mechanics	353	\$22.38	\$17.34	\$23.92	\$27.50	\$46,557
11-3051	Industrial Production Managers	82	\$41.09	\$31.46	\$38.21	\$50.46	\$85,457
53-7051	Industrial Truck & Tractor Operators	1,095	\$17.06	\$13.14	\$16.14	\$19.72	\$35,482
43-4199	Information & Record Clerks, All Other	71	\$16.93	\$13.60	\$17.76	\$20.07	\$35,204
15-1122	Information Security Analysts	19	\$30.22	\$25.52	\$29.22	\$35.92	\$62,856
51-9061	Inspectors, Testers, Sorters, Samplers & Weighers	273	\$16.18	\$11.08	\$13.49	\$19.66	\$33,670
49-9098	Installation, Maintenance & Repair Helpers		\$11.96	\$10.17	\$11.21	\$12.74	\$24,866
49-9099	Installation, Maintenance & Repair Workers, All Other	81	\$23.69	\$18.50	\$23.02	\$29.42	\$49,265
25-9031	Instructional Coordinators	26	\$23.48	\$17.60	\$22.33	\$28.16	\$48,843
41-3021	Insurance Sales Agents	154					
29-1063	Internists, General	12	\$61.00	\$40.82	\$52.00	\$75.11	\$126,888
27-3091	Interpreters & Translators	16	\$23.64	\$20.66	\$23.39	\$27.36	\$49,157
43-4111	Interviewers, Except Eligibility & Loan	57	\$16.19	\$13.62	\$15.13	\$17.79	\$33,661
37-2011	Janitors & Cleaners, Except Maids & Housekeeping	1,275	\$14.44	\$11.36	\$14.79	\$17.19	\$30,042

SOC code	Yakima, WA MSA Occupational title	Estimated employment	Average wage	Percentiles			Annual wage
				25th	50th	75th	
23-1023	Judges, Magistrate Judges & Magistrates	27	\$52.88	\$37.37	\$45.59	\$67.50	\$109,975
25-2012	Kindergarten Teachers, Except Special Education	267					\$50,344
13-1075	Labor Relations Specialists	21	\$41.85	\$31.50	\$38.99	\$45.77	\$87,039
53-7062	Laborers & Freight, Stock & Material Movers, Hand	1,437	\$13.32	\$10.49	\$12.13	\$15.03	\$27,705
37-3011	Landscaping & Groundskeeping Workers	562	\$12.62	\$9.68	\$11.10	\$13.87	\$26,241
37-1012	Landscaping/Lawn & Groundskeeping Worker Supervisors	45	\$23.78	\$20.45	\$22.36	\$24.39	\$49,457
51-6011	Laundry & Dry-Cleaning Workers	47	\$11.55	\$10.03	\$11.14	\$12.05	\$24,021
23-1011	Lawyers	203	\$35.48	\$14.46	\$31.85	\$52.38	\$73,787
43-6012	Legal Secretaries	83	\$15.97	\$11.06	\$16.32	\$19.50	\$33,235
11-1031	Legislators	33					
25-4021	Librarians	86	\$29.30	\$24.59	\$30.42	\$34.73	\$60,940
43-4121	Library Assistants, Clerical	49	\$14.12	\$9.67	\$14.10	\$16.72	\$29,359
25-4031	Library Technicians	84	\$15.06	\$12.43	\$14.73	\$17.59	\$31,322
33-9092	Lifeguards/Ski Patrol & Recreational Protective Svc Workers		\$11.07	\$10.11	\$10.84	\$11.58	\$23,012
43-4131	Loan Interviewers & Clerks	83	\$16.73	\$13.92	\$16.36	\$18.69	\$34,808
13-2072	Loan Officers	92	\$38.65	\$24.25	\$35.03	\$49.74	\$80,387
53-7063	Machine Feeders & Offbearers	95	\$13.73	\$11.22	\$12.74	\$14.83	\$28,538
51-4041	Machinists	236	\$21.01	\$16.29	\$20.90	\$25.23	\$43,685
37-2012	Maids & Housekeeping Cleaners	566	\$12.49	\$10.24	\$11.27	\$15.49	\$25,975
49-9071	Maintenance & Repair Workers, General	978	\$18.90	\$14.78	\$18.68	\$22.86	\$39,317
49-9043	Maintenance Workers, Machinery	93	\$17.50	\$13.87	\$16.36	\$19.41	\$36,416
13-1111	Management Analysts	48	\$29.42	\$21.61	\$25.95	\$30.32	\$61,183
11-9199	Managers, All Other	48	\$44.19	\$30.91	\$42.12	\$57.12	\$91,916
13-1161	Market Research Analysts & Marketing Specialists	164	\$31.52	\$21.85	\$30.40	\$40.92	\$65,584
11-2021	Marketing Managers	32	\$56.55	\$39.03	\$62.12	\$70.75	\$117,631
31-9011	Massage Therapists	45	\$26.32	\$17.64	\$27.35	\$33.26	\$54,740
17-3013	Mechanical Drafters	12	\$24.04	\$18.27	\$23.01	\$27.65	\$49,999
17-2141	Mechanical Engineers	72	\$30.88	\$23.69	\$28.81	\$37.94	\$64,215
49-1011	Mechanics, Installers & Repairers Supervisors	280	\$28.38	\$23.58	\$28.00	\$32.93	\$59,031
29-2012	Medical & Clinical Laboratory Technicians		\$22.35	\$16.51	\$19.06	\$29.04	\$46,480
29-2011	Medical & Clinical Laboratory Technologists	80	\$29.93	\$24.95	\$29.56	\$34.67	\$62,258
11-9111	Medical & Health Services Managers	145	\$61.68	\$40.46	\$51.02	\$72.82	\$128,297
31-9092	Medical Assistants	527	\$15.70	\$13.32	\$15.22	\$17.70	\$32,648
31-9093	Medical Equipment Preparers	55	\$16.16	\$13.26	\$14.88	\$17.76	\$33,609
49-9062	Medical Equipment Repairers	16	\$26.71	\$21.26	\$26.31	\$33.03	\$55,552
29-2071	Medical Records & Health Information Technicians	211	\$17.29	\$13.78	\$16.50	\$19.06	\$35,955
43-6013	Medical Secretaries	389	\$17.01	\$14.36	\$16.49	\$18.68	\$35,366
31-9094	Medical Transcriptionists	51	\$21.61	\$15.05	\$17.79	\$22.70	\$44,951
13-1121	Meeting,Convention & Event Planners		\$20.78	\$16.62	\$20.95	\$25.73	\$43,225
21-1014	Mental Health Counselors	70	\$21.75	\$14.32	\$18.56	\$31.32	\$45,233
27-1026	Merchandise Displayers & Window Trimmers	46	\$13.22	\$11.37	\$13.05	\$14.62	\$27,499
43-5041	Meter Readers, Utilities		\$22.62	\$17.03	\$24.85	\$27.98	\$47,047
25-2022	Middle School Teachers (Except Special Ed & Vocational)	400					\$57,522
51-9023	Mixing & Blending Machine Setters, Operators & Tenders	47	\$13.79	\$9.74	\$13.15	\$16.54	\$28,693
49-3042	Mobile Heavy Equipment Mechanics, Except Engines	50	\$22.41	\$16.50	\$23.66	\$28.71	\$46,628
51-4072	Mold/Coremaking/Casting Mach Set/Oprs/Tend, Metal & Plastic		\$14.66	\$13.20	\$14.49	\$16.21	\$30,494
11-9121	Natural Sciences Managers	13	\$53.22	\$44.31	\$47.30	\$65.33	\$110,695
15-1142	Network & Computer Systems Administrators	127	\$31.60	\$25.35	\$29.55	\$36.69	\$65,725
43-4141	New Accounts Clerks		\$17.90	\$16.34	\$17.70	\$19.07	\$37,234
39-2021	Nonfarm Animal Caretakers	36	\$11.59	\$10.30	\$10.98	\$11.68	\$24,116
29-2033	Nuclear Medicine Technologists	27	\$41.14	\$34.89	\$41.51	\$47.52	\$85,569
29-1171	Nurse Practitioners	105	\$47.11	\$41.14	\$45.14	\$52.38	\$97,990
29-2061	Nurses, Practical & Vocational (Licensed)	380	\$21.66	\$18.29	\$21.01	\$24.84	\$45,040
31-1014	Nursing Assistants	975	\$12.53	\$10.78	\$11.99	\$13.97	\$26,057
29-9011	Occupational Health & Safety Specialists	29	\$28.38	\$26.32	\$28.88	\$31.12	\$59,033
29-1122	Occupational Therapists	27	\$39.17	\$33.39	\$40.41	\$44.51	\$81,483
43-1011	Office & Administrative Support Worker Supervisors	747	\$24.16	\$17.57	\$22.58	\$29.42	\$50,243
43-9199	Office & Administrative Support Workers, All Other	126	\$15.92	\$13.21	\$15.28	\$17.87	\$33,113
43-9061	Office Clerks, General	1,264	\$15.10	\$12.47	\$14.98	\$17.50	\$31,409
43-9071	Office Machine Operators, Except Computer	35	\$15.72	\$12.02	\$15.86	\$19.00	\$32,697
47-2073	Operating Engineers & Construction Equipment Operators	112	\$25.24	\$22.00	\$25.46	\$28.52	\$52,503
51-9083	Ophthalmic Laboratory Technicians	49	\$14.35	\$12.99	\$14.05	\$15.10	\$29,853

SOC code	Yakima, WA MSA Occupational title	Estimated employment	Average wage	Percentiles			Annual wage
				25th	50th	75th	
29-2057	Ophthalmic Medical Technicians		\$20.06	\$17.03	\$19.94	\$22.86	\$41,725
29-2081	Opticians, Dispensing	62	\$20.17	\$16.15	\$19.84	\$24.13	\$41,948
29-1041	Optometrists	24	\$63.62	\$47.27	\$60.00	\$70.14	\$132,323
43-4151	Order Clerks	120	\$16.50	\$13.46	\$15.68	\$19.63	\$34,331
49-3053	Outdoor Power Equipment & Other Small Engine Mechanics		\$18.80	\$16.47	\$19.75	\$22.05	\$39,104
51-9111	Packaging & Filling Machine Operators & Tenders	1,066	\$12.29	\$10.39	\$11.21	\$12.09	\$25,568
53-7064	Packers & Packagers, Hand	1,824	\$11.42	\$10.02	\$10.99	\$11.96	\$23,760
47-2141	Painters, Construction & Maintenance	190	\$16.13	\$11.24	\$16.63	\$20.32	\$33,543
51-9122	Painters, Transportation Equipment		\$16.72	\$10.80	\$12.77	\$20.31	\$34,779
51-9196	Paper Goods Machine Setters, Operators & Tenders	65	\$22.12	\$20.41	\$22.05	\$23.68	\$46,006
23-2011	Paralegals & Legal Assistants	225	\$21.98	\$17.05	\$19.70	\$26.59	\$45,720
41-2022	Parts Salespersons	289	\$14.90	\$11.03	\$13.51	\$17.79	\$30,984
43-3051	Payroll & Timekeeping Clerks	129	\$18.34	\$15.77	\$18.37	\$21.48	\$38,147
39-9021	Personal Care Aides	669	\$11.39	\$10.41	\$11.18	\$11.96	\$23,697
13-2052	Personal Financial Advisors	28					
39-1021	Personal Service Worker Supervisors	55	\$17.24	\$13.66	\$16.51	\$18.83	\$35,857
37-3012	Pesticide Handlers, Sprayers & Applicators, Vegetation	44	\$16.26	\$12.74	\$15.66	\$18.13	\$33,823
29-1051	Pharmacists	151	\$58.72	\$53.42	\$59.70	\$67.51	\$122,143
31-9095	Pharmacy Aides		\$12.67	\$11.52	\$12.90	\$14.04	\$26,353
29-2052	Pharmacy Technicians	302	\$17.23	\$15.67	\$17.34	\$19.02	\$35,834
31-9097	Phlebotomists	54	\$14.78	\$13.11	\$14.14	\$15.18	\$30,737
31-2022	Physical Therapist Aides	41	\$14.82	\$12.57	\$13.88	\$15.17	\$30,809
31-2021	Physical Therapist Assistants		\$22.31	\$11.17	\$25.66	\$29.93	\$46,392
29-1123	Physical Therapists	106	\$40.06	\$34.39	\$38.63	\$44.57	\$83,328
29-1071	Physician Assistants	108	\$48.16	\$41.48	\$46.56	\$56.44	\$100,180
29-1069	Physicians & Surgeons, All Other						\$203,696
47-2152	Plumbers, Pipefitters, & Steamfitters	63	\$40.04	\$25.80	\$47.73	\$53.63	\$83,269
33-1012	Police & Detective Supervisors	98	\$40.75	\$34.34	\$39.89	\$45.97	\$84,762
33-3051	Police & Sheriff's Patrol Officers	357	\$32.76	\$27.31	\$33.74	\$38.71	\$68,147
43-5031	Police, Fire & Ambulance Dispatchers	84	\$22.36	\$19.71	\$22.35	\$25.40	\$46,509
43-5051	Postal Service Clerks	31	\$24.15	\$24.89	\$27.12	\$27.13	\$50,233
43-5052	Postal Service Mail Carriers	182	\$25.13	\$20.24	\$27.39	\$27.92	\$52,263
43-5053	Postal Svc Mail Sorters/Processors/Processing Mach Oprs	46	\$21.02	\$15.49	\$23.93	\$26.60	\$43,708
11-9131	Postmasters & Mail Superintendents	16	\$34.47	\$27.98	\$34.26	\$37.85	\$71,708
25-2011	Preschool Teachers, Except Special Education	322	\$15.53	\$10.61	\$13.03	\$17.42	\$32,315
51-5113	Print Binding & Finishing Workers	16	\$16.14	\$14.12	\$16.06	\$18.01	\$33,578
51-5112	Printing Press Operators	106	\$21.69	\$18.51	\$21.80	\$25.16	\$45,120
43-3061	Procurement Clerks	34	\$18.43	\$15.00	\$18.57	\$21.61	\$38,340
27-2012	Producers & Directors	20	\$38.10	\$36.12	\$42.65	\$46.32	\$79,252
51-1011	Production & Operating Worker Supervisors	583	\$23.75	\$16.74	\$22.49	\$28.97	\$49,385
51-9198	Production Worker Helpers	840	\$12.86	\$10.96	\$12.69	\$14.28	\$26,738
51-9199	Production Workers, All Other	156	\$14.13	\$10.93	\$12.62	\$16.07	\$29,385
43-5061	Production, Planning & Expediting Clerks	102	\$23.74	\$19.99	\$23.09	\$27.69	\$49,371
11-9141	Property, Real Estate & Community Association Managers	81	\$28.69	\$16.68	\$18.80	\$40.27	\$59,672
33-1099	Protective Service Worker Supervisors, All Other	18	\$19.68	\$15.54	\$19.25	\$24.87	\$40,935
33-9099	Protective Service Workers, All Other	98	\$14.25	\$11.24	\$13.14	\$15.04	\$29,644
11-2031	Public Relations & Fundraising Managers		\$39.54	\$30.83	\$35.34	\$43.97	\$82,253
27-3031	Public Relations Specialists	53	\$29.37	\$18.76	\$26.48	\$32.70	\$61,092
13-1023	Purchasing Agents, Except Wholesale/Retail/Farm Products	117	\$24.74	\$19.10	\$23.85	\$28.62	\$51,449
11-3061	Purchasing Managers	19	\$48.04	\$32.69	\$45.03	\$55.30	\$99,937
29-2034	Radiologic Technologists	197	\$30.98	\$26.07	\$29.02	\$35.43	\$64,428
41-9022	Real Estate Sales Agents	66	\$22.50	\$14.62	\$17.88	\$29.84	\$46,785
43-4171	Receptionists & Information Clerks	749	\$14.09	\$12.46	\$13.65	\$14.85	\$29,288
39-9032	Recreation Workers	108	\$14.28	\$10.51	\$12.30	\$16.81	\$29,695
29-1141	Registered Nurses	1,690	\$31.71	\$24.79	\$31.25	\$38.06	\$65,959
21-1015	Rehabilitation Counselors	330	\$18.58	\$14.34	\$17.68	\$20.89	\$38,632
43-4181	Reservation/Transportation Ticket Agents/Travel Clerks	27	\$12.27	\$10.53	\$11.37	\$13.40	\$25,533
29-1126	Respiratory Therapists	33	\$28.99	\$26.09	\$29.21	\$33.39	\$60,291
41-2031	Retail Salespersons	2,751	\$14.33	\$10.13	\$11.77	\$15.19	\$29,811
47-2181	Roofers	109	\$22.15	\$15.47	\$22.12	\$28.60	\$46,078
41-9099	Sales & Related Workers, All Other	30	\$20.42	\$13.65	\$17.83	\$27.07	\$42,489
11-2022	Sales Managers	178	\$48.29	\$31.29	\$36.37	\$51.36	\$100,434

SOC code	Yakima, WA MSA Occupational title	Estimated employment	Average wage	Percentiles			Annual wage
				25th	50th	75th	
41-3099	Sales Reps, Services, All Other	180	\$35.45	\$18.45	\$23.88	\$37.94	\$73,735
41-4012	Sales Reps/Wholesale/Mfg, Except Tech/Science Products	831	\$35.01	\$20.82	\$30.33	\$40.85	\$72,813
41-4011	Sales Reps/Wholesale/Mfg, Tech/Scientific Products	57	\$37.67	\$23.69	\$31.25	\$51.63	\$78,346
41-1012	Sales Worker Supervisors, Non-Retail	126	\$34.99	\$24.70	\$31.25	\$42.99	\$72,761
41-1011	Sales Worker Supervisors, Retail	682	\$22.15	\$15.68	\$19.40	\$25.00	\$46,073
51-7041	Sawing Machine Setters/Operators & Tenders, Wood	59	\$13.93	\$10.94	\$13.61	\$16.37	\$28,978
25-2031	Secondary School Teachers, Except Spec/Voc/Tech Educ	519					\$57,695
43-6014	Secretaries & Admin Assts, Except Legal/Medical & Exec	1,252	\$17.14	\$14.40	\$16.98	\$19.53	\$35,640
41-3031	Securities, Commodities & Financial Services Sales Agents	100	\$20.73	\$11.83	\$13.85	\$21.09	\$43,097
49-2098	Security & Fire Alarm Systems Installers		\$20.18	\$17.17	\$20.14	\$22.95	\$41,973
33-9032	Security Guards	212	\$15.83	\$12.70	\$15.54	\$18.45	\$32,924
25-3021	Self-Enrichment Education Teachers	218	\$21.66	\$13.59	\$20.49	\$28.04	\$45,051
51-9012	Separating & Filtering Machine Setters/Operators/Tenders	278	\$14.80	\$10.92	\$12.04	\$16.63	\$30,779
47-2211	Sheet Metal Workers	66	\$29.25	\$20.25	\$32.97	\$37.87	\$60,833
43-5071	Shipping, Receiving & Traffic Clerks	313	\$16.20	\$12.65	\$15.64	\$18.96	\$33,692
51-3023	Slaughterers & Meat Packers		\$12.52	\$10.24	\$11.95	\$14.37	\$26,046
11-9151	Social & Community Service Managers	70	\$29.37	\$20.66	\$26.70	\$34.25	\$61,102
21-1093	Social & Human Service Assistants	337	\$15.03	\$12.59	\$14.58	\$17.29	\$31,261
21-1029	Social Workers, All Other	21	\$28.76	\$24.05	\$31.87	\$33.56	\$59,824
15-1132	Software Developers, Applications	27	\$47.77	\$38.10	\$47.51	\$56.40	\$99,359
15-1133	Software Developers, Systems Software	25	\$31.65	\$21.18	\$26.36	\$43.70	\$65,827
19-1013	Soil & Plant Scientists	20	\$30.28	\$21.36	\$28.04	\$36.01	\$62,967
25-2052	Special Ed Teachers, Kindergarten & Elementary School	155					\$60,037
25-2053	Special Education Teachers, Middle School						\$60,169
25-2051	Special Education Teachers, Preschool	32					\$59,561
25-2054	Special Education Teachers, Secondary School						\$61,517
29-1127	Speech-Language Pathologists	76	\$35.94	\$31.86	\$35.44	\$39.22	\$74,750
43-5081	Stock Clerks & Order Fillers	1,199	\$13.00	\$10.50	\$11.89	\$14.42	\$27,045
51-2041	Structural Metal Fabricators & Fitters	85	\$21.45	\$18.30	\$21.33	\$23.85	\$44,611
21-1011	Substance Abuse & Behavioral Disorder Counselors	138	\$19.54	\$15.72	\$18.69	\$23.20	\$40,640
25-3098	Substitute Teachers	667	\$17.03	\$15.71	\$16.96	\$18.22	\$35,428
29-1067	Surgeons						\$236,447
29-2055	Surgical Technologists	81	\$22.12	\$19.70	\$21.89	\$24.27	\$46,014
17-3031	Surveying & Mapping Technicians	27	\$18.48	\$13.52	\$15.67	\$21.68	\$38,440
17-1022	Surveyors	15	\$34.52	\$23.77	\$32.82	\$43.76	\$71,789
43-2011	Switchboard Operators, Including Answering Service	32	\$14.28	\$12.53	\$14.09	\$16.04	\$29,704
51-6052	Tailors, Dressmakers & Custom Sewers		\$13.75	\$12.91	\$13.71	\$14.51	\$28,611
47-2082	Tapers		\$17.00	\$15.60	\$16.98	\$18.37	\$35,367
13-2081	Tax Examiners, Collectors & Revenue Agents		\$22.49	\$18.64	\$23.29	\$24.45	\$46,785
13-2082	Tax Preparers	76	\$14.27	\$12.52	\$13.83	\$15.14	\$29,669
53-3041	Taxi Drivers & Chauffeurs	100	\$11.25	\$9.62	\$10.85	\$12.67	\$23,414
25-9041	Teacher Assistants	1,674					\$29,973
25-3097	Teachers & Instructors, All Other, Exc Substitute Teachers	47					\$59,337
51-2092	Team Assemblers	539	\$13.73	\$10.83	\$12.69	\$15.47	\$28,560
49-2022	Telecom Equip Installers/Repairers, Except Line	55	\$26.25	\$20.14	\$25.24	\$31.65	\$54,609
49-9052	Telecommunications Line Installers & Repairers	11	\$26.20	\$17.89	\$23.74	\$34.69	\$54,508
43-3071	Tellers	404	\$13.70	\$12.12	\$13.52	\$14.91	\$28,496
49-3093	Tire Repairers & Changers	160	\$13.78	\$10.94	\$13.00	\$16.13	\$28,668
23-2093	Title Examiners, Abstractors, & Searchers	45	\$22.05	\$17.43	\$21.79	\$26.48	\$45,872
13-1151	Training & Development Specialists	33	\$27.93	\$24.71	\$27.79	\$31.03	\$58,100
33-9093	Transportation Security Screeners	12	\$18.52	\$17.42	\$18.21	\$19.63	\$38,503
11-3071	Transportation, Storage & Distribution Managers	31	\$42.47	\$27.96	\$39.04	\$59.34	\$88,337
53-1031	Transportation/Material Moving Vehicle Operator Supervisors	153	\$25.70	\$19.33	\$25.54	\$29.93	\$53,447
53-3032	Truck Drivers, Heavy & Tractor-Trailer	1,341	\$17.45	\$13.69	\$16.47	\$20.50	\$36,275
53-3033	Truck Drivers, Light or Delivery Services	451	\$17.28	\$12.17	\$14.76	\$20.91	\$35,950
19-3051	Urban & Regional Planners	57	\$30.97	\$26.86	\$31.12	\$34.35	\$64,417
39-3031	Ushers, Lobby Attendants & Ticket Takers	23	\$10.62	\$9.61	\$9.69	\$10.73	\$22,082
29-1131	Veterinarians	26	\$40.79	\$23.54	\$44.40	\$53.02	\$84,839
31-9096	Veterinary Assistants & Laboratory Animal Caretakers	33	\$13.04	\$12.33	\$13.24	\$14.16	\$27,110
29-2056	Veterinary Technologists & Technicians	49	\$14.52	\$11.83	\$15.19	\$17.11	\$30,196
25-1194	Vocational Education Teachers, Postsecondary	160	\$24.98	\$19.78	\$23.08	\$28.53	\$51,966
35-3031	Waiters & Waitresses	1,021	\$11.70	\$9.57	\$9.72	\$11.38	\$24,330

SOC code	Yakima, WA MSA Occupational title	Estimated employment	Average wage	Percentiles			Annual wage
				25th	50th	75th	
51-8031	Water & Wastewater Treatment Plant & System Operators	86	\$25.10	\$20.35	\$23.74	\$28.61	\$52,215
15-1134	Web Developers	30	\$36.42	\$31.81	\$37.19	\$43.34	\$75,764
43-5111	Weighers/Measurers/Checkers & Samplers, Recordkeeping	31	\$15.54	\$11.66	\$13.93	\$19.94	\$32,322
51-4121	Welders, Cutters, Solderers & Brazers	344	\$18.00	\$14.31	\$16.97	\$19.73	\$37,425
51-4122	Welding/Soldering/Brazing Mach Setters/Operators & Tenders		\$15.15	\$13.35	\$14.57	\$16.60	\$31,512
13-1022	Wholesale & Retail Buyers, Except Farm Products	18	\$23.19	\$20.17	\$23.07	\$27.25	\$48,224
51-7042	Woodworking Mach Setters/Oprs & Tenders, Except Sawing	44	\$16.92	\$12.72	\$14.44	\$21.52	\$35,186
43-9022	Word Processors & Typists	12	\$13.59	\$11.74	\$13.27	\$14.65	\$28,273
19-1023	Zoologists & Wildlife Biologists	34	\$35.51	\$28.88	\$32.29	\$39.53	\$73,847

Yakima, WA MSA



**Northwestern WA Nonmetropolitan Area**  
**2015 Occupational Employment**  
**and Wage Estimates**  
Includes Clallam, Island, Jefferson and  
San Juan counties



SOC code	Northwestern WA Nonmetropolitan Area Occupational title	Estimated employment	Average wage	Percentiles			Annual wage
				25th	50th	75th	
13-2011	Accountants & Auditors	323	\$29.72	\$25.59	\$28.31	\$32.77	\$61,822
11-3011	Administrative Services Managers	73	\$42.13	\$27.60	\$36.44	\$53.90	\$87,637
41-3011	Advertising Sales Agents	17	\$23.68	\$14.81	\$20.30	\$23.73	\$49,248
49-3011	Aircraft Mechanics & Service Technicians	32	\$26.81	\$25.89	\$28.34	\$30.31	\$55,765
39-3091	Amusement & Recreation Attendants	61	\$13.03	\$10.08	\$11.99	\$15.71	\$27,099
13-2021	Appraisers & Assessors of Real Estate	43	\$29.24	\$23.44	\$28.88	\$34.94	\$60,828
17-1011	Architects, Except Landscape & Naval	18	\$27.08	\$17.66	\$20.74	\$44.04	\$56,336
11-9041	Architectural & Engineering Managers	28	\$50.64	\$43.33	\$51.55	\$57.69	\$105,331
51-2099	Artists & Related Workers, All Other		\$11.47	\$10.37	\$11.03	\$11.69	\$23,858
53-6031	Automotive & Watercraft Service Attendants	45	\$12.50	\$10.08	\$11.43	\$13.40	\$25,997
49-3023	Automotive Service Technicians & Mechanics	192	\$21.86	\$16.54	\$21.23	\$25.05	\$45,482
51-3011	Bakers	125	\$11.66	\$10.11	\$11.09	\$12.18	\$24,265
35-3011	Bartenders	289	\$12.76	\$9.63	\$11.03	\$15.46	\$26,548
43-3011	Bill & Account Collectors	57	\$17.78	\$14.06	\$17.24	\$21.26	\$36,990
43-3021	Billing & Posting Clerks & Machine Operators	169	\$17.85	\$15.52	\$17.58	\$20.16	\$37,122
19-4021	Biological Technicians	64	\$18.99	\$15.42	\$18.53	\$21.45	\$39,504
43-3031	Bookkeeping, Accounting & Auditing Clerks	941	\$18.18	\$15.16	\$17.68	\$21.09	\$37,802
47-3011	Brick/Block/Stonemason & Tile/Marble Setter Helpers	11	\$24.39	\$19.65	\$22.52	\$30.85	\$50,740
47-2021	Brickmasons & Blockmasons	13	\$24.87	\$14.91	\$26.90	\$29.91	\$51,723
49-3031	Bus & Truck Mechanics & Diesel Engine Specialists	79	\$26.47	\$22.13	\$25.71	\$30.02	\$55,055
53-3022	Bus Drivers, School or Special Client	100	\$18.16	\$16.48	\$17.81	\$19.25	\$37,760
53-3021	Bus Drivers, Transit & Intercity	131	\$22.57	\$20.65	\$22.36	\$24.16	\$46,940
13-1199	Business Operations Specialists, All Other	392	\$31.65	\$23.15	\$29.90	\$38.21	\$65,817
51-3021	Butchers & Meat Cutters	63	\$16.15	\$10.76	\$16.23	\$21.17	\$33,609
51-7011	Cabinetmakers & Bench Carpenters	48	\$20.80	\$16.49	\$19.27	\$24.53	\$43,278
53-5021	Captains, Mates & Pilots of Water Vessels	15	\$23.35	\$14.41	\$21.76	\$28.20	\$48,567
25-2032	Career/Technical Education Teachers, Secondary School	67					\$60,027
43-5011	Cargo & Freight Agents		\$23.57	\$20.94	\$23.53	\$26.85	\$49,036
47-2031	Carpenters	774	\$24.64	\$20.38	\$23.95	\$28.93	\$51,247
41-2011	Cashiers	2,285	\$12.97	\$10.26	\$11.62	\$14.06	\$26,971
47-2051	Cement Masons & Concrete Finishers	58	\$22.27	\$18.89	\$22.55	\$26.32	\$46,332
35-1011	Chefs & Head Cooks	29	\$21.39	\$19.57	\$21.80	\$24.42	\$44,491
11-1011	Chief Executives	72	\$58.31	\$41.97	\$55.69	\$70.52	\$121,281
21-1021	Child, Family & School Social Workers	130	\$22.54	\$15.66	\$24.90	\$27.49	\$46,886
39-9011	Childcare Workers	114	\$10.59	\$9.61	\$9.71	\$11.29	\$22,021
29-1011	Chiropractors	14	\$32.36	\$25.83	\$31.06	\$35.79	\$67,297
17-3022	Civil Engineering Technicians	36	\$24.29	\$21.46	\$24.90	\$27.88	\$50,526
17-2051	Civil Engineers	71	\$37.80	\$31.87	\$35.20	\$43.31	\$78,633
53-7061	Cleaners of Vehicles & Equipment	137	\$12.07	\$9.94	\$11.56	\$13.79	\$25,112
19-3031	Clinical, Counseling & School Psychologists	26	\$28.35	\$21.58	\$29.97	\$34.43	\$58,962
27-2022	Coaches & Scouts	232					\$31,737
35-3021	Combined Food Prep & Serving Workers, Inc Fast Food	1,494	\$10.95	\$9.73	\$10.63	\$11.68	\$22,797
21-1099	Community & Social Service Specialists, All Other	35	\$21.10	\$16.57	\$18.14	\$22.35	\$43,874
21-1094	Community Health Workers	50					
13-1041	Compliance Officers (Except Agric/Const/Safety/Trans)	75	\$36.47	\$29.90	\$37.27	\$43.86	\$75,865
11-3021	Computer & Information Systems Managers	43	\$46.04	\$36.11	\$46.16	\$55.92	\$95,769
15-1143	Computer Network Architects	12	\$47.51	\$37.51	\$45.50	\$59.24	\$98,821
15-1152	Computer Network Support Specialists	112	\$31.99	\$28.19	\$32.53	\$36.05	\$66,537
15-1199	Computer Occupations, All Other	36	\$39.91	\$33.17	\$38.64	\$45.79	\$83,003
15-1131	Computer Programmers	21	\$44.37	\$32.18	\$36.43	\$59.36	\$92,281
15-1121	Computer Systems Analysts	101	\$33.09	\$29.88	\$33.82	\$36.94	\$68,828
15-1151	Computer User Support Specialists	154	\$25.75	\$21.28	\$25.14	\$29.25	\$53,568
49-2011	Computer, Automated Teller & Office Machine Repairers	23					

SOC code	Northwestern WA Nonmetropolitan Area Occupational title	Estimated employment	Average wage	Percentiles			Annual wage
				25th	50th	75th	
19-1031	Conservation Scientists	54	\$27.63	\$22.01	\$25.53	\$32.98	\$57,472
47-4011	Construction & Building Inspectors	24	\$27.58	\$22.72	\$27.23	\$30.32	\$57,367
47-2061	Construction Laborers	245	\$18.65	\$15.03	\$17.64	\$21.24	\$38,782
11-9021	Construction Managers	24	\$54.43	\$35.07	\$39.95	\$57.02	\$113,210
47-1011	Construction Supervisors of Trades & Extraction Workers	213	\$32.05	\$24.87	\$30.97	\$37.85	\$66,660
53-7011	Conveyor Operators & Tenders	21	\$20.08	\$17.46	\$20.15	\$22.62	\$41,775
35-2011	Cooks, Fast Food	165	\$10.09	\$9.55	\$9.67	\$10.62	\$20,979
35-2012	Cooks, Institution & Cafeteria	233	\$14.09	\$11.39	\$13.45	\$15.98	\$29,307
35-2014	Cooks, Restaurant	514	\$14.27	\$12.54	\$13.83	\$15.18	\$29,664
35-2015	Cooks, Short Order		\$10.86	\$9.56	\$10.35	\$11.37	\$22,593
33-1011	Correctional Officer Supervisors	53	\$27.19	\$24.71	\$25.31	\$26.06	\$56,559
33-3012	Correctional Officers & Jailers	364	\$22.00	\$20.43	\$22.39	\$22.95	\$45,758
13-1051	Cost Estimators	118	\$25.61	\$17.01	\$24.92	\$33.30	\$53,274
41-2021	Counter & Rental Clerks	252	\$13.97	\$10.69	\$11.96	\$15.95	\$29,046
35-3022	Counter Attendants, Cafeteria/Concession & Coffee Shop		\$11.25	\$9.91	\$10.82	\$11.73	\$23,411
43-4031	Court, Municipal & License Clerks	75	\$20.09	\$16.97	\$19.79	\$22.75	\$41,780
33-9091	Crossing Guards	20	\$17.10	\$12.35	\$13.77	\$16.35	\$35,550
43-4051	Customer Service Representatives	305	\$15.35	\$11.32	\$15.03	\$18.56	\$31,926
43-9021	Data Entry Keyers	44	\$13.70	\$10.72	\$11.74	\$14.92	\$28,496
15-1141	Database Administrators	15	\$42.20	\$33.79	\$43.63	\$52.49	\$87,779
31-9091	Dental Assistants	178	\$19.40	\$16.36	\$19.67	\$22.96	\$40,373
29-2021	Dental Hygienists	133	\$48.73	\$42.84	\$49.02	\$55.96	\$101,356
29-1021	Dentists, General	42					\$220,711
33-3021	Detectives & Criminal Investigators	49	\$44.42	\$40.98	\$45.06	\$46.94	\$92,406
29-2032	Diagnostic Medical Sonographers	16	\$39.44	\$34.82	\$39.11	\$44.39	\$82,040
29-1031	Dietitians & Nutritionists	18	\$30.07	\$26.06	\$28.66	\$32.87	\$62,562
35-9011	Dining Room & Cafeteria Attendants & Bartender Helpers	230	\$10.34	\$9.57	\$9.96	\$11.07	\$21,510
35-9021	Dishwashers	303	\$11.28	\$9.99	\$11.04	\$12.18	\$23,462
43-5032	Dispatchers (Except Police, Fire & Ambulance)	29	\$22.14	\$20.11	\$22.64	\$25.47	\$46,052
53-3031	Driver/Sales Workers		\$15.32	\$11.40	\$14.04	\$19.89	\$31,873
27-3041	Editors	28	\$26.65	\$18.89	\$25.47	\$31.75	\$55,424
11-9031	Educ Administrators, Preschool/Childcare Center/Program	12	\$21.76	\$17.56	\$21.08	\$26.31	\$45,253
11-9039	Education Administrators, All Other	11	\$24.00	\$20.62	\$22.10	\$23.58	\$49,918
11-9032	Education Administrators, Elementary & Secondary School	86					\$90,963
11-9033	Education Administrators, Postsecondary	36	\$36.68	\$31.38	\$35.10	\$40.77	\$76,281
25-9099	Education, Training & Library Workers, All Other	65	\$19.54	\$16.66	\$19.76	\$23.33	\$40,640
21-1012	Educational, Guidance, Vocational & School Counselors	80	\$31.04	\$25.48	\$30.99	\$35.83	\$64,549
17-3023	Electrical & Electronics Engineering Technicians	19	\$37.80	\$33.17	\$39.77	\$42.67	\$78,633
17-2071	Electrical Engineers	12	\$41.93	\$35.20	\$43.38	\$50.36	\$87,211
49-9051	Electrical Power Line Installers & Repairers	70	\$42.75	\$40.90	\$43.37	\$46.17	\$88,936
49-2093	Electrical/Electronics Install/Repair, Transp Equip		\$27.77	\$24.90	\$28.12	\$31.84	\$57,753
49-2094	Electrical/Electronics Repairers, Comm & Industrial Equip	10	\$32.27	\$30.30	\$31.92	\$34.57	\$67,113
47-2111	Electricians	225	\$30.82	\$24.52	\$31.52	\$37.03	\$64,096
17-2072	Electronics Engineers, Except Computer	16	\$39.67	\$35.04	\$41.76	\$46.83	\$82,496
25-2021	Elementary School Teachers, Except Special Education	540					\$60,149
43-4061	Eligibility Interviewers, Government Programs		\$14.90	\$11.58	\$14.36	\$16.05	\$30,982
29-2041	Emergency Medical Technicians & Paramedics	70	\$28.59	\$13.07	\$22.29	\$44.39	\$59,490
17-3025	Environmental Engineering Technicians	22	\$31.80	\$25.50	\$34.01	\$40.37	\$66,151
19-4091	Environmental Science & Protection Techs (Inc Health)	17	\$24.91	\$21.74	\$23.93	\$29.51	\$51,814
19-2041	Environmental Scientists & Specialists (Inc Health)	27	\$36.14	\$28.64	\$37.27	\$42.92	\$75,166
43-6011	Executive Secretaries & Administrative Assistants	123	\$23.65	\$20.01	\$23.58	\$27.67	\$49,188
45-4021	Fallers		\$29.90	\$22.45	\$27.27	\$39.76	\$62,201
29-1062	Family & General Practitioners	72					\$188,608
25-9021	Farm & Home Management Advisors		\$23.37	\$18.40	\$25.03	\$28.01	\$48,610
45-1011	Farming, Fishing & Forestry Worker Supervisors	31	\$23.32	\$16.27	\$23.12	\$26.62	\$48,510
43-4071	File Clerks	38	\$15.90	\$11.94	\$15.01	\$19.37	\$33,073
13-2051	Financial Analysts	22	\$21.96	\$17.19	\$21.35	\$25.84	\$45,679
11-3031	Financial Managers	142	\$40.45	\$30.33	\$34.29	\$46.81	\$84,139
13-2099	Financial Specialists, All Other	25	\$28.70	\$22.59	\$28.25	\$33.17	\$59,692
33-2011	Fire Fighters		\$26.68	\$19.38	\$26.01	\$32.58	\$55,497
39-9031	Fitness Trainers & Aerobics Instructors	138	\$18.36	\$16.21	\$17.95	\$20.32	\$38,197
27-1023	Floral Designers	27	\$14.78	\$10.28	\$14.74	\$18.04	\$30,754

SOC code	Northwestern WA Nonmetropolitan Area Occupational title	Estimated employment	Average wage	Percentiles			Annual wage
				25th	50th	75th	
51-3092	Food Batchmakers	11	\$13.02	\$10.69	\$11.79	\$15.89	\$27,084
35-1012	Food Preparation & Serving Worker Supervisors	433	\$16.64	\$13.31	\$15.33	\$20.23	\$34,600
35-2021	Food Preparation Workers	686	\$11.89	\$9.86	\$11.08	\$13.01	\$24,739
35-3041	Food Servers, Nonrestaurant	139	\$10.11	\$9.58	\$9.67	\$9.91	\$21,019
11-9051	Food Service Managers	45	\$24.60	\$16.90	\$24.90	\$28.66	\$51,155
19-4093	Forest & Conservation Technicians	35	\$18.56	\$13.79	\$17.19	\$23.01	\$38,592
45-4011	Forest & Conservation Workers	26	\$11.34	\$9.43	\$9.44	\$12.76	\$23,581
13-1131	Fundraisers	25	\$21.37	\$13.97	\$22.36	\$27.64	\$44,463
51-9051	Furnace/Kiln/Oven/Drier & Kettle Operators & Tenders	36	\$20.88	\$15.85	\$19.88	\$26.50	\$43,410
11-1021	General & Operations Managers	546	\$39.29	\$27.94	\$35.76	\$47.09	\$81,726
27-1024	Graphic Designers	23	\$24.94	\$16.28	\$21.17	\$34.77	\$51,885
39-5012	Hairdressers, Hairstylists & Cosmetologists	153	\$14.92	\$9.55	\$12.16	\$20.02	\$31,034
29-1199	Health Diagnosing & Treating Practitioners, All Other	27	\$39.99	\$26.95	\$34.17	\$38.20	\$83,176
21-1091	Health Educators	31	\$28.41	\$25.17	\$27.97	\$31.01	\$59,094
29-2099	Health Technologists & Technicians, All Other	11	\$20.66	\$16.10	\$19.90	\$25.85	\$42,992
29-9099	Healthcare Practitioners & Technical Workers, All Other	10	\$29.74	\$21.48	\$32.13	\$36.02	\$61,862
21-1022	Healthcare Social Workers	34	\$26.02	\$21.37	\$26.52	\$30.67	\$54,126
31-9099	Healthcare Support Workers, All Other	81	\$18.54	\$16.02	\$18.49	\$21.40	\$38,544
49-9021	Heating/Air Cond/Refrigeration Mechanics & Installers	59	\$23.36	\$18.04	\$22.22	\$28.59	\$48,606
53-1021	Helper/Laborer & Material Mover(hand) Supervisors	26	\$34.74	\$32.34	\$35.29	\$37.79	\$72,255
47-4051	Highway Maintenance Workers	68	\$22.21	\$20.41	\$21.04	\$25.50	\$46,200
31-1011	Home Health Aides		\$11.10	\$10.25	\$10.94	\$11.63	\$23,073
35-9031	Hosts & Hostesses, Restaurant, Lounge & Coffee Shop	189	\$11.82	\$10.34	\$11.19	\$12.04	\$24,586
43-4081	Hotel, Motel & Resort Desk Clerks	476	\$11.02	\$10.07	\$10.87	\$11.66	\$22,925
37-1011	Housekeeping & Janitorial Worker Supervisors	58	\$18.66	\$14.61	\$19.55	\$21.86	\$38,810
13-1071	Human Resource Specialists	112	\$26.51	\$21.72	\$25.44	\$29.60	\$55,129
43-4161	Human Resources Assistants, Except Payroll & Timekeeping	56	\$17.91	\$16.57	\$18.10	\$19.11	\$37,244
11-3121	Human Resources Managers	34	\$47.01	\$35.94	\$44.07	\$54.47	\$97,777
17-2112	Industrial Engineers	39	\$33.93	\$24.56	\$34.38	\$39.66	\$70,562
49-9041	Industrial Machinery Mechanics	64	\$30.33	\$24.71	\$32.24	\$35.64	\$63,077
11-3051	Industrial Production Managers	19	\$37.93	\$29.22	\$36.53	\$49.32	\$78,897
53-7051	Industrial Truck & Tractor Operators		\$18.16	\$16.37	\$18.00	\$20.15	\$37,760
43-4199	Information & Record Clerks, All Other	118	\$16.94	\$13.80	\$15.44	\$19.75	\$35,224
15-1122	Information Security Analysts	12	\$40.26	\$34.95	\$39.11	\$45.44	\$83,764
51-9061	Inspectors, Testers, Sorters, Samplers & Weighers	24	\$22.08	\$17.20	\$19.68	\$27.39	\$45,914
49-9098	Installation, Maintenance & Repair Helpers	63	\$18.71	\$15.36	\$18.02	\$24.17	\$38,911
25-9031	Instructional Coordinators	68	\$24.95	\$21.65	\$25.46	\$28.03	\$51,905
41-3021	Insurance Sales Agents	142	\$18.34	\$13.42	\$15.37	\$19.20	\$38,151
37-2011	Janitors & Cleaners, Except Maids & Housekeeping	746	\$14.47	\$11.30	\$13.78	\$17.12	\$30,104
23-1023	Judges, Magistrate Judges & Magistrates	41	\$66.73	\$37.37	\$74.78	\$87.78	\$138,802
25-2012	Kindergarten Teachers, Except Special Education	72					\$53,426
53-7062	Laborers & Freight, Stock & Material Movers, Hand	405	\$15.57	\$12.89	\$14.61	\$18.00	\$32,371
37-3011	Landscaping & Groundskeeping Workers	438	\$14.12	\$11.07	\$13.32	\$16.15	\$29,378
37-1012	Landscaping/Lawn & Groundskeeping Worker Supervisors	51	\$22.20	\$17.32	\$20.30	\$26.64	\$46,177
51-6011	Laundry & Dry-Cleaning Workers	82	\$11.50	\$9.90	\$10.86	\$11.82	\$23,929
23-1011	Lawyers	88	\$33.39	\$27.31	\$30.66	\$35.66	\$69,447
43-6012	Legal Secretaries		\$15.56	\$13.67	\$15.57	\$17.25	\$32,362
23-2099	Legal Support Workers, All Other		\$26.25	\$21.34	\$24.03	\$28.02	\$54,602
11-1031	Legislators	37					\$147,249
25-4021	Librarians	37	\$28.99	\$23.56	\$31.18	\$35.09	\$60,301
43-4121	Library Assistants, Clerical	28	\$12.47	\$9.63	\$12.45	\$14.70	\$25,929
25-4031	Library Technicians	109	\$15.71	\$10.65	\$16.18	\$19.47	\$32,670
33-9092	Lifeguards/Ski Patrol & Recreational Protective Svc Workers	100	\$10.54	\$9.71	\$10.40	\$11.25	\$21,908
43-4131	Loan Interviewers & Clerks	71	\$15.74	\$12.94	\$15.32	\$17.89	\$32,738
13-2072	Loan Officers	64	\$31.95	\$22.26	\$28.05	\$41.75	\$66,456
49-9094	Locksmiths & Safe Repairers	11	\$18.78	\$13.43	\$14.71	\$25.92	\$39,053
45-4022	Logging Equipment Operators	126	\$23.56	\$20.01	\$22.58	\$27.69	\$49,017
13-1081	Logisticians	41	\$35.27	\$26.59	\$32.40	\$42.95	\$73,350
53-7063	Machine Feeders & Offbearers	42	\$18.38	\$15.56	\$18.28	\$21.29	\$38,227
51-4041	Machinists	37	\$21.55	\$16.28	\$22.29	\$27.51	\$44,815
37-2012	Maids & Housekeeping Cleaners	721	\$11.91	\$10.34	\$11.23	\$12.61	\$24,770
49-9071	Maintenance & Repair Workers, General	635	\$20.26	\$15.06	\$19.75	\$24.90	\$42,136

SOC code	Northwestern WA Nonmetropolitan Area Occupational title	Estimated employment	Average wage	Percentiles			Annual wage
				25th	50th	75th	
13-1111	Management Analysts	60	\$31.44	\$26.46	\$32.40	\$36.33	\$65,401
11-9199	Managers, All Other	93	\$42.36	\$32.93	\$41.48	\$52.46	\$88,124
13-1161	Market Research Analysts & Marketing Specialists	93	\$26.52	\$16.85	\$20.72	\$28.43	\$55,160
31-9011	Massage Therapists	29	\$25.18	\$11.95	\$25.95	\$32.57	\$52,360
51-3022	Meat, Poultry & Fish Cutters & Trimmers	61	\$12.02	\$10.47	\$11.50	\$13.17	\$24,998
17-3013	Mechanical Drafters	17	\$35.89	\$27.61	\$34.90	\$44.30	\$74,659
17-2141	Mechanical Engineers	37					
49-1011	Mechanics, Installers & Repairers Supervisors	179	\$31.79	\$25.36	\$29.29	\$36.24	\$66,129
29-2012	Medical & Clinical Laboratory Technicians	96	\$22.41	\$16.49	\$19.14	\$29.70	\$46,602
11-9111	Medical & Health Services Managers	108	\$46.69	\$38.80	\$43.51	\$48.20	\$97,118
31-9092	Medical Assistants	231	\$15.48	\$13.20	\$14.52	\$17.20	\$32,188
29-2071	Medical Records & Health Information Technicians	104	\$19.20	\$15.82	\$17.96	\$21.46	\$39,950
43-6013	Medical Secretaries	211	\$17.92	\$14.36	\$16.97	\$21.00	\$37,274
31-9094	Medical Transcriptionists	41	\$16.98	\$13.64	\$17.48	\$20.74	\$35,325
13-1121	Meeting,Convention & Event Planners		\$26.07	\$17.68	\$27.99	\$34.60	\$54,227
21-1023	Mental Health & Substance Abuse Social Workers	25	\$22.36	\$19.05	\$21.45	\$23.79	\$46,511
21-1014	Mental Health Counselors	48	\$23.61	\$19.83	\$23.42	\$28.16	\$49,096
43-5041	Meter Readers, Utilities	24	\$24.98	\$22.58	\$25.41	\$27.91	\$51,969
25-2022	Middle School Teachers (Except Special Ed & Vocational)	176					\$59,064
49-9044	Millwrights	35	\$26.66	\$25.06	\$27.02	\$28.96	\$55,441
51-9023	Mixing & Blending Machine Setters, Operators & Tenders	59	\$18.98	\$16.91	\$19.18	\$21.54	\$39,482
49-3042	Mobile Heavy Equipment Mechanics, Except Engines	55	\$28.97	\$23.45	\$31.08	\$35.07	\$60,258
49-3051	Motorboat Mechanics & Service Technicians	68	\$18.43	\$15.61	\$18.61	\$21.60	\$38,333
11-9121	Natural Sciences Managers	15	\$58.17	\$45.56	\$53.01	\$67.21	\$120,997
15-1142	Network & Computer Systems Administrators	116	\$37.39	\$29.45	\$37.29	\$45.26	\$77,771
43-4141	New Accounts Clerks		\$17.19	\$16.14	\$17.17	\$18.21	\$35,752
39-2021	Nonfarm Animal Caretakers	187	\$12.68	\$10.40	\$11.56	\$13.85	\$26,374
29-1171	Nurse Practitioners	37	\$52.22	\$44.12	\$52.29	\$62.20	\$108,616
29-2061	Nurses, Practical & Vocational (Licensed)	150	\$21.68	\$18.10	\$21.21	\$25.21	\$45,101
31-1014	Nursing Assistants	695	\$12.78	\$10.64	\$11.80	\$14.36	\$26,588
29-9011	Occupational Health & Safety Specialists	40	\$29.89	\$24.59	\$29.61	\$34.18	\$62,166
29-1122	Occupational Therapists	52	\$38.67	\$36.50	\$40.58	\$44.11	\$80,428
43-1011	Office & Administrative Support Worker Supervisors	467	\$23.25	\$17.24	\$22.54	\$28.29	\$48,356
43-9199	Office & Administrative Support Workers, All Other	80	\$16.55	\$13.07	\$16.20	\$20.32	\$34,433
43-9061	Office Clerks, General	1,107	\$15.54	\$11.39	\$14.65	\$18.56	\$32,312
47-2073	Operating Engineers & Construction Equipment Operators	266	\$25.52	\$21.24	\$25.30	\$29.61	\$53,071
29-2081	Opticians, Dispensing	12	\$15.83	\$12.60	\$13.79	\$15.03	\$32,924
43-4151	Order Clerks	19	\$17.98	\$15.23	\$17.71	\$20.84	\$37,406
51-9111	Packaging & Filling Machine Operators & Tenders	28	\$14.25	\$11.95	\$13.90	\$16.33	\$29,629
53-7064	Packers & Packagers, Hand	153	\$13.56	\$9.68	\$11.12	\$16.69	\$28,213
47-2141	Painters, Construction & Maintenance		\$22.98	\$17.48	\$20.80	\$24.67	\$47,791
51-9122	Painters, Transportation Equipment	42	\$19.91	\$16.52	\$18.82	\$22.41	\$41,415
23-2011	Paralegals & Legal Assistants		\$20.43	\$16.31	\$20.30	\$24.62	\$42,506
41-2022	Parts Salespersons	140	\$14.68	\$11.20	\$12.96	\$17.38	\$30,544
43-3051	Payroll & Timekeeping Clerks	86	\$18.80	\$14.61	\$17.96	\$22.41	\$39,101
39-9021	Personal Care Aides	631	\$11.11	\$10.21	\$10.89	\$11.59	\$23,094
39-1021	Personal Service Worker Supervisors	77	\$15.06	\$11.44	\$13.79	\$17.27	\$31,320
29-1051	Pharmacists	109	\$57.27	\$52.38	\$58.31	\$64.98	\$119,121
31-9095	Pharmacy Aides	31	\$12.59	\$10.94	\$12.50	\$14.10	\$26,190
29-2052	Pharmacy Technicians	151	\$17.91	\$15.56	\$18.45	\$21.33	\$37,253
31-2021	Physical Therapist Assistants	27	\$27.04	\$25.14	\$27.42	\$29.68	\$56,253
29-1123	Physical Therapists	53	\$44.76	\$36.69	\$42.71	\$53.17	\$93,103
29-1071	Physician Assistants	44	\$54.51	\$45.78	\$49.59	\$66.45	\$113,372
29-1069	Physicians & Surgeons, All Other	61					\$244,894
47-2151	Pipelayers	15	\$30.55	\$26.55	\$31.93	\$35.33	\$63,549
47-2152	Plumbers, Pipefitters, & Steamfitters	124	\$29.90	\$23.60	\$31.21	\$36.50	\$62,211
33-1012	Police & Detective Supervisors	45	\$39.50	\$35.37	\$38.88	\$43.44	\$82,167
33-3051	Police & Sheriff's Patrol Officers	176	\$29.87	\$26.24	\$30.61	\$34.33	\$62,128
43-5031	Police, Fire & Ambulance Dispatchers		\$23.68	\$19.16	\$24.09	\$27.88	\$49,259
43-5051	Postal Service Clerks	66	\$24.01	\$23.99	\$27.12	\$27.26	\$49,949
43-5052	Postal Service Mail Carriers	157	\$24.27	\$20.24	\$26.03	\$27.91	\$50,487
43-5053	Postal Svc Mail Sorters/Processors/Processing Mach Oprs	16	\$12.95	\$11.50	\$12.19	\$14.49	\$26,923

SOC code	Northwestern WA Nonmetropolitan Area Occupational title	Estimated employment	Average wage	Percentiles			Annual wage
				25th	50th	75th	
11-9131	Postmasters & Mail Superintendents	25	\$32.84	\$27.97	\$31.67	\$37.85	\$68,311
25-2011	Preschool Teachers, Except Special Education	113	\$13.88	\$10.96	\$13.54	\$16.85	\$28,878
21-1092	Probation Officers & Correctional Treatment Specialists	60	\$24.88	\$22.88	\$25.29	\$26.18	\$51,763
43-3061	Procurement Clerks	33	\$20.85	\$18.35	\$21.40	\$23.12	\$43,383
27-2012	Producers & Directors	10	\$18.81	\$15.30	\$17.00	\$18.72	\$39,119
51-1011	Production & Operating Worker Supervisors	218	\$29.83	\$23.00	\$28.57	\$35.35	\$62,047
51-9198	Production Worker Helpers	27	\$12.53	\$10.70	\$11.69	\$14.12	\$26,067
43-5061	Production, Planning & Expediting Clerks	50	\$23.24	\$17.41	\$22.83	\$28.91	\$48,346
11-9141	Property, Real Estate & Community Association Managers	89	\$24.97	\$14.50	\$26.99	\$33.88	\$51,946
33-1099	Protective Service Worker Supervisors, All Other	16	\$24.19	\$18.33	\$21.48	\$31.54	\$50,316
33-9099	Protective Service Workers, All Other	99	\$18.49	\$15.53	\$15.54	\$21.74	\$38,452
11-2031	Public Relations & Fundraising Managers	32	\$45.62	\$35.01	\$44.18	\$54.95	\$94,887
27-3031	Public Relations Specialists	91	\$28.46	\$19.98	\$28.97	\$34.40	\$59,206
13-1023	Purchasing Agents, Except Wholesale/Retail/Farm Products	77	\$28.75	\$21.92	\$26.90	\$35.04	\$59,784
11-3061	Purchasing Managers	12	\$50.84	\$39.08	\$49.07	\$59.47	\$105,747
29-2034	Radiologic Technologists	66	\$28.51	\$25.37	\$28.62	\$32.77	\$59,307
41-9021	Real Estate Brokers	17	\$21.88	\$12.18	\$17.76	\$32.63	\$45,496
41-9022	Real Estate Sales Agents	51	\$17.02	\$14.07	\$15.74	\$19.66	\$35,406
43-4171	Receptionists & Information Clerks	410	\$14.32	\$11.41	\$13.65	\$16.79	\$29,775
39-9032	Recreation Workers	122	\$16.16	\$13.00	\$16.13	\$18.16	\$33,598
53-7081	Refuse & Recyclable Material Collectors	47	\$25.17	\$18.24	\$25.83	\$31.45	\$52,349
29-1141	Registered Nurses	897	\$34.84	\$27.28	\$33.71	\$42.07	\$72,458
21-1015	Rehabilitation Counselors	48	\$19.10	\$15.71	\$17.76	\$24.90	\$39,737
29-1126	Respiratory Therapists	21	\$30.52	\$26.48	\$30.45	\$35.17	\$63,474
41-2031	Retail Salespersons	1,790	\$13.46	\$10.78	\$12.21	\$14.67	\$28,008
49-9096	Riggers	12	\$21.58	\$19.50	\$21.44	\$23.36	\$44,894
47-2181	Roofers	47	\$21.12	\$16.96	\$18.79	\$26.30	\$43,920
11-2022	Sales Managers	19	\$41.19	\$29.34	\$40.03	\$52.13	\$85,670
41-3099	Sales Reps, Services, All Other	79	\$20.90	\$15.41	\$18.87	\$24.01	\$43,485
41-4012	Sales Reps/Wholesale/Mfg, Except Tech/Science Products	305	\$30.66	\$19.89	\$28.99	\$39.96	\$63,770
41-4011	Sales Reps/Wholesale/Mfg, Tech/Scientific Products	19	\$55.19	\$29.13	\$50.03	\$86.93	\$114,789
41-1012	Sales Worker Supervisors, Non-Retail	42	\$31.52	\$22.31	\$28.02	\$36.50	\$65,552
41-1011	Sales Worker Supervisors, Retail	498	\$20.29	\$14.39	\$17.95	\$23.57	\$42,196
51-7041	Sawing Machine Setters/Operators & Tenders, Wood	55	\$20.50	\$16.73	\$20.11	\$24.25	\$42,637
25-2031	Secondary School Teachers, Except Spec/Voc/Tech Educ	513					\$53,994
43-6014	Secretaries & Admin Assts, Except Legal/Medical & Exec	806	\$17.51	\$15.00	\$17.22	\$19.67	\$36,401
41-3031	Securities, Commodities & Financial Services Sales Agents	106	\$20.91	\$15.49	\$17.69	\$22.25	\$43,506
33-9032	Security Guards	113	\$15.14	\$12.06	\$14.09	\$17.78	\$31,493
25-3021	Self-Enrichment Education Teachers	117	\$17.97	\$12.64	\$17.07	\$23.02	\$37,375
47-4071	Septic Tank Servicers & Sewer Pipe Cleaners		\$14.75	\$13.08	\$14.14	\$15.64	\$30,685
51-6031	Sewing Machine Operators	43	\$15.32	\$12.64	\$14.21	\$16.98	\$31,858
43-5071	Shipping, Receiving & Traffic Clerks	136	\$19.38	\$14.19	\$19.18	\$23.44	\$40,319
11-9151	Social & Community Service Managers	97	\$27.58	\$24.61	\$27.25	\$29.88	\$57,360
21-1093	Social & Human Service Assistants	155	\$13.07	\$9.46	\$10.95	\$14.93	\$27,184
19-3099	Social Scientists & Related Workers, All Other	15	\$40.77	\$29.91	\$42.17	\$47.69	\$84,808
21-1029	Social Workers, All Other		\$33.46	\$32.06	\$33.87	\$35.67	\$69,599
15-1132	Software Developers, Applications	55	\$46.01	\$32.61	\$45.47	\$62.66	\$95,709
15-1133	Software Developers, Systems Software		\$65.86	\$63.64	\$68.74	\$73.85	\$136,977
25-2052	Special Ed Teachers, Kindergarten & Elementary School	56					\$61,619
25-2053	Special Education Teachers, Middle School	16					\$57,107
25-2054	Special Education Teachers, Secondary School	48					\$58,121
29-1127	Speech-Language Pathologists	44	\$33.45	\$28.12	\$32.21	\$37.75	\$69,568
51-8021	Stationary Engineers & Boiler Operators	24	\$31.61	\$28.01	\$32.37	\$35.34	\$65,762
43-5081	Stock Clerks & Order Fillers	466	\$13.56	\$10.48	\$12.13	\$15.36	\$28,192
21-1011	Substance Abuse & Behavioral Disorder Counselors	40	\$22.58	\$16.86	\$19.18	\$23.33	\$46,977
25-3098	Substitute Teachers	339	\$16.39	\$13.63	\$15.64	\$18.88	\$34,079
29-2055	Surgical Technologists	27	\$22.69	\$17.92	\$22.80	\$27.17	\$47,190
17-3031	Surveying & Mapping Technicians	48	\$24.08	\$20.80	\$23.88	\$27.73	\$50,090
17-1022	Surveyors	23	\$31.28	\$25.99	\$28.71	\$38.70	\$65,056
43-2011	Switchboard Operators, Including Answering Service	12	\$14.24	\$10.19	\$13.07	\$17.99	\$29,612
13-2081	Tax Examiners, Collectors & Revenue Agents	39	\$22.38	\$20.55	\$23.29	\$23.86	\$46,541
53-3041	Taxi Drivers & Chauffeurs	37	\$11.95	\$9.73	\$10.79	\$13.56	\$24,838

SOC code	Northwestern WA Nonmetropolitan Area Occupational title	Estimated employment	Average wage	Percentiles			Annual wage
				25th	50th	75th	
25-9041	Teacher Assistants	665					\$31,362
25-3097	Teachers & Instructors, All Other, Exc Substitute Teachers	81					\$68,200
51-2092	Team Assemblers	83	\$16.04	\$12.48	\$14.79	\$18.41	\$33,354
27-3042	Technical Writers	10	\$29.70	\$22.31	\$30.52	\$35.84	\$61,771
49-2022	Telecom Equip Installers/Repairers, Except Line	113	\$28.39	\$23.01	\$31.68	\$34.88	\$59,071
41-9041	Telemarketers	43	\$15.82	\$9.99	\$13.23	\$19.12	\$32,902
43-3071	Tellers	216	\$13.65	\$12.39	\$13.51	\$14.62	\$28,395
51-4194	Tool Grinders, Filers & Sharpeners	23	\$24.44	\$20.48	\$23.01	\$28.15	\$50,820
39-7011	Tour Guides & Escorts	46	\$13.66	\$12.80	\$13.62	\$14.44	\$28,407
13-1151	Training & Development Specialists	51	\$32.75	\$23.91	\$31.48	\$40.00	\$68,118
11-3071	Transportation, Storage & Distribution Managers	14	\$39.06	\$31.64	\$35.49	\$53.38	\$81,249
53-1031	Transportation/Material Moving Vehicle Operator Supervisors	65	\$27.89	\$22.95	\$26.57	\$32.95	\$58,012
37-3013	Tree Trimmers & Pruners	14	\$20.89	\$13.62	\$15.94	\$29.77	\$43,439
53-3032	Truck Drivers, Heavy & Tractor-Trailer	517	\$20.94	\$15.46	\$19.64	\$23.63	\$43,565
53-3033	Truck Drivers, Light or Delivery Services	149	\$18.95	\$12.88	\$16.21	\$22.32	\$39,407
19-3051	Urban & Regional Planners	44	\$30.77	\$24.75	\$29.25	\$36.22	\$64,012
39-3031	Ushers, Lobby Attendants & Ticket Takers	42	\$11.33	\$9.54	\$9.66	\$12.65	\$23,574
29-1131	Veterinarians	61	\$40.17	\$33.84	\$40.16	\$48.54	\$83,571
31-9096	Veterinary Assistants & Laboratory Animal Caretakers	75	\$13.00	\$11.44	\$12.94	\$14.16	\$27,028
29-2056	Veterinary Technologists & Technicians	35	\$17.77	\$16.16	\$17.94	\$20.38	\$36,979
25-1194	Vocational Education Teachers, Postsecondary	93	\$26.08	\$20.93	\$24.58	\$30.05	\$54,247
35-3031	Waiters & Waitresses	915	\$18.44	\$10.71	\$16.70	\$24.60	\$38,360
51-8031	Water & Wastewater Treatment Plant & System Operators	144	\$25.58	\$21.30	\$24.89	\$29.14	\$53,202
15-1134	Web Developers	28	\$34.16	\$11.79	\$27.27	\$50.24	\$71,059
43-5111	Weighers/Measurers/Checkers & Samplers, Recordkeeping		\$20.23	\$18.30	\$21.13	\$23.02	\$42,074
51-4121	Welders, Cutters, Solderers & Brazers	173	\$24.83	\$21.22	\$24.26	\$28.41	\$51,645
13-1022	Wholesale & Retail Buyers, Except Farm Products		\$16.28	\$13.10	\$14.09	\$15.09	\$33,867
51-7042	Woodworking Mach Setters/Oprs & Tenders, Except Sawing	80	\$16.93	\$14.81	\$16.79	\$18.54	\$35,207
19-1023	Zoologists & Wildlife Biologists	48	\$33.35	\$28.26	\$32.03	\$39.16	\$69,366

# Southwestern WA Nonmetropolitan Area

## 2015 Occupational Employment and Wage Estimates

Includes Grays Harbor, Lewis, Mason,  
Pacific and Wahkiakum counties



SOC code	Southwestern WA Nonmetropolitan Area Occupational title	Estimated employment	Average wage	Percentiles			Annual wage
				25th	50th	75th	
13-2011	Accountants & Auditors	317	\$29.21	\$22.51	\$28.16	\$35.32	\$60,757
11-3011	Administrative Services Managers	86	\$40.47	\$30.71	\$38.66	\$46.34	\$84,170
25-3011	Adult Literacy, Remedial Ed, GED Teachers/Instructors	192	\$27.18	\$21.71	\$28.74	\$33.32	\$56,549
41-3011	Advertising Sales Agents	47	\$16.67	\$11.53	\$15.97	\$18.56	\$34,683
39-3091	Amusement & Recreation Attendants	152	\$11.38	\$10.22	\$11.14	\$12.16	\$23,676
33-9011	Animal Control Workers	10	\$20.56	\$19.50	\$21.31	\$23.12	\$42,775
13-2021	Appraisers & Assessors of Real Estate	99	\$28.12	\$14.61	\$31.50	\$37.46	\$58,486
17-3011	Architectural & Civil Drafters		\$25.56	\$24.67	\$26.71	\$28.74	\$53,162
11-9041	Architectural & Engineering Managers	35	\$59.05	\$49.97	\$59.88	\$70.30	\$122,832
25-1121	Art, Drama & Music Teachers Postsecondary	25					\$42,678
51-2099	Artists & Related Workers, All Other	15	\$14.80	\$11.85	\$14.10	\$17.47	\$30,779
53-6031	Automotive & Watercraft Service Attendants	59	\$13.08	\$10.52	\$11.52	\$14.38	\$27,217
49-3021	Automotive Body & Related Repairers	51	\$22.44	\$14.02	\$18.44	\$22.98	\$46,679
49-3023	Automotive Service Technicians & Mechanics	365	\$17.69	\$15.15	\$17.01	\$18.89	\$36,791
51-3011	Bakers	161	\$12.01	\$9.94	\$11.24	\$13.51	\$24,977
35-3011	Bartenders	361	\$11.07	\$9.58	\$9.71	\$11.40	\$23,012
43-3011	Bill & Account Collectors	97	\$23.25	\$18.20	\$24.93	\$27.71	\$48,356
43-3021	Billing & Posting Clerks & Machine Operators	214	\$19.16	\$15.59	\$18.11	\$21.91	\$39,852
19-1029	Biological Scientists, All Other		\$31.76	\$28.03	\$34.28	\$37.29	\$66,060
19-4021	Biological Technicians	102	\$17.54	\$15.03	\$16.90	\$19.09	\$36,483
43-3031	Bookkeeping, Accounting & Auditing Clerks	1,011	\$18.45	\$14.40	\$17.77	\$21.65	\$38,380
49-3031	Bus & Truck Mechanics & Diesel Engine Specialists	213	\$22.77	\$19.28	\$22.94	\$26.43	\$47,348
53-3022	Bus Drivers, School or Special Client	395	\$16.08	\$14.19	\$16.10	\$17.89	\$33,459
53-3021	Bus Drivers, Transit & Intercity		\$23.53	\$19.98	\$23.93	\$27.69	\$48,923
13-1199	Business Operations Specialists, All Other	167	\$27.21	\$21.27	\$25.54	\$33.33	\$56,610
51-3021	Butchers & Meat Cutters	102	\$15.77	\$10.28	\$14.19	\$21.31	\$32,794
51-7011	Cabinetmakers & Bench Carpenters		\$23.66	\$18.69	\$24.52	\$28.22	\$49,212
25-2023	Career/Technical Education Teachers, Middle School	11					\$65,371
25-2032	Career/Technical Education Teachers, Secondary School	131					\$60,676
47-2031	Carpenters	481	\$22.07	\$15.39	\$21.79	\$27.48	\$45,906
47-2041	Carpet Installers	30	\$16.74	\$13.73	\$16.16	\$18.51	\$34,820
17-1021	Cartographers & Photogrammetrists	10	\$34.29	\$27.39	\$34.09	\$38.33	\$71,333
41-2011	Cashiers	2,498	\$13.19	\$10.00	\$11.62	\$14.69	\$27,432
47-2051	Cement Masons & Concrete Finishers	11	\$23.83	\$19.44	\$21.48	\$23.52	\$49,574
35-1011	Chefs & Head Cooks	19	\$19.77	\$16.39	\$19.75	\$22.86	\$41,129
19-4031	Chemical Technicians	13	\$25.22	\$20.91	\$22.84	\$28.99	\$52,442
11-1011	Chief Executives	107	\$67.76	\$48.99	\$56.84	\$82.36	\$140,942
21-1021	Child, Family & School Social Workers	236	\$22.91	\$18.93	\$25.53	\$27.49	\$47,636
39-9011	Childcare Workers	150	\$10.60	\$9.55	\$9.80	\$11.39	\$22,052
17-3022	Civil Engineering Technicians	47	\$26.34	\$24.60	\$26.84	\$28.58	\$54,795
17-2051	Civil Engineers	140	\$40.10	\$31.87	\$35.20	\$47.17	\$83,409
13-1031	Claims Adjusters, Examiners & Investigators	21	\$33.69	\$31.09	\$33.88	\$36.74	\$70,075
53-7061	Cleaners of Vehicles & Equipment	94	\$11.45	\$10.19	\$11.03	\$11.87	\$23,821
19-3031	Clinical, Counseling & School Psychologists	56	\$30.14	\$26.51	\$29.25	\$32.56	\$62,684
27-2022	Coaches & Scouts	438					\$41,421
35-3021	Combined Food Prep & Serving Workers, Inc Fast Food	1,907	\$10.72	\$9.58	\$9.72	\$11.32	\$22,287
21-1099	Community & Social Service Specialists, All Other	13	\$23.03	\$16.25	\$18.46	\$30.57	\$47,900
13-1141	Compensation, Benefits & Job Analysis Specialists	24	\$27.03	\$22.21	\$26.08	\$30.02	\$56,214
13-1041	Compliance Officers (Except Agric/Const/Safety/Trans)	106	\$26.32	\$20.08	\$25.74	\$29.45	\$54,754
11-3021	Computer & Information Systems Managers	54	\$51.23	\$42.22	\$47.63	\$57.90	\$106,538
15-1152	Computer Network Support Specialists	63	\$25.94	\$20.15	\$25.24	\$31.73	\$53,953
15-1199	Computer Occupations, All Other	11	\$23.13	\$10.97	\$15.36	\$39.53	\$48,103
15-1121	Computer Systems Analysts	41	\$36.87	\$31.51	\$35.03	\$42.73	\$76,686

SOC code	Southwestern WA Nonmetropolitan Area Occupational title	Estimated employment	Average wage	Percentiles			Annual wage
				25th	50th	75th	
15-1151	Computer User Support Specialists	141	\$21.65	\$16.69	\$20.51	\$24.90	\$45,020
19-1031	Conservation Scientists	67	\$24.91	\$22.00	\$23.71	\$26.27	\$51,824
47-4011	Construction & Building Inspectors	61	\$25.33	\$21.57	\$25.63	\$29.25	\$52,706
47-4099	Construction & Related Workers, All Other	13	\$26.01	\$24.46	\$26.12	\$29.15	\$54,104
47-2061	Construction Laborers	401	\$20.59	\$15.80	\$18.00	\$24.78	\$42,825
11-9021	Construction Managers	49	\$46.67	\$40.13	\$46.56	\$52.91	\$97,067
47-1011	Construction Supervisors of Trades & Extraction Workers	208	\$35.77	\$29.22	\$34.13	\$40.33	\$74,412
49-9012	Control & Valve Installers & Repairers (Not Mech Door)	31	\$29.68	\$19.13	\$31.07	\$39.29	\$61,738
35-2011	Cooks, Fast Food		\$10.42	\$9.53	\$9.55	\$9.56	\$21,673
35-2012	Cooks, Institution & Cafeteria	443	\$14.37	\$12.05	\$14.02	\$16.51	\$29,889
35-2014	Cooks, Restaurant	503	\$11.66	\$9.91	\$11.10	\$12.79	\$24,259
35-2015	Cooks, Short Order	50	\$10.55	\$9.70	\$10.45	\$11.26	\$21,939
33-1011	Correctional Officer Supervisors	118	\$26.59	\$24.71	\$24.72	\$25.32	\$55,313
33-3012	Correctional Officers & Jailers	883	\$21.02	\$18.84	\$22.38	\$22.94	\$43,725
13-1051	Cost Estimators	48	\$30.29	\$22.13	\$30.13	\$38.40	\$63,008
21-1019	Counselors, All Other	24	\$15.41	\$11.78	\$13.94	\$18.34	\$32,052
41-2021	Counter & Rental Clerks	159	\$14.26	\$11.41	\$13.77	\$15.80	\$29,664
35-3022	Counter Attendants, Cafeteria/Concession & Coffee Shop	157	\$10.23	\$9.53	\$9.69	\$10.83	\$21,275
43-4031	Court, Municipal & License Clerks	162	\$20.22	\$18.57	\$20.71	\$22.66	\$42,044
13-2041	Credit Analysts	15	\$33.39	\$30.44	\$34.10	\$37.47	\$69,447
51-9021	Crush/Grind/Polishing Machine Setters/Operators & Tenders		\$14.67	\$12.21	\$14.02	\$16.74	\$30,514
43-4051	Customer Service Representatives	396	\$15.99	\$12.52	\$15.91	\$18.43	\$33,255
51-4031	Cut/Punch/Press Mach Setters/Oprs/Tenders, Metal/Plastic	14	\$16.33	\$14.03	\$15.98	\$18.30	\$33,945
43-9021	Data Entry Keyers	51	\$15.45	\$9.79	\$16.52	\$20.74	\$32,129
31-9091	Dental Assistants	191	\$21.11	\$17.23	\$20.56	\$25.32	\$43,909
29-2021	Dental Hygienists	116	\$48.07	\$43.39	\$48.92	\$54.26	\$99,998
29-1021	Dentists, General	25					
33-3021	Detectives & Criminal Investigators	30	\$33.77	\$31.24	\$34.18	\$37.53	\$70,232
29-2032	Diagnostic Medical Sonographers	19	\$38.82	\$34.04	\$39.18	\$44.33	\$80,763
29-1031	Dietitians & Nutritionists	23	\$27.55	\$24.57	\$29.06	\$33.86	\$57,299
35-9011	Dining Room & Cafeteria Attendants & Bartender Helpers	96	\$10.14	\$9.56	\$9.63	\$10.72	\$21,071
35-9021	Dishwashers	344	\$10.02	\$9.55	\$9.62	\$10.43	\$20,846
43-5032	Dispatchers (Except Police, Fire & Ambulance)	44	\$22.27	\$14.68	\$20.62	\$29.57	\$46,306
53-3031	Driver/Sales Workers	274	\$12.34	\$9.62	\$9.78	\$14.47	\$25,681
47-2081	Drywall & Ceiling Tile Installers	86	\$27.34	\$21.22	\$26.85	\$30.19	\$56,871
27-3041	Editors	18	\$30.64	\$23.79	\$27.23	\$30.76	\$63,748
11-9031	Educ Administrators, Preschool/Childcare Center/Program	20	\$18.74	\$15.95	\$17.61	\$20.18	\$38,977
11-9032	Education Administrators, Elementary & Secondary School	156					\$95,070
11-9033	Education Administrators, Postsecondary	24	\$35.06	\$29.52	\$34.22	\$38.88	\$72,935
25-9099	Education, Training & Library Workers, All Other	78	\$23.57	\$20.24	\$23.27	\$27.15	\$49,036
21-1012	Educational, Guidance, Vocational & School Counselors	90	\$28.01	\$22.78	\$28.96	\$33.69	\$58,263
51-2022	Electrical & Electronic Equipment Assemblers	28	\$16.71	\$13.96	\$16.42	\$18.44	\$34,769
17-3023	Electrical & Electronics Engineering Technicians	42	\$33.52	\$29.20	\$33.40	\$37.06	\$69,731
17-2071	Electrical Engineers	51	\$43.36	\$32.98	\$44.49	\$54.69	\$90,193
49-9051	Electrical Power Line Installers & Repairers	114	\$41.62	\$39.82	\$42.46	\$45.53	\$86,563
49-2094	Electrical/Electronics Repairers, Comm & Industrial Equip	52	\$30.17	\$24.75	\$28.12	\$33.86	\$62,752
49-2095	Electrical/Electronics Repairers, Powerhouse/Relay	22	\$41.87	\$39.37	\$42.52	\$45.69	\$87,101
47-2111	Electricians	139	\$29.73	\$24.57	\$29.17	\$35.09	\$61,846
17-2072	Electronics Engineers, Except Computer	11	\$35.33	\$30.90	\$35.59	\$42.16	\$73,472
25-2021	Elementary School Teachers, Except Special Education	831					\$59,236
43-4061	Eligibility Interviewers, Government Programs	28	\$20.53	\$14.37	\$18.57	\$26.81	\$42,693
29-2041	Emergency Medical Technicians & Paramedics	101	\$24.76	\$12.20	\$21.44	\$34.79	\$51,510
25-1123	English Language & Literature Teachers, Postsecondary	16					\$45,973
17-3025	Environmental Engineering Technicians	10	\$28.31	\$23.33	\$28.95	\$33.30	\$58,881
19-2041	Environmental Scientists & Specialists (Inc Health)	36	\$26.86	\$23.46	\$26.07	\$28.93	\$55,870
43-6011	Executive Secretaries & Administrative Assistants	145	\$23.36	\$19.46	\$22.31	\$26.41	\$48,589
45-4021	Fallers		\$19.13	\$15.70	\$20.58	\$22.26	\$39,795
29-1062	Family & General Practitioners	55					\$221,207
45-2092	Farm Workers & Laborers/Crop/Nursery & Greenhouse	403	\$18.12	\$11.70	\$17.08	\$24.74	\$37,698
45-2093	Farm Workers, Farm/Ranch/Aquacultural Animals		\$13.29	\$9.71	\$11.78	\$16.59	\$27,635
45-1011	Farming, Fishing & Forestry Worker Supervisors	81	\$30.16	\$25.55	\$30.77	\$34.77	\$62,738
43-4071	File Clerks	40	\$14.19	\$10.52	\$13.34	\$17.45	\$29,511



SOC code	Southwestern WA Nonmetropolitan Area Occupational title	Estimated employment	Average wage	Percentiles			Annual wage
				25th	50th	75th	
13-2051	Financial Analysts	37	\$25.80	\$20.81	\$24.21	\$28.18	\$53,659
11-3031	Financial Managers	190	\$40.96	\$29.64	\$36.64	\$49.40	\$85,204
33-2011	Fire Fighters	255	\$28.14	\$24.12	\$27.96	\$32.42	\$58,542
33-1021	Fire Fighting & Prevention Worker Supervisors	72					
33-3031	Fish & Game Wardens	16	\$29.64	\$26.26	\$31.99	\$33.61	\$61,669
45-3011	Fishers & Related Fishing Workers		\$20.87	\$13.16	\$18.85	\$28.76	\$43,413
39-9031	Fitness Trainers & Aerobics Instructors	130	\$22.40	\$17.57	\$21.79	\$27.44	\$46,586
27-1023	Floral Designers	59	\$13.14	\$9.62	\$13.05	\$14.92	\$27,337
51-3092	Food Batchmakers	71	\$14.55	\$12.84	\$13.97	\$15.11	\$30,270
51-3093	Food Cooking Machine Operators & Tenders		\$17.00	\$14.34	\$16.66	\$19.37	\$35,359
35-1012	Food Preparation & Serving Worker Supervisors	359	\$19.31	\$13.89	\$19.49	\$22.79	\$40,169
35-2021	Food Preparation Workers	539	\$11.32	\$9.56	\$9.63	\$11.48	\$23,554
35-3041	Food Servers, Nonrestaurant	79	\$10.28	\$9.55	\$9.61	\$10.75	\$21,387
11-9051	Food Service Managers	30	\$27.84	\$18.86	\$27.84	\$33.57	\$57,918
19-4093	Forest & Conservation Technicians	52	\$19.80	\$14.70	\$17.54	\$24.83	\$41,198
45-4011	Forest & Conservation Workers	137	\$15.85	\$9.59	\$16.56	\$20.10	\$32,975
19-1032	Foresters	48	\$32.47	\$27.49	\$31.68	\$36.63	\$67,530
51-9051	Furnace/Kiln/Oven/Drier & Kettle Operators & Tenders	79	\$17.26	\$13.58	\$15.68	\$20.33	\$35,899
43-3041	Gaming Cage Workers		\$13.91	\$10.26	\$12.40	\$16.67	\$28,932
11-1021	General & Operations Managers	585	\$49.40	\$34.46	\$43.39	\$55.30	\$102,745
27-1024	Graphic Designers	58	\$20.34	\$15.48	\$17.92	\$21.73	\$42,303
39-5012	Hairdressers, Hairstylists & Cosmetologists	134	\$13.44	\$11.04	\$12.76	\$14.37	\$27,948
29-1199	Health Diagnosing & Treating Practitioners, All Other		\$43.22	\$28.92	\$47.65	\$54.35	\$89,878
21-1091	Health Educators	21	\$36.61	\$28.02	\$34.23	\$45.91	\$76,169
29-2099	Health Technologists & Technicians, All Other	104	\$20.99	\$16.92	\$19.04	\$23.00	\$43,662
29-9099	Healthcare Practitioners & Technical Workers, All Other	37	\$20.47	\$15.31	\$18.56	\$24.94	\$42,577
21-1022	Healthcare Social Workers	42	\$29.18	\$24.42	\$28.64	\$34.09	\$60,706
31-9099	Healthcare Support Workers, All Other	100	\$18.30	\$15.96	\$18.27	\$21.29	\$38,054
49-9021	Heating/Air Cond/Refrigeration Mechanics & Installers	149	\$27.78	\$21.90	\$27.33	\$32.27	\$57,783
53-1021	Helper/Laborer & Material Mover(hand) Supervisors	45	\$24.87	\$18.26	\$22.77	\$30.69	\$51,739
47-4051	Highway Maintenance Workers	157	\$21.83	\$20.41	\$20.95	\$23.16	\$45,389
31-1011	Home Health Aides		\$12.35	\$10.80	\$12.15	\$13.72	\$25,700
35-9031	Hosts & Hostesses, Restaurant, Lounge & Coffee Shop		\$10.11	\$9.53	\$9.55	\$9.67	\$21,019
43-4081	Hotel, Motel & Resort Desk Clerks	165	\$11.23	\$10.09	\$10.96	\$11.84	\$23,381
37-1011	Housekeeping & Janitorial Worker Supervisors	72	\$16.88	\$12.27	\$14.79	\$20.70	\$35,100
13-1071	Human Resource Specialists	146	\$25.49	\$21.10	\$24.73	\$27.79	\$53,010
43-4161	Human Resources Assistants, Except Payroll & Timekeeping	42	\$17.67	\$13.20	\$17.82	\$21.66	\$36,746
11-3121	Human Resources Managers	44	\$47.39	\$40.92	\$48.62	\$56.11	\$98,578
49-9041	Industrial Machinery Mechanics	232	\$26.76	\$23.12	\$26.65	\$29.57	\$55,674
11-3051	Industrial Production Managers	69	\$40.18	\$30.13	\$35.71	\$46.91	\$83,592
53-7051	Industrial Truck & Tractor Operators	229	\$17.08	\$11.59	\$15.36	\$20.19	\$35,533
43-4199	Information & Record Clerks, All Other	63	\$15.91	\$13.80	\$15.18	\$16.47	\$33,093
51-9061	Inspectors, Testers, Sorters, Samplers & Weighers	81	\$18.28	\$13.93	\$16.96	\$19.65	\$38,016
49-9098	Installation, Maintenance & Repair Helpers	67	\$20.66	\$15.73	\$21.82	\$25.67	\$42,957
49-9099	Installation, Maintenance & Repair Workers, All Other	20	\$24.81	\$19.00	\$26.74	\$28.87	\$51,618
25-9031	Instructional Coordinators	48	\$27.12	\$19.04	\$27.13	\$34.21	\$56,417
41-3021	Insurance Sales Agents	167	\$19.31	\$14.52	\$18.66	\$23.80	\$40,174
27-3091	Interpreters & Translators	16	\$19.87	\$13.76	\$19.62	\$22.80	\$41,340
43-4111	Interviewers, Except Eligibility & Loan	92	\$17.98	\$15.98	\$17.74	\$20.17	\$37,396
37-2011	Janitors & Cleaners, Except Maids & Housekeeping	957	\$13.66	\$10.62	\$13.27	\$16.38	\$28,428
23-1023	Judges, Magistrate Judges & Magistrates	57	\$58.03	\$37.37	\$58.82	\$78.67	\$120,703
25-2012	Kindergarten Teachers, Except Special Education	120					\$55,200
53-7062	Laborers & Freight, Stock & Material Movers, Hand	1,071	\$16.98	\$11.37	\$16.04	\$19.30	\$35,309
37-3011	Landscaping & Groundskeeping Workers	462	\$14.08	\$10.91	\$13.62	\$16.80	\$29,296
37-1012	Landscaping/Lawn & Groundskeeping Worker Supervisors		\$23.86	\$14.38	\$22.54	\$32.03	\$49,641
51-6011	Laundry & Dry-Cleaning Workers	82	\$11.81	\$9.62	\$10.64	\$13.63	\$24,570
23-1011	Lawyers	145	\$35.54	\$22.56	\$35.06	\$45.77	\$73,928
43-6012	Legal Secretaries	96	\$24.28	\$22.07	\$25.59	\$27.88	\$50,507
23-2099	Legal Support Workers, All Other	22	\$22.39	\$17.33	\$22.99	\$27.31	\$46,561
11-1031	Legislators	51					\$101,802
25-4021	Librarians	15	\$29.17	\$25.96	\$29.60	\$32.76	\$60,676
25-4031	Library Technicians	10	\$22.03	\$21.02	\$21.46	\$23.30	\$45,821

SOC code	Southwestern WA Nonmetropolitan Area Occupational title	Estimated employment	Average wage	Percentiles			Annual wage
				25th	50th	75th	
43-4131	Loan Interviewers & Clerks	62	\$16.94	\$14.28	\$16.84	\$19.29	\$35,234
13-2072	Loan Officers	86	\$27.68	\$18.59	\$23.70	\$38.56	\$57,573
11-9081	Lodging Managers	35	\$25.93	\$24.78	\$26.99	\$29.20	\$53,923
45-4023	Log Graders & Scalers	61	\$17.72	\$13.86	\$18.29	\$21.48	\$36,867
45-4022	Logging Equipment Operators	576	\$23.03	\$20.71	\$22.47	\$24.41	\$47,902
53-7063	Machine Feeders & Offbearers	202	\$14.68	\$12.53	\$14.02	\$16.35	\$30,531
51-4041	Machinists	100	\$20.37	\$16.24	\$20.01	\$25.46	\$42,362
37-2012	Maids & Housekeeping Cleaners	623	\$11.27	\$9.63	\$10.46	\$11.95	\$23,441
49-9071	Maintenance & Repair Workers, General	814	\$19.44	\$14.45	\$19.01	\$23.95	\$40,432
49-9043	Maintenance Workers, Machinery	43	\$19.72	\$16.03	\$19.20	\$22.17	\$41,020
13-1111	Management Analysts	47	\$38.20	\$28.21	\$37.93	\$50.50	\$79,444
11-9199	Managers, All Other	85	\$35.79	\$28.22	\$33.33	\$41.67	\$74,456
13-1161	Market Research Analysts & Marketing Specialists	66	\$25.69	\$20.07	\$25.92	\$29.50	\$53,436
11-2021	Marketing Managers	13	\$48.20	\$33.70	\$42.05	\$58.38	\$100,251
21-1013	Marriage & Family Therapists		\$22.43	\$16.61	\$18.25	\$22.99	\$46,653
31-9011	Massage Therapists		\$35.87	\$31.63	\$35.53	\$41.46	\$74,595
51-3022	Meat, Poultry & Fish Cutters & Trimmers	458	\$10.41	\$9.65	\$9.75	\$9.86	\$21,659
17-3013	Mechanical Drafters	17	\$22.89	\$18.97	\$22.43	\$26.92	\$47,596
17-2141	Mechanical Engineers	35	\$38.49	\$29.59	\$41.19	\$46.04	\$80,053
49-1011	Mechanics, Installers & Repairers Supervisors	255	\$32.88	\$27.50	\$31.76	\$37.94	\$68,391
29-2012	Medical & Clinical Laboratory Technicians	35	\$25.80	\$20.30	\$25.06	\$29.89	\$53,649
29-2011	Medical & Clinical Laboratory Technologists	55	\$34.88	\$30.67	\$35.17	\$40.83	\$72,549
11-9111	Medical & Health Services Managers	101	\$39.51	\$31.30	\$36.18	\$45.36	\$82,192
31-9092	Medical Assistants	167	\$16.02	\$14.30	\$16.19	\$17.83	\$33,333
31-9093	Medical Equipment Preparers	20	\$19.10	\$16.06	\$19.34	\$22.05	\$39,719
49-9062	Medical Equipment Repairers		\$15.79	\$13.06	\$14.70	\$18.64	\$32,836
29-2071	Medical Records & Health Information Technicians	121	\$18.43	\$13.23	\$18.55	\$22.54	\$38,338
43-6013	Medical Secretaries	197	\$18.43	\$14.81	\$17.40	\$21.93	\$38,319
31-9094	Medical Transcriptionists	58	\$20.84	\$16.26	\$20.28	\$23.27	\$43,347
13-1121	Meeting, Convention & Event Planners	14	\$22.23	\$18.38	\$22.51	\$26.59	\$46,227
21-1023	Mental Health & Substance Abuse Social Workers	50	\$17.18	\$13.10	\$14.29	\$17.84	\$35,722
21-1014	Mental Health Counselors	90	\$20.86	\$15.78	\$19.60	\$26.91	\$43,378
27-1026	Merchandise Displayers & Window Trimmers	27	\$13.42	\$10.44	\$11.42	\$14.90	\$27,925
43-5041	Meter Readers, Utilities	29	\$23.05	\$20.68	\$22.66	\$25.67	\$47,930
25-2022	Middle School Teachers (Except Special Ed & Vocational)	214					\$60,980
49-9044	Millwrights	79	\$28.03	\$21.00	\$25.97	\$37.99	\$58,311
51-9023	Mixing & Blending Machine Setters, Operators & Tenders	29	\$19.72	\$13.90	\$19.67	\$24.34	\$40,998
49-3042	Mobile Heavy Equipment Mechanics, Except Engines	225	\$25.53	\$20.44	\$24.62	\$31.19	\$53,108
51-4072	Mold/Coremaking/Casting Mach Set/Oprs/Tend, Metal & Plastic	31	\$14.43	\$12.87	\$14.03	\$15.24	\$30,016
11-9121	Natural Sciences Managers		\$45.68	\$41.85	\$44.93	\$47.84	\$95,009
15-1142	Network & Computer Systems Administrators	79	\$32.68	\$28.77	\$33.68	\$37.19	\$67,966
43-4141	New Accounts Clerks		\$17.22	\$13.76	\$16.96	\$20.86	\$35,813
39-2021	Nonfarm Animal Caretakers	67	\$12.25	\$9.97	\$11.19	\$13.48	\$25,485
29-1171	Nurse Practitioners	55	\$44.17	\$39.71	\$44.26	\$51.41	\$91,866
29-2061	Nurses, Practical & Vocational (Licensed)	233	\$23.02	\$20.22	\$22.85	\$26.42	\$47,869
31-1014	Nursing Assistants	651	\$14.72	\$11.37	\$14.91	\$17.61	\$30,615
29-9011	Occupational Health & Safety Specialists	31	\$33.10	\$26.75	\$30.93	\$40.00	\$68,848
29-1122	Occupational Therapists	63	\$40.50	\$35.61	\$41.81	\$46.26	\$84,241
31-2011	Occupational Therapy Assistants	16	\$28.45	\$26.26	\$28.56	\$30.66	\$59,185
43-1011	Office & Administrative Support Worker Supervisors	469	\$24.84	\$18.95	\$23.20	\$29.34	\$51,685
43-9199	Office & Administrative Support Workers, All Other	120	\$14.67	\$12.99	\$14.08	\$15.30	\$30,526
43-9061	Office Clerks, General	1,038	\$14.85	\$12.18	\$14.19	\$16.95	\$30,891
47-2073	Operating Engineers & Construction Equipment Operators	293	\$26.23	\$20.82	\$23.29	\$32.03	\$54,560
29-2081	Opticians, Dispensing	36	\$18.67	\$11.51	\$18.56	\$25.80	\$38,835
29-1041	Optometrists	14	\$59.96	\$46.22	\$57.86	\$71.20	\$124,698
43-4151	Order Clerks	45	\$16.84	\$14.60	\$17.06	\$19.11	\$35,031
51-9111	Packaging & Filling Machine Operators & Tenders	135	\$17.00	\$13.01	\$16.94	\$21.14	\$35,359
53-7064	Packers & Packagers, Hand	741	\$10.96	\$9.65	\$9.76	\$11.30	\$22,794
47-2141	Painters, Construction & Maintenance	92	\$19.21	\$16.26	\$18.45	\$22.05	\$39,957
51-9122	Painters, Transportation Equipment	46	\$20.33	\$16.13	\$19.71	\$22.95	\$42,281
23-2011	Paralegals & Legal Assistants	55	\$24.53	\$21.86	\$24.84	\$27.67	\$51,023
41-2022	Parts Salespersons	149	\$14.27	\$11.22	\$13.37	\$16.16	\$29,695

SOC code	Southwestern WA Nonmetropolitan Area Occupational title	Estimated employment	Average wage	Percentiles			Annual wage
				25th	50th	75th	
47-2071	Paving, Surfacing & Tamping Equipment Operators	33	\$35.74	\$29.21	\$38.01	\$42.71	\$74,331
43-3051	Payroll & Timekeeping Clerks	89	\$20.86	\$17.48	\$21.18	\$23.78	\$43,404
39-9021	Personal Care Aides	326	\$11.04	\$10.26	\$10.93	\$11.61	\$22,951
39-1021	Personal Service Worker Supervisors	80	\$18.28	\$13.63	\$15.79	\$20.54	\$38,023
37-3012	Pesticide Handlers, Sprayers & Applicators, Vegetation	14	\$16.61	\$13.30	\$15.40	\$19.21	\$34,538
29-1051	Pharmacists	169	\$57.02	\$50.88	\$58.32	\$66.72	\$118,584
31-9095	Pharmacy Aides	63	\$13.20	\$9.71	\$12.96	\$16.07	\$27,457
29-2052	Pharmacy Technicians	207	\$19.05	\$16.41	\$18.50	\$22.22	\$39,626
31-9097	Phlebotomists	57	\$18.18	\$16.31	\$17.92	\$20.23	\$37,819
31-2021	Physical Therapist Assistants	12	\$27.69	\$25.58	\$27.79	\$30.00	\$57,591
29-1123	Physical Therapists	52	\$45.62	\$39.89	\$45.38	\$53.36	\$94,877
29-1071	Physician Assistants	52	\$41.33	\$38.65	\$42.82	\$47.89	\$85,974
29-1069	Physicians & Surgeons, All Other	41					\$232,990
47-3015	Pipelayer, Plumber, Pipefitter & Steamfitter Helpers	27	\$13.79	\$10.87	\$12.40	\$14.43	\$28,679
47-2151	Pipelayers	110	\$22.18	\$17.12	\$19.58	\$27.37	\$46,139
47-2152	Plumbers, Pipefitters, & Steamfitters	112	\$26.92	\$21.87	\$26.25	\$29.34	\$55,979
33-1012	Police & Detective Supervisors	90	\$37.75	\$33.01	\$38.05	\$43.16	\$78,509
33-3051	Police & Sheriff's Patrol Officers	437	\$29.76	\$24.23	\$31.21	\$35.17	\$61,893
43-5031	Police, Fire & Ambulance Dispatchers	58	\$21.37	\$19.73	\$21.40	\$23.08	\$44,459
43-5051	Postal Service Clerks	92	\$21.95	\$14.35	\$25.87	\$27.13	\$45,667
43-5052	Postal Service Mail Carriers	147	\$24.99	\$20.24	\$26.60	\$27.92	\$51,979
43-5053	Postal Svc Mail Sorters/Processors/Processing Mach Oprs	28	\$13.34	\$12.18	\$12.19	\$13.08	\$27,755
11-9131	Postmasters & Mail Superintendents	44	\$29.19	\$25.49	\$28.25	\$32.68	\$60,716
51-8012	Power Distributors & Dispatchers	14	\$43.38	\$41.52	\$42.83	\$46.05	\$90,230
51-8013	Power Plant Operators		\$41.90	\$39.77	\$42.85	\$45.93	\$87,167
51-5111	Prepress Technicians & Workers	13	\$15.04	\$11.49	\$14.69	\$18.13	\$31,288
25-2011	Preschool Teachers, Except Special Education	151	\$13.17	\$10.56	\$12.34	\$15.26	\$27,397
51-5112	Printing Press Operators	49	\$14.24	\$10.80	\$12.51	\$15.20	\$29,629
21-1092	Probation Officers & Correctional Treatment Specialists	207	\$24.99	\$24.31	\$24.90	\$25.87	\$51,996
27-2012	Producers & Directors	11	\$32.27	\$14.72	\$25.74	\$50.66	\$67,135
51-1011	Production & Operating Worker Supervisors	334	\$28.65	\$21.01	\$28.34	\$35.21	\$59,584
51-9198	Production Worker Helpers		\$15.45	\$10.67	\$11.82	\$18.82	\$32,123
51-9199	Production Workers, All Other	50	\$14.17	\$11.29	\$12.90	\$15.18	\$29,476
43-5061	Production, Planning & Expediting Clerks	71	\$22.90	\$18.11	\$22.72	\$27.43	\$47,646
11-9141	Property, Real Estate & Community Association Managers	26	\$24.39	\$17.04	\$20.89	\$27.90	\$50,709
33-1099	Protective Service Worker Supervisors, All Other	40	\$23.90	\$20.25	\$22.76	\$26.80	\$49,723
33-9099	Protective Service Workers, All Other	77	\$15.62	\$12.61	\$14.18	\$17.08	\$32,505
25-1066	Psychology Teachers, Postsecondary	10					\$43,013
11-2031	Public Relations & Fundraising Managers	19	\$45.11	\$30.26	\$43.71	\$50.53	\$93,823
27-3031	Public Relations Specialists	54					
13-1023	Purchasing Agents, Except Wholesale/Retail/Farm Products	85	\$27.31	\$18.59	\$25.62	\$35.46	\$56,792
11-3061	Purchasing Managers	15	\$44.77	\$35.52	\$45.77	\$53.83	\$93,113
27-3011	Radio & Television Announcers	21	\$14.85	\$10.92	\$13.47	\$17.53	\$30,885
29-2034	Radiologic Technologists	80	\$32.69	\$26.10	\$32.59	\$38.61	\$67,987
41-9021	Real Estate Brokers	17					
41-9022	Real Estate Sales Agents	52	\$20.79	\$13.01	\$15.19	\$29.21	\$43,244
43-4171	Receptionists & Information Clerks	383	\$14.42	\$12.26	\$14.10	\$16.61	\$29,988
39-9032	Recreation Workers	113	\$14.08	\$10.62	\$11.74	\$16.06	\$29,296
29-1125	Recreational Therapists		\$23.40	\$21.56	\$23.45	\$24.21	\$48,681
53-7081	Refuse & Recyclable Material Collectors		\$25.59	\$21.33	\$23.63	\$30.20	\$53,223
29-1141	Registered Nurses	1,134	\$34.20	\$26.53	\$33.16	\$41.04	\$71,130
21-1015	Rehabilitation Counselors	100	\$25.08	\$22.48	\$25.54	\$28.86	\$52,159
27-3022	Reporters & Correspondents	29	\$14.52	\$12.78	\$14.07	\$16.02	\$30,196
29-1126	Respiratory Therapists	41	\$31.32	\$27.39	\$31.57	\$35.34	\$65,158
41-2031	Retail Salespersons	2,213	\$13.23	\$10.29	\$11.91	\$14.64	\$27,516
47-5051	Rock Splitters, Quarry	46	\$19.58	\$17.02	\$19.14	\$22.22	\$40,728
47-2181	Roofers	69	\$20.19	\$15.34	\$18.93	\$24.71	\$41,984
41-9099	Sales & Related Workers, All Other	18	\$13.81	\$12.93	\$14.05	\$15.18	\$28,721
11-2022	Sales Managers	31	\$57.01	\$35.83	\$55.59	\$78.67	\$118,563
41-3099	Sales Reps, Services, All Other	90	\$21.37	\$14.03	\$18.68	\$25.57	\$44,428
41-4012	Sales Reps/Wholesale/Mfg, Except Tech/Science Products	544	\$27.91	\$18.45	\$25.25	\$33.89	\$58,060
41-1012	Sales Worker Supervisors, Non-Retail	69	\$28.77	\$24.30	\$27.64	\$30.62	\$59,852

SOC code	Southwestern WA Nonmetropolitan Area Occupational title	Estimated employment	Average wage	Percentiles			Annual wage
				25th	50th	75th	
41-1011	Sales Worker Supervisors, Retail	491	\$21.53	\$15.07	\$21.41	\$26.50	\$44,794
51-7041	Sawing Machine Setters/Operators & Tenders, Wood	382	\$19.37	\$14.25	\$19.72	\$23.91	\$40,275
25-2031	Secondary School Teachers, Except Spec/Voc/Tech Educ	462					\$62,613
43-6014	Secretaries & Admin Assts, Except Legal/Medical & Exec	848	\$17.17	\$14.71	\$16.99	\$19.10	\$35,711
41-3031	Securities, Commodities & Financial Services Sales Agents		\$37.72	\$26.92	\$39.13	\$45.32	\$78,461
33-9032	Security Guards	220	\$14.54	\$10.17	\$11.53	\$17.28	\$30,247
25-3021	Self-Enrichment Education Teachers	70	\$18.50	\$13.11	\$17.44	\$22.65	\$38,490
47-4071	Septic Tank Servicers & Sewer Pipe Cleaners	76	\$18.51	\$15.91	\$17.86	\$21.27	\$38,518
51-6031	Sewing Machine Operators	28	\$14.84	\$10.59	\$12.78	\$18.30	\$30,861
47-2211	Sheet Metal Workers	33	\$31.46	\$21.51	\$29.23	\$43.40	\$65,424
43-5071	Shipping, Receiving & Traffic Clerks	194	\$15.97	\$13.57	\$15.79	\$18.04	\$33,235
11-9151	Social & Community Service Managers	101	\$26.15	\$20.55	\$25.20	\$32.04	\$54,399
21-1093	Social & Human Service Assistants	270	\$13.31	\$10.80	\$11.88	\$15.35	\$27,691
25-2052	Special Ed Teachers, Kindergarten & Elementary School	88					\$56,559
25-2053	Special Education Teachers, Middle School	22					\$58,881
25-2051	Special Education Teachers, Preschool	23					\$61,355
25-2054	Special Education Teachers, Secondary School	58					\$60,524
29-1127	Speech-Language Pathologists	32	\$38.06	\$33.28	\$36.90	\$43.15	\$79,161
51-8021	Stationary Engineers & Boiler Operators	16	\$27.31	\$25.90	\$27.20	\$29.10	\$56,795
43-5081	Stock Clerks & Order Fillers	595	\$14.76	\$10.60	\$12.42	\$19.26	\$30,698
21-1011	Substance Abuse & Behavioral Disorder Counselors	59	\$19.12	\$15.58	\$20.46	\$22.55	\$39,778
25-3098	Substitute Teachers	653	\$15.96	\$14.45	\$16.34	\$17.77	\$33,207
29-2055	Surgical Technologists	53	\$22.07	\$19.00	\$21.82	\$25.47	\$45,923
17-3031	Surveying & Mapping Technicians	77	\$20.39	\$16.95	\$19.14	\$22.56	\$42,414
17-1022	Surveyors	18	\$36.16	\$30.36	\$34.91	\$40.50	\$75,216
43-2011	Switchboard Operators, Including Answering Service	37	\$15.79	\$13.04	\$14.71	\$18.11	\$32,839
13-2081	Tax Examiners, Collectors & Revenue Agents		\$22.89	\$21.58	\$23.29	\$24.46	\$47,606
25-9041	Teacher Assistants	1,322					\$28,787
25-3097	Teachers & Instructors, All Other, Exc Substitute Teachers	55					\$42,039
51-2092	Team Assemblers		\$14.51	\$11.17	\$13.46	\$17.56	\$30,189
49-2022	Telecom Equip Installers/Repairers, Except Line	112	\$26.44	\$22.20	\$27.46	\$31.91	\$54,984
49-9052	Telecommunications Line Installers & Repairers		\$22.98	\$18.95	\$22.34	\$26.67	\$47,794
43-3071	Tellers	393	\$13.56	\$11.60	\$13.26	\$14.91	\$28,192
49-3093	Tire Repairers & Changers		\$14.62	\$12.72	\$14.19	\$16.47	\$30,423
23-2093	Title Examiners, Abstractors, & Searchers	56	\$22.40	\$14.47	\$18.54	\$31.92	\$46,592
51-4194	Tool Grinders, Filers & Sharpeners	103	\$21.54	\$18.83	\$21.72	\$25.03	\$44,805
13-1151	Training & Development Specialists	34	\$34.92	\$22.82	\$29.58	\$44.62	\$72,631
53-6051	Transportation Inspectors	11	\$31.26	\$24.78	\$32.13	\$36.74	\$65,027
11-3071	Transportation, Storage & Distribution Managers	18	\$51.81	\$33.79	\$37.17	\$77.62	\$107,785
53-1031	Transportation/Material Moving Vehicle Operator Supervisors	130	\$29.40	\$20.19	\$27.70	\$35.13	\$61,153
37-3013	Tree Trimmers & Pruners		\$24.47	\$21.12	\$22.96	\$25.46	\$50,898
53-3032	Truck Drivers, Heavy & Tractor-Trailer	1,454	\$21.82	\$17.63	\$21.13	\$25.89	\$45,374
53-3033	Truck Drivers, Light or Delivery Services	384	\$16.19	\$10.10	\$13.72	\$20.07	\$33,662
19-3051	Urban & Regional Planners	47	\$34.86	\$30.76	\$35.03	\$40.35	\$72,509
29-1131	Veterinarians	36	\$37.64	\$32.76	\$39.89	\$44.33	\$78,299
31-9096	Veterinary Assistants & Laboratory Animal Caretakers	50	\$11.44	\$10.21	\$11.24	\$12.46	\$23,799
29-2056	Veterinary Technologists & Technicians	40	\$19.80	\$18.07	\$20.36	\$22.18	\$41,187
25-1194	Vocational Education Teachers, Postsecondary	76	\$23.27	\$18.50	\$23.45	\$27.81	\$48,407
35-3031	Waiters & Waitresses	834	\$13.09	\$9.66	\$11.11	\$16.05	\$27,222
51-8031	Water & Wastewater Treatment Plant & System Operators	162	\$27.17	\$24.72	\$27.29	\$29.79	\$56,500
15-1134	Web Developers	43	\$24.71	\$19.61	\$23.06	\$28.65	\$51,388
43-5111	Weighers/Measurers/Checkers & Samplers, Recordkeeping		\$16.92	\$15.55	\$16.97	\$18.40	\$35,184
51-4121	Welders, Cutters, Solderers & Brazers	145	\$21.52	\$17.14	\$20.39	\$24.68	\$44,764
51-7042	Woodworking Mach Setters/Oprs & Tenders, Except Sawing	419	\$18.06	\$14.46	\$18.34	\$21.72	\$37,558
19-1023	Zoologists & Wildlife Biologists	71	\$27.06	\$23.36	\$28.18	\$29.61	\$56,285

# Central WA Nonmetropolitan Area

## 2015 Occupational Employment and Wage Estimates

Includes Adams, Grant, Kittitas,  
Klickitat and Okanogan counties



SOC code	Central WA Nonmetropolitan Area Occupational title	Estimated employment	Average wage	Percentiles			Annual wage
				25th	50th	75th	
13-2011	Accountants & Auditors	298	\$30.40	\$23.05	\$28.11	\$35.42	\$63,231
11-3011	Administrative Services Managers	75	\$37.07	\$24.92	\$36.39	\$48.61	\$77,112
25-3011	Adult Literacy, Remedial Ed, GED Teachers/Instructors	236	\$26.58	\$22.09	\$27.19	\$32.05	\$55,282
41-3011	Advertising Sales Agents	29	\$19.71	\$12.12	\$20.18	\$26.38	\$40,991
19-4011	Agricultural & Food Science Technicians	69	\$17.31	\$12.76	\$16.50	\$19.90	\$36,006
45-2091	Agricultural Equipment Operators		\$15.96	\$11.16	\$14.53	\$21.09	\$33,188
45-2011	Agricultural Inspectors	30	\$20.09	\$16.84	\$21.63	\$23.68	\$41,771
45-2099	Agricultural Workers, All Other	10	\$20.03	\$14.02	\$18.76	\$26.12	\$41,670
49-3011	Aircraft Mechanics & Service Technicians		\$31.11	\$25.40	\$30.07	\$40.62	\$64,709
39-3091	Amusement & Recreation Attendants	56	\$11.96	\$10.36	\$11.45	\$13.29	\$24,872
33-9011	Animal Control Workers	12	\$19.64	\$19.07	\$20.96	\$22.83	\$40,854
13-2021	Appraisers & Assessors of Real Estate	52	\$32.41	\$24.34	\$33.44	\$39.19	\$67,409
17-3011	Architectural & Civil Drafters	20	\$28.10	\$21.85	\$31.24	\$34.77	\$58,445
11-9041	Architectural & Engineering Managers	36	\$57.78	\$42.56	\$52.35	\$66.25	\$120,165
25-1121	Art, Drama & Music Teachers Postsecondary	61					\$58,962
27-1019	Artists & Related Workers, All Other	12	\$16.62	\$13.79	\$15.42	\$16.96	\$34,566
53-6031	Automotive & Watercraft Service Attendants	53	\$13.67	\$11.17	\$13.13	\$16.04	\$28,437
49-3021	Automotive Body & Related Repairers	79	\$18.22	\$15.87	\$17.70	\$20.95	\$37,897
49-3023	Automotive Service Technicians & Mechanics	366	\$20.08	\$14.60	\$19.76	\$25.58	\$41,750
51-3011	Bakers	115	\$11.49	\$9.85	\$10.85	\$11.86	\$23,899
35-3011	Bartenders	512	\$12.31	\$9.69	\$11.05	\$13.57	\$25,597
43-3011	Bill & Account Collectors	56	\$18.73	\$14.76	\$17.43	\$21.63	\$38,969
43-3021	Billing & Posting Clerks & Machine Operators	194	\$18.01	\$16.12	\$17.66	\$19.28	\$37,457
25-1042	Biological Science Teachers, Postsecondary	28					\$71,059
19-1029	Biological Scientists, All Other	26	\$33.26	\$26.48	\$33.93	\$38.39	\$69,173
43-3031	Bookkeeping, Accounting & Auditing Clerks	1,102	\$17.43	\$13.82	\$17.15	\$20.99	\$36,259
13-2031	Budget Analysts	13	\$29.51	\$23.36	\$29.17	\$34.25	\$61,376
49-3031	Bus & Truck Mechanics & Diesel Engine Specialists	208	\$22.17	\$20.00	\$22.11	\$24.11	\$46,111
53-3022	Bus Drivers, School or Special Client	532	\$16.99	\$15.89	\$17.13	\$18.38	\$35,340
13-1199	Business Operations Specialists, All Other	247	\$30.74	\$24.24	\$29.20	\$36.74	\$63,941
51-3021	Butchers & Meat Cutters	102	\$15.66	\$12.14	\$16.35	\$18.50	\$32,581
13-1021	Buyers & Purchasing Agents, Farm Products	18	\$51.37	\$29.48	\$34.44	\$54.50	\$106,842
25-2032	Career/Technical Education Teachers, Secondary School	124					\$62,268
43-5011	Cargo & Freight Agents		\$23.37	\$18.61	\$24.93	\$27.38	\$48,620
47-2031	Carpenters	352	\$24.94	\$19.93	\$24.59	\$28.27	\$51,875
41-2011	Cashiers	2,368	\$11.64	\$10.01	\$10.90	\$12.18	\$24,205
47-2051	Cement Masons & Concrete Finishers	108	\$20.33	\$15.89	\$18.20	\$23.09	\$42,288
51-9011	Chemical Equipment Operators & Tenders		\$26.44	\$24.08	\$26.90	\$29.45	\$54,993
19-4031	Chemical Technicians	29	\$23.78	\$17.13	\$19.68	\$29.01	\$49,451
25-1052	Chemistry Teachers, Postsecondary	17					\$64,762
19-2031	Chemists	25	\$33.94	\$24.89	\$30.07	\$41.71	\$70,593
11-1011	Chief Executives	98					\$157,814
21-1021	Child, Family & School Social Workers	233	\$19.91	\$13.49	\$20.44	\$26.83	\$41,410
29-1011	Chiropractors	13	\$31.14	\$14.48	\$27.56	\$49.91	\$64,762
17-3022	Civil Engineering Technicians	28	\$26.15	\$23.14	\$26.33	\$29.04	\$54,399
17-2051	Civil Engineers	115	\$37.74	\$31.59	\$37.76	\$44.32	\$78,501
53-7061	Cleaners of Vehicles & Equipment	173	\$11.24	\$9.72	\$10.21	\$11.64	\$23,384
51-9192	Cleaning/Washing/Metal Pickling Equipment Oprs & Tenders	218	\$13.96	\$12.50	\$13.87	\$15.30	\$29,059
19-3031	Clinical, Counseling & School Psychologists	22	\$31.94	\$30.29	\$33.30	\$36.05	\$66,425
27-2022	Coaches & Scouts	385					\$35,641
51-9121	Coating/Painting/Spraying Machine Setters/Oprs/Tenders	15	\$15.99	\$9.72	\$13.77	\$21.50	\$33,252
35-3021	Combined Food Prep & Serving Workers, Inc Fast Food	1,473	\$11.07	\$9.67	\$10.54	\$11.99	\$23,012
53-2012	Commercial Pilots	20					\$75,153

SOC code	Central WA Nonmetropolitan Area Occupational title	Estimated employment	Average wage	Percentiles			Annual wage
				25th	50th	75th	
25-1122	Communications Teachers, Postsecondary						\$54,856
13-1141	Compensation, Benefits & Job Analysis Specialists	20	\$23.94	\$19.87	\$22.39	\$26.81	\$49,796
13-1041	Compliance Officers (Except Agric/Const/Safety/Trans)		\$31.89	\$28.09	\$33.08	\$36.44	\$66,324
11-3021	Computer & Information Systems Managers	42	\$49.55	\$38.22	\$45.84	\$61.85	\$103,060
15-1143	Computer Network Architects	11	\$45.99	\$32.00	\$38.86	\$64.78	\$95,658
15-1152	Computer Network Support Specialists	60	\$28.16	\$21.22	\$27.14	\$33.81	\$58,557
15-1199	Computer Occupations, All Other	32	\$35.42	\$31.93	\$36.13	\$38.40	\$73,655
15-1131	Computer Programmers		\$33.72	\$29.18	\$33.06	\$36.85	\$70,136
25-1021	Computer Science Teachers, Postsecondary	27					\$58,121
15-1121	Computer Systems Analysts	61	\$34.09	\$31.64	\$34.74	\$36.68	\$70,907
15-1151	Computer User Support Specialists	131	\$23.14	\$16.73	\$21.30	\$27.94	\$48,133
49-2011	Computer, Automated Teller & Office Machine Repairers	24	\$16.05	\$13.18	\$14.47	\$20.17	\$33,394
19-1031	Conservation Scientists	156	\$22.50	\$18.44	\$22.00	\$25.38	\$46,795
47-4011	Construction & Building Inspectors	56	\$28.28	\$21.48	\$23.81	\$33.45	\$58,827
47-4099	Construction & Related Workers, All Other		\$19.56	\$16.06	\$17.26	\$18.46	\$40,677
47-2061	Construction Laborers	523	\$17.18	\$12.70	\$16.88	\$18.80	\$35,732
11-9021	Construction Managers	29	\$41.28	\$33.87	\$40.61	\$47.82	\$85,863
47-1011	Construction Supervisors of Trades & Extraction Workers	209	\$26.62	\$21.62	\$26.15	\$30.44	\$55,371
47-5041	Continuous Mining Machine Operators	30	\$24.09	\$18.33	\$25.02	\$28.74	\$50,091
49-9012	Control & Valve Installers & Repairers (Not Mech Door)	36	\$24.69	\$20.99	\$23.34	\$27.44	\$51,354
53-7011	Conveyor Operators & Tenders	63	\$13.96	\$11.07	\$12.22	\$16.01	\$29,026
35-2011	Cooks, Fast Food	315	\$10.74	\$9.63	\$10.43	\$11.51	\$22,348
35-2012	Cooks, Institution & Cafeteria	364	\$13.77	\$11.38	\$13.43	\$15.65	\$28,642
35-2014	Cooks, Restaurant	467	\$13.22	\$10.39	\$12.72	\$14.75	\$27,498
35-2015	Cooks, Short Order		\$10.75	\$9.65	\$9.90	\$11.53	\$22,348
51-9193	Cooling & Freezing Equipment Operators & Tenders	27	\$16.80	\$13.89	\$16.87	\$19.31	\$34,962
33-1011	Correctional Officer Supervisors	10	\$25.41	\$22.69	\$25.63	\$28.25	\$52,860
33-3012	Correctional Officers & Jailers	84	\$19.35	\$16.16	\$18.93	\$21.82	\$40,251
13-1051	Cost Estimators		\$27.38	\$22.46	\$27.69	\$32.21	\$56,955
41-2021	Counter & Rental Clerks	217	\$14.30	\$11.20	\$13.45	\$17.11	\$29,748
35-3022	Counter Attendants, Cafeteria/Concession & Coffee Shop	277	\$10.13	\$9.55	\$9.61	\$10.44	\$21,060
43-5021	Couriers & Messengers	12	\$13.65	\$11.00	\$12.69	\$16.65	\$28,384
43-4031	Court, Municipal & License Clerks	174	\$16.70	\$14.03	\$16.32	\$19.03	\$34,737
53-7021	Crane & Tower Operators		\$33.86	\$27.77	\$32.71	\$40.51	\$70,415
33-9091	Crossing Guards		\$29.75	\$23.36	\$32.56	\$35.17	\$61,873
51-9021	Crush/Grind/Polishing Machine Setters/Operators & Tenders	35	\$15.26	\$13.40	\$15.97	\$17.59	\$31,746
25-4012	Curators	12	\$18.59	\$9.98	\$20.11	\$22.85	\$38,652
43-4051	Customer Service Representatives	389	\$17.54	\$13.80	\$16.90	\$20.35	\$36,472
51-9032	Cutting & Slicing Machine Setters/Operators & Tenders	191	\$16.33	\$13.05	\$15.45	\$19.46	\$33,955
43-9021	Data Entry Keyers	28	\$15.22	\$13.09	\$14.55	\$17.24	\$31,662
15-1141	Database Administrators	39	\$41.56	\$32.96	\$37.49	\$50.76	\$86,451
41-9011	Demonstrators & Product Promoters		\$15.88	\$12.78	\$13.88	\$14.99	\$33,048
31-9091	Dental Assistants	170	\$17.53	\$13.63	\$16.62	\$20.27	\$36,470
29-2021	Dental Hygienists	95	\$46.44	\$41.70	\$45.68	\$50.84	\$96,591
29-1021	Dentists, General	45					\$183,701
33-3021	Detectives & Criminal Investigators	72	\$39.04	\$31.95	\$42.35	\$45.06	\$81,217
29-2032	Diagnostic Medical Sonographers	28	\$38.05	\$33.84	\$37.52	\$42.89	\$79,161
29-2051	Dietetic Technicians	14	\$14.91	\$11.18	\$13.17	\$16.44	\$31,007
29-1031	Dietitians & Nutritionists	22	\$30.58	\$25.67	\$30.86	\$35.66	\$63,596
35-9011	Dining Room & Cafeteria Attendants & Bartender Helpers	200	\$10.85	\$9.57	\$9.70	\$11.04	\$22,583
35-9021	Dishwashers	332	\$10.05	\$9.55	\$9.63	\$10.55	\$20,917
43-5032	Dispatchers (Except Police, Fire & Ambulance)	36	\$21.89	\$16.62	\$21.16	\$26.49	\$45,514
53-3031	Driver/Sales Workers	162	\$14.65	\$9.54	\$12.04	\$17.27	\$30,470
47-2081	Drywall & Ceiling Tile Installers	52	\$18.36	\$12.54	\$20.18	\$23.38	\$38,184
27-3041	Editors	46	\$22.20	\$14.48	\$18.84	\$28.54	\$46,166
11-9031	Educ Administrators, Preschool/Childcare Center/Program	30	\$18.66	\$14.21	\$17.24	\$23.03	\$38,794
11-9032	Education Administrators, Elementary & Secondary School	197					\$93,123
11-9033	Education Administrators, Postsecondary	60	\$48.55	\$35.78	\$43.83	\$56.29	\$100,981
25-9099	Education, Training & Library Workers, All Other	51	\$25.45	\$20.45	\$23.56	\$29.52	\$52,929
21-1012	Educational, Guidance, Vocational & School Counselors	159	\$27.46	\$23.07	\$27.61	\$32.42	\$57,107
49-2092	Electric Motor, Power Tool & Related Repairers	35	\$17.05	\$15.30	\$16.71	\$18.11	\$35,453
17-3023	Electrical & Electronics Engineering Technicians	61	\$34.47	\$25.57	\$36.60	\$43.41	\$71,698

SOC code	Central WA Nonmetropolitan Area Occupational title	Estimated employment	Average wage	Percentiles			Annual wage
				25th	50th	75th	
17-2071	Electrical Engineers	61	\$40.58	\$31.52	\$40.27	\$50.58	\$84,393
49-9051	Electrical Power Line Installers & Repairers	132	\$41.57	\$40.24	\$40.25	\$44.56	\$86,452
49-2094	Electrical/Electronics Repairers, Comm & Industrial Equip	26	\$31.68	\$25.77	\$29.30	\$34.56	\$65,896
47-2111	Electricians	204	\$30.49	\$25.95	\$29.74	\$36.20	\$63,417
17-2072	Electronics Engineers, Except Computer	27	\$42.24	\$34.41	\$43.75	\$51.50	\$87,860
25-2021	Elementary School Teachers, Except Special Education	1,179					\$57,604
29-2041	Emergency Medical Technicians & Paramedics	201	\$26.03	\$15.49	\$18.25	\$40.97	\$54,136
17-3029	Engineering Technicians, Except Drafters, All Other	31	\$25.12	\$19.02	\$22.57	\$31.09	\$52,240
17-2199	Engineers, All Other	13	\$36.76	\$29.60	\$34.76	\$46.75	\$76,443
25-1123	English Language & Literature Teachers, Postsecondary	65					\$55,728
19-4091	Environmental Science & Protection Techs (Inc Health)		\$15.83	\$13.20	\$14.47	\$17.50	\$32,913
19-2041	Environmental Scientists & Specialists (Inc Health)		\$28.59	\$25.71	\$28.12	\$30.58	\$59,479
53-7032	Excavating & Loading Machine & Dragline Operators	128	\$31.11	\$27.65	\$31.29	\$35.22	\$64,702
43-6011	Executive Secretaries & Administrative Assistants	181	\$23.78	\$18.58	\$23.41	\$28.77	\$49,452
51-9041	Extrude/Form/Press/Compact Mach Setters/Oprs/Tenders	77	\$23.58	\$17.74	\$26.38	\$28.66	\$49,039
29-1062	Family & General Practitioners	78					\$192,715
49-3041	Farm Equipment Mechanics & Service Technicians	122	\$19.10	\$15.09	\$18.42	\$23.03	\$39,712
45-2092	Farm Workers & Laborers/Crop/Nursery & Greenhouse	1,697	\$12.36	\$9.60	\$10.94	\$13.96	\$25,709
45-2093	Farm Workers, Farm/Ranch/Aquacultural Animals	60	\$11.34	\$10.14	\$10.83	\$11.52	\$23,581
11-9013	Farmers, Ranchers, & Other Agricultural Managers	33	\$28.97	\$23.22	\$27.27	\$31.04	\$60,250
45-1011	Farming, Fishing & Forestry Worker Supervisors	144	\$24.86	\$19.74	\$25.34	\$30.54	\$51,692
43-4071	File Clerks	23	\$14.39	\$11.56	\$13.92	\$17.00	\$29,937
11-3031	Financial Managers	144	\$46.46	\$30.78	\$42.68	\$54.85	\$96,631
13-2099	Financial Specialists, All Other	15	\$21.68	\$17.59	\$20.54	\$26.08	\$45,091
33-2011	Fire Fighters	181	\$24.25	\$15.14	\$22.23	\$28.81	\$50,449
33-1021	Fire Fighting & Prevention Worker Supervisors	18	\$36.17	\$30.00	\$36.30	\$42.66	\$75,249
39-9031	Fitness Trainers & Aerobics Instructors	15	\$22.72	\$16.66	\$22.99	\$27.40	\$47,240
27-1023	Floral Designers	31	\$13.02	\$12.23	\$13.32	\$14.40	\$27,073
51-3093	Food Cooking Machine Operators & Tenders	35	\$16.33	\$15.52	\$16.92	\$18.31	\$33,945
35-1012	Food Preparation & Serving Worker Supervisors	373	\$15.04	\$10.95	\$13.27	\$17.44	\$31,279
35-2021	Food Preparation Workers	625	\$10.95	\$9.68	\$10.44	\$11.65	\$22,777
35-3041	Food Servers, Nonrestaurant		\$11.03	\$9.57	\$9.63	\$11.81	\$22,930
11-9051	Food Service Managers	56	\$25.41	\$20.27	\$24.75	\$28.63	\$52,858
51-3091	Food/Tobacco Roasting/Baking/Drying Mach Oprs/Tenders	65	\$15.58	\$12.47	\$15.97	\$18.14	\$32,408
25-1124	Foreign Language & Literature Teachers, Postsecondary	13					\$52,848
19-4093	Forest & Conservation Technicians	244	\$18.03	\$13.78	\$15.42	\$22.28	\$37,507
45-4011	Forest & Conservation Workers	17	\$11.40	\$9.43	\$9.44	\$13.38	\$23,713
13-1131	Fundraisers	17	\$29.92	\$25.56	\$30.11	\$35.36	\$62,237
51-9051	Furnace/Kiln/Oven/Drier & Kettle Operators & Tenders	73	\$14.89	\$13.00	\$14.00	\$14.99	\$30,962
39-3011	Gaming Dealers	114	\$11.06	\$9.55	\$9.61	\$9.71	\$23,012
11-1021	General & Operations Managers	601	\$45.71	\$31.08	\$39.83	\$52.03	\$95,080
47-2121	Glaziers	17	\$15.39	\$11.85	\$15.90	\$18.03	\$32,023
45-2041	Graders & Sorters, Agricultural Products	984	\$11.15	\$9.61	\$10.41	\$11.75	\$23,176
27-1024	Graphic Designers	18	\$18.95	\$15.56	\$17.77	\$21.61	\$39,423
39-5012	Hairdressers, Hairstylists & Cosmetologists	124	\$13.45	\$10.49	\$13.08	\$14.94	\$27,958
47-4041	Hazardous Materials Removal Workers		\$23.45	\$19.53	\$22.29	\$26.36	\$48,784
21-1091	Health Educators	21	\$23.54	\$19.10	\$24.42	\$28.04	\$48,965
29-2099	Health Technologists & Technicians, All Other	118	\$17.29	\$13.18	\$15.46	\$19.00	\$35,965
21-1022	Healthcare Social Workers	31	\$26.71	\$22.20	\$26.29	\$31.60	\$55,545
31-9099	Healthcare Support Workers, All Other	60	\$17.28	\$13.57	\$15.08	\$19.22	\$35,938
49-9021	Heating/Air Cond/Refrigeration Mechanics & Installers	84	\$21.08	\$14.73	\$21.84	\$26.29	\$43,860
53-1021	Helper/Laborer & Material Mover(hand) Supervisors	89	\$22.56	\$16.28	\$18.83	\$27.07	\$46,920
47-4051	Highway Maintenance Workers	190	\$20.21	\$18.34	\$20.42	\$20.95	\$42,035
25-1125	History Teachers, Postsecondary						\$65,117
31-1011	Home Health Aides	65	\$12.56	\$10.70	\$11.86	\$13.83	\$26,129
35-9031	Hosts & Hostesses, Restaurant, Lounge & Coffee Shop	65	\$10.69	\$9.58	\$9.94	\$11.53	\$22,235
43-4081	Hotel, Motel & Resort Desk Clerks	246	\$13.59	\$10.33	\$11.58	\$15.07	\$28,273
37-1011	Housekeeping & Janitorial Worker Supervisors		\$18.58	\$16.24	\$18.22	\$21.19	\$38,636
13-1071	Human Resource Specialists	173	\$26.53	\$22.03	\$25.05	\$30.20	\$55,160
43-4161	Human Resources Assistants, Except Payroll & Timekeeping	41	\$19.47	\$16.56	\$18.43	\$21.66	\$40,511
11-3121	Human Resources Managers	43	\$44.68	\$35.84	\$45.88	\$54.46	\$92,920
17-3026	Industrial Engineering Technicians		\$27.75	\$25.39	\$27.69	\$29.98	\$57,735

SOC code	Central WA Nonmetropolitan Area Occupational title	Estimated employment	Average wage	Percentiles			Annual wage
				25th	50th	75th	
17-2112	Industrial Engineers	109	\$39.07	\$30.34	\$38.02	\$47.16	\$81,270
49-9041	Industrial Machinery Mechanics	382	\$29.00	\$21.47	\$27.13	\$40.24	\$60,318
11-3051	Industrial Production Managers	67	\$47.79	\$34.59	\$47.78	\$61.97	\$99,410
53-7051	Industrial Truck & Tractor Operators	722	\$15.99	\$13.03	\$15.73	\$18.21	\$33,276
43-4199	Information & Record Clerks, All Other	85	\$18.10	\$15.06	\$18.27	\$21.67	\$37,650
51-9061	Inspectors, Testers, Sorters, Samplers & Weighers	416	\$17.69	\$13.70	\$16.10	\$19.36	\$36,784
49-9098	Installation, Maintenance & Repair Helpers	63	\$14.69	\$11.79	\$14.15	\$17.02	\$30,555
49-9099	Installation, Maintenance & Repair Workers, All Other	66	\$24.09	\$11.80	\$19.35	\$28.97	\$50,127
25-9031	Instructional Coordinators	30	\$26.51	\$23.34	\$26.64	\$29.77	\$55,129
47-2131	Insulation Workers, Floor, Ceiling & Wall	25	\$29.43	\$15.57	\$37.96	\$42.36	\$61,218
41-3021	Insurance Sales Agents	173	\$15.88	\$11.38	\$13.14	\$15.98	\$33,038
13-2053	Insurance Underwriters		\$31.32	\$23.41	\$28.97	\$36.15	\$65,137
27-3091	Interpreters & Translators	28	\$20.27	\$14.41	\$20.29	\$25.21	\$42,161
43-4111	Interviewers, Except Eligibility & Loan	83	\$15.93	\$13.39	\$15.02	\$18.12	\$33,134
37-2011	Janitors & Cleaners, Except Maids & Housekeeping	995	\$14.44	\$11.43	\$14.82	\$17.15	\$30,032
23-1023	Judges, Magistrate Judges & Magistrates	28	\$53.22	\$37.37	\$42.71	\$67.92	\$110,695
25-2012	Kindergarten Teachers, Except Special Education	176					\$54,866
53-7062	Laborers & Freight, Stock & Material Movers, Hand	1,110	\$13.72	\$10.64	\$12.53	\$14.88	\$28,518
37-3011	Landscaping & Groundskeeping Workers	482	\$12.91	\$10.02	\$11.42	\$14.61	\$26,844
37-1012	Landscaping/Lawn & Groundskeeping Worker Supervisors	43	\$22.53	\$19.87	\$21.86	\$23.94	\$46,872
51-6011	Laundry & Dry-Cleaning Workers	66	\$11.82	\$9.76	\$11.14	\$13.16	\$24,570
23-1011	Lawyers	61	\$60.27	\$34.32	\$43.53	\$71.21	\$125,357
43-6012	Legal Secretaries	116	\$13.94	\$11.59	\$13.56	\$16.21	\$28,993
11-1031	Legislators	58					\$54,734
25-4021	Librarians	74	\$24.83	\$17.35	\$22.90	\$32.58	\$51,641
43-4121	Library Assistants, Clerical	57	\$12.09	\$10.59	\$11.66	\$13.42	\$25,137
25-4031	Library Technicians	41	\$16.02	\$11.36	\$16.44	\$20.23	\$33,309
19-4099	Life, Physical & Social Science Technicians, All Other	18	\$23.08	\$18.91	\$23.10	\$28.02	\$48,001
43-4131	Loan Interviewers & Clerks	72	\$19.90	\$15.43	\$18.71	\$24.58	\$41,394
13-2072	Loan Officers	81	\$37.21	\$31.73	\$37.27	\$44.05	\$77,406
45-4022	Logging Equipment Operators	111	\$22.81	\$20.36	\$24.05	\$27.02	\$47,436
13-1081	Logisticians	19	\$33.16	\$27.67	\$31.24	\$37.60	\$68,980
53-7063	Machine Feeders & Offbearers	156	\$12.04	\$9.97	\$11.15	\$12.79	\$25,031
51-4041	Machinists	99	\$19.39	\$12.53	\$19.84	\$25.19	\$40,326
37-2012	Maids & Housekeeping Cleaners	779	\$10.98	\$9.60	\$10.40	\$11.76	\$22,838
49-9071	Maintenance & Repair Workers, General	1,322	\$17.99	\$13.15	\$17.25	\$21.91	\$37,420
49-9043	Maintenance Workers, Machinery	150	\$26.01	\$22.25	\$26.42	\$29.64	\$54,102
13-1111	Management Analysts	61	\$33.12	\$17.80	\$32.05	\$41.59	\$68,889
11-9199	Managers, All Other	137	\$49.10	\$32.62	\$45.65	\$57.14	\$102,117
13-1161	Market Research Analysts & Marketing Specialists	74	\$39.00	\$27.52	\$37.35	\$47.15	\$81,118
11-2021	Marketing Managers	15	\$48.05	\$40.42	\$45.02	\$56.92	\$99,947
31-9011	Massage Therapists	43	\$29.01	\$21.35	\$27.33	\$34.97	\$60,350
25-1022	Mathematical Science Teachers, Postsecondary	30					\$64,935
51-3022	Meat, Poultry & Fish Cutters & Trimmers		\$13.22	\$10.80	\$12.05	\$16.08	\$27,492
17-3013	Mechanical Drafters	15	\$27.10	\$18.18	\$25.80	\$29.72	\$56,367
17-2141	Mechanical Engineers	89	\$32.78	\$26.47	\$29.15	\$40.65	\$68,179
49-1011	Mechanics, Installers & Repairers Supervisors	301	\$31.33	\$23.93	\$32.21	\$39.94	\$65,156
29-2012	Medical & Clinical Laboratory Technicians	57	\$24.35	\$17.68	\$24.49	\$29.99	\$50,638
29-2011	Medical & Clinical Laboratory Technologists	81	\$27.34	\$21.69	\$28.73	\$33.98	\$56,874
11-9111	Medical & Health Services Managers	130	\$46.11	\$33.09	\$40.19	\$48.23	\$95,901
31-9092	Medical Assistants	254	\$16.06	\$13.59	\$15.72	\$18.30	\$33,414
31-9093	Medical Equipment Preparers		\$17.65	\$15.22	\$16.92	\$18.63	\$36,715
49-9062	Medical Equipment Repairers	30	\$19.24	\$14.49	\$19.12	\$22.08	\$40,026
29-2071	Medical Records & Health Information Technicians	85	\$20.86	\$16.11	\$20.76	\$23.76	\$43,378
43-6013	Medical Secretaries	129	\$17.62	\$14.68	\$17.36	\$20.54	\$36,645
31-9094	Medical Transcriptionists	23	\$17.74	\$15.48	\$17.91	\$20.87	\$36,889
13-1121	Meeting,Convention & Event Planners	18	\$23.27	\$17.20	\$20.56	\$25.90	\$48,397
43-5041	Meter Readers, Utilities	14	\$26.24	\$24.90	\$26.77	\$28.64	\$54,587
25-2022	Middle School Teachers (Except Special Ed & Vocational)	284					\$58,759
51-9023	Mixing & Blending Machine Setters, Operators & Tenders	135	\$16.71	\$13.21	\$16.23	\$18.43	\$34,769
49-3042	Mobile Heavy Equipment Mechanics, Except Engines	76	\$24.09	\$20.58	\$23.03	\$27.11	\$50,106
51-4072	Mold/Coremaking/Casting Mach Set/Oprs/Tend, Metal & Plastic	27	\$11.74	\$10.37	\$11.02	\$11.68	\$24,397



SOC code	Central WA Nonmetropolitan Area Occupational title	Estimated employment	Average wage	Percentiles			Annual wage
				25th	50th	75th	
39-4031	Morticians, Undertakers & Funeral Directors	11	\$24.72	\$16.99	\$18.89	\$39.40	\$51,409
53-3099	Motor Vehicle Operators, All Other	61	\$14.66	\$10.56	\$11.48	\$13.76	\$30,500
49-3052	Motorcycle Mechanics	24	\$16.78	\$13.79	\$16.60	\$18.88	\$34,905
11-9121	Natural Sciences Managers		\$40.58	\$33.54	\$36.99	\$44.32	\$84,403
15-1142	Network & Computer Systems Administrators	54	\$28.90	\$23.99	\$28.81	\$35.01	\$60,108
39-2021	Nonfarm Animal Caretakers	17	\$11.38	\$9.62	\$9.70	\$12.57	\$23,666
29-1151	Nurse Anesthetists	10					\$162,225
29-1171	Nurse Practitioners	64	\$47.69	\$41.70	\$46.27	\$54.74	\$99,186
29-2061	Nurses, Practical & Vocational (Licensed)	141	\$22.16	\$19.98	\$21.97	\$24.24	\$46,085
31-1014	Nursing Assistants	730	\$13.68	\$10.91	\$12.51	\$15.79	\$28,458
29-9011	Occupational Health & Safety Specialists	27	\$30.44	\$24.91	\$28.89	\$35.32	\$63,322
29-1122	Occupational Therapists	22	\$35.86	\$28.01	\$39.40	\$43.47	\$74,608
43-1011	Office & Administrative Support Worker Supervisors	430	\$23.14	\$18.57	\$21.69	\$26.56	\$48,133
43-9199	Office & Administrative Support Workers, All Other	239	\$14.95	\$11.26	\$13.86	\$17.59	\$31,094
43-9061	Office Clerks, General	843	\$14.67	\$11.16	\$13.81	\$17.43	\$30,515
47-2073	Operating Engineers & Construction Equipment Operators	398	\$21.63	\$18.91	\$21.23	\$23.47	\$44,974
15-2031	Operations Research Analysts	16	\$38.27	\$31.24	\$34.38	\$37.54	\$79,597
29-2057	Ophthalmic Medical Technicians		\$15.62	\$13.32	\$14.68	\$17.61	\$32,477
29-2081	Opticians, Dispensing	35	\$20.17	\$17.44	\$20.22	\$22.67	\$41,948
43-4151	Order Clerks	40	\$16.08	\$11.44	\$14.77	\$19.23	\$33,458
31-1015	Orderlies		\$14.40	\$10.51	\$14.63	\$17.52	\$29,950
51-9111	Packaging & Filling Machine Operators & Tenders	892	\$13.74	\$10.19	\$12.44	\$16.76	\$28,570
53-7064	Packers & Packagers, Hand	799	\$12.71	\$9.68	\$10.99	\$14.47	\$26,444
47-2141	Painters, Construction & Maintenance	77	\$18.51	\$16.00	\$18.22	\$21.29	\$38,518
23-2011	Paralegals & Legal Assistants		\$23.46	\$18.35	\$24.12	\$28.05	\$48,792
41-2022	Parts Salespersons	199	\$16.46	\$12.49	\$15.39	\$18.89	\$34,232
43-3051	Payroll & Timekeeping Clerks	102	\$22.10	\$16.74	\$20.63	\$27.89	\$45,961
39-9021	Personal Care Aides	565	\$10.53	\$9.56	\$10.14	\$11.28	\$21,888
13-2052	Personal Financial Advisors	11	\$58.68	\$25.52	\$63.88	\$76.43	\$122,041
39-1021	Personal Service Worker Supervisors	44	\$14.86	\$11.75	\$13.38	\$14.96	\$30,901
37-3012	Pesticide Handlers, Sprayers & Applicators, Vegetation	84	\$13.95	\$12.14	\$13.66	\$15.45	\$29,020
29-1051	Pharmacists	109	\$55.62	\$50.12	\$58.38	\$66.59	\$115,674
29-2052	Pharmacy Technicians	117	\$17.76	\$14.27	\$17.59	\$21.28	\$36,949
25-1126	Philosophy & Religion Teachers, Postsecondary						\$61,568
31-9097	Phlebotomists	34	\$17.37	\$15.60	\$17.26	\$18.92	\$36,133
51-9151	Photographic Process Wrkrs & Processing Machine Oprs	11	\$11.82	\$10.61	\$11.60	\$13.12	\$24,570
31-2022	Physical Therapist Aides	46	\$14.02	\$10.84	\$12.43	\$16.83	\$29,153
31-2021	Physical Therapist Assistants	11	\$28.33	\$25.84	\$27.78	\$29.72	\$58,910
29-1123	Physical Therapists	93	\$44.97	\$40.01	\$44.65	\$50.69	\$93,539
29-1071	Physician Assistants	75	\$50.93	\$42.01	\$51.01	\$62.03	\$105,929
29-1069	Physicians & Surgeons, All Other	106					\$224,320
47-2151	Pipelayers	61	\$23.26	\$20.42	\$22.60	\$26.39	\$48,379
47-2152	Plumbers, Pipefitters, & Steamfitters	153	\$26.10	\$19.85	\$26.62	\$32.83	\$54,307
33-1012	Police & Detective Supervisors	84	\$35.11	\$32.01	\$34.95	\$37.49	\$73,021
33-3051	Police & Sheriff's Patrol Officers	296	\$27.58	\$24.97	\$27.72	\$30.69	\$57,377
43-5031	Police, Fire & Ambulance Dispatchers		\$20.40	\$17.67	\$20.05	\$22.32	\$42,429
25-1065	Political Science Teachers, Postsecondary	19					\$69,366
43-5051	Postal Service Clerks	72	\$22.10	\$15.49	\$26.50	\$27.13	\$45,971
43-5052	Postal Service Mail Carriers	124	\$23.88	\$20.24	\$24.71	\$27.91	\$49,675
43-5053	Postal Svc Mail Sorters/Processors/Processing Mach Oprs	23	\$12.84	\$11.48	\$12.19	\$14.36	\$26,690
11-9131	Postmasters & Mail Superintendents	38	\$29.21	\$25.50	\$28.52	\$31.85	\$60,767
25-1199	Postsecondary Teachers, All Other	20					\$54,237
51-8012	Power Distributors & Dispatchers	56	\$43.72	\$40.39	\$41.80	\$47.09	\$90,922
25-2011	Preschool Teachers, Except Special Education	158	\$13.50	\$10.80	\$12.03	\$15.75	\$28,077
21-1092	Probation Officers & Correctional Treatment Specialists	46	\$23.74	\$21.46	\$23.75	\$26.18	\$49,380
43-3061	Procurement Clerks	43	\$18.53	\$16.80	\$19.69	\$22.07	\$38,543
51-1011	Production & Operating Worker Supervisors	418	\$29.55	\$22.71	\$28.65	\$36.37	\$61,467
51-9198	Production Worker Helpers	143	\$13.40	\$12.07	\$13.29	\$14.48	\$27,878
51-9199	Production Workers, All Other	88	\$14.06	\$11.25	\$13.09	\$15.53	\$29,242
43-5061	Production, Planning & Expediting Clerks	105	\$21.71	\$18.51	\$21.66	\$24.77	\$45,159
11-9141	Property, Real Estate & Community Association Managers	31	\$24.19	\$17.62	\$22.09	\$31.18	\$50,313
33-1099	Protective Service Worker Supervisors, All Other	16	\$26.47	\$19.99	\$25.12	\$29.12	\$55,047

SOC code	Central WA Nonmetropolitan Area Occupational title	Estimated employment	Average wage	Percentiles			Annual wage
				25th	50th	75th	
33-9099	Protective Service Workers, All Other	87					
25-1066	Psychology Teachers, Postsecondary	33					\$61,081
11-2031	Public Relations & Fundraising Managers	41	\$43.83	\$32.96	\$37.10	\$48.58	\$91,186
27-3031	Public Relations Specialists	40	\$27.48	\$22.54	\$26.71	\$30.10	\$57,147
13-1023	Purchasing Agents, Except Wholesale/Retail/Farm Products	124	\$27.65	\$21.63	\$25.73	\$31.70	\$57,512
11-3061	Purchasing Managers	25	\$48.41	\$35.44	\$43.73	\$60.68	\$100,687
27-3011	Radio & Television Announcers	25					
29-2034	Radiologic Technologists	104	\$31.42	\$26.47	\$30.82	\$36.27	\$65,360
41-9022	Real Estate Sales Agents	54	\$21.65	\$16.95	\$19.90	\$24.02	\$45,014
43-4171	Receptionists & Information Clerks	387	\$14.18	\$11.85	\$13.84	\$16.40	\$29,491
25-1193	Recreation & Fitness Studies Teachers, Postsecondary	33					\$54,673
39-9032	Recreation Workers	73	\$12.67	\$9.58	\$9.96	\$14.66	\$26,364
53-7081	Refuse & Recyclable Material Collectors	23	\$19.27	\$16.50	\$18.31	\$21.81	\$40,067
29-1141	Registered Nurses	985	\$35.19	\$27.03	\$32.23	\$38.21	\$73,219
21-1015	Rehabilitation Counselors	67	\$21.72	\$19.54	\$22.12	\$26.17	\$45,162
27-3022	Reporters & Correspondents		\$12.36	\$10.80	\$11.86	\$13.83	\$25,714
29-1126	Respiratory Therapists	42	\$29.74	\$25.75	\$29.23	\$34.02	\$61,872
41-2031	Retail Salespersons	1,871	\$13.98	\$10.25	\$11.89	\$14.62	\$29,077
41-9099	Sales & Related Workers, All Other	32	\$14.86	\$12.03	\$13.90	\$15.51	\$30,911
11-2022	Sales Managers	73	\$41.50	\$24.51	\$37.62	\$55.48	\$86,319
41-3099	Sales Reps, Services, All Other	91	\$27.34	\$15.64	\$19.47	\$34.39	\$56,855
41-4012	Sales Reps/Wholesale/Mfg, Except Tech/Science Products	459	\$26.86	\$17.18	\$23.60	\$36.77	\$55,870
41-4011	Sales Reps/Wholesale/Mfg, Tech/Scientific Products		\$30.37	\$23.92	\$27.74	\$31.72	\$63,163
41-1012	Sales Worker Supervisors, Non-Retail	68	\$31.54	\$24.83	\$29.46	\$37.09	\$65,604
41-1011	Sales Worker Supervisors, Retail	499	\$21.61	\$15.79	\$18.92	\$24.57	\$44,941
51-7041	Sawing Machine Setters/Operators & Tenders, Wood	61	\$12.81	\$11.00	\$12.43	\$14.13	\$26,657
25-2031	Secondary School Teachers, Except Spec/Voc/Tech Education	625					\$59,125
43-6014	Secretaries & Admin Assts, Except Legal/Medical & Exec	1,062	\$16.58	\$14.17	\$16.61	\$18.58	\$34,483
41-3031	Securities, Commodities & Financial Services Sales Agents	90					
33-9032	Security Guards	220	\$14.79	\$9.58	\$15.39	\$19.25	\$30,758
25-3021	Self-Enrichment Education Teachers	104	\$16.18	\$12.61	\$15.89	\$18.23	\$33,674
51-9012	Separating & Filtering Machine Setters/Operators/Tenders	91	\$15.63	\$13.51	\$14.82	\$17.01	\$32,530
47-4071	Septic Tank Servicers & Sewer Pipe Cleaners		\$17.23	\$14.32	\$17.14	\$20.28	\$35,833
43-5071	Shipping, Receiving & Traffic Clerks	207	\$16.32	\$12.98	\$15.72	\$18.12	\$33,935
11-9151	Social & Community Service Managers	53	\$23.33	\$9.53	\$23.86	\$29.38	\$48,529
21-1093	Social & Human Service Assistants	75	\$17.98	\$15.42	\$16.95	\$20.37	\$37,405
25-1067	Sociology Teachers, Postsecondary	22					\$61,406
15-1132	Software Developers, Applications	44	\$38.48	\$30.55	\$38.67	\$44.82	\$80,043
15-1133	Software Developers, Systems Software	10	\$48.17	\$38.18	\$47.39	\$57.96	\$100,200
19-1013	Soil & Plant Scientists	17	\$32.94	\$27.25	\$33.00	\$34.87	\$68,524
25-2052	Special Ed Teachers, Kindergarten & Elementary School	126					\$49,867
25-2053	Special Education Teachers, Middle School	23					\$57,756
25-2051	Special Education Teachers, Preschool						\$56,265
25-2054	Special Education Teachers, Secondary School	66					\$59,824
29-1127	Speech-Language Pathologists	31	\$41.89	\$28.43	\$34.41	\$61.82	\$87,130
51-8021	Stationary Engineers & Boiler Operators		\$20.43	\$16.98	\$18.65	\$23.83	\$42,494
43-5081	Stock Clerks & Order Fillers	492	\$13.44	\$10.70	\$12.42	\$15.29	\$27,958
47-2221	Structural Iron & Steel Workers		\$41.17	\$34.52	\$40.41	\$45.20	\$85,641
21-1011	Substance Abuse & Behavioral Disorder Counselors	41	\$22.92	\$18.68	\$24.27	\$26.99	\$47,667
25-3098	Substitute Teachers	517	\$17.13	\$15.72	\$17.13	\$18.55	\$35,611
29-2055	Surgical Technologists	28	\$24.14	\$21.36	\$23.85	\$27.28	\$50,222
17-3031	Surveying & Mapping Technicians	30	\$21.82	\$16.96	\$21.87	\$26.47	\$45,385
17-1022	Surveyors	25	\$22.62	\$10.86	\$22.68	\$32.36	\$47,048
43-2011	Switchboard Operators, Including Answering Service	45	\$15.81	\$13.29	\$15.54	\$18.21	\$32,880
13-2081	Tax Examiners, Collectors & Revenue Agents		\$23.24	\$22.70	\$23.85	\$24.45	\$48,336
53-3041	Taxi Drivers & Chauffeurs	27	\$12.06	\$10.28	\$11.13	\$12.07	\$25,071
25-9041	Teacher Assistants	1,600					\$28,878
25-3097	Teachers & Instructors, All Other, Exc Substitute Teachers	38					\$39,940
51-2092	Team Assemblers	469	\$15.24	\$13.05	\$15.48	\$17.58	\$31,695
49-2022	Telecom Equip Installers/Repairers, Except Line	96	\$27.37	\$19.16	\$30.82	\$34.29	\$56,931
49-9052	Telecommunications Line Installers & Repairers	32	\$28.64	\$21.13	\$30.33	\$36.84	\$59,558
43-3071	Tellers	231	\$13.50	\$11.46	\$13.20	\$15.03	\$28,080

SOC code	Central WA Nonmetropolitan Area Occupational title	Estimated employment	Average wage	Percentiles			Annual wage
				25th	50th	75th	
49-3093	Tire Repairers & Changers	195	\$14.07	\$11.45	\$14.13	\$16.78	\$29,247
23-2093	Title Examiners, Abstractors, & Searchers		\$19.81	\$17.02	\$19.73	\$22.65	\$41,208
13-1151	Training & Development Specialists	50	\$27.37	\$18.44	\$28.40	\$34.39	\$56,934
11-3071	Transportation, Storage & Distribution Managers	61	\$40.99	\$28.47	\$36.11	\$46.23	\$85,275
53-1031	Transportation/Material Moving Vehicle Operator Supervisors	213	\$28.39	\$18.84	\$28.13	\$35.84	\$59,049
53-3032	Truck Drivers, Heavy & Tractor-Trailer	1,376	\$19.95	\$15.35	\$20.24	\$23.40	\$41,491
53-3033	Truck Drivers, Light or Delivery Services	319	\$17.88	\$12.33	\$15.76	\$18.97	\$37,200
19-3051	Urban & Regional Planners	29	\$30.27	\$25.65	\$29.60	\$35.09	\$62,957
29-1131	Veterinarians	27	\$30.33	\$22.57	\$32.52	\$36.46	\$63,069
31-9096	Veterinary Assistants & Laboratory Animal Caretakers	86	\$10.95	\$10.12	\$10.85	\$11.59	\$22,777
25-1194	Vocational Education Teachers, Postsecondary	69	\$22.47	\$17.45	\$22.44	\$27.68	\$46,734
35-3031	Waiters & Waitresses	867	\$12.53	\$9.55	\$9.64	\$11.62	\$26,057
51-8031	Water & Wastewater Treatment Plant & System Operators	95	\$25.68	\$21.56	\$25.75	\$29.36	\$53,416
15-1134	Web Developers	21	\$21.34	\$15.68	\$20.50	\$26.88	\$44,402
43-5111	Weighers/Measurers/Checkers & Samplers, Recordkeeping	62	\$15.69	\$12.64	\$15.50	\$18.14	\$32,626
51-4121	Welders, Cutters, Solderers & Brazers	297	\$22.51	\$19.74	\$22.22	\$24.86	\$46,830
13-1022	Wholesale & Retail Buyers, Except Farm Products	30	\$19.91	\$16.03	\$18.62	\$23.17	\$41,410
51-7042	Woodworking Mach Setters/Oprs & Tenders, Except Sawing	87	\$13.82	\$10.81	\$12.88	\$16.58	\$28,764
43-9022	Word Processors & Typists	10	\$15.21	\$14.88	\$15.44	\$16.47	\$31,642
27-3043	Writers & Authors		\$21.17	\$19.68	\$21.11	\$22.54	\$44,037
19-1023	Zoologists & Wildlife Biologists	92	\$29.91	\$24.90	\$28.88	\$31.02	\$62,217

Central WA Nonmetropolitan Area

**Eastern WA Nonmetropolitan Area**  
**2015 Occupational Employment**  
**and Wage Estimates**  
Includes Columbia, Ferry, Garfield, Lincoln, Pend  
Oreille, Stevens, Walla Walla and Whitman counties



SOC code	Eastern WA Nonmetropolitan Area Occupational title	Estimated employment	Average wage	Percentiles			Annual wage
				25th	50th	75th	
13-2011	Accountants & Auditors	324	\$33.51	\$25.73	\$30.35	\$41.80	\$69,700
11-3011	Administrative Services Managers	85	\$35.32	\$26.21	\$30.48	\$45.19	\$73,452
25-3011	Adult Literacy, Remedial Ed, GED Teachers/Instructors	124	\$25.42	\$20.56	\$25.58	\$30.04	\$52,868
41-3011	Advertising Sales Agents	82					
45-2091	Agricultural Equipment Operators		\$15.61	\$13.34	\$14.72	\$17.63	\$32,469
45-2011	Agricultural Inspectors	21	\$23.63	\$20.99	\$23.55	\$27.23	\$49,169
49-3011	Aircraft Mechanics & Service Technicians	17	\$16.89	\$11.41	\$14.49	\$21.65	\$35,138
39-3091	Amusement & Recreation Attendants	77	\$11.30	\$9.71	\$10.63	\$11.73	\$23,513
19-3091	Anthropologists & Archeologists		\$30.63	\$23.35	\$31.09	\$36.74	\$63,708
13-2021	Appraisers & Assessors of Real Estate	75	\$27.01	\$17.45	\$25.61	\$34.37	\$56,184
17-1011	Architects, Except Landscape & Naval	22	\$39.07	\$28.34	\$37.18	\$52.37	\$81,259
17-3011	Architectural & Civil Drafters		\$20.89	\$16.53	\$19.38	\$24.36	\$43,449
11-9041	Architectural & Engineering Managers	64	\$60.90	\$57.12	\$61.88	\$64.53	\$126,665
25-4011	Archivists	12	\$26.74	\$21.40	\$23.79	\$28.89	\$55,626
25-1121	Art, Drama & Music Teachers Postsecondary						\$58,222
51-2099	Artists & Related Workers, All Other	82	\$11.53	\$9.63	\$10.20	\$13.35	\$23,980
29-9091	Athletic Trainers						\$45,598
25-1051	Atmospheric/Earth/Marine/Space Sci Teachers, Postsec						\$58,202
53-6031	Automotive & Watercraft Service Attendants	37	\$11.40	\$10.19	\$11.00	\$11.81	\$23,699
49-3021	Automotive Body & Related Repairers	61	\$16.81	\$13.76	\$15.73	\$19.59	\$34,976
49-3023	Automotive Service Technicians & Mechanics	224	\$20.11	\$13.82	\$17.37	\$21.45	\$41,831
51-3011	Bakers	62	\$11.34	\$9.62	\$9.92	\$12.50	\$23,583
35-3011	Bartenders	259	\$15.88	\$12.12	\$15.96	\$19.39	\$33,026
43-3011	Bill & Account Collectors	60	\$16.07	\$13.53	\$15.05	\$18.26	\$33,448
43-3021	Billing & Posting Clerks & Machine Operators	182	\$16.26	\$13.89	\$16.00	\$18.25	\$33,803
25-1042	Biological Science Teachers, Postsecondary						\$57,421
19-1029	Biological Scientists, All Other	123	\$36.53	\$30.37	\$36.75	\$44.04	\$75,997
19-4021	Biological Technicians	141	\$18.72	\$13.79	\$17.76	\$22.93	\$38,926
43-3031	Bookkeeping, Accounting & Auditing Clerks	838	\$18.39	\$14.82	\$17.82	\$21.98	\$38,248
13-2031	Budget Analysts	35	\$37.17	\$28.27	\$36.74	\$44.05	\$77,325
49-3031	Bus & Truck Mechanics & Diesel Engine Specialists	65	\$22.47	\$20.40	\$22.53	\$24.38	\$46,740
53-3022	Bus Drivers, School or Special Client	418	\$15.40	\$12.88	\$15.93	\$17.84	\$32,036
13-1199	Business Operations Specialists, All Other	521	\$36.83	\$29.00	\$36.74	\$44.04	\$76,595
25-1011	Business Teachers, Postsecondary						\$60,088
51-3021	Butchers & Meat Cutters	67	\$14.45	\$9.69	\$13.51	\$18.47	\$30,056
51-7011	Cabinetmakers & Bench Carpenters		\$14.55	\$11.14	\$15.67	\$17.44	\$30,280
25-2032	Career/Technical Education Teachers, Secondary School	101					\$63,921
47-2031	Carpenters	220	\$23.32	\$17.34	\$21.01	\$25.98	\$48,510
17-1021	Cartographers & Photogrammetrists	17	\$27.53	\$21.72	\$24.82	\$29.61	\$57,249
41-2011	Cashiers	1,609	\$12.02	\$10.01	\$11.13	\$12.87	\$24,991
47-2051	Cement Masons & Concrete Finishers		\$14.83	\$13.00	\$13.97	\$14.96	\$30,827
35-1011	Chefs & Head Cooks		\$24.65	\$18.73	\$23.24	\$31.41	\$51,266
25-1052	Chemistry Teachers, Postsecondary						\$56,184
11-1011	Chief Executives	112	\$54.93	\$31.71	\$48.42	\$68.14	\$114,244
21-1021	Child, Family & School Social Workers	162	\$23.26	\$19.60	\$24.90	\$27.49	\$48,376
39-9011	Childcare Workers	166					
17-3022	Civil Engineering Technicians	25	\$27.81	\$23.72	\$26.91	\$31.11	\$57,847
17-2051	Civil Engineers	336	\$44.99	\$42.91	\$44.05	\$52.37	\$93,589
53-7061	Cleaners of Vehicles & Equipment	104	\$11.69	\$10.25	\$11.29	\$12.74	\$24,309
21-2011	Clergy	39	\$25.19	\$19.56	\$25.43	\$30.65	\$52,382
19-3031	Clinical, Counseling & School Psychologists	42	\$29.20	\$23.55	\$28.55	\$33.52	\$60,737
27-2022	Coaches & Scouts	464					\$37,091
51-9121	Coating/Painting/Spraying Machine Setters/Oprs/Tenders	55	\$14.68	\$12.09	\$14.18	\$16.79	\$30,535

SOC code	Eastern WA Nonmetropolitan Area Occupational title	Estimated employment	Average wage	Percentiles			Annual wage
				25th	50th	75th	
35-3021	Combined Food Prep & Serving Workers, Inc Fast Food	1,187	\$10.83	\$9.74	\$10.61	\$11.56	\$22,532
53-2012	Commercial Pilots						\$66,715
25-1122	Communications Teachers, Postsecondary						\$51,276
21-1099	Community & Social Service Specialists, All Other	33	\$13.47	\$9.73	\$11.70	\$15.08	\$27,996
21-1094	Community Health Workers	11	\$17.52	\$13.15	\$15.57	\$19.84	\$36,452
13-1141	Compensation, Benefits & Job Analysis Specialists	17					
13-1041	Compliance Officers (Except Agric/Const/Safety/Trans)	111	\$34.63	\$30.37	\$36.59	\$37.77	\$72,032
11-3021	Computer & Information Systems Managers	76	\$44.36	\$28.75	\$41.35	\$55.92	\$92,271
15-1152	Computer Network Support Specialists	48	\$27.62	\$20.34	\$26.26	\$35.07	\$57,451
15-1199	Computer Occupations, All Other	54	\$36.37	\$31.45	\$37.97	\$42.98	\$75,652
15-1131	Computer Programmers	63	\$31.03	\$25.27	\$31.12	\$36.97	\$64,529
15-1121	Computer Systems Analysts		\$34.82	\$31.98	\$35.02	\$38.10	\$72,428
15-1151	Computer User Support Specialists	160	\$22.56	\$17.45	\$21.22	\$26.96	\$46,937
49-2011	Computer, Automated Teller & Office Machine Repairers	40	\$19.01	\$12.44	\$14.00	\$24.36	\$39,540
19-1031	Conservation Scientists	116	\$27.04	\$24.49	\$25.82	\$28.58	\$56,245
47-4011	Construction & Building Inspectors	130	\$30.44	\$23.34	\$32.25	\$36.72	\$63,316
47-2061	Construction Laborers	310	\$16.30	\$12.59	\$15.12	\$17.94	\$33,897
11-9021	Construction Managers	52	\$45.05	\$30.59	\$42.04	\$47.77	\$93,711
47-1011	Construction Supervisors of Trades & Extraction Workers	146	\$28.93	\$25.31	\$28.68	\$32.72	\$60,174
49-9012	Control & Valve Installers & Repairers (Not Mech Door)	37					
53-7011	Conveyor Operators & Tenders	52	\$21.56	\$16.78	\$21.55	\$27.42	\$44,856
35-2019	Cooks, All Other		\$17.71	\$14.88	\$16.65	\$18.34	\$36,827
35-2011	Cooks, Fast Food	168	\$10.42	\$9.58	\$9.66	\$10.92	\$21,673
35-2012	Cooks, Institution & Cafeteria	311	\$14.60	\$12.19	\$14.19	\$16.95	\$30,369
35-2014	Cooks, Restaurant	326	\$13.09	\$11.28	\$13.08	\$14.61	\$27,232
35-2015	Cooks, Short Order		\$11.33	\$9.54	\$10.65	\$11.75	\$23,574
33-1011	Correctional Officer Supervisors	88	\$26.19	\$24.71	\$25.31	\$25.32	\$54,475
33-3012	Correctional Officers & Jailers	670	\$21.57	\$22.19	\$22.39	\$22.94	\$44,859
13-1051	Cost Estimators	56	\$29.82	\$21.14	\$27.42	\$39.06	\$62,024
41-2021	Counter & Rental Clerks	189	\$15.38	\$11.29	\$13.98	\$18.26	\$31,990
43-4031	Court, Municipal & License Clerks	87	\$16.91	\$14.53	\$17.02	\$19.15	\$35,153
53-7021	Crane & Tower Operators	28	\$35.99	\$32.16	\$35.26	\$40.74	\$74,868
43-4051	Customer Service Representatives	380	\$15.35	\$11.71	\$14.98	\$17.88	\$31,946
51-9032	Cutting & Slicing Machine Setters/Operators & Tenders	38	\$17.01	\$13.69	\$15.93	\$20.75	\$35,380
43-9021	Data Entry Keyers	38	\$17.54	\$14.52	\$18.37	\$20.74	\$36,472
15-1141	Database Administrators	12	\$35.68	\$24.15	\$39.79	\$45.17	\$74,212
41-9011	Demonstrators & Product Promoters		\$13.45	\$12.88	\$13.78	\$14.67	\$27,977
31-9091	Dental Assistants	150	\$17.75	\$16.07	\$17.53	\$19.04	\$36,909
29-2021	Dental Hygienists	119	\$38.46	\$35.27	\$40.33	\$43.80	\$80,002
51-9081	Dental Laboratory Technicians	11	\$20.52	\$10.82	\$18.26	\$30.35	\$42,688
29-1021	Dentists, General	32	\$62.98	\$47.25	\$57.20	\$72.53	\$130,984
33-3021	Detectives & Criminal Investigators	95	\$42.21	\$40.98	\$45.06	\$45.07	\$87,797
29-2032	Diagnostic Medical Sonographers	61	\$33.88	\$28.64	\$33.93	\$39.59	\$70,471
29-2051	Dietetic Technicians	36	\$12.24	\$10.61	\$11.65	\$13.75	\$25,461
29-1031	Dietitians & Nutritionists	25	\$30.41	\$26.40	\$30.18	\$36.74	\$63,241
35-9011	Dining Room & Cafeteria Attendants & Bartender Helpers	157	\$10.95	\$9.56	\$9.71	\$11.02	\$22,777
35-9021	Dishwashers	219	\$10.43	\$9.63	\$10.25	\$11.18	\$21,704
43-5032	Dispatchers (Except Police, Fire & Ambulance)	25	\$19.21	\$15.44	\$18.75	\$22.96	\$39,953
53-3031	Driver/Sales Workers	55	\$15.48	\$12.89	\$14.98	\$18.05	\$32,198
47-5021	Earth Drillers, Except Oil & Gas	26	\$21.16	\$18.68	\$20.92	\$23.01	\$44,011
27-3041	Editors	29	\$28.15	\$19.06	\$23.03	\$29.32	\$58,547
11-9031	Educ Administrators, Preschool/Childcare Center/Program	33	\$19.70	\$11.81	\$20.79	\$24.86	\$40,974
11-9032	Education Administrators, Elementary & Secondary School	110					\$90,618
11-9033	Education Administrators, Postsecondary		\$41.00	\$32.61	\$39.33	\$47.39	\$85,285
25-9099	Education, Training & Library Workers, All Other	117	\$21.14	\$18.18	\$20.99	\$23.37	\$43,966
21-1012	Educational, Guidance, Vocational & School Counselors		\$27.66	\$22.00	\$26.48	\$34.07	\$57,543
17-3023	Electrical & Electronics Engineering Technicians	34	\$29.53	\$24.02	\$30.75	\$36.74	\$61,406
17-2071	Electrical Engineers	105	\$44.05	\$38.56	\$44.91	\$52.37	\$91,612
49-9051	Electrical Power Line Installers & Repairers	107	\$40.06	\$38.48	\$41.97	\$45.64	\$83,328
49-2094	Electrical/Electronics Repairers, Comm & Industrial Equip	11	\$27.95	\$25.92	\$25.92	\$30.96	\$58,118
49-2095	Electrical/Electronics Repairers, Powerhouse/Relay	18	\$41.97	\$39.84	\$42.87	\$45.88	\$87,293
47-2111	Electricians	191	\$26.58	\$18.93	\$27.58	\$33.19	\$55,290

SOC code	Eastern WA Nonmetropolitan Area Occupational title	Estimated employment	Average wage	Percentiles			Annual wage
				25th	50th	75th	
25-2021	Elementary School Teachers, Except Special Education	742					\$58,618
43-4061	Eligibility Interviewers, Government Programs		\$20.43	\$17.66	\$20.64	\$22.96	\$42,490
29-2041	Emergency Medical Technicians & Paramedics	52	\$25.92	\$16.53	\$22.45	\$36.50	\$53,903
17-3029	Engineering Technicians, Except Drafters, All Other	119	\$34.22	\$30.37	\$35.16	\$36.75	\$71,181
17-2199	Engineers, All Other	83	\$40.68	\$31.10	\$44.32	\$52.37	\$84,606
25-1123	English Language & Literature Teachers, Postsecondary						\$50,191
17-3025	Environmental Engineering Technicians		\$31.82	\$28.71	\$33.26	\$36.23	\$66,192
17-2081	Environmental Engineers	23	\$42.50	\$36.93	\$44.04	\$46.97	\$88,398
19-4091	Environmental Science & Protection Techs (Inc Health)	42	\$19.94	\$16.27	\$17.58	\$19.71	\$41,492
19-2041	Environmental Scientists & Specialists (Inc Health)	52	\$31.63	\$25.10	\$29.25	\$38.61	\$65,776
53-7032	Excavating & Loading Machine & Dragline Operators	72	\$23.57	\$20.49	\$22.73	\$25.28	\$49,014
43-6011	Executive Secretaries & Administrative Assistants	150	\$21.46	\$17.51	\$20.18	\$23.71	\$44,652
29-1062	Family & General Practitioners	40	\$80.59	\$67.05	\$79.57	\$90.68	\$167,619
49-3041	Farm Equipment Mechanics & Service Technicians		\$18.80	\$14.32	\$18.41	\$23.29	\$39,114
45-2092	Farm Workers & Laborers/Crop/Nursery & Greenhouse	239	\$13.11	\$10.46	\$11.38	\$14.22	\$27,280
45-1011	Farming, Fishing & Forestry Worker Supervisors		\$22.13	\$17.19	\$22.28	\$27.06	\$46,028
43-4071	File Clerks	33	\$13.77	\$10.82	\$13.66	\$16.72	\$28,648
43-3099	Financial Clerks, All Other		\$19.46	\$16.30	\$18.24	\$21.44	\$40,471
11-3031	Financial Managers	223	\$38.69	\$28.74	\$33.68	\$45.70	\$80,479
13-2099	Financial Specialists, All Other	39	\$32.79	\$21.29	\$27.39	\$37.25	\$68,210
33-2011	Fire Fighters	302	\$19.82	\$11.35	\$20.63	\$24.25	\$41,232
33-1021	Fire Fighting & Prevention Worker Supervisors	64	\$32.03	\$26.52	\$30.28	\$39.89	\$66,635
33-3031	Fish & Game Wardens	13	\$32.85	\$32.82	\$33.61	\$33.62	\$68,321
39-9031	Fitness Trainers & Aerobics Instructors	80	\$16.51	\$11.30	\$15.65	\$21.02	\$34,334
27-1023	Floral Designers	33	\$12.47	\$10.45	\$11.70	\$14.35	\$25,937
51-3092	Food Batchmakers	19	\$12.48	\$10.72	\$11.94	\$14.03	\$25,965
35-1012	Food Preparation & Serving Worker Supervisors	277	\$16.66	\$12.65	\$15.49	\$19.56	\$34,651
35-2021	Food Preparation Workers	459	\$10.47	\$9.57	\$9.88	\$11.12	\$21,786
35-3041	Food Servers, Nonrestaurant	176	\$10.84	\$9.70	\$10.59	\$11.49	\$22,552
11-9051	Food Service Managers	73	\$26.73	\$16.91	\$27.38	\$35.24	\$55,586
25-1124	Foreign Language & Literature Teachers, Postsecondary						\$56,579
19-4093	Forest & Conservation Technicians	263	\$18.45	\$13.78	\$17.75	\$22.22	\$38,379
19-1032	Foresters	43	\$30.78	\$27.87	\$30.16	\$34.03	\$64,032
13-1131	Fundraisers	33	\$21.26	\$17.11	\$19.48	\$23.29	\$44,229
39-3011	Gaming Dealers	40	\$10.82	\$9.58	\$9.89	\$11.37	\$22,511
11-1021	General & Operations Managers	540	\$44.65	\$32.29	\$40.84	\$52.89	\$92,869
27-1024	Graphic Designers	68	\$20.01	\$15.68	\$18.58	\$23.43	\$41,613
39-5012	Hairdressers, Hairstylists & Cosmetologists	150	\$14.97	\$11.78	\$13.86	\$16.82	\$31,136
29-1199	Health Diagnosing & Treating Practitioners, All Other	20					
21-1091	Health Educators	38	\$25.11	\$17.48	\$26.53	\$32.64	\$52,219
29-2099	Health Technologists & Technicians, All Other	37	\$28.09	\$21.60	\$26.29	\$32.53	\$58,425
29-9099	Healthcare Practitioners & Technical Workers, All Other	25	\$25.74	\$19.30	\$22.97	\$29.91	\$53,548
21-1022	Healthcare Social Workers	43	\$25.40	\$22.51	\$26.05	\$28.91	\$52,828
31-9099	Healthcare Support Workers, All Other	89	\$15.49	\$12.30	\$15.45	\$18.46	\$32,219
49-9021	Heating/Air Cond/Refrigeration Mechanics & Installers	43	\$20.68	\$15.45	\$17.49	\$26.27	\$43,008
53-1021	Helper/Laborer & Material Mover(hand) Supervisors	35	\$29.92	\$23.63	\$31.95	\$36.39	\$62,241
47-4051	Highway Maintenance Workers	241	\$20.60	\$18.14	\$20.63	\$22.54	\$42,846
25-1125	History Teachers, Postsecondary						\$58,050
31-1011	Home Health Aides		\$12.84	\$11.05	\$12.63	\$14.14	\$26,711
35-9031	Hosts & Hostesses, Restaurant, Lounge & Coffee Shop	54					
43-4081	Hotel, Motel & Resort Desk Clerks	86	\$10.64	\$9.75	\$10.57	\$11.40	\$22,113
37-1011	Housekeeping & Janitorial Worker Supervisors	43	\$19.24	\$13.71	\$17.02	\$25.24	\$40,016
13-1071	Human Resource Specialists	196	\$27.12	\$21.58	\$26.55	\$30.16	\$56,417
43-4161	Human Resources Assistants, Except Payroll & Timekeeping	48	\$18.85	\$14.24	\$19.24	\$22.86	\$39,182
11-3121	Human Resources Managers	36	\$45.03	\$36.21	\$45.25	\$55.07	\$93,670
17-2112	Industrial Engineers	78	\$36.33	\$26.98	\$32.85	\$46.58	\$75,561
49-9041	Industrial Machinery Mechanics	155	\$26.50	\$16.66	\$20.90	\$39.96	\$55,116
11-3051	Industrial Production Managers	46	\$42.15	\$30.14	\$36.01	\$51.74	\$87,688
53-7051	Industrial Truck & Tractor Operators	241	\$17.72	\$14.53	\$17.18	\$19.95	\$36,865
43-4199	Information & Record Clerks, All Other	123	\$19.51	\$16.98	\$19.88	\$22.36	\$40,603
51-9061	Inspectors, Testers, Sorters, Samplers & Weighers	163	\$21.08	\$16.39	\$19.98	\$25.44	\$43,858
49-9098	Installation, Maintenance & Repair Helpers	14	\$14.49	\$10.84	\$12.28	\$14.55	\$30,149

SOC code	Eastern WA Nonmetropolitan Area Occupational title	Estimated employment	Average wage	Percentiles			Annual wage
				25th	50th	75th	
49-9099	Installation, Maintenance & Repair Workers, All Other		\$23.79	\$17.24	\$22.47	\$30.41	\$49,478
25-9031	Instructional Coordinators		\$26.55	\$22.01	\$26.11	\$31.23	\$55,221
43-4111	Interviewers, Except Eligibility & Loan	101	\$16.80	\$15.25	\$16.85	\$18.43	\$34,930
37-2011	Janitors & Cleaners, Except Maids & Housekeeping	1,128	\$14.42	\$11.75	\$13.89	\$16.52	\$29,991
23-1023	Judges, Magistrate Judges & Magistrates	24	\$54.11	\$37.36	\$44.14	\$63.18	\$112,530
25-2012	Kindergarten Teachers, Except Special Education	131					\$53,446
13-1075	Labor Relations Specialists	14	\$25.39	\$16.53	\$20.76	\$31.42	\$52,818
53-7062	Laborers & Freight, Stock & Material Movers, Hand	832	\$15.97	\$12.66	\$14.90	\$18.00	\$33,225
37-3011	Landscaping & Groundskeeping Workers	492	\$13.42	\$10.47	\$11.87	\$14.92	\$27,907
37-1012	Landscaping/Lawn & Groundskeeping Worker Supervisors	25	\$25.58	\$24.22	\$26.33	\$28.39	\$53,208
51-6011	Laundry & Dry-Cleaning Workers	43	\$12.46	\$10.36	\$12.45	\$14.21	\$25,914
23-1011	Lawyers	122	\$46.77	\$28.01	\$35.96	\$53.06	\$97,300
43-6012	Legal Secretaries	73	\$16.44	\$14.01	\$16.03	\$18.31	\$34,199
11-1031	Legislators	120					\$58,182
25-4021	Librarians	63	\$23.25	\$19.84	\$23.12	\$28.51	\$48,356
43-4121	Library Assistants, Clerical	123	\$12.28	\$9.72	\$12.42	\$14.17	\$25,543
25-4031	Library Technicians	128	\$18.21	\$15.33	\$19.87	\$22.18	\$37,882
19-4099	Life, Physical & Social Science Technicians, All Other	28	\$22.32	\$18.32	\$21.00	\$28.82	\$46,430
43-4131	Loan Interviewers & Clerks	43	\$16.34	\$12.85	\$15.87	\$19.99	\$33,986
13-2072	Loan Officers	87	\$38.91	\$27.74	\$37.37	\$45.55	\$80,925
45-4023	Log Graders & Scalers	46	\$18.39	\$16.01	\$18.26	\$21.07	\$38,255
45-4022	Logging Equipment Operators	213	\$21.60	\$17.72	\$20.94	\$25.69	\$44,913
13-1081	Logisticians	46	\$38.69	\$31.09	\$40.66	\$44.05	\$80,479
51-4041	Machinists		\$19.68	\$16.47	\$17.91	\$20.51	\$40,947
37-2012	Maids & Housekeeping Cleaners	376	\$11.55	\$10.04	\$11.12	\$12.62	\$24,013
43-9051	Mail Clerks & Mail Machine Oprs, Except Postal Service	14	\$14.48	\$12.64	\$14.11	\$16.69	\$30,110
49-9071	Maintenance & Repair Workers, General	826	\$21.47	\$14.18	\$20.26	\$28.40	\$44,651
49-9043	Maintenance Workers, Machinery	19	\$18.66	\$13.69	\$15.24	\$24.84	\$38,809
13-1111	Management Analysts	175	\$41.27	\$33.18	\$40.48	\$47.38	\$85,832
11-9199	Managers, All Other	141	\$51.20	\$44.31	\$53.17	\$61.88	\$106,487
13-1161	Market Research Analysts & Marketing Specialists	98	\$24.77	\$17.09	\$22.24	\$32.85	\$51,530
11-2021	Marketing Managers	20	\$60.20	\$41.46	\$53.87	\$69.20	\$125,215
31-9011	Massage Therapists	22	\$21.53	\$12.53	\$22.39	\$28.54	\$44,777
25-1022	Mathematical Science Teachers, Postsecondary						\$55,647
17-3013	Mechanical Drafters		\$25.33	\$18.61	\$25.81	\$30.52	\$52,676
17-2141	Mechanical Engineers	90	\$43.05	\$39.39	\$44.05	\$50.61	\$89,544
49-1011	Mechanics, Installers & Repairers Supervisors	223	\$30.47	\$24.84	\$29.29	\$36.30	\$63,391
29-2012	Medical & Clinical Laboratory Technicians	53	\$21.66	\$16.69	\$20.13	\$24.39	\$45,051
29-2011	Medical & Clinical Laboratory Technologists	83	\$30.22	\$26.37	\$30.21	\$34.67	\$62,846
11-9111	Medical & Health Services Managers	191	\$48.86	\$36.48	\$45.15	\$55.72	\$101,640
31-9092	Medical Assistants	120	\$16.02	\$13.53	\$15.58	\$18.31	\$33,333
31-9093	Medical Equipment Preparers	13	\$17.43	\$13.10	\$14.74	\$21.88	\$36,265
29-2071	Medical Records & Health Information Technicians	68	\$18.68	\$14.40	\$17.91	\$21.88	\$38,855
43-6013	Medical Secretaries	147	\$16.62	\$13.65	\$16.31	\$19.23	\$34,575
31-9094	Medical Transcriptionists	36	\$17.35	\$14.69	\$17.37	\$19.49	\$36,081
13-1121	Meeting,Convention & Event Planners	35	\$22.06	\$16.86	\$19.44	\$23.43	\$45,892
21-1023	Mental Health & Substance Abuse Social Workers	38	\$17.66	\$15.84	\$17.14	\$18.42	\$36,726
21-1014	Mental Health Counselors	54	\$24.33	\$19.69	\$24.47	\$26.93	\$50,597
43-5041	Meter Readers, Utilities	14	\$24.83	\$21.82	\$26.00	\$28.53	\$51,654
19-1022	Microbiologists	16	\$24.84	\$16.96	\$18.61	\$33.57	\$51,662
25-2022	Middle School Teachers (Except Special Ed & Vocational)	221					\$60,149
49-9044	Millwrights	84	\$25.38	\$20.29	\$23.26	\$32.13	\$52,804
51-9023	Mixing & Blending Machine Setters, Operators & Tenders		\$20.24	\$18.60	\$20.81	\$22.66	\$42,108
49-3042	Mobile Heavy Equipment Mechanics, Except Engines	55	\$27.00	\$21.25	\$27.05	\$33.37	\$56,161
39-4031	Morticians, Undertakers & Funeral Directors		\$24.41	\$18.31	\$25.46	\$29.11	\$50,776
11-9121	Natural Sciences Managers	78	\$44.39	\$33.16	\$48.35	\$52.38	\$92,332
15-1142	Network & Computer Systems Administrators	103	\$34.98	\$28.33	\$34.80	\$41.30	\$72,762
39-2021	Nonfarm Animal Caretakers	93	\$12.30	\$9.94	\$10.87	\$11.80	\$25,597
29-2033	Nuclear Medicine Technologists	18	\$37.62	\$32.12	\$38.81	\$44.23	\$78,238
29-1151	Nurse Anesthetists						\$236,904
29-1171	Nurse Practitioners	49	\$46.51	\$41.20	\$45.63	\$52.75	\$96,743
29-2061	Nurses, Practical & Vocational (Licensed)	148	\$22.73	\$19.12	\$21.76	\$26.22	\$47,281



SOC code	Eastern WA Nonmetropolitan Area Occupational title	Estimated employment	Average wage	Percentiles			Annual wage
				25th	50th	75th	
31-1014	Nursing Assistants	622	\$13.09	\$11.14	\$12.80	\$14.61	\$27,232
29-9011	Occupational Health & Safety Specialists	49	\$34.99	\$28.18	\$34.14	\$44.04	\$72,783
29-1122	Occupational Therapists	35	\$43.73	\$39.76	\$43.54	\$47.31	\$90,953
43-1011	Office & Administrative Support Worker Supervisors	591	\$27.20	\$20.18	\$23.70	\$34.18	\$56,576
43-9199	Office & Administrative Support Workers, All Other		\$15.64	\$12.78	\$14.34	\$18.19	\$32,525
43-9061	Office Clerks, General	1,055	\$15.18	\$12.08	\$14.98	\$17.50	\$31,581
47-2073	Operating Engineers & Construction Equipment Operators	236	\$23.80	\$18.67	\$23.66	\$28.83	\$49,514
29-2081	Opticians, Dispensing	35	\$18.56	\$13.56	\$18.39	\$23.34	\$38,602
29-1041	Optometrists	11	\$35.57	\$26.36	\$28.79	\$48.56	\$73,989
43-4151	Order Clerks	30	\$15.93	\$14.07	\$16.57	\$18.12	\$33,134
51-9111	Packaging & Filling Machine Operators & Tenders	159	\$14.11	\$12.73	\$13.71	\$14.69	\$29,334
53-7064	Packers & Packagers, Hand	137	\$11.05	\$9.63	\$9.75	\$11.25	\$22,977
47-2141	Painters, Construction & Maintenance	130	\$17.05	\$12.37	\$14.08	\$20.71	\$35,448
51-9122	Painters, Transportation Equipment	31	\$18.16	\$14.28	\$16.75	\$20.69	\$37,772
23-2011	Paralegals & Legal Assistants	83	\$22.58	\$18.76	\$23.08	\$26.63	\$46,967
41-2022	Parts Salespersons	86	\$14.78	\$11.52	\$13.70	\$17.21	\$30,743
43-3051	Payroll & Timekeeping Clerks	64	\$19.85	\$15.29	\$19.69	\$23.91	\$41,293
39-9021	Personal Care Aides	747	\$11.68	\$10.35	\$11.40	\$12.90	\$24,300
13-2052	Personal Financial Advisors	38	\$45.23	\$24.93	\$35.71	\$70.68	\$94,096
39-1021	Personal Service Worker Supervisors	69	\$19.34	\$15.29	\$18.37	\$24.85	\$40,230
37-3012	Pesticide Handlers, Sprayers & Applicators, Vegetation		\$18.35	\$15.66	\$17.39	\$20.71	\$38,176
29-1051	Pharmacists	139	\$57.80	\$52.11	\$58.21	\$65.32	\$120,216
31-9095	Pharmacy Aides		\$13.81	\$12.23	\$13.71	\$15.42	\$28,714
29-2052	Pharmacy Technicians	158	\$17.45	\$15.43	\$17.56	\$20.12	\$36,300
25-1126	Philosophy & Religion Teachers, Postsecondary	62					\$57,573
31-9097	Phlebotomists	51	\$16.12	\$13.58	\$15.72	\$18.22	\$33,537
19-2099	Physical Scientists, All Other	31	\$41.93	\$38.39	\$44.05	\$51.03	\$87,211
31-2022	Physical Therapist Aides	26	\$13.23	\$11.30	\$12.91	\$14.41	\$27,518
31-2021	Physical Therapist Assistants	28	\$26.58	\$24.58	\$26.98	\$29.35	\$55,292
29-1123	Physical Therapists	81	\$43.45	\$38.32	\$43.46	\$49.13	\$90,375
29-1071	Physician Assistants	48	\$50.95	\$46.61	\$49.77	\$57.87	\$105,980
29-1069	Physicians & Surgeons, All Other	78					\$235,758
25-1054	Physics Teachers, Postsecondary						\$60,595
47-2151	Pipelayers	15	\$20.91	\$19.87	\$21.24	\$22.61	\$43,484
47-2152	Plumbers, Pipefitters, & Steamfitters	126	\$28.46	\$20.39	\$26.57	\$34.34	\$59,191
33-1012	Police & Detective Supervisors	68	\$36.62	\$32.46	\$37.09	\$41.52	\$76,169
33-3051	Police & Sheriff's Patrol Officers	247	\$28.19	\$24.19	\$28.91	\$33.75	\$58,634
43-5031	Police, Fire & Ambulance Dispatchers	40	\$22.17	\$19.85	\$21.67	\$23.49	\$46,113
25-1065	Political Science Teachers, Postsecondary						\$62,258
43-5051	Postal Service Clerks	71	\$19.29	\$13.14	\$15.50	\$27.13	\$40,116
43-5052	Postal Service Mail Carriers	172	\$22.93	\$20.23	\$22.25	\$27.91	\$47,717
43-5053	Postal Svc Mail Sorters/Processors/Processing Mach Oprs	34	\$13.04	\$12.18	\$12.19	\$12.19	\$27,116
11-9131	Postmasters & Mail Superintendents	35	\$29.26	\$27.46	\$28.53	\$32.96	\$60,869
25-1199	Postsecondary Teachers, All Other						\$51,408
51-8012	Power Distributors & Dispatchers	32	\$40.98	\$31.08	\$43.25	\$47.56	\$85,223
51-8013	Power Plant Operators	18	\$39.97	\$35.10	\$41.23	\$45.52	\$83,126
25-2011	Preschool Teachers, Except Special Education	143	\$14.19	\$11.34	\$13.58	\$16.45	\$29,506
51-5112	Printing Press Operators	34	\$15.36	\$12.30	\$14.53	\$17.52	\$31,950
21-1092	Probation Officers & Correctional Treatment Specialists	78	\$23.61	\$22.06	\$24.63	\$25.87	\$49,107
43-3061	Procurement Clerks	36	\$20.77	\$17.62	\$21.03	\$24.75	\$43,211
27-2012	Producers & Directors	30					
51-1011	Production & Operating Worker Supervisors	360	\$26.01	\$20.28	\$24.32	\$29.37	\$54,098
51-9199	Production Workers, All Other	18	\$16.63	\$13.12	\$14.60	\$20.11	\$34,586
43-5061	Production, Planning & Expediting Clerks	91	\$19.53	\$14.95	\$18.93	\$23.38	\$40,603
11-9141	Property, Real Estate & Community Association Managers	29	\$24.57	\$15.53	\$18.31	\$33.15	\$51,104
33-1099	Protective Service Worker Supervisors, All Other		\$24.67	\$18.99	\$25.03	\$30.35	\$51,307
33-9099	Protective Service Workers, All Other	60					
25-1066	Psychology Teachers, Postsecondary						\$52,949
11-2031	Public Relations & Fundraising Managers	54	\$42.21	\$33.04	\$38.69	\$47.58	\$87,800
27-3031	Public Relations Specialists	77	\$28.37	\$18.45	\$25.61	\$36.74	\$59,003
13-1023	Purchasing Agents, Except Wholesale/Retail/Farm Products	133	\$30.03	\$21.23	\$28.27	\$38.35	\$62,460
29-2034	Radiologic Technologists	86	\$28.99	\$25.21	\$28.81	\$33.45	\$60,301

SOC code	Eastern WA Nonmetropolitan Area Occupational title	Estimated employment	Average wage	Percentiles			Annual wage
				25th	50th	75th	
53-4031	Railroad Conductors & Yardmasters	18	\$18.62	\$16.67	\$18.15	\$20.70	\$38,725
41-9022	Real Estate Sales Agents	80	\$38.85	\$35.05	\$43.18	\$45.52	\$80,819
43-4171	Receptionists & Information Clerks	345	\$13.87	\$12.29	\$13.74	\$15.24	\$28,861
25-1193	Recreation & Fitness Studies Teachers, Postsecondary						\$48,792
39-9032	Recreation Workers	134	\$13.01	\$9.63	\$11.15	\$14.83	\$27,048
53-7081	Refuse & Recyclable Material Collectors	43	\$18.95	\$15.56	\$19.99	\$22.39	\$39,427
29-1141	Registered Nurses	1,164	\$34.80	\$28.38	\$34.76	\$40.96	\$72,387
21-1015	Rehabilitation Counselors	40	\$19.88	\$14.18	\$18.74	\$26.17	\$41,360
27-3022	Reporters & Correspondents	33	\$13.78	\$10.45	\$11.77	\$14.35	\$28,655
39-9041	Residential Advisors		\$15.87	\$12.00	\$14.22	\$19.48	\$33,006
29-1126	Respiratory Therapists	60	\$31.35	\$27.64	\$32.36	\$35.80	\$65,208
41-2031	Retail Salespersons	1,511	\$13.40	\$10.13	\$11.62	\$14.39	\$27,883
11-2022	Sales Managers	79	\$42.74	\$33.11	\$42.24	\$52.19	\$88,905
41-3099	Sales Reps, Services, All Other		\$23.43	\$13.13	\$21.57	\$30.86	\$48,734
41-4012	Sales Reps/Wholesale/Mfg, Except Tech/Science Products	481	\$29.29	\$15.90	\$20.87	\$33.99	\$60,910
41-4011	Sales Reps/Wholesale/Mfg, Tech/Scientific Products	13	\$29.33	\$14.85	\$28.08	\$43.11	\$61,004
41-1012	Sales Worker Supervisors, Non-Retail	52	\$38.04	\$23.63	\$34.06	\$52.24	\$79,111
41-1011	Sales Worker Supervisors, Retail	479	\$19.72	\$14.16	\$17.69	\$23.87	\$41,022
51-7041	Sawing Machine Setters/Operators & Tenders, Wood	107	\$17.07	\$15.01	\$17.07	\$19.49	\$35,492
25-2031	Secondary School Teachers, Except Spec/Voc/Tech Educ	419					\$63,515
43-6014	Secretaries & Admin Assts, Except Legal/Medical & Exec	1,300	\$16.45	\$13.83	\$16.45	\$18.60	\$34,209
41-3031	Securities, Commodities & Financial Services Sales Agents	51	\$24.68	\$16.14	\$19.06	\$29.60	\$51,322
33-9032	Security Guards	152					
25-3021	Self-Enrichment Education Teachers	58	\$22.76	\$15.86	\$20.49	\$27.24	\$47,352
51-9012	Separating & Filtering Machine Setters/Operators/Tenders	142	\$18.88	\$15.54	\$18.70	\$22.36	\$39,268
51-6031	Sewing Machine Operators	14	\$13.60	\$10.61	\$13.44	\$16.66	\$28,285
43-5071	Shipping, Receiving & Traffic Clerks	158	\$17.40	\$13.34	\$17.12	\$21.16	\$36,198
11-9151	Social & Community Service Managers	60	\$28.18	\$23.27	\$27.74	\$33.37	\$58,607
21-1093	Social & Human Service Assistants	263	\$14.79	\$11.55	\$13.86	\$17.15	\$30,774
19-3099	Social Scientists & Related Workers, All Other	14	\$28.17	\$24.14	\$28.03	\$30.38	\$58,597
21-1029	Social Workers, All Other	50	\$24.13	\$16.12	\$18.74	\$32.04	\$50,202
25-1067	Sociology Teachers, Postsecondary						\$52,899
15-1132	Software Developers, Applications	34	\$42.30	\$33.60	\$42.15	\$51.92	\$87,992
19-1013	Soil & Plant Scientists	27	\$44.38	\$29.96	\$44.04	\$58.76	\$92,322
25-2052	Special Ed Teachers, Kindergarten & Elementary School	61					\$55,991
25-2053	Special Education Teachers, Middle School	23					\$52,655
25-2054	Special Education Teachers, Secondary School	43					\$64,620
29-1127	Speech-Language Pathologists	34	\$36.43	\$31.19	\$38.40	\$43.79	\$75,764
51-8021	Stationary Engineers & Boiler Operators	54	\$27.67	\$23.63	\$26.71	\$31.35	\$57,568
15-2041	Statisticians		\$36.56	\$25.24	\$41.42	\$45.80	\$76,048
43-5081	Stock Clerks & Order Fillers	455	\$12.70	\$10.52	\$11.70	\$14.14	\$26,416
21-1011	Substance Abuse & Behavioral Disorder Counselors	25	\$22.26	\$17.50	\$21.05	\$24.24	\$46,298
25-3098	Substitute Teachers	583	\$16.65	\$15.57	\$16.92	\$18.27	\$34,637
29-2055	Surgical Technologists	42	\$23.11	\$20.61	\$22.84	\$26.31	\$48,072
17-3031	Surveying & Mapping Technicians	31	\$21.94	\$17.92	\$21.24	\$25.11	\$45,649
17-1022	Surveyors	20	\$31.98	\$25.70	\$32.09	\$38.49	\$66,516
43-2011	Switchboard Operators, Including Answering Service	52	\$11.20	\$9.64	\$9.98	\$12.81	\$23,300
13-2081	Tax Examiners, Collectors & Revenue Agents	42	\$22.57	\$20.95	\$23.29	\$24.46	\$46,937
13-2082	Tax Preparers		\$15.77	\$14.24	\$16.41	\$17.84	\$32,802
53-3041	Taxi Drivers & Chauffeurs		\$13.56	\$10.82	\$12.09	\$14.66	\$28,203
25-9041	Teacher Assistants	1,156					\$27,935
25-3097	Teachers & Instructors, All Other, Exc Substitute Teachers	31					\$59,459
51-2092	Team Assemblers		\$14.92	\$12.76	\$14.18	\$16.33	\$31,023
49-2022	Telecom Equip Installers/Repairers, Except Line	68	\$27.56	\$22.79	\$28.69	\$33.92	\$57,337
49-9052	Telecommunications Line Installers & Repairers		\$21.00	\$16.80	\$20.89	\$23.21	\$43,677
43-3071	Tellers	373	\$12.83	\$10.85	\$12.07	\$14.39	\$26,669
49-3093	Tire Repairers & Changers		\$15.34	\$11.17	\$13.05	\$17.36	\$31,914
23-2093	Title Examiners, Abstractors, & Searchers	14	\$20.03	\$17.34	\$20.29	\$22.69	\$41,654
13-1151	Training & Development Specialists	27	\$31.91	\$22.90	\$33.99	\$39.36	\$66,364
33-9093	Transportation Security Screeners	13	\$19.01	\$17.42	\$18.57	\$21.13	\$39,535
11-3071	Transportation, Storage & Distribution Managers	18	\$38.79	\$24.06	\$36.48	\$52.44	\$80,692
53-1031	Transportation/Material Moving Vehicle Operator Supervisors	81	\$25.41	\$20.85	\$26.01	\$29.49	\$52,837

SOC code	Eastern WA Nonmetropolitan Area Occupational title	Estimated employment	Average wage	Percentiles			Annual wage
				25th	50th	75th	
53-3032	Truck Drivers, Heavy & Tractor-Trailer	639	\$20.75	\$16.04	\$18.64	\$24.84	\$43,158
53-3033	Truck Drivers, Light or Delivery Services	159	\$17.05	\$12.14	\$17.83	\$21.10	\$35,452
19-3051	Urban & Regional Planners	16	\$35.00	\$29.80	\$35.27	\$41.16	\$72,803
29-1131	Veterinarians	22	\$44.30	\$28.26	\$39.52	\$46.45	\$92,139
31-9096	Veterinary Assistants & Laboratory Animal Caretakers	48	\$12.99	\$12.05	\$13.15	\$14.25	\$27,028
25-1194	Vocational Education Teachers, Postsecondary	96	\$24.31	\$20.87	\$24.80	\$27.91	\$50,587
35-3031	Waiters & Waitresses	655	\$12.23	\$9.57	\$9.68	\$11.28	\$25,434
51-8031	Water & Wastewater Treatment Plant & System Operators	35	\$21.04	\$17.67	\$19.86	\$23.08	\$43,767
15-1134	Web Developers	30					
51-4121	Welders, Cutters, Solderers & Brazers	171	\$23.56	\$16.92	\$20.79	\$27.15	\$48,998
13-1022	Wholesale & Retail Buyers, Except Farm Products	21	\$17.75	\$16.02	\$17.60	\$19.38	\$36,939
43-9022	Word Processors & Typists	14	\$16.49	\$16.18	\$16.98	\$18.13	\$34,301
27-3043	Writers & Authors	11	\$21.20	\$12.05	\$23.35	\$26.90	\$44,098
19-1023	Zoologists & Wildlife Biologists	104	\$27.24	\$20.09	\$27.26	\$30.90	\$56,640