

2012 OCCUPATIONAL EMPLOYMENT AND WAGE ESTIMATES



Occupations
Employment Estimates
Average Wages
Wage Percentiles
Annual Wages



**Washington State
Employment Security Department**

Labor Market and Economic Analysis

June 2012



2012 Occupational Employment and Wage Estimates

Published June 2012

Washington State Employment Security Department
Paul Trause, *commissioner*

Labor Market and Economic Analysis, Occupational Employment Statistics Unit
Charlie Saibel, *supervisor*

Cover photo credits:

'Scientist' Photo by ©iStock/David Ahn
'Veterinarian' Photo by ©iStock/AlexRaths
'Businessmen' Photo by ©Galina Barskaya/Dreamstime.com
'Network Technician' Photo by ©Benis Arapovic/Dreamstime.com

The Employment Security Department is an equal-opportunity employer and provider of programs and services. Auxiliary aids and services are available upon request to people with disabilities.

Contents

| | |
|--|-----|
| Introduction and notes on estimates | iii |
| Definitions | iv |
| Map of survey areas | v |
| Washington statewide | 1 |
| Metropolitan statistical areas and divisions | |
| Bellingham | 15 |
| Bremerton-Silverdale | 23 |
| Kennewick-Pasco-Richland | 29 |
| Lewiston, Idaho-Clarkston, Washington | 37 |
| Longview | 41 |
| Mount Vernon-Anacortes | 47 |
| Olympia | 53 |
| Portland, Oregon-Vancouver, Washington | 61 |
| Seattle-Bellevue-Everett | 73 |
| Spokane | 85 |
| Tacoma | 95 |
| Wenatchee | 105 |
| Yakima | 111 |
| Balance-of-state areas | |
| Northwest Washington | 117 |
| Southwest Washington | 123 |
| Central Washington..... | 129 |
| Eastern Washington | 135 |

Introduction

Each year, the Employment Security Department's Labor Market and Economic Analysis branch compiles occupational employment and wage estimates for Washington state. The data are presented statewide, for Metropolitan Statistical Areas, for Metropolitan Divisions and for balance-of-state areas. All data are at the cross-industry level.

Occupational Employment Statistics (OES) is a program of the U.S. Department of Labor, Bureau of Labor Statistics. This federal-state cooperative program produces employment and wage estimates for nearly 840 occupations. National estimates, state estimates and more information about the program are available online at www.bls.gov/oes.

Notes on estimates

These occupational employment and wage estimates are based on the spring 2011 Occupational Employment Statistics survey. The survey collected employment counts and wages from more than 4,900 Washington employers. Data from the spring 2011 survey were combined with the fall 2008, spring 2009, fall 2009, spring 2010 and fall 2010 survey panels to create a sample size of more than 27,000 employers. Wage estimates were updated to a March 2012 level using Employment Cost Index (ECI) factors. Employment estimates are benchmarked to an average of November 2010 and May 2011 employment.

The spring 2011 survey used the revised 2010 Standard Occupational Classification (SOC) codes to categorize information about occupations. Until three years of data are collected using the 2010 SOC codes, some transitional codes are in use. For occupation definitions and other information about the SOC coding system, go to www.bls.gov/soc/.

Occupation and wage estimates are not provided for farms, the self-employed, owner/partners in unincorporated firms, the military, household workers or unpaid family workers. Estimates for some occupations or wage levels are not listed due to small sample size. These include occupations with an estimated employment of fewer than 10 people.

Definitions

25th Percentile – 25 percent of all wage earners earn below the wage rate specified.

50th Percentile – 50 percent of all wage earners earn below the wage rate specified. The 50th percentile is the median wage.

75th Percentile – 75 percent of all wage earners earn below the wage rate specified.

Annual wage – In instances where hourly rates are reported, the annual wage is calculated by multiplying the hourly rate by 2,080 hours. This is the annual equivalent of working full-time at 40 hours per week.

Average wage – The sum of all reported wage rates divided by the number of rates.

Balance-of-state area (BOS) – One of four groups of counties in Washington not included in a metropolitan statistical area. Each county group is considered economically related.

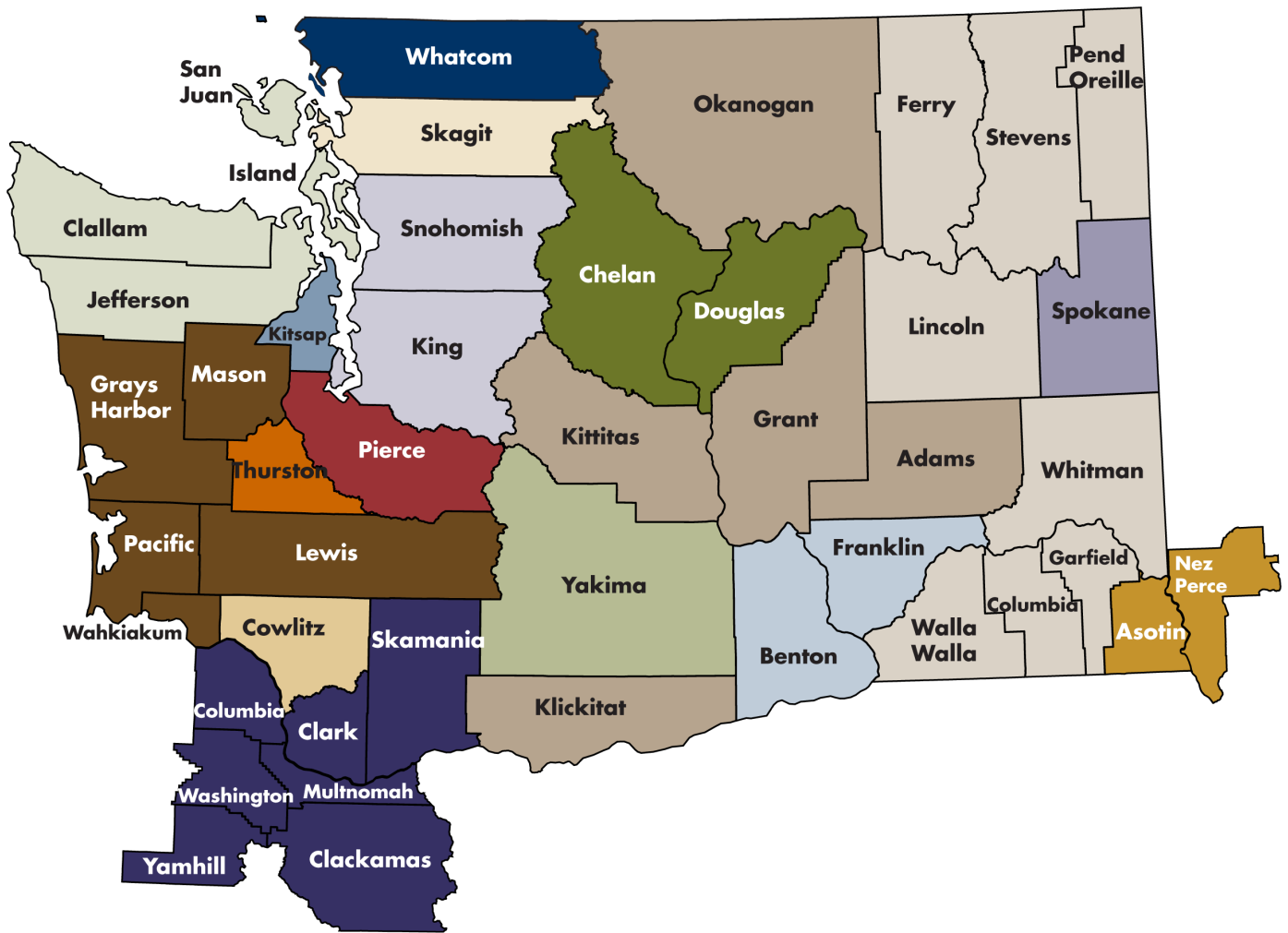
Employment cost index (ECI) – The employment cost index measures changes in wages, salaries and benefits for civilian workers. This includes private industry and state and local government. The ECI is published by the federal Bureau of Labor Statistics and can be found at <http://stats.bls.gov/ncs/ect/>.

Metropolitan Division (MD) – A county or group of counties that serve as a distinct employment region within a metropolitan statistical area that has a population of at least 2.5 million people.

Metropolitan Statistical Area (MSA) – A county or group of counties that are economically related having a principal city or urbanized area with a population of at least 50,000 people. A MSA may include contiguous counties from neighboring states. Also called a metro area.

Standard Occupational Classification (SOC) – The SOC system is used to sort and define nearly 840 occupations. The standardized system allows comparable research and reporting by individual states and the federal government. For more information on the SOC system, go to www.bls.gov/soc.

Map of survey areas



- Bellingham, WA MSA - Whatcom County
- Bremerton-Silverdale, WA MSA - Kitsap County
- Kennewick-Pasco-Richland, WA MSA - Benton and Franklin counties
- Lewiston-Clarkston, ID-WA MSA - Nez Perce, ID; and Asotin, WA counties
- Longview, WA MSA - Cowlitz County
- Mount Vernon-Anacortes, WA MSA - Skagit County
- Olympia, WA MSA - Thurston County
- Portland-Vancouver, OR-WA MSA - Clackamas, Columbia, Multnomah, Washington and Yamhill, OR; and Clark and Skamania, WA counties
- Seattle-Bellevue-Everett, WA MD - King and Snohomish counties
- Spokane, WA MSA - Spokane County
- Tacoma, WA MD - Pierce County
- Wenatchee, WA MSA - Chelan and Douglas counties
- Yakima, WA MSA - Yakima County
- Balance of State Northwest - Clallam, Island, Jefferson and San Juan counties
- Balance of State Southwest - Grays Harbor, Lewis, Mason, Pacific and Wahkiakum counties
- Balance of State Central - Adams, Grant, Kittitas, Klickitat and Okanogan counties
- Balance of State East - Columbia, Ferry, Garfield, Lincoln, Pend Oreille, Stevens, Walla Walla and Whitman counties

Washington Statewide
2012 Occupational Employment
and Wage Estimates
Includes all Counties in Washington State



| SOC Code | Washington Statewide Occupational Title | Estimated Employment | Average Wage | Percentiles | | | Annual Wage |
|----------|--|----------------------|--------------|-------------|---------|---------|-------------|
| | | | | 25th | 50th | 75th | |
| 13-2011 | Accountants & Auditors | 21,905 | \$32.55 | \$24.79 | \$30.23 | \$37.71 | \$67,689 |
| 27-2011 | Actors | 451 | \$20.12 | \$13.25 | \$17.24 | \$24.20 | |
| 15-2011 | Actuaries | 382 | \$50.09 | \$32.85 | \$43.98 | \$61.13 | \$104,186 |
| 23-1021 | Admin Law Judges, Adjudicators, & Hearing Officers | 452 | \$43.98 | \$37.87 | \$40.75 | \$45.37 | \$91,460 |
| 11-3011 | Administrative Svcs Mgrs | 4,781 | \$47.76 | \$35.07 | \$44.40 | \$56.78 | \$99,342 |
| 25-3011 | Adult Literacy, Remedial Ed, GED Teachers/Inst | 3,200 | \$22.14 | \$17.87 | \$21.75 | \$26.54 | \$46,060 |
| 11-2011 | Advertising & Promotions Mgrs | 526 | \$47.28 | \$33.45 | \$42.91 | \$59.90 | \$98,338 |
| 41-3011 | Advertising Sales Agents | 3,181 | \$29.93 | \$15.91 | \$21.87 | \$39.19 | \$62,241 |
| 17-3021 | Aerospace Engineering & Operations Technicians | 645 | \$32.64 | \$26.19 | \$32.75 | \$38.25 | \$67,899 |
| 17-2011 | Aerospace Engineers | 7,696 | \$49.38 | \$40.00 | \$48.46 | \$58.23 | \$102,720 |
| 13-1011 | Agents/Business Mgrs of Artists, Performers, Athletes | 31 | \$31.64 | \$13.11 | \$27.04 | \$37.89 | \$65,810 |
| 19-4011 | Agricultural & Food Science Technicians | 440 | \$17.17 | \$12.94 | \$16.37 | \$20.09 | \$35,720 |
| 45-2091 | Agricultural Equipment Operators | 906 | \$13.20 | \$10.97 | \$12.71 | \$14.39 | \$27,448 |
| 45-2011 | Agricultural Inspectors | 615 | \$19.31 | \$15.58 | \$19.28 | \$21.94 | \$40,169 |
| 25-1041 | Agricultural Sciences Teachers, Postsecondary | 41 | | | | | \$74,861 |
| 45-2099 | Agricultural Wkrs, All Other | 369 | \$17.36 | \$13.89 | \$18.35 | \$19.44 | \$36,103 |
| 53-2021 | Air Traffic Controllers | 630 | \$56.18 | \$42.69 | \$55.15 | \$72.09 | \$116,838 |
| 53-1011 | Aircraft Cargo Handling Supervisors | 198 | \$25.86 | \$17.19 | \$21.07 | \$38.00 | \$53,790 |
| 49-3011 | Aircraft Mechanics & Svc Technicians | 5,163 | \$27.41 | \$21.06 | \$26.98 | \$33.49 | \$57,007 |
| 53-2022 | Airfield Operations Specialists | 131 | \$26.86 | \$22.65 | \$26.47 | \$29.81 | \$55,854 |
| 53-2011 | Airline Pilots, Copilots, & Flight Engineers | 1,097 | | | | | \$138,156 |
| 53-3011 | Ambulance Drivers/Attendants (Not Emergency Med Techs) | 212 | \$11.42 | \$10.07 | \$10.96 | \$12.29 | \$23,751 |
| 39-3091 | Amusement & Recreation Attendants | 7,364 | \$10.99 | \$9.18 | \$9.70 | \$11.47 | \$22,858 |
| 29-1061 | Anesthesiologists | 566 | \$123.54 | | | | \$256,965 |
| 33-9011 | Animal Control Wkrs | 313 | \$19.30 | \$13.71 | \$19.05 | \$23.47 | \$40,138 |
| 19-1011 | Animal Scientists | 18 | \$39.01 | \$31.37 | \$37.04 | \$45.74 | \$81,152 |
| 39-2011 | Animal Trainers | | \$18.09 | \$14.92 | \$19.76 | \$21.48 | \$37,623 |
| 19-3091 | Anthropologists & Archeologists | 195 | \$29.65 | \$22.40 | \$28.45 | \$35.97 | \$61,684 |
| 25-1061 | Anthropology & Archeology Teachers, Postsecondary | 200 | | | | | \$66,715 |
| 13-2021 | Appraisers & Assessors of Real Estate | 1,173 | \$30.77 | \$22.76 | \$29.55 | \$38.36 | \$63,986 |
| 23-1022 | Arbitrators, Mediators, & Conciliators | 174 | \$32.83 | \$25.27 | \$30.01 | \$36.77 | \$68,295 |
| 17-1011 | Architects, Not Landscape & Naval | 3,009 | \$33.91 | \$24.22 | \$31.35 | \$39.34 | \$70,529 |
| 17-3011 | Architectural & Civil Drafters | 1,824 | \$26.37 | \$21.00 | \$25.66 | \$30.90 | \$54,838 |
| 25-4011 | Archivists | 126 | \$28.00 | \$19.59 | \$27.48 | \$35.37 | \$58,239 |
| 25-1062 | Area, Ethnic, & Cultural Studies Teachers, Postsec | 110 | | | | | \$69,250 |
| 27-1011 | Art Directors | 625 | \$45.18 | \$30.81 | \$43.02 | \$57.38 | \$93,977 |
| 25-1121 | Art, Drama, & Music Teachers, Postsecondary | 1,499 | | | | | \$57,882 |
| 27-1019 | Artists & Related Wkrs, All Other | 146 | \$22.21 | \$16.27 | \$18.49 | \$25.59 | \$46,188 |
| 51-2099 | Assemblers & Fabricators, All Other | 6,044 | \$14.89 | \$11.54 | \$14.14 | \$17.45 | \$30,980 |
| 27-2021 | Athletes & Sports Competitors | 365 | | | | | \$120,801 |
| 29-9091 | Athletic Trainers | 322 | | | | | \$44,435 |
| 19-2021 | Atmospheric & Space Scientists | 214 | \$43.87 | \$31.56 | \$41.71 | \$53.48 | \$91,263 |
| 25-1051 | Atmospheric/Earth/Marine/Space Sci Teachers, Postsec | 294 | | | | | \$84,336 |
| 27-4011 | Audio & Video Equipment Technicians | 802 | \$21.36 | \$15.29 | \$20.37 | \$26.53 | \$44,446 |
| 29-1181 | Audiologists | 338 | \$39.36 | \$29.90 | \$34.70 | \$42.42 | \$81,854 |
| 25-9011 | Audio-Visual Collections Specialists | 164 | \$20.92 | \$17.30 | \$20.34 | \$23.19 | \$43,509 |
| 49-3021 | Automotive Body & Related Repairers | 2,230 | \$20.25 | \$15.24 | \$19.62 | \$24.88 | \$42,114 |
| 49-3022 | Automotive Glass Installers & Repairers | 719 | \$17.35 | \$15.43 | \$17.07 | \$18.71 | \$36,080 |
| 49-3023 | Automotive Svc Technicians & Mechanics | 10,847 | \$19.43 | \$14.06 | \$18.87 | \$23.49 | \$40,417 |
| 49-2091 | Avionics Technicians | 1,254 | \$29.64 | \$24.87 | \$29.10 | \$34.98 | \$61,653 |
| 39-6011 | Baggage Porters & Bellhops | 880 | \$11.59 | \$9.06 | \$9.37 | \$12.78 | \$24,108 |
| 33-3011 | Bailiffs | 168 | \$21.35 | \$17.03 | \$21.60 | \$26.02 | \$44,418 |
| 51-3011 | Bakers | 3,314 | \$13.88 | \$10.54 | \$13.28 | \$16.78 | \$28,875 |
| 39-5011 | Barbers | 311 | \$15.88 | \$11.42 | \$14.61 | \$17.74 | \$33,028 |
| 35-3011 | Bartenders | 12,473 | \$13.64 | \$10.53 | \$13.15 | \$14.93 | \$28,377 |

| SOC Code | Washington Statewide Occupational Title | Estimated Employment | Average Wage | Percentiles | | | Annual Wage |
|----------|---|----------------------|--------------|-------------|---------|---------|-------------|
| | | | | 25th | 50th | 75th | |
| 49-3091 | Bicycle Repairers | 158 | \$12.90 | \$11.10 | \$12.77 | \$14.16 | \$26,837 |
| 43-3011 | Bill & Account Collectors | 5,130 | \$17.15 | \$13.44 | \$16.60 | \$19.96 | \$35,673 |
| 43-3021 | Billing & Posting Clerks & Machine Operators | 11,090 | \$17.94 | \$15.04 | \$17.61 | \$20.93 | \$37,318 |
| 19-1021 | Biochemists & Biophysicists | 215 | \$36.00 | \$21.68 | \$29.61 | \$43.40 | \$74,885 |
| 25-1042 | Biological Science Teachers, Postsecondary | 869 | | | | | \$80,774 |
| 19-1029 | Biological Scientists, All Other | 1,270 | \$33.21 | \$23.89 | \$32.62 | \$40.52 | \$69,069 |
| 19-4021 | Biological Technicians | 3,426 | \$19.80 | \$16.03 | \$18.88 | \$22.75 | \$41,201 |
| 17-2031 | Biomedical Engineers | 254 | \$40.51 | \$26.25 | \$35.17 | \$48.07 | \$84,260 |
| 47-2011 | Boilermakers | 376 | \$24.05 | \$20.14 | \$23.43 | \$27.92 | \$50,021 |
| 43-3031 | Bookkeeping, Accounting, & Auditing Clerks | 38,227 | \$18.54 | \$14.82 | \$18.06 | \$21.99 | \$38,573 |
| 47-3011 | Brick/Block/Stonemason & Tile/Marble Setter Helpers | 364 | \$22.71 | \$16.78 | \$20.54 | \$28.56 | \$47,224 |
| 47-2021 | Brickmasons & Blockmasons | 656 | \$31.88 | \$29.89 | \$32.58 | \$35.28 | \$66,319 |
| 27-3021 | Broadcast News Analysts | 22 | | | | | |
| 27-4012 | Broadcast Technicians | 537 | \$19.59 | \$13.16 | \$18.04 | \$24.81 | \$40,741 |
| 43-4011 | Brokerage Clerks | 782 | \$21.56 | \$17.30 | \$21.50 | \$25.96 | \$44,836 |
| 13-2031 | Budget Analysts | 2,167 | \$35.33 | \$29.16 | \$34.59 | \$41.34 | \$73,471 |
| 37-2019 | Building Cleaning Wkrs, All Other | 188 | \$14.77 | \$10.82 | \$13.65 | \$16.98 | \$30,724 |
| 49-3031 | Bus & Truck Mechanics & Diesel Engine Specialists | 6,765 | \$24.11 | \$19.83 | \$24.25 | \$28.43 | \$50,150 |
| 53-3022 | Bus Drivers, School | 11,392 | \$17.91 | \$15.96 | \$17.93 | \$20.49 | \$37,250 |
| 53-3021 | Bus Drivers, Transit & Intercity | 7,709 | \$23.19 | \$20.27 | \$24.35 | \$27.29 | \$48,252 |
| 13-1199 | Business Operations Specialists, All Other | 24,452 | \$34.25 | \$25.47 | \$32.54 | \$41.79 | \$71,246 |
| 25-1011 | Business Teachers, Postsecondary | 1,449 | | | | | \$76,959 |
| 51-3021 | Butchers & Meat Cutters | 2,467 | \$17.94 | \$14.11 | \$19.48 | \$21.74 | \$37,308 |
| 51-7011 | Cabinetmakers & Bench Carpenters | 2,226 | \$17.25 | \$13.67 | \$16.38 | \$19.99 | \$35,880 |
| 49-9061 | Camera & Photographic Equipment Repairers | 36 | \$22.07 | \$17.11 | \$20.45 | \$24.85 | \$45,897 |
| 27-4031 | Camera Ops, Television, Video, & Motion Picture | 429 | \$23.25 | \$16.30 | \$21.18 | \$31.91 | \$48,354 |
| 53-5021 | Captains, Mates, & Pilots of Water Vessels | 1,092 | \$36.09 | \$26.44 | \$36.36 | \$46.25 | \$75,085 |
| 29-2031 | Cardiovascular Technologists & Technicians | 1,062 | \$31.54 | \$23.94 | \$32.78 | \$39.23 | \$65,586 |
| 43-5011 | Cargo & Freight Agents | 1,891 | \$24.49 | \$16.86 | \$22.64 | \$30.08 | \$50,923 |
| 47-2031 | Carpenters | 19,071 | \$24.01 | \$17.63 | \$23.32 | \$29.63 | \$49,932 |
| 47-2041 | Carpet Installers | 509 | \$18.77 | \$14.10 | \$17.71 | \$22.16 | \$39,047 |
| 17-1021 | Cartographers & Photogrammetrists | 374 | \$34.80 | \$28.84 | \$34.80 | \$41.54 | \$72,374 |
| 41-2011 | Cashiers | 60,183 | \$12.41 | \$9.48 | \$10.83 | \$13.87 | \$25,817 |
| 47-2051 | Cement Masons & Concrete Finishers | 2,121 | \$23.16 | \$16.97 | \$22.28 | \$28.64 | \$48,167 |
| 51-9191 | Cementing & Gluing Machine Operators & Tenders | 418 | \$19.36 | \$13.35 | \$16.91 | \$23.03 | \$40,262 |
| 35-1011 | Chefs & Head Cooks | 2,180 | \$20.98 | \$16.24 | \$18.67 | \$24.60 | \$43,634 |
| 17-2041 | Chemical Engineers | 393 | \$46.01 | \$35.64 | \$46.05 | \$55.78 | \$95,700 |
| 51-9011 | Chemical Equipment Operators & Tenders | 176 | \$22.74 | \$16.85 | \$21.33 | \$28.84 | \$47,297 |
| 51-8091 | Chemical Plant & System Operators | 411 | \$29.42 | \$24.64 | \$31.96 | \$35.42 | \$61,206 |
| 19-4031 | Chemical Technicians | 1,015 | \$20.44 | \$15.54 | \$19.45 | \$24.31 | \$42,521 |
| 25-1052 | Chemistry Teachers, Postsecondary | 395 | | | | | \$71,899 |
| 19-2031 | Chemists | 2,095 | \$38.03 | \$28.84 | \$36.13 | \$46.03 | \$79,108 |
| 11-1011 | Chief Executives | 3,352 | \$92.81 | \$63.21 | \$88.20 | | \$193,056 |
| 39-9011 | Child Care Wkrs | 12,786 | \$11.30 | \$9.33 | \$10.51 | \$12.51 | \$23,497 |
| 21-1021 | Child, Family, & School Social Wkrs | 3,136 | \$19.89 | \$15.12 | \$18.49 | \$24.31 | \$41,366 |
| 29-1011 | Chiropractors | 755 | \$50.30 | \$21.14 | \$27.81 | \$73.03 | \$104,616 |
| 27-2032 | Choreographers | 131 | \$25.33 | \$17.20 | \$24.15 | \$29.94 | \$52,673 |
| 17-3022 | Civil Engineering Technicians | 2,125 | \$26.64 | \$22.80 | \$26.10 | \$30.71 | \$55,416 |
| 17-2051 | Civil Engineers | 12,652 | \$40.54 | \$31.69 | \$38.63 | \$47.35 | \$84,321 |
| 13-1031 | Claims Adjusters, Examiners, & Investigators | 5,929 | \$30.27 | \$24.46 | \$28.82 | \$35.25 | \$62,971 |
| 53-7061 | Cleaners of Vehicles & Equipment | 6,056 | \$12.40 | \$9.79 | \$11.36 | \$13.82 | \$25,805 |
| 51-9192 | Cleaning/Washing/Metal Pickling Equipment Ops & Tenders | 663 | \$16.96 | \$12.06 | \$14.09 | \$21.13 | \$35,280 |
| 21-2011 | Clergy | 466 | \$25.44 | \$20.50 | \$25.92 | \$29.82 | \$52,901 |
| 19-3031 | Clinical, Counseling, & School Psychologists | 1,996 | \$35.86 | \$27.55 | \$33.22 | \$40.72 | \$74,595 |
| 27-2022 | Coaches & Scouts | 7,438 | | | | | \$38,551 |
| 51-9121 | Coating/Painting/Spraying Machine Setters/Ops/Tenders | 985 | \$16.39 | \$12.93 | \$15.93 | \$19.29 | \$34,084 |
| 51-2021 | Coil Winders, Tapers, & Finishers | 41 | \$13.99 | \$10.85 | \$12.84 | \$15.51 | \$29,094 |
| 49-9091 | Coin, Vending, & Amusement Machine Svcs & Repairers | 710 | \$18.22 | \$14.89 | \$17.98 | \$22.06 | \$37,898 |
| 35-3021 | Comb Food Preparation & Serving Wkrs, Inc Fast Food | 65,746 | \$10.46 | \$9.11 | \$9.45 | \$11.16 | \$21,750 |
| 27-1021 | Commercial & Industrial Designers | 529 | \$27.74 | \$20.35 | \$27.64 | \$34.54 | \$57,700 |
| 49-9092 | Commercial Divers | 177 | \$38.55 | \$27.19 | \$36.47 | \$45.85 | \$80,183 |

| SOC Code | Washington Statewide Occupational Title | Estimated Employment | Average Wage | Percentiles | | | Annual Wage |
|----------|--|----------------------|--------------|-------------|---------|---------|-------------|
| | | | | 25th | 50th | 75th | |
| 53-2012 | Commercial Pilots | 901 | | | | | \$72,460 |
| 25-1122 | Communications Teachers, Postsecondary | 452 | | | | | \$58,436 |
| 21-1798 | Community & Social Service Specialists, All Other | 2,736 | \$23.07 | \$16.46 | \$22.66 | \$30.31 | \$47,972 |
| 11-3111 | Compensation & Benefits Managers | 385 | \$52.99 | \$38.41 | \$45.74 | \$61.20 | \$110,217 |
| 13-1141 | Compensation, Benefits, & Job Analysis Specialists | 1,701 | \$33.12 | \$23.98 | \$29.99 | \$39.52 | \$68,900 |
| 13-1041 | Compliance Ofcrrs (Not Ag/Const/Safety/Transportn) | 5,360 | \$31.22 | \$24.26 | \$29.77 | \$36.88 | \$64,932 |
| 15-1111 | Computer & Information Scientists, Research | 916 | \$51.58 | \$41.64 | \$51.30 | \$60.85 | \$107,284 |
| 11-3021 | Computer & Information Systems Mgrs | 9,151 | \$63.60 | \$47.68 | \$59.63 | \$74.34 | \$132,289 |
| 17-2061 | Computer Hardware Engineers | 1,502 | \$51.44 | \$40.56 | \$49.99 | \$60.43 | \$106,999 |
| 15-1799 | Computer Occupations, All Other | 6,031 | \$39.90 | \$28.63 | \$40.52 | \$53.20 | \$82,997 |
| 43-9011 | Computer Operators | 1,058 | \$21.68 | \$16.77 | \$21.17 | \$26.44 | \$45,098 |
| 15-1131 | Computer Programmers | 10,362 | \$44.96 | \$37.49 | \$44.86 | \$53.77 | \$93,504 |
| 25-1021 | Computer Science Teachers, Postsecondary | 457 | | | | | \$71,741 |
| 15-1132 | Computer Software Engineers, Applications | 33,717 | \$47.29 | \$38.80 | \$46.89 | \$55.98 | \$98,360 |
| 15-1133 | Computer Software Engineers, Systems Software | 14,649 | \$49.89 | \$41.08 | \$46.58 | \$56.68 | \$103,783 |
| 15-1150 | Computer Support Specialists | 15,790 | \$27.07 | \$20.16 | \$25.27 | \$31.49 | \$56,308 |
| 15-1121 | Computer Systems Analysts | 12,407 | \$43.07 | \$35.04 | \$42.09 | \$50.23 | \$89,583 |
| 49-2011 | Computer, Automated Teller, & Office Machine Repairers | 1,664 | \$19.24 | \$15.23 | \$18.13 | \$21.97 | \$40,003 |
| 51-4011 | Computer-Controlled Machine Tool Ops, Mtl/Plastic | 2,467 | \$22.77 | \$16.37 | \$21.23 | \$29.18 | \$47,370 |
| 39-6012 | Concierges | 386 | \$14.60 | \$12.19 | \$13.93 | \$16.50 | \$30,373 |
| 19-1031 | Conservation Scientists | 770 | \$30.81 | \$23.44 | \$30.29 | \$35.76 | \$64,076 |
| 47-4011 | Construction & Building Inspectors | 2,354 | \$31.06 | \$25.95 | \$31.66 | \$35.78 | \$64,616 |
| 47-4799 | Construction & Related Workers, All Other | 990 | \$22.46 | \$13.45 | \$23.10 | \$30.29 | \$46,715 |
| 47-2061 | Construction Laborers | 11,946 | \$20.03 | \$14.11 | \$17.65 | \$25.44 | \$41,666 |
| 11-9021 | Construction Mgrs | 4,134 | \$52.78 | \$37.00 | \$46.96 | \$60.41 | \$109,789 |
| 47-1011 | Construction Trades/Extraction Wkrs, 1st-Ln Spvs/Mgrs | 11,871 | \$35.28 | \$27.47 | \$34.38 | \$41.89 | \$73,390 |
| 47-5041 | Continuous Mining Machine Operators | 59 | \$20.75 | \$17.22 | \$20.75 | \$24.52 | \$43,157 |
| 49-9012 | Control & Valve Installers & Repairers (Not Mech Door) | 798 | \$26.00 | \$17.41 | \$24.05 | \$31.55 | \$54,073 |
| 53-7011 | Conveyor Operators & Tenders | 652 | \$15.91 | \$12.98 | \$15.36 | \$17.74 | \$33,092 |
| 35-2019 | Cooks, All Other | 1,608 | \$12.25 | \$9.97 | \$11.09 | \$13.83 | \$25,469 |
| 35-2011 | Cooks, Fast Food | 3,953 | \$10.20 | \$9.08 | \$9.40 | \$10.99 | \$21,212 |
| 35-2012 | Cooks, Institution & Cafeteria | 7,272 | \$14.36 | \$11.28 | \$14.13 | \$17.05 | \$29,867 |
| 35-2014 | Cooks, Restaurant | 24,050 | \$12.59 | \$10.67 | \$12.47 | \$14.21 | \$26,194 |
| 35-2015 | Cooks, Short Order | 1,919 | \$11.99 | \$9.97 | \$11.30 | \$13.31 | \$24,946 |
| 51-9193 | Cooling & Freezing Equipment Operators & Tenders | 204 | \$18.74 | \$13.01 | \$17.10 | \$22.47 | \$38,975 |
| 33-3012 | Correctional Officers & Jailers | 6,479 | \$22.86 | \$21.56 | \$22.13 | \$24.37 | \$47,545 |
| 33-1011 | Correctional Officers, 1st-Line spvrs/Mgrs of | 1,008 | \$28.93 | \$24.44 | \$26.48 | \$32.36 | \$60,171 |
| 43-4021 | Correspondence Clerks | 78 | \$17.37 | \$14.99 | \$17.38 | \$19.73 | \$36,129 |
| 13-1051 | Cost Estimators | 4,815 | \$31.70 | \$23.88 | \$30.61 | \$38.06 | \$65,921 |
| 39-3092 | Costume Attendants | 59 | \$15.16 | \$11.58 | \$13.84 | \$19.56 | \$31,528 |
| 21-1019 | Counselors, All Other | 306 | \$18.87 | \$10.96 | \$18.20 | \$25.39 | \$39,260 |
| 41-2021 | Counter & Rental Clerks | 14,423 | \$13.34 | \$9.78 | \$12.18 | \$15.57 | \$27,746 |
| 35-3022 | Counter Attendants, Cafeteria, Concession, Coffee Shop | 19,031 | \$10.25 | \$9.08 | \$9.36 | \$10.31 | \$21,315 |
| 43-5021 | Couriers & Messengers | 1,487 | \$14.87 | \$12.16 | \$13.94 | \$16.84 | \$30,931 |
| 23-2091 | Court Reporters | 184 | \$28.45 | \$18.69 | \$29.68 | \$36.87 | \$59,169 |
| 43-4031 | Court, Municipal, & License Clerks | 4,665 | \$20.34 | \$17.30 | \$20.15 | \$23.30 | \$42,303 |
| 27-1012 | Craft Artists | 107 | \$16.71 | \$9.37 | \$15.62 | \$19.95 | \$34,774 |
| 53-7021 | Crane & Tower Operators | 2,380 | \$40.70 | \$33.23 | \$41.85 | \$49.41 | \$84,649 |
| 13-2041 | Credit Analysts | 1,105 | \$32.50 | \$23.90 | \$29.95 | \$37.67 | \$67,579 |
| 43-4041 | Credit Authorizers, Checkers, & Clerks | 607 | \$21.13 | \$16.27 | \$19.33 | \$24.49 | \$43,959 |
| 25-1111 | Criminal Justice & Law Enforcement Teachers, Postsec | | | | | | \$55,074 |
| 33-9091 | Crossing Guards | 1,361 | \$17.44 | \$9.80 | \$14.25 | \$25.39 | \$36,268 |
| 51-9021 | Crush/Grind/Polishing Machine Setters/Ops/Tenders | 620 | \$16.18 | \$12.89 | \$15.92 | \$18.52 | \$33,669 |
| 25-4012 | Curators | 230 | \$25.38 | \$17.47 | \$24.49 | \$31.75 | \$52,772 |
| 43-4051 | Customer Svc Reps | 32,453 | \$17.32 | \$13.32 | \$16.50 | \$20.21 | \$36,030 |
| 51-4031 | Cut/Punch/Press Mach Setters/Ops/Tenders, Mtl/Plastic | 2,059 | \$18.82 | \$14.29 | \$17.74 | \$21.82 | \$39,142 |
| 51-9031 | Cutters & Trimmers, Hand | 307 | \$13.42 | \$10.89 | \$13.00 | \$15.58 | \$27,918 |
| 51-9032 | Cutting & Slicing Machine Setters, Ops, & Tenders | 865 | \$17.16 | \$10.79 | \$15.67 | \$23.21 | \$35,685 |
| 43-9021 | Data Entry Keyers | 2,283 | \$15.24 | \$12.11 | \$14.51 | \$17.83 | \$31,701 |
| 15-1141 | Database Administrators | 2,490 | \$41.07 | \$31.70 | \$40.50 | \$50.38 | \$85,428 |
| 41-9011 | Demonstrators & Product Promoters | 1,871 | \$12.59 | \$10.14 | \$11.20 | \$13.21 | \$26,192 |

| SOC Code | Washington Statewide Occupational Title | Estimated Employment | Average Wage | Percentiles | | | Annual Wage |
|----------|--|----------------------|--------------|-------------|---------|---------|-------------|
| | | | | 25th | 50th | 75th | |
| 31-9091 | Dental Assistants | 9,389 | \$18.82 | \$15.82 | \$18.57 | \$21.84 | \$39,128 |
| 29-2021 | Dental Hygienists | 5,425 | \$44.04 | \$39.88 | \$43.95 | \$49.56 | \$91,599 |
| 51-9081 | Dental Laboratory Technicians | 1,144 | \$21.07 | \$15.46 | \$20.33 | \$26.52 | \$43,824 |
| 29-1029 | Dentists, All Other Specialists | 78 | \$80.09 | \$59.17 | \$68.70 | | \$166,589 |
| 29-1021 | Dentists, General | 1,909 | \$98.56 | \$68.20 | | | \$205,003 |
| 27-1029 | Designers, All Other | 169 | \$23.52 | \$16.38 | \$22.40 | \$29.31 | \$48,935 |
| 43-9031 | Desktop Publishers | 321 | \$18.47 | \$15.23 | \$18.25 | \$21.88 | \$38,420 |
| 33-3021 | Detectives & Criminal Investigators | 1,796 | \$42.38 | \$33.51 | \$42.16 | \$47.97 | \$88,143 |
| 29-2032 | Diagnostic Medical Sonographers | 1,290 | \$38.07 | \$33.73 | \$38.67 | \$43.16 | \$79,182 |
| 29-2051 | Dietetic Technicians | 437 | \$15.58 | \$12.56 | \$14.31 | \$18.18 | \$32,407 |
| 29-1031 | Dietitians & Nutritionists | 944 | \$28.39 | \$24.57 | \$28.25 | \$33.32 | \$59,057 |
| 35-9011 | Dining Room & Cafeteria Attendants & Bartender Helpers | 8,433 | \$10.61 | \$9.10 | \$9.42 | \$11.37 | \$22,074 |
| 21-2021 | Directors, Religious Activities & Education | 82 | \$25.47 | \$19.26 | \$24.32 | \$29.92 | \$52,963 |
| 35-9021 | Dishwashers | 9,037 | \$10.03 | \$9.11 | \$9.50 | \$10.81 | \$20,879 |
| 43-5032 | Dispatchers, Not Police, Fire, & Ambulance | 3,581 | \$20.24 | \$14.77 | \$18.84 | \$24.55 | \$42,092 |
| 41-9091 | Door-To-Door Sales Wkrs, News/Street Vendors | 173 | \$13.13 | \$10.39 | \$11.39 | \$15.59 | \$27,302 |
| 17-3019 | Drafters, All Other | 752 | \$25.46 | \$19.28 | \$25.14 | \$29.67 | \$52,947 |
| 51-4032 | Drilling/Boring Machine Tool Setters/Ops/Tenders | 97 | \$15.44 | \$12.64 | \$14.55 | \$17.80 | \$32,115 |
| 53-3031 | Driver/Sales Wkrs | 5,663 | \$16.26 | \$12.59 | \$14.57 | \$18.47 | \$33,820 |
| 47-2081 | Drywall & Ceiling Tile Installers | 2,128 | \$24.92 | \$19.91 | \$24.10 | \$30.18 | \$51,837 |
| 47-5021 | Earth Drillers, Not Oil & Gas | 386 | \$22.29 | \$17.67 | \$22.46 | \$27.02 | \$46,364 |
| 25-1063 | Economics Teachers, Postsecondary | 210 | | | | | \$77,330 |
| 19-3011 | Economists | 240 | \$39.61 | \$31.92 | \$38.17 | \$44.92 | \$82,387 |
| 27-3041 | Editors | 2,572 | \$31.10 | \$19.03 | \$26.77 | \$40.87 | \$64,680 |
| 11-9031 | Educ Administrators, Preschool/Child Care Center/Pgms | | \$28.33 | \$20.95 | \$30.54 | \$34.64 | \$58,919 |
| 11-9039 | Education Administrators, All Other | 595 | \$33.48 | \$22.12 | \$31.09 | \$42.74 | \$69,635 |
| 11-9032 | Education Administrators, Elem & Secondary School | 4,201 | | | | | \$101,581 |
| 11-9033 | Education Administrators, Postsecondary | 1,969 | \$45.59 | \$32.45 | \$40.44 | \$51.77 | \$94,835 |
| 25-1081 | Education Teachers, Postsecondary | 1,304 | | | | | \$62,949 |
| 25-9099 | Education, Training, & Library Wkrs, All Other | 3,399 | \$22.84 | \$17.20 | \$21.16 | \$27.29 | \$47,519 |
| 21-1012 | Educational, Vocational, & School Counselors | 5,123 | \$27.31 | \$22.08 | \$26.53 | \$32.55 | \$56,803 |
| 49-2092 | Electric Motor, Power Tool, & Related Repairers | 260 | \$23.44 | \$17.47 | \$21.80 | \$30.67 | \$48,770 |
| 17-3023 | Electrical & Electronic Engineering Technicians | 2,423 | \$29.01 | \$22.70 | \$29.77 | \$34.78 | \$60,344 |
| 51-2022 | Electrical & Electronic Equipment Assemblers | 3,674 | \$16.33 | \$12.51 | \$15.80 | \$19.22 | \$33,960 |
| 17-3012 | Electrical & Electronics Drafters | 953 | \$34.42 | \$27.77 | \$34.89 | \$41.69 | \$71,589 |
| 17-2071 | Electrical Engineers | 5,006 | \$45.18 | \$36.51 | \$44.39 | \$54.33 | \$93,967 |
| 49-9051 | Electrical Power-Line Installers & Repairers | 1,885 | \$36.37 | \$32.26 | \$37.41 | \$41.06 | \$75,661 |
| 49-2094 | Electrical/Electronics Repairers, Industrial Equipmt | 1,567 | \$32.38 | \$27.42 | \$32.65 | \$38.38 | \$67,341 |
| 49-2095 | Electrical/Electronics Repairers, Powerhouse/Relay | 362 | \$35.89 | \$32.13 | \$35.96 | \$40.98 | \$74,647 |
| 47-2111 | Electricians | 12,249 | \$29.36 | \$22.79 | \$29.59 | \$36.11 | \$61,070 |
| 51-2023 | Electromechanical Equipment Assemblers | 202 | \$21.81 | \$16.07 | \$19.22 | \$26.68 | \$45,361 |
| 17-3024 | Electro-Mechanical Technicians | 176 | | | | | |
| 49-2096 | Electronic Equipment Installers/Repairers, Motor Veh | 367 | \$21.02 | \$15.22 | \$18.28 | \$25.92 | \$43,728 |
| 49-2097 | Electronic Home Entertainment Equipment Install/Repair | 381 | \$20.12 | \$16.89 | \$20.18 | \$23.32 | \$41,853 |
| 17-2072 | Electronics Engineers, Not Computer | 3,881 | \$46.48 | \$37.59 | \$45.29 | \$55.17 | \$96,664 |
| 49-2093 | Electronics Install/Repair, Transprt Equipmt | 467 | \$28.09 | \$20.08 | \$25.28 | \$37.97 | \$58,434 |
| 25-2021 | Elementary School Teachers, Not Special Education | 25,422 | | | | | \$58,956 |
| 47-4021 | Elevator Installers & Repairers | 184 | \$40.49 | \$34.39 | \$41.47 | \$47.79 | \$84,217 |
| 43-4061 | Eligibility Interviewers, Government Programs | 3,441 | \$21.60 | \$19.00 | \$22.57 | \$23.17 | \$44,925 |
| 39-4011 | Embalmers | 72 | \$21.79 | \$13.69 | \$20.45 | \$28.15 | \$45,319 |
| 11-9161 | Emergency Management Directors | 334 | \$31.57 | \$24.18 | \$31.76 | \$37.43 | \$65,675 |
| 29-2041 | Emergency Medical Technicians & Paramedics | 3,305 | \$22.74 | \$12.94 | \$18.87 | \$31.77 | \$47,296 |
| 51-2031 | Engine & Other Machine Assemblers | 580 | \$20.44 | \$15.54 | \$18.93 | \$22.17 | \$42,512 |
| 11-9041 | Engineering Mgrs | 5,850 | \$62.79 | \$51.63 | \$61.53 | \$71.74 | \$130,597 |
| 25-1032 | Engineering Teachers, Postsecondary | 673 | | | | | \$98,453 |
| 17-3029 | Engineering Technicians, Not Drafters, All Other | 2,523 | \$33.45 | \$27.93 | \$34.80 | \$40.23 | \$69,585 |
| 17-2199 | Engineers, All Other | 3,718 | \$43.88 | \$33.24 | \$43.93 | \$55.18 | \$91,275 |
| 25-1123 | English Language & Literature Teachers, Postsecondary | 1,304 | | | | | \$57,727 |
| 27-2099 | Entertainers & Performers, Sports & Related Wkrs, A/O | 278 | \$19.60 | \$13.87 | \$19.03 | \$24.60 | |
| 39-3099 | Entertainment Attendants & Related Wkrs, A/O | 398 | \$12.31 | \$9.44 | \$10.67 | \$12.14 | \$25,611 |
| 17-3025 | Environmental Engineering Technicians | 452 | \$27.98 | \$23.70 | \$30.00 | \$33.58 | \$58,207 |

| SOC Code | Washington Statewide Occupational Title | Estimated Employment | Average Wage | Percentiles | | | Annual Wage |
|----------|---|----------------------|--------------|-------------|---------|---------|-------------|
| | | | | 25th | 50th | 75th | |
| 17-2081 | Environmental Engineers | 1,690 | \$44.18 | \$35.70 | \$43.89 | \$52.10 | \$91,898 |
| 19-4091 | Environmental Science & Protection Techs (Inc Health) | 1,103 | \$26.13 | \$18.34 | \$23.79 | \$34.06 | \$54,340 |
| 25-1053 | Environmental Science Teachers, Postsecondary | 62 | | | | | \$115,994 |
| 19-2041 | Environmental Scientists & Specialists (Inc Health) | 3,888 | \$36.68 | \$27.49 | \$33.59 | \$44.28 | \$76,305 |
| 19-1041 | Epidemiologists | 257 | \$35.22 | \$29.73 | \$35.04 | \$40.03 | \$73,271 |
| 51-9194 | Etchers & Engravers | 180 | \$15.27 | \$11.70 | \$14.21 | \$18.07 | \$31,753 |
| 53-7032 | Excavating & Loading Machine & Dragline Operators | 863 | \$26.24 | \$20.30 | \$25.72 | \$29.99 | \$54,569 |
| 43-6011 | Executive Secretaries & Administrative Assistants | 13,816 | \$25.19 | \$20.29 | \$24.57 | \$29.12 | \$52,385 |
| 29-1128 | Exercise Physiologists | 229 | \$28.15 | \$19.88 | \$26.45 | \$34.97 | \$58,550 |
| 47-5099 | Extraction Wkrs, All Other | 116 | \$19.86 | \$16.14 | \$20.11 | \$22.17 | \$41,311 |
| 51-9041 | Extrude/Form/Press/Compact Machine Setters/Ops/Tenders | 716 | \$15.64 | \$10.83 | \$14.16 | \$19.54 | \$32,549 |
| 51-4021 | Extruding/Drawing Mach Setters/Ops/Tenders, Mtl/Plastic | 709 | \$15.83 | \$10.97 | \$15.63 | \$18.91 | \$32,924 |
| 51-6091 | Extruding/Forming Machine Set/Op/Tend, Synthetic/Glass | 262 | \$16.00 | \$13.59 | \$15.74 | \$18.12 | \$33,290 |
| 51-6092 | Fabric & Apparel Patternmakers | 29 | \$17.06 | \$13.30 | \$14.91 | \$20.54 | \$35,478 |
| 45-4021 | Fallers | 616 | \$29.34 | \$25.48 | \$31.95 | \$34.87 | \$61,031 |
| 29-1062 | Family & General Practitioners | 1,814 | \$78.11 | \$49.10 | \$69.65 | | \$162,480 |
| 25-9021 | Farm & Home Management Advisors | 557 | \$23.38 | \$17.40 | \$21.87 | \$28.52 | \$48,628 |
| 49-3041 | Farm Equipment Mechanics | 646 | \$17.62 | \$13.77 | \$17.46 | \$21.25 | \$36,649 |
| 11-9013 | Farmers, Ranchers, & Other Agricultural Managers | 86 | \$43.17 | \$30.28 | \$41.79 | \$52.88 | \$89,785 |
| 45-1011 | Farming, Fishing, & Forestry Wkrs, 1st-Ln Sprvs/Mgrs | 787 | \$24.13 | \$16.37 | \$22.35 | \$30.67 | \$50,193 |
| 45-2092 | FarmWkrs & Laborers, Crop, Nursery, & Greenhouse | 5,002 | \$12.36 | \$9.37 | \$10.60 | \$13.09 | \$25,704 |
| 45-2093 | FarmWkrs, Farm & Ranch Animals | 614 | \$11.82 | \$9.23 | \$10.79 | \$13.66 | \$24,584 |
| 27-1022 | Fashion Designers | 262 | \$31.80 | \$19.04 | \$28.51 | \$39.13 | \$66,141 |
| 47-4031 | Fence Erectors | 640 | \$17.04 | \$14.04 | \$16.91 | \$19.95 | \$35,449 |
| 51-2091 | Fiberglass Laminators & Fabricators | 1,115 | \$15.58 | \$12.36 | \$14.29 | \$18.53 | \$32,414 |
| 43-4071 | File Clerks | 2,908 | \$14.86 | \$11.79 | \$14.40 | \$17.53 | \$30,917 |
| 27-4032 | Film & Video Editors | 427 | \$28.26 | \$20.87 | \$26.54 | \$31.74 | \$58,782 |
| 13-2051 | Financial Analysts | 3,870 | \$42.50 | \$30.82 | \$39.53 | \$50.04 | \$88,387 |
| 13-2061 | Financial Examiners | 638 | \$34.07 | \$25.49 | \$30.71 | \$39.75 | \$70,873 |
| 11-3031 | Financial Mgrs | 10,879 | \$56.08 | \$40.15 | \$50.91 | \$65.73 | \$116,656 |
| 13-2099 | Financial Specialists, All Other | 2,898 | \$28.95 | \$21.56 | \$26.91 | \$34.46 | \$60,211 |
| 27-1013 | Fine Artists, Inc Painters, Sculptors, Illustrators | 451 | \$31.16 | \$19.48 | \$22.43 | \$33.16 | \$64,815 |
| 33-2011 | Fire Fighters | 8,132 | \$30.61 | \$24.81 | \$32.85 | \$38.47 | \$63,658 |
| 33-1021 | Fire Fighting & Prevention Wkrs, 1st-Ln spvrs/Mgrs of | 2,059 | \$42.25 | \$37.88 | \$43.10 | \$49.91 | \$87,875 |
| 33-2021 | Fire Inspectors & Investigators | 243 | \$36.69 | \$30.54 | \$37.09 | \$43.72 | \$76,324 |
| 33-3031 | Fish & Game Wardens | 108 | \$29.79 | \$27.29 | \$32.47 | \$32.48 | \$61,958 |
| 45-3011 | Fishers & Related Fishing Wkrs | | \$16.73 | \$13.32 | \$16.45 | \$19.91 | \$34,794 |
| 39-9031 | Fitness Trainers & Aerobics Instructors | 7,166 | \$20.27 | \$14.22 | \$20.05 | \$24.25 | \$42,167 |
| 53-2031 | Flight Attendants | 936 | | | | | \$41,890 |
| 47-2042 | Floor Layers, Not Carpet, Wood, & Hard Tiles | 123 | \$22.53 | \$15.88 | \$19.90 | \$26.78 | \$46,860 |
| 47-2043 | Floor Sanders & Finishers | | \$16.74 | \$13.14 | \$14.79 | \$20.62 | \$34,814 |
| 27-1023 | Floral Designers | 1,003 | \$14.04 | \$11.17 | \$13.64 | \$16.45 | \$29,197 |
| 51-3092 | Food Batchmakers | 1,522 | \$13.27 | \$10.58 | \$12.76 | \$15.04 | \$27,600 |
| 51-3093 | Food Cooking Machine Operators & Tenders | 375 | \$14.06 | \$10.66 | \$14.05 | \$17.07 | \$29,244 |
| 35-9099 | Food Preparation & Serving Related Wkrs, A/O | | \$11.59 | \$9.38 | \$10.64 | \$13.05 | \$24,102 |
| 35-1012 | Food Preparation & Serving Wkrs, 1st-Ln Spvrs/Mgrs of | 13,862 | \$17.95 | \$13.69 | \$17.32 | \$21.66 | \$37,321 |
| 35-2021 | Food Preparation Wkrs | 11,805 | \$11.47 | \$9.34 | \$10.67 | \$13.05 | \$23,852 |
| 19-1012 | Food Scientists & Technologists | 227 | \$27.88 | \$18.14 | \$25.17 | \$35.48 | \$57,990 |
| 35-3041 | Food Servers, Nonrestaurant | 6,640 | \$11.43 | \$9.27 | \$10.45 | \$13.05 | \$23,774 |
| 11-9051 | Food Svc Mgrs | | \$34.56 | \$22.65 | \$38.32 | \$43.65 | \$71,884 |
| 51-3091 | Food/Tobacco Roasting/Baking/Drying Mach Ops/Tenders | 291 | \$15.61 | \$10.98 | \$14.60 | \$19.68 | \$32,481 |
| 25-1124 | Foreign Language & Literature Teachers, Postsecondary | 662 | | | | | \$54,752 |
| 19-4092 | Forensic Science Technicians | 166 | \$26.00 | \$21.98 | \$25.87 | \$29.85 | \$54,093 |
| 19-4093 | Forest & Conservation Technicians | 1,260 | \$17.93 | \$13.63 | \$16.27 | \$20.95 | \$37,285 |
| 45-4011 | Forest & Conservation Wkrs | 388 | \$11.68 | \$8.72 | \$9.22 | \$13.76 | \$24,292 |
| 19-1032 | Foresters | 499 | \$28.11 | \$24.86 | \$27.45 | \$30.92 | \$58,466 |
| 25-1043 | Forestry & Conservation Science Teachers, Postsec | 76 | | | | | \$93,460 |
| 51-4022 | Forging Machine Setters, Ops/Tenders, Mtl/Plastic | 70 | \$23.04 | \$17.64 | \$20.87 | \$27.03 | \$47,925 |
| 51-4071 | Foundry Mold & Coremakers | 220 | \$15.35 | \$13.08 | \$14.38 | \$17.17 | \$31,939 |
| 39-4021 | Funeral Attendants | 141 | \$17.05 | \$11.43 | \$18.98 | \$21.67 | \$35,450 |
| 39-4831 | Funeral Svc Mgrs, Dirs, Morticians, & Undertakers | 370 | \$25.26 | \$17.20 | \$21.44 | \$29.21 | \$52,548 |

| SOC Code | Washington Statewide Occupational Title | Estimated Employment | Average Wage | Percentiles | | | Annual Wage |
|----------|--|----------------------|--------------|-------------|---------|---------|-------------|
| | | | | 25th | 50th | 75th | |
| 51-9051 | Furnace, Kiln, Oven, Drier, & Kettle Ops & Tenders | 727 | \$18.67 | \$15.23 | \$18.07 | \$21.66 | \$38,826 |
| 51-7021 | Furniture Finishers | 388 | \$16.99 | \$13.59 | \$16.17 | \$20.16 | \$35,332 |
| 39-3012 | Gaming & Sports Book Writers & Runners | 811 | \$14.37 | \$10.41 | \$12.61 | \$17.28 | \$29,889 |
| 43-3041 | Gaming Cage Wkrs | 976 | \$12.53 | \$10.31 | \$11.78 | \$14.20 | \$26,059 |
| 41-2012 | Gaming Change Persons & Booth Cashiers | 720 | \$11.92 | \$10.20 | \$11.54 | \$13.49 | \$24,804 |
| 39-3011 | Gaming Dealers | 5,689 | \$14.38 | \$11.52 | \$13.51 | \$15.73 | \$29,919 |
| 11-9071 | Gaming Mgrs | 112 | \$39.83 | \$27.85 | \$36.91 | \$47.69 | \$82,832 |
| 39-1011 | Gaming Supervisors | 1,076 | \$22.97 | \$18.29 | \$21.91 | \$26.91 | \$47,767 |
| 33-9031 | Gaming Surveillance Officers & Gaming Investigators | 460 | \$17.78 | \$11.45 | \$14.94 | \$23.94 | \$37,002 |
| 39-3019 | Gaming Svc Wkrs, All Other | 61 | \$11.50 | \$9.19 | \$10.15 | \$13.34 | \$23,919 |
| 53-7071 | Gas Compressor & Gas Pumping Station Operators | 58 | \$22.01 | \$15.79 | \$17.85 | \$24.64 | \$45,780 |
| 51-8092 | Gas Plant Operators | 147 | \$29.96 | \$20.40 | \$30.73 | \$36.83 | \$62,325 |
| 11-1021 | General & Operations Mgrs | 23,990 | \$61.97 | \$39.72 | \$53.77 | \$76.42 | \$128,880 |
| 19-3092 | Geographers | 52 | \$34.06 | \$26.88 | \$34.80 | \$42.01 | \$70,839 |
| 25-1064 | Geography Teachers, Postsecondary | 105 | | | | | \$71,104 |
| 19-4041 | Geological & Petroleum Technicians | 113 | \$20.47 | \$16.65 | \$20.36 | \$23.05 | \$42,583 |
| 19-2042 | Geoscientists, Not Hydrologists & Geographers | 974 | \$40.16 | \$28.88 | \$37.16 | \$48.16 | \$83,524 |
| 47-2121 | Glaziers | 1,499 | \$23.08 | \$14.20 | \$20.18 | \$29.46 | \$48,007 |
| 45-2041 | Graders & Sorters, Agricultural Products | 3,640 | \$10.96 | \$9.08 | \$9.41 | \$10.74 | \$22,796 |
| 25-1191 | Graduate Teaching Assistants | 645 | | | | | \$38,856 |
| 27-1024 | Graphic Designers | 3,856 | \$25.60 | \$18.40 | \$23.46 | \$31.11 | \$53,242 |
| 51-4033 | Grind/Lap/Polish/Buff Machine Setters/Ops/Tenders | 573 | \$16.77 | \$12.63 | \$15.21 | \$18.48 | \$34,879 |
| 51-9022 | Grinding & Polishing Wkrs, Hand | 417 | \$16.14 | \$12.21 | \$15.25 | \$18.23 | \$33,584 |
| 37-3019 | Grounds Maintenance Wkrs, All Other | | \$16.37 | \$12.72 | \$14.12 | \$18.61 | \$34,055 |
| 39-5012 | Hairdressers, Hairstylists, & Cosmetologists | 8,949 | \$16.60 | \$10.21 | \$13.35 | \$20.45 | \$34,525 |
| 53-1021 | Hand Labor/Material Movers/Helpers, 1st-Ln Spvrs/Mgrs | 3,135 | \$23.40 | \$17.41 | \$22.56 | \$28.35 | \$48,677 |
| 47-4041 | Hazardous Materials Removal Wkrs | 1,914 | \$24.18 | \$17.88 | \$21.77 | \$30.89 | \$50,289 |
| 17-2111 | Health & Safety Engineers (Not Mining) | 597 | \$43.61 | \$34.79 | \$43.35 | \$53.37 | \$90,703 |
| 29-1199 | Health Diagnosing & Treating Practitioners, A/O | 545 | \$31.28 | \$21.83 | \$30.05 | \$40.21 | \$65,058 |
| 21-1091 | Health Educators | 929 | \$23.12 | \$16.64 | \$20.92 | \$27.75 | \$48,087 |
| 25-1071 | Health Specialties Teachers, Postsecondary | 2,547 | | | | | \$132,687 |
| 29-2799 | Health Technologists & Technicians, All Other | 3,277 | \$23.68 | \$17.65 | \$22.25 | \$28.45 | \$49,261 |
| 29-9799 | Healthcare Practitioners & Technical Workers, All Other | 787 | \$28.82 | \$20.91 | \$26.39 | \$35.47 | \$59,957 |
| 31-9799 | Healthcare Support Workers, All Other | 6,097 | \$16.49 | \$13.21 | \$16.16 | \$19.26 | \$34,300 |
| 51-4191 | Heat Treating Equip Setters/Ops/Tenders, Mtl/Plastic | 308 | \$19.08 | \$13.53 | \$17.79 | \$21.84 | \$39,684 |
| 49-9021 | Heating, Air Cond, Refrigeration Mechanics & Installers | 3,694 | \$25.98 | \$20.11 | \$25.74 | \$32.28 | \$54,031 |
| 47-3019 | Helpers, Construction Trades, All Other | 448 | \$13.96 | \$10.88 | \$13.22 | \$16.43 | \$29,035 |
| 47-3012 | Helpers--Carpenters | 902 | \$16.44 | \$13.03 | \$16.13 | \$19.07 | \$34,202 |
| 47-3013 | Helpers--Electricians | 406 | \$16.04 | \$11.00 | \$13.57 | \$18.66 | \$33,370 |
| 47-5081 | Helpers--Extraction Wkrs | 77 | \$19.28 | \$14.54 | \$19.36 | \$23.00 | \$40,116 |
| 49-9098 | Helpers--Installation, Maintenance, & Repair Wkrs | 2,410 | \$14.66 | \$10.60 | \$13.77 | \$18.05 | \$30,500 |
| 51-9198 | Helpers--Production Wkrs | 4,722 | \$13.68 | \$10.46 | \$12.75 | \$15.55 | \$28,436 |
| 47-3016 | Helpers--Roofers | 59 | \$21.50 | \$15.34 | \$24.38 | \$27.06 | \$44,711 |
| 47-4051 | Highway Maintenance Wkrs | 2,913 | \$22.43 | \$19.93 | \$22.22 | \$25.93 | \$46,639 |
| 19-3093 | Historians | 63 | \$24.34 | \$15.92 | \$23.58 | \$32.61 | \$50,629 |
| 25-1125 | History Teachers, Postsecondary | 363 | | | | | \$65,887 |
| 49-9031 | Home Appliance Repairers | 477 | \$20.36 | \$15.81 | \$19.69 | \$24.56 | \$42,358 |
| 25-1192 | Home Economics Teachers, Postsecondary | 115 | | | | | \$57,798 |
| 31-1011 | Home Health Aides | 9,411 | \$11.32 | \$9.95 | \$10.85 | \$11.82 | \$23,540 |
| 35-9031 | Hosts & Hostesses, Restaurant, Lounge, & Coffee Shop | 5,128 | \$10.52 | \$9.09 | \$9.39 | \$10.82 | \$21,882 |
| 43-4081 | Hotel, Motel, & Resort Desk Clerks | 4,867 | \$11.60 | \$9.85 | \$11.21 | \$13.02 | \$24,122 |
| 37-1011 | Housekeeping/Janitorial Wkrs, 1st-Line Spvs/Mgrs | 2,503 | \$19.23 | \$13.98 | \$17.69 | \$22.84 | \$39,991 |
| 13-1078 | HR, Labor Relations, & Training Spec, All Other | 10,604 | \$31.47 | \$23.02 | \$29.02 | \$37.69 | \$65,471 |
| 43-4161 | Human Resources Assistants, Not Payroll & Timekeeping | 3,003 | \$19.41 | \$16.52 | \$19.47 | \$22.06 | \$40,360 |
| 11-3121 | Human Resources Managers | 2,604 | \$51.70 | \$38.93 | \$49.08 | \$61.51 | \$107,547 |
| 19-2043 | Hydrologists | 445 | \$40.04 | \$32.53 | \$38.80 | \$46.22 | \$83,294 |
| 17-2112 | Industrial Engineers | 5,155 | \$42.32 | \$35.11 | \$42.02 | \$50.04 | \$88,029 |
| 49-9041 | Industrial Machinery Mechanics | 5,218 | \$28.28 | \$21.92 | \$27.90 | \$34.80 | \$58,825 |
| 11-3051 | Industrial Production Mgrs | 2,407 | \$49.89 | \$35.91 | \$47.37 | \$60.60 | \$103,768 |
| 53-7051 | Industrial Truck & Tractor Operators | 10,520 | \$18.14 | \$13.16 | \$16.97 | \$21.86 | \$37,731 |
| 15-1179 | Info Security Analyst, Web Dvlpr, & Cptr Netwk Architect | 9,451 | \$40.93 | \$31.79 | \$40.72 | \$50.25 | \$85,133 |

| SOC Code | Washington Statewide Occupational Title | Estimated Employment | Average Wage | Percentiles | | | Annual Wage |
|----------|--|----------------------|--------------|-------------|---------|---------|-------------|
| | | | | 25th | 50th | 75th | |
| 43-4199 | Information & Record Clerks, All Other | | \$18.92 | \$15.50 | \$18.73 | \$22.18 | \$39,362 |
| 51-9061 | Inspectors, Testers, Sorters, Samplers, & Weighers | 8,792 | \$23.04 | \$15.71 | \$22.51 | \$31.53 | \$47,915 |
| 49-9799 | Installation, Maintenance, & Repair Workers, All Other | 3,112 | \$23.95 | \$17.39 | \$24.38 | \$29.99 | \$49,821 |
| 25-9031 | Instructional Coordinators | 2,326 | \$30.27 | \$24.70 | \$30.32 | \$35.37 | \$62,958 |
| 47-2131 | Insulation Wkrs, Floor, Ceiling, & Wall | 977 | \$22.43 | \$17.08 | \$20.82 | \$25.58 | \$46,648 |
| 47-2132 | Insulation Wkrs, Mechanical | 950 | \$27.64 | \$22.14 | \$27.83 | \$33.37 | \$57,486 |
| 13-1032 | Insurance Appraisers, Auto Damage | | \$25.21 | \$23.86 | \$25.76 | \$27.66 | \$52,433 |
| 43-9041 | Insurance Claims & Policy Processing Clerks | 5,622 | \$19.20 | \$16.02 | \$18.99 | \$21.90 | \$39,944 |
| 41-3021 | Insurance Sales Agents | 5,844 | \$26.67 | \$16.13 | \$22.80 | \$31.59 | \$55,460 |
| 13-2053 | Insurance Underwriters | 1,619 | \$39.35 | \$28.62 | \$37.09 | \$46.34 | \$81,851 |
| 27-1025 | Interior Designers | 1,033 | \$25.79 | \$19.64 | \$22.96 | \$32.07 | \$53,650 |
| 29-1063 | Internists, General | 683 | \$99.40 | \$72.80 | | | \$206,756 |
| 27-3091 | Interpreters & Translators | 1,096 | \$22.79 | \$17.52 | \$21.20 | \$26.59 | \$47,402 |
| 43-4111 | Interviewers, Not Eligibility & Loan | 4,197 | \$16.25 | \$13.47 | \$16.59 | \$18.98 | \$33,818 |
| 37-2011 | Janitors & Cleaners, Not Maids & Housekeeping Cleaners | 38,350 | \$13.81 | \$10.24 | \$13.12 | \$16.66 | \$28,733 |
| 51-9071 | Jewelers & Precious Stone & Metal Wkrs | 265 | \$19.32 | \$14.02 | \$17.78 | \$22.71 | \$40,194 |
| 23-1023 | Judges, Magistrate Judges, & Magistrates | 791 | \$50.30 | \$36.58 | \$48.14 | \$65.85 | \$104,626 |
| 23-1012 | Judicial Law Clerks | 253 | \$28.81 | \$22.54 | \$24.87 | \$35.15 | \$59,928 |
| 25-2012 | Kindergarten Teachers, Not Special Education | 3,459 | | | | | \$50,130 |
| 53-7062 | Laborers & Freight, Stock, & Material Movers, Hand | 37,995 | \$14.87 | \$10.65 | \$13.32 | \$17.40 | \$30,919 |
| 17-1012 | Landscape Architects | 712 | \$30.29 | \$23.09 | \$29.52 | \$36.23 | \$63,007 |
| 37-1012 | Landscape, Lawn, Groundskeep Wkrs, 1st-Line Supvrs/Mgrs | 1,957 | \$23.44 | \$18.00 | \$23.01 | \$27.71 | \$48,754 |
| 37-3011 | Landscaping & Groundskeeping Wkrs | 16,411 | \$14.72 | \$11.31 | \$13.96 | \$17.26 | \$30,633 |
| 51-4034 | Lathe Setters/Ops/Tenders, Metal/Plastic | 261 | \$19.86 | \$13.25 | \$20.35 | \$25.88 | \$41,301 |
| 51-6011 | Laundry & Dry-Cleaning Wkrs | 2,600 | \$11.79 | \$9.56 | \$11.15 | \$13.56 | \$24,519 |
| 25-1112 | Law Teachers, Postsecondary | 186 | | | | | \$102,614 |
| 23-1011 | Lawyers | 10,416 | \$55.66 | \$35.58 | \$48.73 | \$68.32 | \$115,761 |
| 51-4192 | Lay-Out Wkrs, Metal & Plastic | 655 | \$22.81 | \$12.66 | \$23.54 | \$31.15 | \$47,442 |
| 43-6012 | Legal Secretaries | 3,446 | \$22.24 | \$17.77 | \$20.99 | \$26.43 | \$46,256 |
| 23-2099 | Legal Support Wkrs, All Other | 1,552 | \$27.99 | \$21.15 | \$26.09 | \$32.06 | \$58,216 |
| 11-1031 | Legislators | 835 | | | | | \$85,870 |
| 25-4021 | Librarians | 3,458 | \$30.22 | \$25.11 | \$30.93 | \$35.30 | \$62,856 |
| 43-4121 | Library Assistants, Clerical | 2,453 | \$14.29 | \$11.34 | \$13.84 | \$17.00 | \$29,712 |
| 25-1082 | Library Science Teachers, Postsecondary | 84 | | | | | \$81,130 |
| 25-4031 | Library Technicians | 2,303 | \$18.25 | \$15.15 | \$18.14 | \$21.42 | \$37,969 |
| 29-2061 | Licensed Practical & Licensed Vocational Nurses | 9,244 | \$22.47 | \$19.99 | \$22.26 | \$25.49 | \$46,732 |
| 19-1099 | Life Scientists, All Other | 249 | \$50.68 | \$34.16 | \$44.33 | \$69.35 | \$105,423 |
| 19-4099 | Life, Physical, & Social Science Technicians, A/O | 1,385 | \$24.69 | \$18.65 | \$23.09 | \$29.86 | \$51,343 |
| 33-9092 | Lifeguards, Ski Patrol, Recreational Protective Svc Wkrs | 2,090 | \$11.23 | \$9.34 | \$10.44 | \$12.29 | \$23,362 |
| 13-2071 | Loan Counselors | 594 | \$18.73 | \$15.91 | \$17.70 | \$20.65 | \$38,961 |
| 43-4131 | Loan Interviewers & Clerks | 4,320 | \$17.52 | \$13.65 | \$17.11 | \$21.14 | \$36,438 |
| 13-2072 | Loan Officers | 5,913 | \$37.62 | \$24.50 | \$31.81 | \$44.22 | \$78,249 |
| 39-3093 | Locker Room, Coatroom, & Dressing Room Attendants | 254 | \$10.74 | \$9.19 | \$9.62 | \$11.77 | \$22,337 |
| 49-9094 | Locksmiths & Safe Repairers | 379 | \$19.02 | \$14.17 | \$17.95 | \$24.69 | \$39,576 |
| 11-9081 | Lodging Mgrs | 401 | \$31.53 | \$22.52 | \$30.73 | \$37.04 | \$65,585 |
| 45-4023 | Log Graders & Scalers | 126 | \$22.62 | \$19.25 | \$22.99 | \$26.68 | \$47,041 |
| 45-4022 | Logging Equipment Operators | 1,365 | \$21.30 | \$19.06 | \$20.92 | \$22.78 | \$44,297 |
| 45-4029 | Logging Wkrs, All Other | 348 | \$20.80 | \$18.65 | \$20.64 | \$22.61 | \$43,280 |
| 13-1081 | Logisticians | 6,429 | \$39.80 | \$31.24 | \$37.70 | \$45.48 | \$82,780 |
| 53-7063 | Machine Feeders & Offbearers | 2,131 | \$14.32 | \$10.62 | \$13.56 | \$17.44 | \$29,794 |
| 51-4041 | Machinists | 4,501 | \$24.41 | \$18.49 | \$23.03 | \$29.87 | \$50,762 |
| 37-2012 | Maids & Housekeeping Cleaners | 15,675 | \$11.30 | \$9.29 | \$10.51 | \$12.56 | \$23,497 |
| 43-9051 | Mail Clerks & Mail Machine Ops, Not Postal Svc | 1,590 | \$14.44 | \$10.70 | \$13.58 | \$17.63 | \$30,037 |
| 49-9071 | Maintenance & Repair Workers, General | 23,948 | \$20.13 | \$15.08 | \$19.29 | \$25.03 | \$41,878 |
| 49-9043 | Maintenance Wkrs, Machinery | 1,149 | \$22.71 | \$17.47 | \$22.03 | \$27.41 | \$47,248 |
| 39-5091 | Makeup Artists, Theatrical & Performance | | \$21.87 | \$11.54 | \$25.10 | \$27.77 | \$45,487 |
| 13-1111 | Management Analysts | 10,796 | \$43.28 | \$31.05 | \$39.66 | \$52.18 | \$90,018 |
| 39-5092 | Manicurists & Pedicurists | 1,761 | \$12.17 | \$9.57 | \$10.63 | \$13.07 | \$25,300 |
| 49-9095 | Manufactured Building & Mobile Home Installers | 216 | \$15.57 | \$11.23 | \$14.25 | \$18.36 | \$32,386 |
| 17-2121 | Marine Engineers & Naval Architects | 644 | \$40.78 | \$32.81 | \$40.19 | \$46.48 | \$84,830 |
| 13-1161 | Market Research Analysts | 9,856 | \$38.25 | \$24.48 | \$36.36 | \$50.89 | \$79,556 |

| SOC Code | Washington Statewide Occupational Title | Estimated Employment | Average Wage | Percentiles | | | Annual Wage |
|----------|--|----------------------|--------------|-------------|---------|---------|-------------|
| | | | | 25th | 50th | 75th | |
| 11-2021 | Marketing Mgrs | 5,888 | \$62.67 | \$46.03 | \$59.55 | \$74.92 | \$130,354 |
| 21-1013 | Marriage & Family Therapists | 755 | \$21.72 | \$16.98 | \$20.25 | \$23.43 | \$45,176 |
| 31-9011 | Massage Therapists | 3,191 | \$25.32 | \$19.14 | \$25.46 | \$31.72 | \$52,668 |
| 53-7199 | Material Moving Wkrs, All Other | 867 | | | | | |
| 19-2032 | Materials Scientists | 409 | \$41.08 | \$30.37 | \$40.73 | \$51.66 | \$85,434 |
| 25-1022 | Mathematical Science Teachers, Postsecondary | 717 | | | | | \$73,466 |
| 15-2099 | Mathematical Scientists, All Other | 21 | | | | | |
| 15-2091 | Mathematical Technicians | 24 | \$20.61 | \$16.24 | \$19.76 | \$22.74 | \$42,870 |
| 15-2021 | Mathematicians | 97 | | | | | |
| 51-3022 | Meat, Poultry, & Fish Cutters & Trimmers | 3,485 | \$12.73 | \$9.37 | \$10.75 | \$14.57 | \$26,474 |
| 49-9011 | Mechanical Door Repairers | 298 | \$20.64 | \$15.54 | \$20.91 | \$25.60 | \$42,923 |
| 17-3013 | Mechanical Drafters | 2,322 | \$34.24 | \$27.43 | \$34.58 | \$41.71 | \$71,219 |
| 17-3027 | Mechanical Engineering Technicians | 968 | \$28.02 | \$23.10 | \$27.45 | \$33.05 | \$58,283 |
| 17-2141 | Mechanical Engineers | 4,951 | \$43.05 | \$34.33 | \$42.09 | \$51.18 | \$89,542 |
| 49-1011 | Mechanics, Installers, Repairers, 1st-Ln Sprvs/Mgrs | 9,085 | \$32.85 | \$25.48 | \$31.94 | \$39.85 | \$68,326 |
| 27-4099 | Media & Communication Equipment Wkrs, All Other | 209 | \$28.89 | \$17.13 | \$28.70 | \$39.09 | \$60,105 |
| 27-3099 | Media & Communication Wkrs, All Other | 975 | \$22.35 | \$13.77 | \$23.77 | \$28.14 | \$46,486 |
| 29-2012 | Medical & Clinical Laboratory Technicians | 2,406 | \$19.61 | \$15.64 | \$18.64 | \$22.45 | \$40,795 |
| 29-2011 | Medical & Clinical Laboratory Technologists | 3,470 | \$30.21 | \$25.80 | \$30.44 | \$34.80 | \$62,839 |
| 11-9111 | Medical & Health Svcs Mgrs | 6,867 | \$52.74 | \$39.02 | \$48.43 | \$59.46 | \$109,707 |
| 21-1022 | Medical & Public Health Social Wkrs | 3,450 | \$25.34 | \$19.67 | \$25.83 | \$31.46 | \$52,700 |
| 51-9082 | Medical Appliance Technicians | 278 | \$18.25 | \$15.67 | \$18.24 | \$21.17 | \$37,975 |
| 31-9092 | Medical Assistants | 13,040 | \$16.76 | \$14.55 | \$16.62 | \$18.55 | \$34,861 |
| 31-9093 | Medical Equipment Preparers | 1,782 | \$16.03 | \$13.16 | \$16.01 | \$18.34 | \$33,333 |
| 49-9062 | Medical Equipment Repairers | 968 | \$24.42 | \$17.94 | \$23.41 | \$30.92 | \$50,785 |
| 29-2071 | Medical Records & Health Information Technicians | 5,259 | \$18.46 | \$14.18 | \$17.44 | \$21.74 | \$38,395 |
| 19-1042 | Medical Scientists, Not Epidemiologists | 4,570 | \$36.23 | \$23.42 | \$30.50 | \$41.94 | \$75,345 |
| 43-6013 | Medical Secretaries | 16,077 | \$19.12 | \$15.97 | \$18.46 | \$22.32 | \$39,777 |
| 31-9094 | Medical Transcriptionists | 2,208 | \$17.27 | \$13.26 | \$17.82 | \$21.13 | \$35,921 |
| 13-1121 | Meeting & Convention Planners | 1,261 | \$23.08 | \$17.61 | \$21.54 | \$27.39 | \$48,011 |
| 21-1023 | Mental Health & Substance Abuse Social Wkrs | 1,521 | \$23.08 | \$18.90 | \$23.63 | \$27.07 | \$48,007 |
| 21-1014 | Mental Health Counselors | 3,589 | \$22.03 | \$17.19 | \$20.79 | \$25.42 | \$45,833 |
| 27-1026 | Merchandise Displayers & Window Trimmers | 1,516 | \$15.64 | \$12.39 | \$14.98 | \$18.40 | \$32,531 |
| 51-4199 | Metal Wkrs & Plastic Wkrs, All Other | 654 | \$20.41 | \$14.79 | \$18.34 | \$25.26 | \$42,449 |
| 51-4051 | Metal-Refining Furnace Operators & Tenders | 294 | \$19.34 | \$13.91 | \$18.74 | \$21.65 | \$40,219 |
| 43-5041 | Meter Readers, Utilities | 531 | \$22.24 | \$18.60 | \$22.06 | \$25.95 | \$46,241 |
| 11-9199 | Mgrs, All Other | 7,655 | \$50.42 | \$38.36 | \$49.53 | \$60.21 | \$104,874 |
| 19-1022 | Microbiologists | 367 | \$31.93 | \$23.13 | \$28.85 | \$37.31 | \$66,422 |
| 25-2022 | Middle School Teachers (Not Special Ed & Vocational) | 10,795 | | | | | \$59,338 |
| 51-4035 | Milling/Planing Mach Setters, Ops/Tenders, Mtl/Plastic | 305 | \$24.54 | \$16.78 | \$24.52 | \$32.57 | \$51,037 |
| 49-9044 | Millwrights | 1,570 | \$31.76 | \$27.00 | \$32.78 | \$36.72 | \$66,053 |
| 47-5042 | Mine Cutting & Channeling Machine Operators | 50 | \$18.78 | \$11.29 | \$17.74 | \$25.78 | \$39,062 |
| 17-2151 | Mining & Geological Engineers (Inc Mining Safety) | 97 | \$45.97 | \$36.03 | \$43.60 | \$53.35 | \$95,622 |
| 47-5049 | Mining Machine Operators, All Other | 78 | \$18.26 | \$16.32 | \$17.85 | \$20.15 | \$37,972 |
| 51-9023 | Mixing & Blending Machine Setters, Ops, & Tenders | 1,032 | \$17.45 | \$12.76 | \$16.89 | \$21.41 | \$36,309 |
| 49-3042 | Mobile Heavy Equipment Mechanics, Not Engines | 2,970 | \$26.71 | \$21.73 | \$26.53 | \$31.12 | \$55,556 |
| 51-4061 | Model Makers, Metal & Plastic | 31 | \$25.49 | \$18.22 | \$27.17 | \$32.08 | \$53,035 |
| 51-4072 | Mold/Coremaking/Casting Mach Set/Op/Tend, Mtl/Plastic | 766 | \$18.79 | \$13.06 | \$17.09 | \$23.50 | \$39,096 |
| 51-9195 | Molders, Shapers, & Casters, Not Metal & Plastic | 907 | \$15.69 | \$12.33 | \$14.70 | \$18.45 | \$32,625 |
| 39-3021 | Motion Picture Projectionists | 112 | \$10.61 | \$9.31 | \$10.02 | \$11.28 | \$22,061 |
| 53-3099 | Motor Vehicle Operators, All Other | 892 | \$19.53 | \$11.47 | \$20.80 | \$26.35 | \$40,634 |
| 49-3051 | Motorboat Mechanics | 629 | \$19.41 | \$13.79 | \$17.90 | \$22.29 | \$40,375 |
| 53-5022 | Motorboat Operators | 56 | \$29.12 | \$27.28 | \$29.68 | \$31.13 | \$60,556 |
| 49-3052 | Motorcycle Mechanics | 171 | \$18.18 | \$14.04 | \$17.42 | \$21.86 | \$37,821 |
| 27-1014 | Multi-Media Artists & Animators | 2,311 | \$32.84 | \$22.02 | \$29.75 | \$42.30 | \$68,312 |
| 51-4081 | Multiple Machine Tool Setters/Ops/Tenders, Mtl/Plastic | 428 | \$17.80 | \$13.01 | \$16.34 | \$19.53 | \$37,028 |
| 25-4013 | Museum Technicians & Conservators | 301 | \$21.06 | \$16.51 | \$20.45 | \$23.17 | \$43,805 |
| 27-2041 | Music Directors & Composers | 131 | \$28.66 | \$14.82 | \$22.70 | \$33.92 | \$59,615 |
| 49-9063 | Musical Instrument Repairers & Tuners | 169 | \$16.25 | \$12.71 | \$15.34 | \$17.75 | \$33,780 |
| 27-2042 | Musicians & Singers | 698 | \$30.65 | \$15.14 | \$28.07 | \$42.75 | |
| 11-9121 | Natural Sciences Mgrs | 1,848 | \$57.74 | \$42.46 | \$51.71 | \$68.10 | \$120,094 |

| SOC Code | Washington Statewide Occupational Title | Estimated Employment | Average Wage | Percentiles | | | Annual Wage |
|----------|---|----------------------|--------------|-------------|---------|---------|-------------|
| | | | | 25th | 50th | 75th | |
| 15-1142 | Network & Computer Systems Administrators | 9,250 | \$35.67 | \$29.52 | \$35.15 | \$41.58 | \$74,194 |
| 43-4141 | New Accounts Clerks | 1,709 | \$17.19 | \$14.93 | \$16.91 | \$18.84 | \$35,737 |
| 39-2021 | Nonfarm Animal Caretakers | 3,514 | \$11.99 | \$9.41 | \$10.76 | \$12.86 | \$24,939 |
| 41-1012 | Non-Retail Sales Wkrs, 1st-Line spvrs/Mgrs of | 6,275 | \$37.28 | \$25.42 | \$33.67 | \$46.53 | \$77,538 |
| 17-2161 | Nuclear Engineers | 1,131 | \$44.47 | \$36.96 | \$45.29 | \$51.02 | \$92,506 |
| 29-2033 | Nuclear Medicine Technologists | 402 | \$39.89 | \$34.73 | \$40.12 | \$45.00 | \$82,976 |
| 51-4012 | Numerical Tool & Process Control Programmers | 820 | \$32.43 | \$27.15 | \$32.91 | \$37.97 | \$67,450 |
| 31-1012 | Nursing Aides, Orderlies, & Attendants | 23,708 | \$13.64 | \$11.24 | \$13.16 | \$15.48 | \$28,378 |
| 25-1072 | Nursing Instructors & Teachers, Postsecondary | 997 | | | | | \$65,224 |
| 29-1064 | Obstetricians & Gynecologists | 567 | \$115.93 | | | | \$241,136 |
| 29-9011 | Occupational Health & Safety Specialists | 1,933 | \$35.00 | \$28.84 | \$33.60 | \$41.40 | \$72,797 |
| 29-9012 | Occupational Health & Safety Technicians | 528 | \$29.43 | \$24.57 | \$29.68 | \$35.11 | \$61,217 |
| 31-2012 | Occupational Therapist Aides | 71 | \$18.39 | \$13.53 | \$17.85 | \$22.92 | \$38,260 |
| 31-2011 | Occupational Therapist Assistants | 390 | \$27.08 | \$23.78 | \$26.73 | \$30.01 | \$56,335 |
| 29-1122 | Occupational Therapists | 1,947 | \$34.69 | \$29.16 | \$35.42 | \$41.33 | \$72,149 |
| 43-1011 | Office & Admin Support Wkrs, 1st-Line spvrs/Mgrs of | 25,377 | \$26.90 | \$20.29 | \$25.49 | \$32.46 | \$55,942 |
| 43-9799 | Office & Administrative Support Workers, All Other | 7,733 | \$17.26 | \$13.66 | \$16.90 | \$20.52 | \$35,895 |
| 43-9061 | Office Clerks, General | 45,150 | \$15.55 | \$12.08 | \$14.74 | \$18.01 | \$32,348 |
| 43-9071 | Office Machine Operators, Not Computer | 1,004 | \$14.98 | \$10.84 | \$14.07 | \$18.77 | \$31,147 |
| 47-2073 | Operating Engineers/Construction Equipment Ops | 6,218 | \$27.68 | \$21.05 | \$27.34 | \$33.67 | \$57,582 |
| 15-2031 | Operations Research Analysts | 1,714 | \$41.37 | \$33.21 | \$40.50 | \$46.96 | \$86,050 |
| 51-9083 | Ophthalmic Laboratory Technicians | 651 | \$17.44 | \$13.08 | \$18.43 | \$21.42 | \$36,284 |
| 29-2081 | Opticians, Dispensing | 1,161 | \$21.68 | \$16.48 | \$21.08 | \$25.53 | \$45,102 |
| 29-1041 | Optometrists | 383 | \$53.60 | \$43.58 | \$51.57 | \$57.63 | \$111,480 |
| 29-1022 | Oral & Maxillofacial Surgeons | | \$121.47 | | | | \$252,664 |
| 43-4151 | Order Clerks | 7,146 | \$16.99 | \$12.71 | \$16.39 | \$20.58 | \$35,340 |
| 29-1023 | Orthodontists | 187 | \$68.23 | \$43.85 | \$64.60 | \$74.03 | \$141,906 |
| 29-2091 | Orthotists & Prosthetists | 171 | \$33.71 | \$24.96 | \$32.32 | \$40.31 | \$70,131 |
| 49-3053 | Outdoor Power Equipment & Other Small Engine Mechanics | 453 | \$16.36 | \$13.26 | \$15.88 | \$18.17 | \$34,013 |
| 51-9111 | Packaging & Filling Machine Operators & Tenders | 4,097 | \$14.66 | \$10.74 | \$13.39 | \$17.31 | \$30,487 |
| 53-7064 | Packers & Packagers, Hand | 16,073 | \$11.45 | \$9.21 | \$9.64 | \$12.27 | \$23,810 |
| 47-3014 | Painter, Paperhanger, Plasterer, Stucco Helpers | 196 | \$14.26 | \$12.05 | \$13.36 | \$14.68 | \$29,654 |
| 47-2141 | Painters, Construction & Maintenance | 6,695 | \$20.16 | \$15.68 | \$18.35 | \$24.58 | \$41,938 |
| 51-9122 | Painters, Transportation Equipment | 1,487 | \$24.25 | \$17.13 | \$23.86 | \$31.65 | \$50,455 |
| 51-9123 | Painting, Coating, & Decorating Wkrs | 587 | \$16.24 | \$12.86 | \$15.07 | \$18.36 | \$33,797 |
| 51-9196 | Paper Goods Machine Setters, Operators, & Tenders | 1,828 | \$20.55 | \$15.22 | \$20.01 | \$25.09 | \$42,739 |
| 23-2011 | Paralegals & Legal Assistants | 6,387 | \$24.31 | \$17.66 | \$22.86 | \$29.12 | \$50,578 |
| 33-3041 | Parking Enforcement Wkrs | 162 | \$21.51 | \$18.43 | \$22.35 | \$26.26 | \$44,739 |
| 53-6021 | Parking Lot Attendants | 3,393 | \$12.05 | \$9.98 | \$11.14 | \$13.43 | \$25,052 |
| 41-2022 | Parts Salespersons | 5,424 | \$16.41 | \$12.22 | \$15.82 | \$19.58 | \$34,130 |
| 51-4062 | Patternmakers, Metal & Plastic | 45 | \$17.88 | \$12.76 | \$16.33 | \$23.41 | \$37,192 |
| 47-2071 | Paving, Surfacing, & Tamping Equipment Operators | 654 | \$22.59 | \$15.65 | \$22.98 | \$28.76 | \$46,982 |
| 43-3051 | Payroll & Timekeeping Clerks | 3,327 | \$20.55 | \$17.05 | \$20.54 | \$23.44 | \$42,747 |
| 29-1065 | Pediatricians, General | 651 | \$82.75 | \$65.08 | \$76.25 | | \$172,137 |
| 39-9021 | Personal & Home Care Aides | 17,747 | \$11.25 | \$10.16 | \$10.95 | \$11.79 | \$23,402 |
| 39-9099 | Personal Care & Svc Wkrs, All Other | 903 | \$13.20 | \$10.52 | \$12.81 | \$14.68 | \$27,450 |
| 13-2052 | Personal Financial Advisors | 3,016 | \$35.47 | \$20.11 | \$29.12 | \$43.36 | \$73,767 |
| 39-1021 | Personal Svc Wkrs, 1st-Line Supervisors/Mgrs of | 3,691 | \$21.02 | \$15.19 | \$19.93 | \$25.77 | \$43,715 |
| 37-2021 | Pest Control Wkrs | 653 | \$19.67 | \$14.86 | \$19.36 | \$23.21 | \$40,927 |
| 37-3012 | Pesticide Handlers, Sprayers, & Applicators, Vegetation | 746 | \$15.59 | \$12.55 | \$14.12 | \$17.99 | \$32,435 |
| 17-2171 | Petroleum Engineers | 266 | \$55.92 | \$42.99 | \$54.87 | \$67.26 | \$116,306 |
| 51-8093 | Petroleum Pump System/Refinery Ops & Gaugers | 859 | \$33.61 | \$30.58 | \$33.39 | \$36.22 | \$69,921 |
| 29-1051 | Pharmacists | 5,836 | \$53.92 | \$49.93 | \$54.67 | \$60.02 | \$112,163 |
| 31-9095 | Pharmacy Aides | 998 | \$11.99 | \$9.68 | \$11.58 | \$13.67 | \$24,946 |
| 29-2052 | Pharmacy Technicians | 7,192 | \$18.74 | \$16.29 | \$18.39 | \$21.31 | \$38,975 |
| 25-1126 | Philosophy & Religion Teachers, Postsecondary | 593 | | | | | \$59,771 |
| 27-4021 | Photographers | 1,150 | \$18.43 | \$9.69 | \$14.68 | \$25.84 | \$38,327 |
| 51-9151 | Photographic Process Wkrs & Processing Machine Ops | 883 | \$14.76 | \$11.25 | \$13.47 | \$17.34 | \$30,704 |
| 29-1069 | Phys/Surgeons, A/O (Cardiologists, Dermatologists, etc) | 4,930 | \$94.04 | \$68.14 | | | \$195,593 |
| 19-2099 | Physical Scientists, All Other | 488 | \$45.22 | \$36.28 | \$44.75 | \$53.18 | \$94,068 |
| 31-2022 | Physical Therapist Aides | 1,147 | \$13.03 | \$10.84 | \$12.49 | \$14.35 | \$27,090 |

| SOC Code | Washington Statewide Occupational Title | Estimated Employment | Average Wage | Percentiles | | | Annual Wage |
|----------|--|----------------------|--------------|-------------|---------|---------|-------------|
| | | | | 25th | 50th | 75th | |
| 31-2021 | Physical Therapist Assistants | 1,103 | \$25.21 | \$21.19 | \$25.29 | \$29.17 | \$52,436 |
| 29-1123 | Physical Therapists | 3,980 | \$37.79 | \$32.35 | \$37.08 | \$43.25 | \$78,593 |
| 29-1071 | Physician Assistants | 2,247 | \$49.67 | \$42.09 | \$48.82 | \$57.38 | \$103,304 |
| 19-2012 | Physicists | 798 | \$51.93 | \$37.79 | \$51.15 | \$66.74 | \$108,008 |
| 25-1054 | Physics Teachers, Postsecondary | 296 | | | | | \$78,582 |
| 47-2072 | Pile-Driver Operators | 116 | \$33.57 | \$30.24 | \$33.64 | \$38.72 | \$69,839 |
| 47-3015 | Pipelayer, Plumber, Pipefitter, Steamfitter Helpers | 627 | \$15.70 | \$12.08 | \$15.24 | \$18.54 | \$32,654 |
| 47-2151 | Pipelayers | 1,188 | \$27.21 | \$22.01 | \$27.64 | \$32.93 | \$56,599 |
| 51-8099 | Plant & System Operators, All Other | 526 | \$24.05 | \$18.42 | \$25.76 | \$30.14 | \$50,022 |
| 47-2161 | Plasterers & Stucco Masons | 378 | \$19.97 | \$15.70 | \$19.22 | \$23.46 | \$41,537 |
| 51-4193 | Plating/Coating Machine Setters/Ops/Tenders, Mtl/Plastic | 372 | \$16.25 | \$12.55 | \$14.52 | \$19.05 | \$33,807 |
| 47-2152 | Plumbers, Pipefitters, & Steamfitters | 7,250 | \$29.30 | \$22.22 | \$28.71 | \$35.45 | \$60,939 |
| 29-1081 | Podiatrists | 121 | \$83.74 | \$51.80 | \$80.60 | | \$174,163 |
| 33-1012 | Police & Detectives, 1st-Line Supervisors/Mgrs of | 2,121 | \$42.92 | \$37.31 | \$42.06 | \$49.06 | \$89,262 |
| 33-3051 | Police & Sheriff's Patrol Officers | 8,482 | \$32.34 | \$28.42 | \$32.71 | \$36.62 | \$67,268 |
| 43-5031 | Police, Fire, & Ambulance Dispatchers | 1,670 | \$23.09 | \$19.66 | \$22.41 | \$26.44 | \$48,016 |
| 25-1065 | Political Science Teachers, Postsecondary | 366 | | | | | \$75,597 |
| 19-3094 | Political Scientists | 102 | \$35.77 | \$27.44 | \$32.65 | \$36.24 | \$74,399 |
| 43-5051 | Postal Svc Clerks | 1,308 | \$25.59 | \$25.88 | \$25.89 | \$25.90 | \$53,240 |
| 43-5052 | Postal Svc Mail Carriers | 6,003 | \$25.45 | \$24.51 | \$27.06 | \$27.07 | \$52,931 |
| 43-5053 | Postal Svc Mail Sorters/Processors/Processing Mach Ops | 2,674 | \$24.06 | \$24.61 | \$25.88 | \$25.89 | \$50,055 |
| 11-9131 | Postmasters & Mail Superintendents | 419 | \$31.02 | \$25.19 | \$30.65 | \$37.37 | \$64,525 |
| 25-1199 | Postsecondary Teachers, All Other | 969 | | | | | \$67,169 |
| 51-4052 | Pourers & Casters, Metal | 159 | \$17.32 | \$15.47 | \$17.28 | \$19.26 | \$36,026 |
| 51-8012 | Power Distributors & Dispatchers | 452 | \$43.24 | \$37.85 | \$41.53 | \$49.08 | \$89,934 |
| 51-8013 | Power Plant Operators | 558 | \$38.31 | \$32.63 | \$37.16 | \$42.92 | \$79,671 |
| 49-9069 | Precision Instrument & Equipment Repairers, A/O | 608 | \$31.27 | \$27.26 | \$32.09 | \$35.56 | \$65,046 |
| 51-5111 | Prepress Technicians & Workers | 551 | \$18.72 | \$13.17 | \$18.06 | \$23.31 | \$38,944 |
| 25-2011 | Preschool Teachers, Not Special Education | 6,275 | \$14.30 | \$11.18 | \$13.51 | \$16.65 | \$29,762 |
| 51-6021 | Pressers, Textile, Garment, & Related Materials | 964 | \$13.34 | \$10.84 | \$13.01 | \$15.88 | \$27,756 |
| 51-5113 | Print Binding & Finishing Workers | 260 | \$15.91 | \$12.78 | \$15.08 | \$18.29 | \$33,095 |
| 51-5112 | Printing Press Operators | 1,576 | \$18.79 | \$14.54 | \$17.96 | \$22.89 | \$39,087 |
| 33-9021 | Private Detectives & Investigators | 335 | \$31.81 | \$21.68 | \$30.57 | \$36.70 | \$66,166 |
| 21-1092 | Probation Officers & Correctional Treatment Specialists | 2,430 | \$25.76 | \$24.27 | \$25.51 | \$27.86 | \$53,576 |
| 43-3061 | Procurement Clerks | 1,487 | \$19.51 | \$16.51 | \$19.45 | \$22.36 | \$40,584 |
| 27-2012 | Producers & Directors | 1,261 | \$34.09 | \$21.80 | \$30.74 | \$41.26 | \$70,898 |
| 51-1011 | Production & Operating Wkrs, 1st-Line spvrs/Mgrs of | 9,372 | \$30.15 | \$22.04 | \$28.96 | \$38.18 | \$62,725 |
| 51-9399 | Production Workers, All Other | 3,996 | \$16.04 | \$10.56 | \$13.46 | \$19.05 | \$33,355 |
| 43-5061 | Production, Planning, & Expediting Clerks | 4,917 | \$24.08 | \$17.61 | \$22.57 | \$29.03 | \$50,081 |
| 43-9081 | Proofreaders & Copy Markers | 161 | \$17.48 | \$13.50 | \$16.98 | \$21.29 | \$36,369 |
| 11-9141 | Property, Real Estate, & Community Association Mgrs | 3,931 | \$34.40 | \$22.71 | \$28.66 | \$41.62 | \$71,549 |
| 33-1099 | Protective Svc Wkrs A/O, 1st-Line spvrs/Mgrs of | 1,353 | \$24.89 | \$15.12 | \$23.88 | \$32.35 | \$51,769 |
| 33-9099 | Protective Svc Wkrs, All Other | 1,785 | \$20.77 | \$15.22 | \$20.11 | \$25.42 | \$43,201 |
| 31-1013 | Psychiatric Aides | 602 | \$13.71 | \$10.99 | \$13.03 | \$16.33 | \$28,525 |
| 29-2053 | Psychiatric Technicians | 547 | \$19.10 | \$16.26 | \$18.08 | \$21.15 | \$39,711 |
| 29-1066 | Psychiatrists | 424 | \$86.77 | \$76.57 | \$84.36 | | \$180,464 |
| 19-3039 | Psychologists, All Other | 350 | \$39.14 | \$28.82 | \$42.52 | \$49.14 | \$81,415 |
| 25-1066 | Psychology Teachers, Postsecondary | 826 | | | | | \$61,714 |
| 27-3012 | Public Address System & Other Announcers | 150 | \$20.17 | \$9.62 | \$15.22 | \$31.43 | \$41,953 |
| 11-2031 | Public Relations Mgrs | 1,952 | \$48.44 | \$35.69 | \$46.20 | \$58.43 | \$100,763 |
| 27-3031 | Public Relations Specialists | 4,950 | \$28.84 | \$21.10 | \$27.33 | \$35.09 | \$59,982 |
| 13-1021 | Purchasing Agents & Buyers, Farm Products | 267 | \$29.11 | \$22.72 | \$27.30 | \$34.34 | \$60,536 |
| 13-1023 | Purchasing Agents (Not Wholesale/Retail/Farm Prodcnts) | 8,468 | \$32.57 | \$24.63 | \$31.58 | \$40.27 | \$67,738 |
| 11-3061 | Purchasing Mgrs | 1,746 | \$52.18 | \$38.00 | \$50.37 | \$63.12 | \$108,517 |
| 29-1124 | Radiation Therapists | 316 | \$45.09 | \$38.75 | \$44.13 | \$51.79 | \$93,775 |
| 27-3011 | Radio & Television Announcers | 525 | \$25.24 | \$11.71 | \$16.98 | \$29.59 | \$52,506 |
| 49-2021 | Radio Mechanics | 348 | \$27.43 | \$17.83 | \$26.44 | \$38.99 | \$57,055 |
| 29-2037 | Radiologic Technologists & Technicians | 4,447 | \$31.92 | \$26.38 | \$31.67 | \$37.07 | \$66,393 |
| 49-3043 | Rail Car Repairers | | \$23.82 | \$19.06 | \$23.49 | \$28.47 | \$49,552 |
| 53-4099 | Rail Transportation Wkrs, All Other | | \$23.45 | \$17.03 | \$22.24 | \$30.18 | \$48,766 |
| 53-4021 | Railroad Brake, Signal, & Switch Operators | 218 | \$23.78 | \$17.30 | \$23.29 | \$28.06 | \$49,466 |

| SOC Code | Washington Statewide Occupational Title | Estimated Employment | Average Wage | Percentiles | | | Annual Wage |
|----------|--|----------------------|--------------|-------------|---------|---------|-------------|
| | | | | 25th | 50th | 75th | |
| 53-4031 | Railroad Conductors & Yardmasters | | \$32.34 | \$25.64 | \$32.25 | \$39.99 | \$67,263 |
| 47-4061 | Rail-Track Laying & Maintenance Equipment Ops | | \$24.99 | \$20.09 | \$24.52 | \$30.38 | \$51,990 |
| 41-9021 | Real Estate Brokers | 589 | \$38.58 | \$23.60 | \$29.30 | \$49.71 | \$80,232 |
| 41-9022 | Real Estate Sales Agents | 2,479 | \$23.63 | \$13.63 | \$19.67 | \$28.01 | \$49,159 |
| 43-4171 | Receptionists & Information Clerks | 20,971 | \$13.96 | \$11.49 | \$13.60 | \$16.02 | \$29,036 |
| 25-1193 | Recreation & Fitness Studies Teachers, Postsecondary | 560 | | | | | \$49,340 |
| 39-9032 | Recreation Wkrs | 5,186 | \$13.73 | \$9.50 | \$11.51 | \$15.34 | \$28,571 |
| 29-1125 | Recreational Therapists | 367 | \$22.26 | \$17.52 | \$22.06 | \$26.78 | \$46,295 |
| 49-3092 | Recreational Vehicle Svc Technicians | 167 | \$20.38 | \$16.18 | \$19.78 | \$24.07 | \$42,397 |
| 49-9045 | Refractory Materials Repairers, Not Brickmasons | 46 | \$21.43 | \$18.79 | \$21.62 | \$25.10 | \$44,569 |
| 53-7081 | Refuse & Recyclable Material Collectors | 2,348 | \$21.93 | \$19.05 | \$21.99 | \$25.77 | \$45,605 |
| 29-1111 | Registered Nurses | 54,425 | \$36.44 | \$29.79 | \$36.01 | \$42.91 | \$75,793 |
| 21-1015 | Rehabilitation Counselors | 9,080 | \$21.73 | \$16.85 | \$21.42 | \$26.79 | \$45,187 |
| 47-2171 | Reinforcing Iron & Rebar Wkrs | 383 | \$27.17 | \$17.10 | \$28.12 | \$37.29 | \$56,512 |
| 21-2099 | Religious Wkrs, All Other | 225 | \$19.56 | \$10.59 | \$20.26 | \$27.00 | \$40,693 |
| 27-3022 | Reporters & Correspondents | 730 | \$21.73 | \$12.82 | \$16.78 | \$25.52 | \$45,202 |
| 43-4181 | Reservation/Transportation Ticket Agents/Travel Clerks | 1,689 | \$15.49 | \$12.33 | \$14.44 | \$19.18 | \$32,222 |
| 39-9041 | Residential Advisors | 779 | \$14.99 | \$12.12 | \$14.57 | \$17.61 | \$31,164 |
| 29-1126 | Respiratory Therapists | 1,748 | \$30.42 | \$26.33 | \$30.40 | \$34.50 | \$63,277 |
| 29-2054 | Respiratory Therapy Technicians | 136 | \$25.08 | \$18.64 | \$25.63 | \$31.63 | \$52,162 |
| 41-1011 | Retail Sales Wkrs, 1st-Line Supervisors/Mgrs of | 21,933 | \$21.63 | \$15.59 | \$19.88 | \$24.72 | \$44,981 |
| 41-2031 | Retail Salespersons | 90,461 | \$13.65 | \$9.70 | \$11.54 | \$14.90 | \$28,395 |
| 49-9096 | Riggers | 1,004 | \$26.20 | \$20.76 | \$26.89 | \$31.12 | \$54,513 |
| 51-4023 | Rolling Machine Setters, Ops, & Tenders, Mtl/Plastic | 484 | \$19.23 | \$15.00 | \$19.03 | \$22.21 | \$39,992 |
| 47-2181 | Roofers | 3,703 | \$20.67 | \$14.79 | \$18.88 | \$24.35 | \$42,993 |
| 53-5011 | Sailors & Marine Oilers | 1,526 | \$22.91 | \$21.20 | \$23.76 | \$24.64 | \$47,656 |
| 41-9799 | Sales & Related Workers, All Other | 4,962 | \$19.28 | \$11.74 | \$17.43 | \$24.61 | \$40,116 |
| 41-9031 | Sales Engineers | 1,610 | \$53.58 | \$38.32 | \$47.94 | \$61.34 | \$111,450 |
| 11-2022 | Sales Mgrs | 7,359 | \$62.78 | \$40.76 | \$56.06 | \$75.15 | \$130,581 |
| 41-3099 | Sales Reps, Svcs, All Other | 11,985 | \$28.40 | \$16.35 | \$24.79 | \$35.49 | \$59,083 |
| 41-4012 | Sales Reps, Wholesale/Manuf (Not Tech/Sci Prdcts) | 29,076 | \$31.51 | \$19.88 | \$28.22 | \$39.18 | \$65,539 |
| 41-4011 | Sales Reps, Wholesale/Manuf, Tech.Scientific Prdcts | 7,728 | \$42.78 | \$26.99 | \$38.35 | \$50.73 | \$88,985 |
| 51-7041 | Sawing Machine Setters, Ops, & Tenders, Wood | 1,314 | \$18.55 | \$15.73 | \$17.81 | \$21.22 | \$38,585 |
| 25-2031 | Secondary School Teachers (Not Special/Voc Ed) | 14,096 | | | | | \$60,054 |
| 43-6014 | Secretaries, Not Legal, Medical, & Executive | 32,510 | \$18.11 | \$15.15 | \$17.89 | \$21.36 | \$37,671 |
| 41-3031 | Securities, Commodities, & Financial Svcs Sales Agents | 4,612 | \$37.31 | \$16.98 | \$24.96 | \$47.82 | \$77,607 |
| 49-2098 | Security & Fire Alarm Systems Installers | 1,002 | \$22.44 | \$17.99 | \$23.14 | \$27.01 | \$46,682 |
| 33-9032 | Security Guards | 15,079 | \$17.06 | \$11.20 | \$14.51 | \$20.27 | \$35,481 |
| 25-3021 | Self-Enrichment Education Teachers | 5,218 | \$20.89 | \$14.26 | \$19.66 | \$26.27 | \$43,455 |
| 51-9141 | Semiconductor Processors | 869 | \$17.66 | \$13.59 | \$18.00 | \$21.45 | \$36,724 |
| 51-9012 | Separating & Filtering Machine Setters/Ops/Tndrs | 899 | \$20.36 | \$15.45 | \$20.20 | \$24.01 | \$42,349 |
| 47-4071 | Septic Tank Svcs & Sewer Pipe Cleaners | 759 | \$21.21 | \$16.31 | \$20.24 | \$26.17 | \$44,115 |
| 27-1027 | Set & Exhibit Designers | 86 | \$25.38 | \$17.70 | \$20.59 | \$28.18 | \$52,783 |
| 51-6051 | Sewers, Hand | 32 | \$15.01 | \$11.30 | \$15.26 | \$18.11 | \$31,220 |
| 51-6031 | Sewing Machine Operators | 1,247 | \$12.50 | \$9.93 | \$11.21 | \$14.55 | \$25,991 |
| 47-2211 | Sheet Metal Wkrs | 2,941 | \$27.98 | \$18.73 | \$28.43 | \$35.78 | \$58,203 |
| 53-5031 | Ship Engineers | 534 | \$38.77 | \$30.51 | \$37.95 | \$43.66 | \$80,649 |
| 43-5071 | Shipping, Receiving, & Traffic Clerks | 12,791 | \$17.05 | \$12.67 | \$15.54 | \$20.08 | \$35,477 |
| 51-6041 | Shoe & Leather Wkrs & Repairers | 26 | \$13.29 | \$10.76 | \$12.48 | \$16.10 | \$27,644 |
| 49-9097 | Signal & Track Switch Repairers | | \$29.28 | \$24.75 | \$27.66 | \$33.89 | \$60,898 |
| 39-5094 | Skin Care Specialists | 876 | \$18.00 | \$11.01 | \$18.65 | \$22.15 | \$37,435 |
| 51-3023 | Slaughterers & Meat Packers | 968 | \$13.19 | \$11.41 | \$12.99 | \$14.37 | \$27,423 |
| 39-1012 | Slot Key Persons | 236 | \$16.01 | \$11.51 | \$15.63 | \$18.73 | \$33,283 |
| 11-9151 | Social & Community Svc Mgrs | 2,853 | \$35.13 | \$27.31 | \$33.28 | \$41.21 | \$73,075 |
| 21-1093 | Social & Human Svc Assistants | 8,369 | \$13.95 | \$10.85 | \$13.05 | \$16.36 | \$29,017 |
| 19-4061 | Social Science Research Assistants | 478 | \$20.35 | \$16.56 | \$18.95 | \$22.58 | \$42,337 |
| 25-1069 | Social Sciences Teachers, Postsecondary, A/O | 75 | | | | | \$63,120 |
| 19-3099 | Social Scientists & Related Wkrs, All Other | 846 | \$34.50 | \$27.46 | \$33.81 | \$40.67 | \$71,767 |
| 21-1029 | Social Wkrs, All Other | 1,557 | \$24.15 | \$16.57 | \$22.21 | \$31.69 | \$50,234 |
| 25-1113 | Social Work Teachers, Postsecondary | 166 | | | | | \$80,983 |
| 19-3041 | Sociologists | 173 | \$28.50 | \$24.98 | \$25.51 | \$31.02 | \$59,267 |

| SOC Code | Washington Statewide Occupational Title | Estimated Employment | Average Wage | Percentiles | | | Annual Wage |
|----------|--|----------------------|--------------|-------------|---------|---------|-------------|
| | | | | 25th | 50th | 75th | |
| 25-1067 | Sociology Teachers, Postsecondary | 292 | | | | | \$65,712 |
| 19-1013 | Soil & Plant Scientists | 395 | \$31.38 | \$23.70 | \$29.54 | \$36.41 | \$65,283 |
| 27-4014 | Sound Engineering Technicians | 290 | \$28.29 | \$14.23 | \$22.39 | \$32.15 | \$58,849 |
| 25-2041 | Special Ed Teachers, Preschool, Kindergarten, Elementary | 3,112 | | | | | \$57,655 |
| 25-2053 | Special Education Teachers, Middle School | 1,203 | | | | | \$57,815 |
| 25-2054 | Special Education Teachers, Secondary School | 1,902 | | | | | \$59,032 |
| 29-1127 | Speech-Language Pathologists | 2,211 | \$34.00 | \$28.79 | \$33.70 | \$39.45 | \$70,724 |
| 51-8021 | Stationary Engineers & Boiler Operators | 768 | \$27.86 | \$24.86 | \$27.85 | \$32.27 | \$57,955 |
| 43-9111 | Statistical Assistants | 404 | \$20.25 | \$17.69 | \$20.34 | \$22.79 | \$42,119 |
| 15-2041 | Statisticians | 571 | \$36.16 | \$26.92 | \$35.37 | \$44.56 | \$75,216 |
| 43-5081 | Stock Clerks & Order Fillers | 35,556 | \$14.00 | \$10.06 | \$12.66 | \$16.91 | \$29,132 |
| 47-2022 | Stonemasons | 210 | \$20.94 | \$15.75 | \$19.83 | \$25.97 | \$43,564 |
| 47-2221 | Structural Iron & Steel Wkrs | 1,100 | \$31.41 | \$24.75 | \$32.36 | \$38.75 | \$65,337 |
| 51-2041 | Structural Metal Fabricators & Fitters | 1,389 | \$21.50 | \$16.58 | \$19.92 | \$25.51 | \$44,728 |
| 21-1011 | Substance Abuse & Behavioral Disorder Counselors | 1,949 | \$19.09 | \$15.01 | \$18.62 | \$22.49 | \$39,702 |
| 29-1067 | Surgeons | 1,232 | \$124.25 | | | | \$258,439 |
| 29-2055 | Surgical Technologists | 2,132 | \$23.46 | \$20.00 | \$23.39 | \$27.22 | \$48,803 |
| 19-3022 | Survey Researchers | 96 | \$35.62 | \$23.26 | \$34.35 | \$42.87 | \$74,089 |
| 17-3031 | Surveying & Mapping Technicians | 1,133 | \$24.04 | \$20.04 | \$24.19 | \$27.81 | \$50,001 |
| 17-1022 | Surveyors | 863 | \$32.92 | \$27.21 | \$32.53 | \$38.86 | \$68,486 |
| 53-6031 | Svc Station Attendants | 2,254 | \$11.81 | \$9.73 | \$10.97 | \$12.92 | \$24,555 |
| 43-2011 | Switchboard Operators, Including Answering Svc | 2,175 | \$14.64 | \$11.39 | \$13.95 | \$17.18 | \$30,445 |
| 51-6052 | Tailors, Dressmakers, & Custom Sewers | 376 | \$15.21 | \$11.00 | \$14.35 | \$19.02 | \$31,633 |
| 53-7121 | Tank Car, Truck, & Ship Loaders | 401 | | | | | |
| 47-2082 | Tapers | 1,269 | \$22.05 | \$16.39 | \$21.81 | \$27.47 | \$45,862 |
| 13-2081 | Tax Examiners, Collectors, & Revenue Agents | 1,469 | \$28.31 | \$23.67 | \$26.47 | \$30.29 | \$58,886 |
| 13-2082 | Tax Preparers | 1,365 | \$16.92 | \$11.36 | \$13.74 | \$18.20 | \$35,195 |
| 53-3041 | Taxi Drivers & Chauffeurs | 3,489 | \$12.23 | \$9.39 | \$10.90 | \$13.70 | \$25,445 |
| 25-9041 | Teacher Assistants | 31,166 | | | | | \$30,304 |
| 25-3999 | Teachers, Primary, Secondary, & Adult, All Others | 19,183 | | | | | \$37,963 |
| 51-2092 | Team Assemblers | 5,181 | \$15.28 | \$11.72 | \$14.62 | \$18.13 | \$31,775 |
| 27-3042 | Tech Writers | 1,593 | \$38.76 | \$30.46 | \$39.03 | \$48.25 | \$80,610 |
| 49-2022 | Telecom Equipment Installers & Repairers (Not Line) | 3,972 | \$27.09 | \$21.80 | \$27.62 | \$32.88 | \$56,337 |
| 49-9052 | Telecommunications Line Installers & Repairers | 2,236 | \$24.12 | \$19.83 | \$25.01 | \$28.26 | \$50,180 |
| 41-9041 | Telemarketers | 5,694 | \$12.09 | \$9.73 | \$11.05 | \$13.16 | \$25,156 |
| 43-2021 | Telephone Operators | | \$14.27 | \$11.67 | \$14.05 | \$16.79 | \$29,666 |
| 43-3071 | Tellers | 10,744 | \$13.42 | \$11.60 | \$13.18 | \$14.74 | \$27,924 |
| 47-2053 | Terrazzo Wkrs & Finishers | | \$16.13 | \$12.74 | \$14.17 | \$18.12 | \$33,551 |
| 51-6062 | Textile Cutting Machine Setters, Ops, & Tenders | | \$14.87 | \$13.16 | \$15.21 | \$17.25 | \$30,945 |
| 51-6063 | Textile Knitting/Weaving Mach Setters, Ops, & Tenders | 30 | \$13.89 | \$11.06 | \$13.62 | \$16.62 | \$28,894 |
| 51-6064 | Textile Wind/Twist/Draw-Out Mach Setters/Ops/Tenders | 17 | \$12.23 | \$10.60 | \$11.81 | \$13.61 | \$25,438 |
| 51-6099 | Textile, Apparel, & Furnishings Wkrs, All Other | 450 | \$18.32 | \$12.94 | \$16.03 | \$25.35 | \$38,102 |
| 47-2044 | Tile & Marble Setters | 510 | \$25.53 | \$19.62 | \$26.01 | \$32.19 | \$53,104 |
| 49-3093 | Tire Repairers & Changers | 2,375 | \$15.15 | \$11.40 | \$14.52 | \$18.56 | \$31,501 |
| 23-2093 | Title Examiners, Abstractors, & Searchers | 1,382 | \$23.07 | \$17.38 | \$21.63 | \$28.60 | \$47,980 |
| 51-4111 | Tool & Die Makers | 1,258 | \$29.85 | \$26.80 | \$31.90 | \$34.88 | \$62,079 |
| 51-4194 | Tool Grinders, Filers, & Sharpeners | 435 | \$24.73 | \$20.05 | \$22.65 | \$31.25 | \$51,435 |
| 39-7011 | Tour Guides & Escorts | 570 | \$13.86 | \$10.50 | \$12.78 | \$16.40 | \$28,838 |
| 53-6041 | Traffic Technicians | 141 | \$22.81 | \$19.86 | \$21.96 | \$25.92 | \$47,432 |
| 11-3131 | Training & Development Managers | 664 | \$49.71 | \$39.36 | \$46.71 | \$58.73 | \$103,394 |
| 13-1151 | Training & Development Specialists | 3,683 | \$34.18 | \$25.69 | \$33.86 | \$42.51 | \$71,095 |
| 53-6051 | Transportation Inspectors | 865 | \$29.01 | \$19.21 | \$24.49 | \$39.65 | \$60,328 |
| 33-9093 | Transportation Security Screeners | 1,051 | \$18.32 | \$16.42 | \$17.98 | \$19.72 | \$38,105 |
| 53-6099 | Transportation Wkrs, All Other | 775 | \$19.96 | \$11.88 | \$18.96 | \$27.31 | \$41,525 |
| 11-3071 | Transportation, Storage, & Distribution Mgrs | 2,925 | \$48.01 | \$33.18 | \$44.60 | \$57.45 | \$99,859 |
| 53-1031 | Transpntn/Material-Mvng Vehicle Ops, 1st-Ln Spvrs/Mgrs | 5,178 | \$29.01 | \$21.23 | \$27.49 | \$34.95 | \$60,340 |
| 41-3041 | Travel Agents | 1,128 | \$18.84 | \$14.87 | \$18.61 | \$22.30 | \$39,178 |
| 39-7012 | Travel Guides | | \$17.76 | \$15.64 | \$18.72 | \$21.01 | \$36,942 |
| 37-3013 | Tree Trimmers & Pruners | 658 | \$17.75 | \$13.92 | \$16.72 | \$21.12 | \$36,934 |
| 53-3032 | Truck Drivers, Heavy & Tractor-Trailer | 26,356 | \$20.46 | \$16.54 | \$19.60 | \$23.35 | \$42,557 |
| 53-3033 | Truck Drivers, Light or Delivery Svcs | 14,519 | \$17.30 | \$12.11 | \$15.43 | \$20.07 | \$35,979 |

| SOC Code | Washington Statewide Occupational Title | Estimated Employment | Average Wage | Percentiles | | | Annual Wage |
|----------|--|----------------------|--------------|-------------|---------|---------|-------------|
| | | | | 25th | 50th | 75th | |
| 27-2023 | Umpires, Referees, & Other Sports Officials | | | | | | \$23,424 |
| 51-6093 | Upholsterers | 486 | \$18.02 | \$12.74 | \$15.76 | \$22.07 | \$37,479 |
| 19-3051 | Urban & Regional Planners | 2,839 | \$34.39 | \$28.21 | \$34.30 | \$40.28 | \$71,531 |
| 39-3031 | Ushers, Lobby Attendants, & Ticket Takers | 1,561 | \$11.19 | \$9.22 | \$10.17 | \$12.73 | \$23,268 |
| 29-1131 | Veterinarians | 1,349 | \$38.89 | \$29.32 | \$38.07 | \$45.32 | \$80,900 |
| 31-9096 | Veterinary Assistants & Laboratory Animal Caretakers | 1,769 | \$12.29 | \$10.52 | \$11.90 | \$13.80 | \$25,553 |
| 29-2056 | Veterinary Technologists & Technicians | 1,719 | \$16.31 | \$13.64 | \$15.90 | \$18.18 | \$33,933 |
| 25-2023 | Vocational Education Teachers, Middle School | 161 | | | | | \$60,056 |
| 25-1194 | Vocational Education Teachers, Postsecondary | 5,598 | \$28.58 | \$21.18 | \$26.64 | \$34.50 | \$59,448 |
| 25-2032 | Vocational Education Teachers, Secondary School | 2,270 | | | | | \$60,990 |
| 35-3031 | Waiters & Waitresses | 41,158 | \$14.17 | \$11.55 | \$13.34 | \$14.84 | \$29,478 |
| 49-9064 | Watch Repairers | 45 | \$18.12 | \$15.94 | \$17.97 | \$21.00 | \$37,687 |
| 51-8031 | Water & Liquid Waste Treatment Plant & System Ops | 1,701 | \$26.84 | \$22.09 | \$26.76 | \$31.65 | \$55,825 |
| 43-5111 | Weighers, Measurers, Checkers, & Samplers, Recordkeeping | 1,020 | \$14.99 | \$11.39 | \$14.03 | \$18.05 | \$31,179 |
| 51-4121 | Welders, Cutters, Solderers, & Brazers | 4,774 | \$22.13 | \$17.47 | \$21.40 | \$26.31 | \$46,033 |
| 51-4122 | Welding/Soldering/Brazing Machine Setters/Ops/Tenders | 408 | \$18.87 | \$14.66 | \$17.79 | \$22.79 | \$39,266 |
| 13-1022 | Wholesale & Retail Buyers, Not Farm Products | 3,167 | \$29.44 | \$18.32 | \$24.29 | \$32.74 | \$61,235 |
| 51-7099 | WoodWkrs, All Other | 572 | \$16.56 | \$12.48 | \$15.95 | \$19.53 | \$34,447 |
| 51-7042 | Woodworking Machine Setters/Ops/Tenders (Not Sawing) | 1,609 | \$16.79 | \$12.94 | \$16.47 | \$20.46 | \$34,931 |
| 43-9022 | Word Processors & Typists | 806 | \$19.77 | \$14.56 | \$18.46 | \$24.16 | \$41,117 |
| 27-3043 | Writers & Authors | 857 | \$34.93 | \$22.93 | \$32.98 | \$44.48 | \$72,656 |
| 19-1023 | Zoologists & Wildlife Biologists | 1,713 | \$33.35 | \$25.40 | \$29.57 | \$38.26 | \$69,369 |

Bellingham, WA MSA
2012 Occupational Employment
and Wage Estimates
Includes Whatcom County



| SOC Code | Bellingham, WA MSA Occupational Title | Estimated Employment | Average Wage | Percentiles | | | Annual Wage |
|----------|---|----------------------|--------------|-------------|---------|---------|-------------|
| | | | | 25th | 50th | 75th | |
| 13-2011 | Accountants & Auditors | 470 | \$31.64 | \$23.35 | \$28.89 | \$35.68 | \$65,803 |
| 11-3011 | Administrative Svcs Mgrs | 85 | \$39.76 | \$32.42 | \$39.35 | \$45.72 | \$82,696 |
| 25-3011 | Adult Literacy, Remedial Ed, GED Teachers/Inst | 173 | \$19.78 | \$14.64 | \$19.76 | \$23.46 | \$41,159 |
| 41-3011 | Advertising Sales Agents | 49 | \$30.15 | \$15.08 | \$26.55 | \$40.08 | \$62,721 |
| 45-2011 | Agricultural Inspectors | | \$21.75 | \$20.02 | \$21.41 | \$22.79 | \$45,231 |
| 53-2022 | Airfield Operations Specialists | 29 | \$24.69 | \$20.88 | \$23.13 | \$28.18 | \$51,355 |
| 39-3091 | Amusement & Recreation Attendants | 318 | \$12.71 | \$9.30 | \$10.30 | \$14.98 | \$26,446 |
| 25-1061 | Anthropology & Archeology Teachers, Postsecondary | | | | | | \$75,651 |
| 13-2021 | Appraisers & Assessors of Real Estate | 20 | \$33.77 | \$30.27 | \$32.88 | \$35.48 | \$70,243 |
| 17-1011 | Architects, Not Landscape & Naval | 31 | \$32.22 | \$25.12 | \$29.74 | \$36.74 | \$67,026 |
| 17-3011 | Architectural & Civil Drafters | 43 | \$24.48 | \$20.59 | \$22.86 | \$27.50 | \$50,937 |
| 51-2099 | Assemblers & Fabricators, All Other | 180 | \$17.35 | \$13.52 | \$16.06 | \$20.89 | \$36,092 |
| 27-4011 | Audio & Video Equipment Technicians | | \$17.39 | \$15.13 | \$16.99 | \$18.90 | \$36,183 |
| 49-3021 | Automotive Body & Related Repairers | | \$20.59 | \$18.08 | \$20.78 | \$23.00 | \$42,818 |
| 49-3023 | Automotive Svc Technicians & Mechanics | 283 | \$21.79 | \$16.25 | \$22.34 | \$26.84 | \$45,334 |
| 51-3011 | Bakers | 92 | \$13.28 | \$10.60 | \$12.30 | \$15.85 | \$27,630 |
| 35-3011 | Bartenders | 777 | \$13.21 | \$12.34 | \$13.33 | \$14.32 | \$27,481 |
| 49-3091 | Bicycle Repairers | 96 | \$12.41 | \$10.90 | \$12.46 | \$13.86 | \$25,822 |
| 43-3011 | Bill & Account Collectors | 74 | \$16.49 | \$13.52 | \$15.85 | \$18.59 | \$34,301 |
| 43-3021 | Billing & Posting Clerks & Machine Operators | 185 | \$17.46 | \$14.46 | \$16.90 | \$20.03 | \$36,315 |
| 25-1042 | Biological Science Teachers, Postsecondary | 46 | | | | | \$84,953 |
| 43-3031 | Bookkeeping, Accounting, & Auditing Clerks | 1,328 | \$17.92 | \$14.33 | \$17.19 | \$20.79 | \$37,270 |
| 47-3011 | Brick/Block/Stonemason & Tile/Marble Setter Helpers | | \$22.21 | \$16.40 | \$17.99 | \$28.22 | \$46,206 |
| 43-4011 | Brokerage Clerks | 23 | \$20.55 | \$18.02 | \$20.29 | \$22.79 | \$42,757 |
| 49-3031 | Bus & Truck Mechanics & Diesel Engine Specialists | 129 | \$24.65 | \$21.49 | \$24.68 | \$27.92 | \$51,283 |
| 53-3022 | Bus Drivers, School | 235 | \$17.74 | \$16.17 | \$17.71 | \$19.73 | \$36,905 |
| 13-1199 | Business Operations Specialists, All Other | 354 | \$31.27 | \$23.84 | \$28.08 | \$35.56 | \$65,044 |
| 25-1011 | Business Teachers, Postsecondary | | | | | | \$98,016 |
| 51-3021 | Butchers & Meat Cutters | 65 | \$18.41 | \$16.46 | \$18.84 | \$21.19 | \$38,295 |
| 51-7011 | Cabinetmakers & Bench Carpenters | 99 | \$16.43 | \$13.08 | \$15.83 | \$18.97 | \$34,175 |
| 43-5011 | Cargo & Freight Agents | 165 | \$22.67 | \$13.05 | \$16.66 | \$34.76 | \$47,155 |
| 47-2031 | Carpenters | 616 | \$25.59 | \$17.26 | \$21.88 | \$30.69 | \$53,230 |
| 17-1021 | Cartographers & Photogrammetrists | | \$26.53 | \$21.62 | \$24.38 | \$29.13 | \$55,190 |
| 41-2011 | Cashiers | 2,187 | \$12.20 | \$9.33 | \$9.97 | \$13.24 | \$25,375 |
| 47-2051 | Cement Masons & Concrete Finishers | 123 | \$21.82 | \$16.40 | \$20.17 | \$23.36 | \$45,377 |
| 35-1011 | Chefs & Head Cooks | | \$23.01 | \$17.64 | \$21.04 | \$29.94 | \$47,866 |
| 19-4031 | Chemical Technicians | 39 | \$19.11 | \$16.20 | \$18.01 | \$21.32 | \$39,729 |
| 25-1052 | Chemistry Teachers, Postsecondary | | | | | | \$97,151 |
| 19-2031 | Chemists | 45 | \$32.16 | \$22.94 | \$34.37 | \$41.12 | \$66,899 |
| 11-1011 | Chief Executives | 79 | \$76.03 | \$47.59 | \$67.99 | | \$158,161 |
| 39-9011 | Child Care Wkrs | 340 | \$10.79 | \$9.43 | \$10.50 | \$11.67 | \$22,438 |
| 21-1021 | Child, Family, & School Social Wkrs | 88 | \$17.40 | \$13.29 | \$15.02 | \$19.43 | \$36,202 |
| 29-1011 | Chiropractors | 17 | \$53.43 | \$34.93 | \$47.74 | \$56.97 | \$111,128 |
| 17-3022 | Civil Engineering Technicians | 60 | \$27.37 | \$24.86 | \$27.02 | \$31.26 | \$56,942 |
| 17-2051 | Civil Engineers | 224 | \$35.35 | \$29.72 | \$34.39 | \$41.59 | \$73,529 |
| 13-1031 | Claims Adjusters, Examiners, & Investigators | 41 | \$31.55 | \$25.90 | \$29.74 | \$34.98 | \$65,634 |
| 53-7061 | Cleaners of Vehicles & Equipment | 163 | \$11.50 | \$9.46 | \$10.67 | \$12.00 | \$23,911 |
| 19-3031 | Clinical, Counseling, & School Psychologists | 57 | \$29.44 | \$21.15 | \$30.71 | \$35.39 | \$61,227 |
| 27-2022 | Coaches & Scouts | 328 | | | | | \$35,514 |
| 51-9121 | Coating/Painting/Spraying Machine Setters/Ops/Tenders | 11 | \$17.29 | \$13.57 | \$16.74 | \$20.89 | \$35,967 |
| 49-9091 | Coin, Vending, & Amusement Machine Svcs & Repairers | | \$17.77 | \$15.81 | \$17.22 | \$18.67 | \$36,960 |
| 35-3021 | Comb Food Preparation & Serving Wkrs, Inc Fast Food | 1,914 | \$10.29 | \$9.16 | \$9.49 | \$10.96 | \$21,396 |
| 21-1798 | Community & Social Service Specialists, All Other | 41 | \$22.20 | \$16.96 | \$20.38 | \$27.17 | \$46,176 |
| 13-1141 | Compensation, Benefits, & Job Analysis Specialists | 30 | \$25.88 | \$24.42 | \$26.66 | \$28.89 | \$53,834 |
| 13-1041 | Compliance Ofcfs (Not Ag/Const/Safety/Transportn) | 477 | \$33.63 | \$29.77 | \$35.69 | \$36.89 | \$69,953 |

| SOC Code | Bellingham, WA MSA Occupational Title | Estimated Employment | Average Wage | Percentiles | | | Annual Wage |
|----------|--|----------------------|--------------|-------------|---------|---------|-------------|
| | | | | 25th | 50th | 75th | |
| 11-3021 | Computer & Information Systems Mgrs | 70 | \$43.92 | \$38.33 | \$42.25 | \$46.33 | \$91,353 |
| 15-1799 | Computer Occupations, All Other | 20 | \$29.35 | \$22.69 | \$29.82 | \$39.26 | \$61,045 |
| 43-9011 | Computer Operators | 13 | \$13.95 | \$11.19 | \$13.39 | \$16.45 | \$29,022 |
| 15-1131 | Computer Programmers | 75 | \$42.96 | \$28.39 | \$35.12 | \$46.30 | \$89,368 |
| 25-1021 | Computer Science Teachers, Postsecondary | | | | | | \$97,696 |
| 15-1132 | Computer Software Engineers, Applications | 206 | \$36.92 | \$31.53 | \$36.25 | \$43.44 | \$76,804 |
| 15-1133 | Computer Software Engineers, Systems Software | 73 | \$45.99 | \$39.28 | \$45.59 | \$54.90 | \$95,665 |
| 15-1150 | Computer Support Specialists | 339 | \$22.83 | \$17.94 | \$22.24 | \$27.46 | \$47,487 |
| 15-1121 | Computer Systems Analysts | 87 | \$36.93 | \$30.67 | \$35.68 | \$43.29 | \$76,822 |
| 49-2011 | Computer, Automated Teller, & Office Machine Repairers | 49 | \$18.95 | \$14.23 | \$17.80 | \$24.74 | \$39,431 |
| 51-4011 | Computer-Controlled Machine Tool Ops, Mtl/Plastic | | \$17.94 | \$15.63 | \$17.37 | \$19.51 | \$37,319 |
| 19-1031 | Conservation Scientists | 34 | \$25.11 | \$18.14 | \$25.94 | \$31.52 | \$52,236 |
| 47-4011 | Construction & Building Inspectors | 52 | \$30.17 | \$27.18 | \$30.84 | \$33.92 | \$62,757 |
| 47-2061 | Construction Laborers | 540 | \$23.93 | \$14.78 | \$20.35 | \$33.45 | \$49,761 |
| 11-9021 | Construction Mgrs | 118 | \$44.13 | \$38.26 | \$42.64 | \$47.30 | \$91,778 |
| 47-1011 | Construction Trades/Extraction Wkrs, 1st-Ln Spvs/Mgrs | 411 | \$32.29 | \$24.33 | \$31.30 | \$36.20 | \$67,160 |
| 35-2012 | Cooks, Institution & Cafeteria | 209 | \$12.63 | \$10.61 | \$12.09 | \$14.16 | \$26,264 |
| 35-2014 | Cooks, Restaurant | 600 | \$12.46 | \$10.79 | \$12.48 | \$14.02 | \$25,926 |
| 35-2015 | Cooks, Short Order | 88 | \$11.83 | \$9.39 | \$11.74 | \$13.84 | \$24,602 |
| 13-1051 | Cost Estimators | 118 | \$32.69 | \$22.83 | \$29.57 | \$42.62 | \$67,991 |
| 21-1019 | Counselors, All Other | | \$24.13 | \$19.88 | \$25.19 | \$28.27 | \$50,192 |
| 41-2021 | Counter & Rental Clerks | 499 | \$11.84 | \$9.58 | \$10.91 | \$12.66 | \$24,618 |
| 35-3022 | Counter Attendants, Cafeteria, Concession, Coffee Shop | 887 | \$9.79 | \$9.04 | \$9.28 | \$9.58 | \$20,375 |
| 43-4031 | Court, Municipal, & License Clerks | 148 | \$19.66 | \$16.71 | \$19.56 | \$23.01 | \$40,903 |
| 53-7021 | Crane & Tower Operators | 105 | \$33.68 | \$31.56 | \$33.86 | \$36.16 | \$70,065 |
| 43-4041 | Credit Authorizers, Checkers, & Clerks | | \$18.01 | \$14.44 | \$16.57 | \$19.40 | \$37,451 |
| 33-9091 | Crossing Guards | 31 | \$24.08 | \$23.93 | \$25.84 | \$27.76 | \$50,094 |
| 51-9021 | Crush/Grind/Polishing Machine Setters/Ops/Tenders | 69 | \$16.34 | \$13.85 | \$16.06 | \$17.95 | \$33,968 |
| 25-4012 | Curators | 14 | \$27.27 | \$25.27 | \$27.07 | \$28.86 | \$56,720 |
| 43-4051 | Customer Svc Reps | 1,292 | \$16.27 | \$13.23 | \$15.16 | \$18.28 | \$33,846 |
| 51-4031 | Cut/Punch/Press Mach Setters/Ops/Tenders, Mtl/Plastic | | \$16.61 | \$15.59 | \$16.73 | \$17.87 | \$34,538 |
| 43-9021 | Data Entry Keyers | 53 | \$15.85 | \$11.54 | \$16.13 | \$18.49 | \$32,960 |
| 15-1141 | Database Administrators | 23 | \$33.40 | \$26.39 | \$32.06 | \$41.42 | \$69,476 |
| 41-9011 | Demonstrators & Product Promoters | 141 | \$10.80 | \$10.06 | \$10.67 | \$11.28 | \$22,463 |
| 31-9091 | Dental Assistants | 311 | \$18.01 | \$15.25 | \$17.77 | \$21.03 | \$37,450 |
| 29-2021 | Dental Hygienists | 134 | \$44.30 | \$40.44 | \$43.97 | \$48.29 | \$92,138 |
| 51-9081 | Dental Laboratory Technicians | 35 | \$19.02 | \$12.55 | \$18.33 | \$22.33 | \$39,561 |
| 29-1021 | Dentists, General | | \$113.12 | | | | \$235,297 |
| 29-1031 | Dietitians & Nutritionists | 29 | \$29.37 | \$25.84 | \$28.49 | \$32.95 | \$61,085 |
| 35-9011 | Dining Room & Cafeteria Attendants & Bartender Helpers | 385 | \$11.01 | \$9.05 | \$9.29 | \$9.69 | \$22,905 |
| 35-9021 | Dishwashers | 476 | \$9.96 | \$9.07 | \$9.38 | \$10.55 | \$20,721 |
| 43-5032 | Dispatchers, Not Police, Fire, & Ambulance | 111 | \$20.79 | \$14.88 | \$21.32 | \$26.43 | \$43,231 |
| 17-3019 | Drafters, All Other | 30 | \$23.04 | \$17.62 | \$24.34 | \$27.27 | \$47,908 |
| 53-3031 | Driver/Sales Wkrs | 151 | \$13.56 | \$10.75 | \$13.02 | \$15.08 | \$28,211 |
| 47-2081 | Drywall & Ceiling Tile Installers | 79 | \$27.01 | \$21.51 | \$26.93 | \$32.61 | \$56,170 |
| 47-5021 | Earth Drillers, Not Oil & Gas | | \$20.95 | \$19.39 | \$20.65 | \$21.92 | \$43,576 |
| 27-3041 | Editors | 88 | \$19.90 | \$16.45 | \$18.12 | \$21.71 | \$41,373 |
| 11-9031 | Educ Administrators, Preschool/Child Care Center/Pgms | 18 | \$23.89 | \$17.57 | \$21.88 | \$28.31 | \$49,693 |
| 11-9039 | Education Administrators, All Other | 18 | \$44.72 | \$26.28 | \$44.10 | \$64.40 | \$93,021 |
| 11-9032 | Education Administrators, Elem & Secondary School | 118 | | | | | \$92,906 |
| 11-9033 | Education Administrators, Postsecondary | | \$50.76 | \$34.59 | \$43.14 | \$57.29 | \$105,591 |
| 25-9099 | Education, Training, & Library Wkrs, All Other | 53 | \$21.80 | \$16.97 | \$20.39 | \$23.04 | \$45,343 |
| 21-1012 | Educational, Vocational, & School Counselors | 189 | \$25.85 | \$21.67 | \$25.44 | \$30.14 | \$53,768 |
| 17-3023 | Electrical & Electronic Engineering Technicians | | \$27.34 | \$21.69 | \$29.68 | \$34.31 | \$56,871 |
| 51-2022 | Electrical & Electronic Equipment Assemblers | 88 | \$17.18 | \$13.75 | \$15.26 | \$20.56 | \$35,740 |
| 17-2071 | Electrical Engineers | 50 | \$46.84 | \$37.19 | \$43.11 | \$56.42 | \$97,441 |
| 49-9051 | Electrical Power-Line Installers & Repairers | 19 | \$39.12 | \$35.77 | \$40.33 | \$43.31 | \$81,371 |
| 49-2094 | Electrical/Electronics Repairers, Industrial Equipmt | | \$16.00 | \$12.69 | \$15.84 | \$18.42 | \$33,288 |
| 47-2111 | Electricians | 176 | \$25.36 | \$17.91 | \$25.91 | \$32.28 | \$52,745 |
| 17-2072 | Electronics Engineers, Not Computer | 11 | \$37.13 | \$32.34 | \$34.85 | \$37.81 | \$77,214 |
| 25-2021 | Elementary School Teachers, Not Special Education | 673 | | | | | \$60,076 |
| 43-4061 | Eligibility Interviewers, Government Programs | 79 | \$21.87 | \$20.37 | \$22.93 | \$23.17 | \$45,492 |

| SOC Code | Bellingham, WA MSA Occupational Title | Estimated Employment | Average Wage | Percentiles | | | Annual Wage |
|----------|--|----------------------|--------------|-------------|---------|---------|-------------|
| | | | | 25th | 50th | 75th | |
| 11-9161 | Emergency Management Directors | 16 | \$26.07 | \$19.24 | \$25.55 | \$31.23 | \$54,230 |
| 11-9041 | Engineering Mgrs | 87 | \$62.15 | \$42.56 | \$52.77 | \$75.45 | \$129,262 |
| 17-3029 | Engineering Technicians, Not Drafters, All Other | | \$37.33 | \$33.42 | \$38.91 | \$42.60 | \$77,639 |
| 17-2199 | Engineers, All Other | 29 | \$39.55 | \$34.72 | \$41.53 | \$47.26 | \$82,250 |
| 25-1123 | English Language & Literature Teachers, Postsecondary | | | | | | \$73,457 |
| 17-3025 | Environmental Engineering Technicians | | \$24.73 | \$22.46 | \$25.23 | \$27.75 | \$51,444 |
| 17-2081 | Environmental Engineers | 29 | \$45.10 | \$31.09 | \$39.77 | \$54.39 | \$93,807 |
| 19-4091 | Environmental Science & Protection Techs (Inc Health) | 29 | \$18.03 | \$15.71 | \$17.14 | \$18.58 | \$37,497 |
| 19-2041 | Environmental Scientists & Specialists (Inc Health) | 63 | \$29.57 | \$24.28 | \$29.56 | \$33.62 | \$61,503 |
| 53-7032 | Excavating & Loading Machine & Dragline Operators | | \$23.71 | \$18.09 | \$21.16 | \$25.83 | \$49,317 |
| 43-6011 | Executive Secretaries & Administrative Assistants | 211 | \$22.98 | \$19.42 | \$22.24 | \$26.73 | \$47,793 |
| 51-9041 | Extrude/Form/Press/Compact Machine Setters/Ops/Tenders | 37 | \$12.38 | \$10.26 | \$11.25 | \$13.15 | \$25,734 |
| 51-4021 | Extruding/Drawing Mach Setters/Ops/Tenders, Mtl/Plastic | 32 | \$18.66 | \$13.49 | \$18.52 | \$21.74 | \$38,803 |
| 29-1062 | Family & General Practitioners | 70 | \$61.94 | \$49.86 | \$62.48 | \$71.36 | \$128,827 |
| 49-3041 | Farm Equipment Mechanics | 59 | \$20.49 | \$17.90 | \$20.99 | \$23.41 | \$42,636 |
| 45-1011 | Farming, Fishing, & Forestry Wkrs, 1st-Ln Sprvs/Mgrs | | \$24.18 | \$17.69 | \$21.24 | \$32.56 | \$50,283 |
| 45-2093 | FarmWkrs, Farm & Ranch Animals | 36 | \$10.00 | \$9.01 | \$9.29 | \$10.68 | \$20,806 |
| 51-2091 | Fiberglass Laminators & Fabricators | | \$13.11 | \$12.26 | \$13.13 | \$14.00 | \$27,272 |
| 43-4071 | File Clerks | 115 | \$13.53 | \$10.19 | \$12.10 | \$15.70 | \$28,144 |
| 13-2051 | Financial Analysts | 37 | \$46.36 | \$34.87 | \$41.85 | \$48.61 | \$96,439 |
| 11-3031 | Financial Mgrs | 199 | \$41.11 | \$31.02 | \$39.52 | \$49.73 | \$85,520 |
| 13-2099 | Financial Specialists, All Other | 53 | \$22.09 | \$19.77 | \$22.12 | \$25.14 | \$45,941 |
| 33-2011 | Fire Fighters | 182 | \$28.28 | \$24.65 | \$27.62 | \$32.53 | \$58,835 |
| 39-9031 | Fitness Trainers & Aerobics Instructors | 146 | \$17.87 | \$11.21 | \$18.13 | \$24.03 | \$37,166 |
| 51-3092 | Food Batchmakers | 98 | \$11.62 | \$9.57 | \$11.05 | \$13.27 | \$24,185 |
| 35-1012 | Food Preparation & Serving Wkrs, 1st-Ln Sprvs/Mgrs of | 337 | \$19.39 | \$15.12 | \$18.48 | \$23.35 | \$40,325 |
| 35-2021 | Food Preparation Wkrs | 260 | \$10.97 | \$9.21 | \$9.84 | \$12.27 | \$22,815 |
| 35-3041 | Food Servers, Nonrestaurant | 222 | \$9.95 | \$9.16 | \$9.71 | \$10.75 | \$20,711 |
| 11-9051 | Food Svc Mgrs | 40 | \$32.85 | \$26.07 | \$30.96 | \$36.17 | \$68,336 |
| 43-3041 | Gaming Cage Wkrs | 78 | \$12.24 | \$10.13 | \$11.84 | \$13.88 | \$25,463 |
| 39-3011 | Gaming Dealers | 173 | \$11.61 | \$9.06 | \$9.34 | \$12.80 | \$24,152 |
| 39-1011 | Gaming Supervisors | 43 | \$24.25 | \$19.72 | \$22.52 | \$27.85 | \$50,436 |
| 11-1021 | General & Operations Mgrs | 505 | \$56.10 | \$37.45 | \$48.33 | \$70.86 | \$116,697 |
| 19-2042 | Geoscientists, Not Hydrologists & Geographers | | \$37.77 | \$28.63 | \$35.55 | \$44.31 | \$78,544 |
| 47-2121 | Glaziers | | \$14.40 | \$9.27 | \$10.84 | \$17.42 | \$29,956 |
| 27-1024 | Graphic Designers | 89 | \$18.34 | \$14.93 | \$17.95 | \$21.81 | \$38,130 |
| 51-4033 | Grind/Lap/Polish/Buff Machine Setters/Ops/Tenders | | \$16.29 | \$14.57 | \$16.37 | \$17.97 | \$33,892 |
| 39-5012 | Hairdressers, Hairstylists, & Cosmetologists | 189 | \$17.94 | \$10.86 | \$17.93 | \$23.43 | \$37,314 |
| 53-1021 | Hand Labor/Material Movers/Helpers, 1st-Ln Sprvs/Mgrs | 69 | \$22.64 | \$19.85 | \$22.15 | \$25.61 | \$47,087 |
| 17-2111 | Health & Safety Engineers (Not Mining) | | \$32.97 | \$25.63 | \$31.04 | \$38.37 | \$68,593 |
| 21-1091 | Health Educators | | \$20.83 | \$15.20 | \$19.48 | \$23.00 | \$43,317 |
| 29-2799 | Health Technologists & Technicians, All Other | 95 | \$23.22 | \$17.48 | \$20.89 | \$26.65 | \$48,294 |
| 29-9799 | Healthcare Practitioners & Technical Workers, All Other | | \$35.21 | \$29.31 | \$36.94 | \$41.73 | \$73,240 |
| 31-9799 | Healthcare Support Workers, All Other | 142 | \$16.84 | \$15.25 | \$16.82 | \$18.54 | \$35,026 |
| 49-9021 | Heating, Air Cond, Refrigeration Mechanics & Installers | 143 | \$24.98 | \$19.59 | \$23.67 | \$32.34 | \$51,942 |
| 49-9098 | Helpers--Installation, Maintenance, & Repair Wkrs | 35 | \$12.29 | \$9.86 | \$11.73 | \$14.36 | \$25,571 |
| 51-9198 | Helpers--Production Wkrs | | \$15.55 | \$11.54 | \$14.44 | \$20.21 | \$32,357 |
| 49-9031 | Home Appliance Repairers | 13 | \$14.88 | \$11.54 | \$14.33 | \$17.25 | \$30,951 |
| 31-1011 | Home Health Aides | | \$12.26 | \$9.66 | \$11.08 | \$15.50 | \$25,492 |
| 35-9031 | Hosts & Hostesses, Restaurant, Lounge, & Coffee Shop | | \$10.02 | \$9.05 | \$9.30 | \$9.63 | \$20,851 |
| 43-4081 | Hotel, Motel, & Resort Desk Clerks | 148 | \$10.63 | \$9.50 | \$10.44 | \$11.43 | \$22,095 |
| 37-1011 | Housekeeping/Janitorial Wkrs, 1st-Line Sprvs/Mgrs | 84 | \$20.61 | \$15.64 | \$17.77 | \$25.08 | \$42,881 |
| 13-1078 | HR, Labor Relations, & Training Spec, All Other | 161 | \$32.56 | \$21.82 | \$28.60 | \$36.26 | \$67,715 |
| 43-4161 | Human Resources Assistants, Not Payroll & Timekeeping | 91 | \$16.69 | \$14.06 | \$16.59 | \$19.50 | \$34,721 |
| 11-3121 | Human Resources Managers | 58 | \$44.84 | \$36.08 | \$46.86 | \$54.14 | \$93,279 |
| 17-2112 | Industrial Engineers | 68 | \$46.17 | \$38.62 | \$43.85 | \$53.26 | \$96,039 |
| 49-9041 | Industrial Machinery Mechanics | 169 | \$27.78 | \$21.75 | \$27.43 | \$34.09 | \$57,787 |
| 11-3051 | Industrial Production Mgrs | 59 | \$40.81 | \$31.44 | \$36.24 | \$45.90 | \$84,878 |
| 53-7051 | Industrial Truck & Tractor Operators | 253 | \$16.87 | \$13.83 | \$17.02 | \$20.12 | \$35,077 |
| 15-1179 | Info Security Analyst, Web Dvlpr, & Cptr Netwk Architect | 95 | \$29.08 | \$24.00 | \$27.74 | \$35.47 | \$60,490 |
| 43-4199 | Information & Record Clerks, All Other | 58 | \$17.15 | \$14.55 | \$16.70 | \$20.29 | \$35,660 |
| 51-9061 | Inspectors, Testers, Sorters, Samplers, & Weighers | 220 | \$22.64 | \$16.06 | \$20.70 | \$29.77 | \$47,099 |

| SOC Code | Bellingham, WA MSA Occupational Title | Estimated Employment | Average Wage | Percentiles | | | Annual Wage |
|----------|--|----------------------|--------------|-------------|---------|---------|-------------|
| | | | | 25th | 50th | 75th | |
| 49-9799 | Installation, Maintenance, & Repair Workers, All Other | | \$20.61 | \$15.42 | \$21.12 | \$26.14 | \$42,864 |
| 25-9031 | Instructional Coordinators | 68 | \$24.62 | \$19.55 | \$22.60 | \$30.39 | \$51,202 |
| 43-9041 | Insurance Claims & Policy Processing Clerks | 65 | \$18.65 | \$15.65 | \$18.93 | \$21.50 | \$38,793 |
| 41-3021 | Insurance Sales Agents | 170 | \$18.45 | \$9.67 | \$16.75 | \$23.16 | \$38,377 |
| 27-3091 | Interpreters & Translators | | \$27.16 | \$17.56 | \$21.52 | \$39.10 | \$56,488 |
| 43-4111 | Interviewers, Not Eligibility & Loan | | \$17.01 | \$14.92 | \$16.99 | \$19.54 | \$35,389 |
| 37-2011 | Janitors & Cleaners, Not Maids & Housekeeping Cleaners | 1,499 | \$13.43 | \$10.47 | \$12.85 | \$16.14 | \$27,923 |
| 25-2012 | Kindergarten Teachers, Not Special Education | 73 | | | | | \$56,208 |
| 53-7062 | Laborers & Freight, Stock, & Material Movers, Hand | 666 | \$13.21 | \$11.07 | \$12.97 | \$14.55 | \$27,484 |
| 37-1012 | Landscape, Lawn, Groundskeep Wkrs, 1st-Line Supvrs/Mgrs | | \$27.97 | \$20.54 | \$27.67 | \$35.18 | \$58,180 |
| 37-3011 | Landscaping & Groundskeeping Wkrs | 541 | \$13.71 | \$11.01 | \$13.10 | \$15.89 | \$28,515 |
| 51-6011 | Laundry & Dry-Cleaning Wkrs | 102 | \$11.53 | \$9.97 | \$11.28 | \$13.17 | \$23,981 |
| 23-1011 | Lawyers | 119 | \$38.08 | \$29.53 | \$34.71 | \$47.70 | \$79,208 |
| 43-6012 | Legal Secretaries | | \$22.44 | \$15.71 | \$21.78 | \$28.55 | \$46,678 |
| 23-2099 | Legal Support Wkrs, All Other | | \$20.23 | \$14.70 | \$18.00 | \$24.58 | \$42,075 |
| 25-4021 | Librarians | 94 | \$28.30 | \$25.08 | \$28.10 | \$32.59 | \$58,879 |
| 43-4121 | Library Assistants, Clerical | 162 | \$12.36 | \$10.39 | \$11.38 | \$13.82 | \$25,703 |
| 25-4031 | Library Technicians | 122 | \$18.31 | \$16.18 | \$18.02 | \$20.81 | \$38,078 |
| 29-2061 | Licensed Practical & Licensed Vocational Nurses | 339 | \$18.91 | \$16.54 | \$18.39 | \$21.34 | \$39,334 |
| 19-4099 | Life, Physical, & Social Science Technicians, A/O | | \$22.86 | \$17.08 | \$21.85 | \$27.28 | \$47,563 |
| 33-9092 | Lifeguards, Ski Patrol, Recreational Protective Svc Wkrs | 43 | \$10.27 | \$9.30 | \$10.03 | \$10.95 | \$21,350 |
| 43-4131 | Loan Interviewers & Clerks | 157 | \$17.13 | \$13.32 | \$17.29 | \$21.01 | \$35,630 |
| 13-2072 | Loan Officers | 169 | \$32.91 | \$25.69 | \$28.24 | \$33.73 | \$68,455 |
| 11-9081 | Lodging Mgrs | | \$26.21 | \$18.83 | \$20.69 | \$22.55 | \$54,528 |
| 45-4022 | Logging Equipment Operators | 120 | \$20.47 | \$18.97 | \$20.77 | \$22.57 | \$42,582 |
| 13-1081 | Logisticians | 40 | \$48.81 | \$35.75 | \$51.39 | \$60.70 | \$101,528 |
| 53-7063 | Machine Feeders & Offbearers | 104 | \$13.25 | \$11.25 | \$12.87 | \$14.47 | \$27,552 |
| 51-4041 | Machinists | 226 | \$22.73 | \$19.53 | \$21.52 | \$24.11 | \$47,273 |
| 37-2012 | Maids & Housekeeping Cleaners | 487 | \$10.56 | \$9.30 | \$10.30 | \$11.45 | \$21,964 |
| 43-9051 | Mail Clerks & Mail Machine Ops, Not Postal Svc | 13 | \$14.90 | \$12.47 | \$14.82 | \$17.45 | \$30,997 |
| 49-9071 | Maintenance & Repair Workers, General | 590 | \$20.17 | \$16.07 | \$20.34 | \$24.42 | \$41,949 |
| 49-9043 | Maintenance Wkrs, Machinery | 20 | \$18.91 | \$16.17 | \$18.49 | \$21.23 | \$39,339 |
| 13-1111 | Management Analysts | 74 | \$52.50 | \$31.78 | \$37.88 | \$49.98 | \$109,204 |
| 13-1161 | Market Research Analysts | 128 | \$23.20 | \$17.88 | \$22.24 | \$27.44 | \$48,247 |
| 11-2021 | Marketing Mgrs | 66 | \$47.08 | \$29.15 | \$49.35 | \$63.16 | \$97,920 |
| 31-9011 | Massage Therapists | 79 | \$27.43 | \$17.28 | \$28.25 | \$37.22 | \$57,051 |
| 25-1022 | Mathematical Science Teachers, Postsecondary | | | | | | \$89,959 |
| 17-3013 | Mechanical Drafters | 30 | \$22.32 | \$16.06 | \$19.40 | \$30.15 | \$46,428 |
| 17-3027 | Mechanical Engineering Technicians | 23 | \$31.94 | \$30.43 | \$33.14 | \$35.84 | \$66,445 |
| 17-2141 | Mechanical Engineers | 80 | \$43.35 | \$32.92 | \$37.55 | \$52.45 | \$90,161 |
| 49-1011 | Mechanics, Installers, Repairers, 1st-Ln Sprvs/Mgrs | 189 | \$27.55 | \$21.52 | \$25.91 | \$32.78 | \$57,314 |
| 29-2011 | Medical & Clinical Laboratory Technologists | 58 | \$30.76 | \$26.12 | \$30.20 | \$35.19 | \$63,971 |
| 11-9111 | Medical & Health Svcs Mgrs | 103 | \$37.17 | \$22.13 | \$37.85 | \$47.16 | \$77,310 |
| 21-1022 | Medical & Public Health Social Wkrs | 110 | \$26.55 | \$19.33 | \$26.26 | \$33.34 | \$55,231 |
| 51-9082 | Medical Appliance Technicians | 31 | \$16.06 | \$14.97 | \$16.38 | \$17.77 | \$33,413 |
| 31-9092 | Medical Assistants | 238 | \$16.27 | \$15.20 | \$16.58 | \$17.96 | \$33,839 |
| 49-9062 | Medical Equipment Repairers | 32 | \$23.08 | \$18.50 | \$22.16 | \$29.01 | \$48,006 |
| 29-2071 | Medical Records & Health Information Technicians | | \$19.73 | \$16.46 | \$19.35 | \$22.55 | \$41,038 |
| 43-6013 | Medical Secretaries | 467 | \$17.95 | \$15.67 | \$17.96 | \$20.39 | \$37,337 |
| 31-9094 | Medical Transcriptionists | | \$20.01 | \$16.59 | \$19.89 | \$22.48 | \$41,626 |
| 13-1121 | Meeting & Convention Planners | 60 | \$21.07 | \$16.21 | \$18.61 | \$22.75 | \$43,816 |
| 21-1023 | Mental Health & Substance Abuse Social Wkrs | | \$21.91 | \$17.73 | \$20.85 | \$26.00 | \$45,581 |
| 21-1014 | Mental Health Counselors | 63 | \$18.85 | \$13.46 | \$16.49 | \$22.99 | \$39,212 |
| 27-1026 | Merchandise Displayers & Window Trimmers | 40 | \$13.47 | \$11.93 | \$13.25 | \$14.53 | \$28,022 |
| 51-4199 | Metal Wkrs & Plastic Wkrs, All Other | | \$17.25 | \$10.85 | \$14.96 | \$18.26 | \$35,888 |
| 43-5041 | Meter Readers, Utilities | | \$16.89 | \$10.94 | \$15.62 | \$23.95 | \$35,134 |
| 11-9199 | Mgrs, All Other | 242 | \$48.05 | \$42.32 | \$46.70 | \$56.60 | \$99,950 |
| 25-2022 | Middle School Teachers (Not Special Ed & Vocational) | 408 | | | | | \$60,245 |
| 49-9044 | Millwrights | | \$26.64 | \$21.33 | \$27.44 | \$32.89 | \$55,415 |
| 51-9023 | Mixing & Blending Machine Setters, Ops, & Tenders | | \$15.69 | \$13.21 | \$14.86 | \$17.56 | \$32,627 |
| 49-3042 | Mobile Heavy Equipment Mechanics, Not Engines | 89 | \$22.48 | \$17.64 | \$21.37 | \$26.82 | \$46,760 |
| 51-9195 | Molders, Shapers, & Casters, Not Metal & Plastic | 56 | \$14.57 | \$10.53 | \$13.95 | \$17.78 | \$30,298 |

| SOC Code | Bellingham, WA MSA Occupational Title | Estimated Employment | Average Wage | Percentiles | | | Annual Wage |
|----------|---|----------------------|--------------|-------------|---------|---------|-------------|
| | | | | 25th | 50th | 75th | |
| 49-3051 | Motorboat Mechanics | 72 | \$19.21 | \$16.81 | \$18.79 | \$21.50 | \$39,938 |
| 25-4013 | Museum Technicians & Conservators | 15 | \$21.93 | \$16.30 | \$20.60 | \$27.09 | \$45,615 |
| 11-9121 | Natural Sciences Mgrs | 24 | \$43.04 | \$40.13 | \$42.45 | \$43.99 | \$89,531 |
| 15-1142 | Network & Computer Systems Administrators | 176 | \$30.17 | \$25.41 | \$28.51 | \$34.57 | \$62,752 |
| 43-4141 | New Accounts Clerks | | \$15.13 | \$13.42 | \$15.63 | \$17.23 | \$31,476 |
| 39-2021 | Nonfarm Animal Caretakers | 86 | \$12.29 | \$9.54 | \$12.05 | \$13.79 | \$25,562 |
| 41-1012 | Non-Retail Sales Wkrs, 1st-Line spvrs/Mgrs of | 185 | \$33.48 | \$23.89 | \$29.09 | \$43.90 | \$69,648 |
| 51-4012 | Numerical Tool & Process Control Programmers | 11 | \$29.43 | \$26.37 | \$29.19 | \$33.09 | \$61,219 |
| 31-1012 | Nursing Aides, Orderlies, & Attendants | 794 | \$12.34 | \$10.69 | \$12.15 | \$13.75 | \$25,657 |
| 29-9011 | Occupational Health & Safety Specialists | 49 | \$35.12 | \$28.85 | \$33.75 | \$41.35 | \$73,051 |
| 29-1122 | Occupational Therapists | 19 | \$34.66 | \$29.79 | \$35.64 | \$40.87 | \$72,093 |
| 43-1011 | Office & Admin Support Wkrs, 1st-Line spvrs/Mgrs of | 865 | \$25.17 | \$19.59 | \$23.56 | \$29.10 | \$52,350 |
| 43-9799 | Office & Administrative Support Workers, All Other | 251 | \$15.21 | \$12.25 | \$14.82 | \$17.80 | \$31,638 |
| 43-9061 | Office Clerks, General | 1,318 | \$14.50 | \$12.02 | \$13.89 | \$16.59 | \$30,164 |
| 43-9071 | Office Machine Operators, Not Computer | 28 | \$12.99 | \$10.62 | \$11.43 | \$12.71 | \$27,012 |
| 47-2073 | Operating Engineers/Construction Equipment Ops | 192 | \$34.42 | \$26.29 | \$33.86 | \$42.92 | \$71,594 |
| 15-2031 | Operations Research Analysts | | \$22.05 | \$17.79 | \$21.81 | \$26.40 | \$45,874 |
| 29-2081 | Opticians, Dispensing | 41 | \$18.93 | \$15.58 | \$17.26 | \$20.66 | \$39,376 |
| 43-4151 | Order Clerks | 196 | \$16.43 | \$11.47 | \$16.85 | \$20.69 | \$34,165 |
| 51-9111 | Packaging & Filling Machine Operators & Tenders | 162 | \$12.09 | \$9.41 | \$11.96 | \$13.98 | \$25,145 |
| 53-7064 | Packers & Packagers, Hand | 331 | \$11.67 | \$9.31 | \$10.41 | \$13.02 | \$24,289 |
| 47-2141 | Painters, Construction & Maintenance | 215 | \$17.69 | \$14.44 | \$16.78 | \$20.04 | \$36,809 |
| 51-9122 | Painters, Transportation Equipment | 21 | \$20.82 | \$18.22 | \$20.55 | \$22.42 | \$43,310 |
| 23-2011 | Paralegals & Legal Assistants | 171 | \$21.96 | \$18.38 | \$21.63 | \$25.07 | \$45,677 |
| 53-6021 | Parking Lot Attendants | | \$12.32 | \$10.44 | \$11.30 | \$13.19 | \$25,636 |
| 41-2022 | Parts Salespersons | 141 | \$15.64 | \$10.78 | \$14.46 | \$19.33 | \$32,520 |
| 43-3051 | Payroll & Timekeeping Clerks | 92 | \$18.09 | \$15.76 | \$17.89 | \$20.88 | \$37,631 |
| 39-9021 | Personal & Home Care Aides | 666 | \$11.25 | \$10.09 | \$10.82 | \$11.55 | \$23,401 |
| 13-2052 | Personal Financial Advisors | 46 | \$24.48 | \$15.20 | \$17.76 | \$38.40 | \$50,901 |
| 39-1021 | Personal Svc Wkrs, 1st-Line Supervisors/Mgrs of | 101 | \$20.43 | \$15.59 | \$18.28 | \$25.31 | \$42,506 |
| 51-8093 | Petroleum Pump System/Refinery Ops & Gaugers | | \$35.60 | \$31.90 | \$34.58 | \$38.24 | \$74,056 |
| 29-1051 | Pharmacists | 139 | \$54.09 | \$50.16 | \$53.98 | \$57.83 | \$112,503 |
| 31-9095 | Pharmacy Aides | | \$14.03 | \$11.55 | \$13.44 | \$16.03 | \$29,166 |
| 29-2052 | Pharmacy Technicians | 166 | \$18.49 | \$16.14 | \$18.82 | \$21.15 | \$38,461 |
| 51-9151 | Photographic Process Wkrs & Processing Machine Ops | 15 | \$15.14 | \$11.45 | \$13.89 | \$19.61 | \$31,480 |
| 29-1069 | Phys/Surgeons, A/O (Cardiologists, Dermatologists, etc) | | \$106.21 | \$83.80 | | | \$220,898 |
| 31-2022 | Physical Therapist Aides | 54 | \$12.94 | \$10.93 | \$12.47 | \$14.79 | \$26,933 |
| 31-2021 | Physical Therapist Assistants | | \$22.00 | \$20.17 | \$21.60 | \$23.04 | \$45,760 |
| 29-1123 | Physical Therapists | 93 | \$32.11 | \$30.02 | \$32.76 | \$35.46 | \$66,788 |
| 29-1071 | Physician Assistants | | \$53.47 | \$45.35 | \$53.87 | \$62.76 | \$111,216 |
| 47-2151 | Pipelayers | 72 | \$29.19 | \$25.14 | \$27.50 | \$31.88 | \$60,716 |
| 47-2152 | Plumbers, Pipefitters, & Steamfitters | 429 | \$26.67 | \$21.60 | \$26.89 | \$32.29 | \$55,486 |
| 33-1012 | Police & Detectives, 1st-Line Supervisors/Mgrs of | 78 | \$47.01 | \$39.62 | \$44.26 | \$50.56 | \$97,774 |
| 33-3051 | Police & Sheriff's Patrol Officers | 251 | \$34.23 | \$30.89 | \$33.40 | \$36.23 | \$71,188 |
| 43-5051 | Postal Svc Clerks | 40 | \$25.88 | \$25.88 | \$25.89 | \$26.44 | \$53,816 |
| 43-5052 | Postal Svc Mail Carriers | 188 | \$25.15 | \$22.68 | \$26.82 | \$27.07 | \$52,301 |
| 43-5053 | Postal Svc Mail Sorters/Processors/Processing Mach Ops | 21 | \$25.22 | \$25.88 | \$25.89 | \$26.44 | \$52,455 |
| 11-9131 | Postmasters & Mail Superintendents | 11 | \$35.55 | \$30.66 | \$37.37 | \$39.22 | \$73,949 |
| 25-1199 | Postsecondary Teachers, All Other | | | | | | \$63,991 |
| 25-2011 | Preschool Teachers, Not Special Education | 169 | \$13.22 | \$10.61 | \$11.96 | \$14.95 | \$27,495 |
| 51-5113 | Print Binding & Finishing Workers | | \$14.02 | \$11.30 | \$13.87 | \$16.69 | \$29,168 |
| 51-5112 | Printing Press Operators | | \$17.10 | \$15.66 | \$16.87 | \$18.09 | \$35,571 |
| 21-1092 | Probation Officers & Correctional Treatment Specialists | 54 | \$28.01 | \$24.08 | \$28.02 | \$32.50 | \$58,262 |
| 43-3061 | Procurement Clerks | 21 | \$17.86 | \$13.52 | \$15.49 | \$23.01 | \$37,141 |
| 27-2012 | Producers & Directors | 26 | \$24.16 | \$17.80 | \$24.35 | \$28.96 | \$50,250 |
| 51-1011 | Production & Operating Wkrs, 1st-Line spvrs/Mgrs of | 328 | \$25.99 | \$20.80 | \$25.29 | \$30.66 | \$54,059 |
| 51-9399 | Production Workers, All Other | 97 | \$14.07 | \$11.02 | \$13.29 | \$16.07 | \$29,276 |
| 43-5061 | Production, Planning, & Expediting Clerks | 114 | \$22.15 | \$16.19 | \$20.29 | \$28.84 | \$46,091 |
| 11-9141 | Property, Real Estate, & Community Association Mgrs | 105 | \$39.52 | \$17.97 | \$33.26 | \$46.09 | \$82,204 |
| 33-1099 | Protective Svc Wkrs A/O, 1st-Line spvrs/Mgrs of | 17 | \$25.31 | \$19.44 | \$23.39 | \$29.69 | \$52,662 |
| 25-1066 | Psychology Teachers, Postsecondary | | | | | | \$74,327 |
| 11-2031 | Public Relations Mgrs | 46 | \$35.76 | \$30.13 | \$36.66 | \$42.98 | \$74,379 |

| SOC Code | Bellingham, WA MSA Occupational Title | Estimated Employment | Average Wage | Percentiles | | | Annual Wage |
|----------|--|----------------------|--------------|-------------|---------|---------|-------------|
| | | | | 25th | 50th | 75th | |
| 27-3031 | Public Relations Specialists | 79 | \$23.59 | \$19.67 | \$22.31 | \$27.81 | \$49,073 |
| 13-1023 | Purchasing Agents (Not Wholesale/Retail/Farm Prodcnts) | 120 | \$29.53 | \$20.84 | \$27.01 | \$38.05 | \$61,433 |
| 11-3061 | Purchasing Mgrs | 24 | \$42.00 | \$28.86 | \$39.32 | \$57.29 | \$87,373 |
| 41-9022 | Real Estate Sales Agents | | \$18.40 | \$14.85 | \$18.15 | \$22.21 | \$38,270 |
| 43-4171 | Receptionists & Information Clerks | 628 | \$13.25 | \$10.94 | \$12.95 | \$14.80 | \$27,558 |
| 25-1193 | Recreation & Fitness Studies Teachers, Postsecondary | | | | | | \$50,588 |
| 39-9032 | Recreation Wkrs | 292 | \$11.80 | \$9.10 | \$9.43 | \$13.14 | \$24,558 |
| 29-1111 | Registered Nurses | | \$28.97 | \$22.49 | \$28.00 | \$34.25 | \$60,253 |
| 21-1015 | Rehabilitation Counselors | 227 | \$24.10 | \$20.24 | \$25.84 | \$26.83 | \$50,133 |
| 27-3022 | Reporters & Correspondents | 18 | \$17.23 | \$10.79 | \$13.69 | \$22.00 | \$35,843 |
| 29-1126 | Respiratory Therapists | | \$33.15 | \$29.01 | \$33.30 | \$38.16 | \$68,943 |
| 41-1011 | Retail Sales Wkrs, 1st-Line Supervisors/Mgrs of | 668 | \$22.32 | \$16.34 | \$19.93 | \$26.85 | \$46,437 |
| 41-2031 | Retail Salespersons | 3,497 | \$12.26 | \$9.49 | \$10.88 | \$13.26 | \$25,497 |
| 49-9096 | Riggers | | \$20.30 | \$16.81 | \$18.83 | \$22.41 | \$42,222 |
| 47-2181 | Roofers | 177 | \$20.33 | \$15.12 | \$18.50 | \$24.36 | \$42,285 |
| 53-5011 | Sailors & Marine Oilers | 11 | \$19.95 | \$14.67 | \$20.74 | \$23.39 | \$41,496 |
| 41-9799 | Sales & Related Workers, All Other | 87 | \$17.58 | \$13.85 | \$16.54 | \$19.06 | \$36,567 |
| 11-2022 | Sales Mgrs | 102 | \$45.34 | \$32.24 | \$36.94 | \$54.28 | \$94,313 |
| 41-3099 | Sales Reps, Svcs, All Other | 163 | \$25.32 | \$16.57 | \$21.73 | \$31.58 | \$52,649 |
| 41-4012 | Sales Reps, Wholesale/Manuf (Not Tech/Sci Prdcts) | 767 | \$26.78 | \$16.90 | \$25.39 | \$33.83 | \$55,690 |
| 41-4011 | Sales Reps, Wholesale/Manuf, Tech.Scientific Prdcts | 98 | \$31.23 | \$17.06 | \$27.10 | \$40.12 | \$64,946 |
| 51-7041 | Sawing Machine Setters, Ops, & Tenders, Wood | 55 | \$15.98 | \$13.81 | \$15.76 | \$17.80 | \$33,249 |
| 25-2031 | Secondary School Teachers (Not Special/Voc Ed) | 394 | | | | | \$58,997 |
| 43-6014 | Secretaries, Not Legal, Medical, & Executive | 923 | \$16.79 | \$15.10 | \$16.75 | \$18.36 | \$34,928 |
| 41-3031 | Securities, Commodities, & Financial Svcs Sales Agents | 96 | \$27.10 | \$16.15 | \$18.46 | \$34.13 | \$56,367 |
| 49-2098 | Security & Fire Alarm Systems Installers | | \$22.83 | \$19.94 | \$23.81 | \$27.00 | \$47,469 |
| 33-9032 | Security Guards | 394 | \$11.95 | \$9.34 | \$11.35 | \$13.79 | \$24,863 |
| 25-3021 | Self-Enrichment Education Teachers | 206 | \$21.07 | \$16.57 | \$21.06 | \$25.60 | \$43,822 |
| 51-9012 | Separating & Filtering Machine Setters/Ops/Tndrs | 78 | \$20.65 | \$19.53 | \$20.83 | \$22.14 | \$42,962 |
| 47-4071 | Septic Tank Svcrs & Sewer Pipe Cleaners | | \$15.67 | \$13.42 | \$15.80 | \$17.89 | \$32,594 |
| 51-6031 | Sewing Machine Operators | 15 | \$13.94 | \$12.00 | \$13.29 | \$14.58 | \$28,992 |
| 47-2211 | Sheet Metal Wkrs | 139 | \$20.44 | \$15.02 | \$18.03 | \$25.14 | \$42,528 |
| 43-5071 | Shipping, Receiving, & Traffic Clerks | 263 | \$14.92 | \$11.94 | \$14.30 | \$17.52 | \$31,033 |
| 11-9151 | Social & Community Svc Mgrs | | \$36.13 | \$24.44 | \$29.83 | \$45.80 | \$75,137 |
| 21-1093 | Social & Human Svc Assistants | 225 | \$12.81 | \$10.36 | \$11.57 | \$15.02 | \$26,664 |
| 19-3099 | Social Scientists & Related Wkrs, All Other | 12 | \$32.60 | \$28.24 | \$33.07 | \$37.90 | \$67,807 |
| 21-1029 | Social Wkrs, All Other | | \$22.60 | \$19.95 | \$21.95 | \$26.79 | \$47,016 |
| 25-2041 | Special Ed Teachers, Preschool, Kindergarten, Elementary | 80 | | | | | \$57,176 |
| 25-2053 | Special Education Teachers, Middle School | 39 | | | | | \$59,159 |
| 25-2054 | Special Education Teachers, Secondary School | 45 | | | | | \$58,304 |
| 29-1127 | Speech-Language Pathologists | 40 | \$31.40 | \$26.10 | \$31.57 | \$36.57 | \$65,330 |
| 43-5081 | Stock Clerks & Order Fillers | 781 | \$13.13 | \$9.88 | \$11.80 | \$14.72 | \$27,304 |
| 47-2221 | Structural Iron & Steel Wkrs | | \$27.37 | \$20.09 | \$25.28 | \$34.31 | \$56,919 |
| 21-1011 | Substance Abuse & Behavioral Disorder Counselors | 78 | \$16.56 | \$14.99 | \$16.44 | \$17.88 | \$34,452 |
| 17-3031 | Surveying & Mapping Technicians | 55 | \$23.99 | \$19.22 | \$24.09 | \$28.05 | \$49,893 |
| 17-1022 | Surveyors | 23 | \$34.48 | \$28.79 | \$33.95 | \$40.83 | \$71,715 |
| 53-6031 | Svc Station Attendants | 77 | \$12.04 | \$10.41 | \$11.56 | \$13.50 | \$25,035 |
| 43-2011 | Switchboard Operators, Including Answering Svc | 53 | \$14.12 | \$10.89 | \$13.30 | \$17.14 | \$29,384 |
| 47-2082 | Tapers | 35 | \$22.94 | \$19.66 | \$24.25 | \$27.04 | \$47,713 |
| 13-2081 | Tax Examiners, Collectors, & Revenue Agents | 38 | \$28.45 | \$23.75 | \$27.43 | \$32.77 | \$59,170 |
| 53-3041 | Taxi Drivers & Chauffeurs | 88 | \$13.26 | \$10.34 | \$12.88 | \$15.96 | \$27,571 |
| 25-9041 | Teacher Assistants | 915 | | | | | \$29,319 |
| 25-3999 | Teachers, Primary, Secondary, & Adult, All Others | 551 | | | | | \$32,552 |
| 51-2092 | Team Assemblers | 252 | \$13.56 | \$11.11 | \$13.09 | \$15.34 | \$28,216 |
| 27-3042 | Tech Writers | 23 | | | | | |
| 49-2022 | Telecom Equipment Installers & Repairers (Not Line) | 71 | \$28.31 | \$24.46 | \$28.13 | \$33.27 | \$58,887 |
| 49-9052 | Telecommunications Line Installers & Repairers | 24 | \$23.07 | \$16.67 | \$18.46 | \$29.56 | \$47,990 |
| 41-9041 | Telemarketers | | \$11.35 | \$9.36 | \$9.65 | \$13.17 | \$23,604 |
| 43-3071 | Tellers | 445 | \$12.68 | \$10.72 | \$12.03 | \$14.42 | \$26,388 |
| 49-3093 | Tire Repairers & Changers | 91 | \$17.79 | \$15.47 | \$17.95 | \$20.56 | \$36,994 |
| 51-4194 | Tool Grinders, Filers, & Sharpeners | 22 | \$23.07 | \$19.79 | \$24.61 | \$27.04 | \$47,972 |
| 13-1151 | Training & Development Specialists | 66 | \$30.49 | \$21.75 | \$28.73 | \$37.33 | \$63,428 |

| SOC Code | Bellingham, WA MSA Occupational Title | Estimated Employment | Average Wage | Percentiles | | | Annual Wage |
|----------|--|----------------------|--------------|-------------|---------|---------|-------------|
| | | | | 25th | 50th | 75th | |
| 11-3071 | Transportation, Storage, & Distribution Mgrs | 64 | \$40.46 | \$32.72 | \$39.15 | \$47.74 | \$84,170 |
| 53-1031 | Transpnt/Material-Mvng Vehicle Ops, 1st-Ln Spvrs/Mgrs | 105 | \$27.28 | \$20.29 | \$27.63 | \$33.31 | \$56,736 |
| 53-3032 | Truck Drivers, Heavy & Tractor-Trailer | 823 | \$23.63 | \$17.70 | \$21.66 | \$31.21 | \$49,151 |
| 53-3033 | Truck Drivers, Light or Delivery Svcs | 287 | \$19.62 | \$13.74 | \$17.11 | \$25.94 | \$40,819 |
| 19-3051 | Urban & Regional Planners | 66 | \$32.57 | \$27.68 | \$32.12 | \$36.28 | \$67,741 |
| 39-3031 | Ushers, Lobby Attendants, & Ticket Takers | | \$12.61 | \$9.28 | \$12.47 | \$15.81 | \$26,241 |
| 29-1131 | Veterinarians | 73 | \$44.54 | \$35.44 | \$45.30 | \$53.45 | \$92,653 |
| 31-9096 | Veterinary Assistants & Laboratory Animal Caretakers | 102 | \$13.11 | \$10.92 | \$12.61 | \$14.40 | \$27,264 |
| 29-2056 | Veterinary Technologists & Technicians | 27 | \$19.25 | \$14.89 | \$17.88 | \$21.56 | \$40,040 |
| 25-1194 | Vocational Education Teachers, Postsecondary | 225 | \$25.76 | \$22.14 | \$26.70 | \$30.47 | \$53,574 |
| 25-2032 | Vocational Education Teachers, Secondary School | 49 | | | | | \$66,033 |
| 35-3031 | Waiters & Waitresses | 1,206 | \$12.63 | \$10.57 | \$12.94 | \$14.13 | \$26,265 |
| 51-8031 | Water & Liquid Waste Treatment Plant & System Ops | 40 | \$27.23 | \$23.90 | \$26.96 | \$30.40 | \$56,639 |
| 43-5111 | Weighers, Measurers, Checkers, & Samplers, Recordkeeping | 17 | \$15.03 | \$10.62 | \$12.80 | \$18.59 | \$31,258 |
| 51-4121 | Welders, Cutters, Solderers, & Brazers | 199 | \$20.20 | \$16.55 | \$20.46 | \$23.74 | \$42,025 |
| 51-4122 | Welding/Soldering/Brazing Machine Setters/Ops/Tenders | | \$23.38 | \$20.85 | \$23.91 | \$26.58 | \$48,627 |
| 13-1022 | Wholesale & Retail Buyers, Not Farm Products | 63 | \$25.29 | \$17.36 | \$21.86 | \$28.32 | \$52,611 |
| 51-7042 | Woodworking Machine Setters/Ops/Tenders (Not Sawing) | 93 | \$18.29 | \$15.83 | \$17.74 | \$20.73 | \$38,060 |
| 43-9022 | Word Processors & Typists | 21 | \$20.06 | \$18.34 | \$20.03 | \$21.92 | \$41,718 |
| 27-3043 | Writers & Authors | 15 | \$35.78 | \$14.43 | \$32.75 | \$45.32 | \$74,417 |

Bremerton-Silverdale, WA MSA
2012 Occupational Employment
and Wage Estimates
Includes Kitsap County



| SOC Code | Bremerton-Silverdale, WA MSA Occupational Title | Estimated Employment | Average Wage | Percentiles | | | Annual Wage |
|----------|---|----------------------|--------------|-------------|---------|---------|-------------|
| | | | | 25th | 50th | 75th | |
| 13-2011 | Accountants & Auditors | 558 | \$31.47 | \$23.62 | \$28.99 | \$36.43 | \$65,458 |
| 11-3011 | Administrative Svcs Mgrs | 97 | \$41.82 | \$32.87 | \$40.43 | \$48.98 | \$86,988 |
| 25-3011 | Adult Literacy, Remedial Ed, GED Teachers/Inst | 63 | \$18.88 | \$16.33 | \$17.57 | \$18.81 | \$39,286 |
| 41-3011 | Advertising Sales Agents | 55 | | | | | |
| 39-3091 | Amusement & Recreation Attendants | | \$10.11 | \$9.12 | \$9.38 | \$9.99 | \$21,023 |
| 19-3091 | Anthropologists & Archeologists | 22 | \$23.02 | \$18.90 | \$21.11 | \$25.40 | \$47,868 |
| 13-2021 | Appraisers & Assessors of Real Estate | 45 | \$36.33 | \$25.79 | \$33.60 | \$42.03 | \$75,564 |
| 17-1011 | Architects, Not Landscape & Naval | 54 | | | | | |
| 17-3011 | Architectural & Civil Drafters | | \$26.18 | \$21.62 | \$25.21 | \$29.68 | \$54,452 |
| 51-2099 | Assemblers & Fabricators, All Other | 71 | \$14.21 | \$11.34 | \$13.77 | \$16.48 | \$29,569 |
| 27-4011 | Audio & Video Equipment Technicians | 22 | \$18.85 | \$12.18 | \$20.20 | \$25.22 | \$39,209 |
| 49-3021 | Automotive Body & Related Repairers | 73 | \$17.59 | \$12.66 | \$16.79 | \$20.39 | \$36,601 |
| 49-3023 | Automotive Svc Technicians & Mechanics | 498 | \$19.11 | \$14.50 | \$18.77 | \$23.12 | \$39,765 |
| 51-3011 | Bakers | 152 | \$14.01 | \$10.85 | \$13.38 | \$16.39 | \$29,133 |
| 35-3011 | Bartenders | 340 | \$13.06 | \$11.98 | \$13.28 | \$14.55 | \$27,150 |
| 43-3011 | Bill & Account Collectors | 50 | \$16.14 | \$13.56 | \$15.74 | \$18.30 | \$33,573 |
| 43-3021 | Billing & Posting Clerks & Machine Operators | 268 | \$16.33 | \$13.45 | \$15.89 | \$19.04 | \$33,969 |
| 19-1029 | Biological Scientists, All Other | 11 | \$30.76 | \$26.73 | \$29.53 | \$35.75 | \$63,975 |
| 19-4021 | Biological Technicians | 32 | \$21.23 | \$16.32 | \$20.40 | \$24.83 | \$44,165 |
| 43-3031 | Bookkeeping, Accounting, & Auditing Clerks | 1,046 | \$18.61 | \$15.45 | \$18.45 | \$22.16 | \$38,708 |
| 43-4011 | Brokerage Clerks | 20 | \$22.26 | \$18.77 | \$21.50 | \$25.95 | \$46,301 |
| 13-2031 | Budget Analysts | 22 | \$33.58 | \$29.78 | \$32.77 | \$36.09 | \$69,833 |
| 49-3031 | Bus & Truck Mechanics & Diesel Engine Specialists | 84 | \$26.01 | \$23.54 | \$26.09 | \$28.84 | \$54,099 |
| 53-3022 | Bus Drivers, School | 381 | \$18.54 | \$16.26 | \$19.24 | \$21.33 | \$38,560 |
| 53-3021 | Bus Drivers, Transit & Intercity | 272 | \$19.16 | \$17.74 | \$19.96 | \$21.58 | \$39,855 |
| 13-1199 | Business Operations Specialists, All Other | 1,202 | \$35.69 | \$29.53 | \$35.86 | \$42.83 | \$74,234 |
| 51-3021 | Butchers & Meat Cutters | 78 | \$20.75 | \$19.00 | \$21.56 | \$24.18 | \$43,155 |
| 51-7011 | Cabinetmakers & Bench Carpenters | | \$21.13 | \$19.03 | \$20.82 | \$22.62 | \$43,951 |
| 53-5021 | Captains, Mates, & Pilots of Water Vessels | 50 | \$30.19 | \$18.47 | \$23.59 | \$35.98 | \$62,807 |
| 43-5011 | Cargo & Freight Agents | 11 | \$21.56 | \$16.72 | \$23.93 | \$26.15 | \$44,835 |
| 47-2031 | Carpenters | 584 | \$25.60 | \$20.72 | \$25.79 | \$29.78 | \$53,235 |
| 17-1021 | Cartographers & Photogrammetrists | 19 | \$38.16 | \$34.74 | \$39.76 | \$43.36 | \$79,372 |
| 41-2011 | Cashiers | 1,868 | \$12.78 | \$9.53 | \$11.01 | \$14.11 | \$26,586 |
| 47-2051 | Cement Masons & Concrete Finishers | 77 | \$18.32 | \$15.27 | \$17.88 | \$21.43 | \$38,096 |
| 35-1011 | Chefs & Head Cooks | 55 | \$21.86 | \$18.64 | \$21.37 | \$25.24 | \$45,469 |
| 19-2031 | Chemists | 59 | \$38.40 | \$33.45 | \$38.85 | \$43.93 | \$79,889 |
| 11-1011 | Chief Executives | 67 | \$88.18 | \$61.05 | \$78.91 | | \$183,418 |
| 39-9011 | Child Care Wkrs | 255 | \$11.29 | \$9.51 | \$10.83 | \$12.61 | \$23,475 |
| 21-1021 | Child, Family, & School Social Wkrs | 96 | \$19.55 | \$16.31 | \$17.93 | \$22.50 | \$40,676 |
| 17-3022 | Civil Engineering Technicians | 80 | \$29.20 | \$25.25 | \$30.64 | \$34.11 | \$60,737 |
| 17-2051 | Civil Engineers | 428 | \$40.13 | \$31.86 | \$38.36 | \$46.46 | \$83,460 |
| 13-1031 | Claims Adjusters, Examiners, & Investigators | 71 | \$36.63 | \$31.78 | \$37.43 | \$42.11 | \$76,184 |
| 53-7061 | Cleaners of Vehicles & Equipment | 156 | \$13.61 | \$9.51 | \$10.93 | \$13.99 | \$28,305 |
| 19-3031 | Clinical, Counseling, & School Psychologists | 54 | \$30.55 | \$26.86 | \$31.11 | \$34.40 | \$63,546 |
| 27-2022 | Coaches & Scouts | 153 | | | | | \$34,667 |
| 35-3021 | Comb Food Preparation & Serving Wkrs, Inc Fast Food | 2,102 | \$10.45 | \$9.06 | \$9.32 | \$10.89 | \$21,736 |
| 13-1141 | Compensation, Benefits, & Job Analysis Specialists | 28 | \$32.07 | \$21.41 | \$32.40 | \$40.39 | \$66,699 |
| 13-1041 | Compliance Ofcrs (Not Ag/Const/Safety/Transportn) | 55 | \$33.13 | \$26.43 | \$31.77 | \$40.45 | \$68,920 |
| 11-3021 | Computer & Information Systems Mgrs | 91 | \$51.74 | \$41.26 | \$49.83 | \$60.40 | \$107,622 |
| 17-2061 | Computer Hardware Engineers | 109 | \$42.08 | \$34.85 | \$43.19 | \$48.66 | \$87,528 |
| 15-1799 | Computer Occupations, All Other | 345 | \$39.58 | \$33.81 | \$39.34 | \$45.30 | \$82,325 |
| 43-9011 | Computer Operators | 15 | \$21.45 | \$17.92 | \$19.84 | \$22.99 | \$44,627 |
| 15-1131 | Computer Programmers | 116 | \$41.49 | \$24.89 | \$41.02 | \$57.90 | \$86,299 |
| 15-1132 | Computer Software Engineers, Applications | 132 | \$41.31 | \$30.84 | \$38.80 | \$49.34 | \$85,921 |
| 15-1133 | Computer Software Engineers, Systems Software | 42 | \$41.80 | \$27.40 | \$42.19 | \$57.84 | \$86,928 |

| SOC Code | Bremerton-Silverdale, WA MSA Occupational Title | Estimated Employment | Average Wage | Percentiles | | | Annual Wage |
|----------|--|----------------------|--------------|-------------|---------|---------|-------------|
| | | | | 25th | 50th | 75th | |
| 15-1150 | Computer Support Specialists | 314 | \$24.50 | \$20.34 | \$24.87 | \$28.45 | \$50,966 |
| 15-1121 | Computer Systems Analysts | 139 | \$41.66 | \$32.74 | \$40.58 | \$50.40 | \$86,640 |
| 49-2011 | Computer, Automated Teller, & Office Machine Repairers | | \$20.63 | \$16.80 | \$20.23 | \$24.07 | \$42,906 |
| 19-1031 | Conservation Scientists | 23 | \$26.88 | \$21.49 | \$25.18 | \$32.41 | \$55,895 |
| 47-4011 | Construction & Building Inspectors | 38 | \$30.34 | \$27.50 | \$31.94 | \$34.33 | \$63,106 |
| 47-2061 | Construction Laborers | 471 | \$17.02 | \$11.87 | \$14.43 | \$18.71 | \$35,402 |
| 11-9021 | Construction Mgrs | 118 | \$47.81 | \$35.36 | \$43.69 | \$56.74 | \$99,434 |
| 47-1011 | Construction Trades/Extraction Wkrs, 1st-Ln Spvs/Mgrs | 705 | \$36.46 | \$34.17 | \$35.89 | \$40.17 | \$75,839 |
| 49-9012 | Control & Valve Installers & Repairers (Not Mech Door) | 14 | \$23.00 | \$16.40 | \$19.61 | \$30.93 | \$47,830 |
| 35-2019 | Cooks, All Other | | \$12.62 | \$10.27 | \$11.15 | \$15.80 | \$26,252 |
| 35-2011 | Cooks, Fast Food | | \$10.75 | \$9.06 | \$9.36 | \$12.69 | \$22,371 |
| 35-2012 | Cooks, Institution & Cafeteria | 344 | \$13.52 | \$10.55 | \$12.93 | \$15.98 | \$28,124 |
| 35-2014 | Cooks, Restaurant | 591 | \$12.41 | \$10.67 | \$12.15 | \$13.95 | \$25,818 |
| 35-2015 | Cooks, Short Order | 106 | \$11.13 | \$10.21 | \$10.97 | \$11.76 | \$23,133 |
| 13-1051 | Cost Estimators | 103 | \$28.01 | \$20.23 | \$23.27 | \$33.58 | \$58,277 |
| 41-2021 | Counter & Rental Clerks | 426 | \$13.00 | \$9.62 | \$11.62 | \$15.09 | \$27,042 |
| 35-3022 | Counter Attendants, Cafeteria, Concession, Coffee Shop | 440 | \$10.30 | \$9.10 | \$9.40 | \$10.76 | \$21,417 |
| 43-5021 | Couriers & Messengers | 21 | \$13.41 | \$11.77 | \$13.48 | \$15.09 | \$27,910 |
| 53-7021 | Crane & Tower Operators | 81 | \$31.44 | \$29.87 | \$32.12 | \$32.13 | \$65,405 |
| 33-9091 | Crossing Guards | | \$17.31 | \$10.65 | \$15.92 | \$24.46 | \$36,006 |
| 25-4012 | Curators | 11 | \$19.01 | \$16.19 | \$17.51 | \$20.15 | \$39,550 |
| 43-4051 | Customer Svc Reps | 925 | | | | | |
| 51-9031 | Cutters & Trimmers, Hand | | \$14.91 | \$12.40 | \$15.07 | \$17.48 | \$31,029 |
| 43-9021 | Data Entry Keyers | 33 | \$14.94 | \$13.17 | \$14.24 | \$15.36 | \$31,069 |
| 15-1141 | Database Administrators | 31 | \$30.48 | \$24.27 | \$27.49 | \$39.26 | \$63,402 |
| 41-9011 | Demonstrators & Product Promoters | 116 | \$11.27 | \$10.52 | \$11.18 | \$11.84 | \$23,452 |
| 31-9091 | Dental Assistants | 319 | \$18.87 | \$16.24 | \$17.99 | \$21.21 | \$39,237 |
| 29-2021 | Dental Hygienists | 248 | \$47.72 | \$42.18 | \$47.24 | \$53.70 | \$99,270 |
| 51-9081 | Dental Laboratory Technicians | | \$20.72 | \$12.75 | \$20.93 | \$28.21 | \$43,107 |
| 33-3021 | Detectives & Criminal Investigators | | \$48.40 | \$39.23 | \$49.90 | \$56.56 | \$100,670 |
| 29-2032 | Diagnostic Medical Sonographers | 47 | \$36.88 | \$33.19 | \$37.59 | \$42.26 | \$76,719 |
| 29-1031 | Dietitians & Nutritionists | 19 | \$26.58 | \$17.86 | \$27.43 | \$34.34 | \$55,284 |
| 35-9011 | Dining Room & Cafeteria Attendants & Bartender Helpers | 323 | \$10.52 | \$9.10 | \$9.38 | \$10.63 | \$21,873 |
| 35-9021 | Dishwashers | 578 | \$9.94 | \$9.04 | \$9.29 | \$10.33 | \$20,679 |
| 43-5032 | Dispatchers, Not Police, Fire, & Ambulance | 128 | \$18.91 | \$14.16 | \$18.70 | \$23.42 | \$39,334 |
| 17-3019 | Drafters, All Other | 42 | \$27.60 | \$20.41 | \$25.98 | \$35.50 | \$57,417 |
| 53-3031 | Driver/Sales Wkrs | 434 | \$14.70 | \$12.68 | \$13.72 | \$14.78 | \$30,560 |
| 47-2081 | Drywall & Ceiling Tile Installers | 61 | \$26.67 | \$21.16 | \$29.20 | \$33.01 | \$55,477 |
| 27-3041 | Editors | | \$34.30 | \$29.13 | \$32.98 | \$40.69 | \$71,339 |
| 11-9039 | Education Administrators, All Other | | \$38.94 | \$32.54 | \$36.25 | \$46.70 | \$80,988 |
| 11-9032 | Education Administrators, Elem & Secondary School | 151 | | | | | \$103,451 |
| 25-9099 | Education, Training, & Library Wkrs, All Other | 84 | \$19.41 | \$14.45 | \$18.42 | \$21.69 | \$40,369 |
| 21-1012 | Educational, Vocational, & School Counselors | 140 | \$29.20 | \$24.28 | \$28.92 | \$34.40 | \$60,733 |
| 17-3023 | Electrical & Electronic Engineering Technicians | 243 | \$36.75 | \$30.84 | \$37.79 | \$41.73 | \$76,454 |
| 17-2071 | Electrical Engineers | 161 | \$38.92 | \$31.18 | \$36.94 | \$45.30 | \$80,960 |
| 49-2094 | Electrical/Electronics Repairers, Industrial Equipmt | 196 | \$30.66 | \$28.69 | \$31.69 | \$32.89 | \$63,785 |
| 47-2111 | Electricians | 858 | \$26.54 | \$21.43 | \$26.59 | \$30.89 | \$55,210 |
| 17-2072 | Electronics Engineers, Not Computer | 218 | \$45.54 | \$38.78 | \$45.56 | \$54.79 | \$94,715 |
| 25-2021 | Elementary School Teachers, Not Special Education | 943 | | | | | \$58,556 |
| 43-4061 | Eligibility Interviewers, Government Programs | 60 | \$21.45 | \$20.18 | \$23.16 | \$23.17 | \$44,629 |
| 29-2041 | Emergency Medical Technicians & Paramedics | 151 | \$24.27 | \$11.01 | \$20.89 | \$39.62 | \$50,493 |
| 11-9041 | Engineering Mgrs | 140 | \$62.67 | \$57.94 | \$63.53 | \$68.82 | \$130,363 |
| 17-3029 | Engineering Technicians, Not Drafters, All Other | 904 | \$38.57 | \$34.80 | \$38.79 | \$42.91 | \$80,208 |
| 17-2199 | Engineers, All Other | 227 | \$48.79 | \$42.91 | \$49.92 | \$56.95 | \$101,475 |
| 17-2081 | Environmental Engineers | 81 | \$43.57 | \$38.14 | \$45.93 | \$49.64 | \$90,629 |
| 19-4091 | Environmental Science & Protection Techs (Inc Health) | 37 | \$24.95 | \$21.06 | \$24.86 | \$28.93 | \$51,890 |
| 19-2041 | Environmental Scientists & Specialists (Inc Health) | 122 | \$36.48 | \$29.82 | \$36.49 | \$42.90 | \$75,869 |
| 43-6011 | Executive Secretaries & Administrative Assistants | 219 | \$23.70 | \$20.07 | \$23.70 | \$27.47 | \$49,279 |
| 29-1062 | Family & General Practitioners | 23 | \$82.23 | \$71.71 | \$80.10 | \$88.31 | \$171,026 |
| 45-2092 | FarmWkrs & Laborers, Crop, Nursery, & Greenhouse | | \$12.06 | \$9.04 | \$9.98 | \$14.12 | \$25,093 |
| 45-2093 | FarmWkrs, Farm & Ranch Animals | 18 | \$11.59 | \$10.05 | \$10.87 | \$11.77 | \$24,100 |
| 43-4071 | File Clerks | 26 | \$12.68 | \$10.57 | \$11.77 | \$14.07 | \$26,380 |

| SOC Code | Bremerton-Silverdale, WA MSA Occupational Title | Estimated Employment | Average Wage | Percentiles | | | Annual Wage |
|----------|--|----------------------|--------------|-------------|---------|---------|-------------|
| | | | | 25th | 50th | 75th | |
| 13-2051 | Financial Analysts | 23 | \$41.37 | \$23.44 | \$32.63 | \$51.99 | \$86,070 |
| 11-3031 | Financial Mgrs | 161 | \$51.50 | \$40.62 | \$50.24 | \$60.12 | \$107,109 |
| 13-2099 | Financial Specialists, All Other | 154 | \$33.56 | \$27.08 | \$31.78 | \$39.26 | \$69,791 |
| 33-1021 | Fire Fighting & Prevention Wkrs, 1st-Ln spvrs/Mgrs of | 71 | \$43.57 | \$39.09 | \$43.71 | \$50.12 | \$90,633 |
| 33-2021 | Fire Inspectors & Investigators | 47 | \$30.99 | \$26.06 | \$31.62 | \$35.89 | \$64,471 |
| 39-9031 | Fitness Trainers & Aerobics Instructors | | \$16.20 | \$9.09 | \$9.42 | \$24.43 | \$33,683 |
| 27-1023 | Floral Designers | 56 | \$14.22 | \$12.01 | \$13.84 | \$16.33 | \$29,588 |
| 35-9099 | Food Preparation & Serving Related Wkrs, A/O | 32 | \$11.04 | \$8.97 | \$9.18 | \$13.12 | \$22,967 |
| 35-1012 | Food Preparation & Serving Wkrs, 1st-Ln Spvrs/Mgrs of | 483 | \$19.12 | \$14.11 | \$17.70 | \$22.91 | \$39,760 |
| 35-2021 | Food Preparation Wkrs | 502 | \$11.80 | \$9.32 | \$10.91 | \$13.86 | \$24,545 |
| 35-3041 | Food Servers, Nonrestaurant | 337 | \$11.17 | \$9.11 | \$9.85 | \$13.26 | \$23,223 |
| 11-9051 | Food Svc Mgrs | 72 | \$24.20 | \$17.76 | \$20.68 | \$25.97 | \$50,341 |
| 39-3011 | Gaming Dealers | 257 | \$14.43 | \$9.20 | \$14.47 | \$17.42 | \$30,018 |
| 33-9031 | Gaming Surveillance Officers & Gaming Investigators | | \$21.87 | \$12.47 | \$23.09 | \$29.65 | \$45,474 |
| 11-1021 | General & Operations Mgrs | 679 | \$54.41 | \$41.43 | \$50.69 | \$61.88 | \$113,167 |
| 27-1024 | Graphic Designers | 55 | \$23.07 | \$19.75 | \$23.06 | \$26.33 | \$47,988 |
| 39-5012 | Hairdressers, Hairstylists, & Cosmetologists | 264 | \$16.43 | \$9.89 | \$14.32 | \$21.41 | \$34,185 |
| 53-1021 | Hand Labor/Material Movers/Helpers, 1st-Ln Spvrs/Mgrs | 37 | \$26.79 | \$17.51 | \$24.70 | \$37.23 | \$55,743 |
| 29-1199 | Health Diagnosing & Treating Practitioners, A/O | 18 | \$29.94 | \$24.36 | \$28.82 | \$37.04 | \$62,280 |
| 29-2799 | Health Technologists & Technicians, All Other | 61 | \$23.72 | \$18.14 | \$22.58 | \$27.51 | \$49,342 |
| 29-9799 | Healthcare Practitioners & Technical Workers, All Other | | \$15.91 | \$14.66 | \$16.26 | \$17.85 | \$33,096 |
| 31-9799 | Healthcare Support Workers, All Other | 213 | \$15.32 | \$10.22 | \$14.35 | \$18.72 | \$31,859 |
| 49-9021 | Heating, Air Cond, Refrigeration Mechanics & Installers | 90 | \$26.52 | \$23.72 | \$26.85 | \$29.03 | \$55,161 |
| 47-3019 | Helpers, Construction Trades, All Other | 45 | \$12.24 | \$10.53 | \$11.49 | \$13.14 | \$25,460 |
| 49-9098 | Helpers--Installation, Maintenance, & Repair Wkrs | 87 | \$17.35 | \$14.97 | \$17.26 | \$19.87 | \$36,095 |
| 51-9198 | Helpers--Production Wkrs | 19 | \$24.80 | \$17.50 | \$25.45 | \$28.10 | \$51,586 |
| 49-9031 | Home Appliance Repairers | 31 | \$18.62 | \$13.80 | \$16.65 | \$21.05 | \$38,732 |
| 31-1011 | Home Health Aides | 350 | \$11.21 | \$10.07 | \$10.92 | \$11.80 | \$23,315 |
| 35-9031 | Hosts & Hostesses, Restaurant, Lounge, & Coffee Shop | 278 | \$10.18 | \$9.05 | \$9.31 | \$10.56 | \$21,162 |
| 43-4081 | Hotel, Motel, & Resort Desk Clerks | 106 | \$11.24 | \$10.13 | \$11.06 | \$12.16 | \$23,394 |
| 37-1011 | Housekeeping/Janitorial Wkrs, 1st-Line Spvs/Mgrs | 66 | \$20.02 | \$16.36 | \$19.72 | \$22.43 | \$41,641 |
| 13-1078 | HR, Labor Relations, & Training Spec, All Other | 303 | \$31.55 | \$22.39 | \$30.78 | \$41.63 | \$65,625 |
| 43-4161 | Human Resources Assistants, Not Payroll & Timekeeping | 196 | \$19.49 | \$16.83 | \$19.55 | \$21.53 | \$40,525 |
| 11-3121 | Human Resources Managers | 33 | \$48.75 | \$41.18 | \$48.02 | \$55.90 | \$101,403 |
| 17-2112 | Industrial Engineers | | \$40.23 | \$31.83 | \$39.33 | \$46.60 | \$83,662 |
| 49-9041 | Industrial Machinery Mechanics | 279 | \$23.04 | \$18.95 | \$21.59 | \$26.80 | \$47,930 |
| 11-3051 | Industrial Production Mgrs | 37 | \$47.39 | \$34.61 | \$42.71 | \$56.35 | \$98,579 |
| 53-7051 | Industrial Truck & Tractor Operators | 73 | \$17.59 | \$13.00 | \$17.58 | \$21.87 | \$36,580 |
| 15-1179 | Info Security Analyst, Web Dvlpr, & Cptr Netwk Architect | 102 | \$37.11 | \$26.87 | \$35.63 | \$49.38 | \$77,186 |
| 43-4199 | Information & Record Clerks, All Other | 254 | \$19.82 | \$15.65 | \$20.09 | \$23.72 | \$41,235 |
| 51-9061 | Inspectors, Testers, Sorters, Samplers, & Weighers | 86 | \$24.91 | \$18.52 | \$25.35 | \$30.79 | \$51,830 |
| 49-9799 | Installation, Maintenance, & Repair Workers, All Other | | \$28.59 | \$25.73 | \$29.04 | \$31.12 | \$59,456 |
| 25-9031 | Instructional Coordinators | 71 | \$32.81 | \$27.73 | \$33.03 | \$38.52 | \$68,249 |
| 43-9041 | Insurance Claims & Policy Processing Clerks | 75 | \$17.77 | \$11.90 | \$16.32 | \$20.35 | \$36,978 |
| 41-3021 | Insurance Sales Agents | 91 | \$22.86 | \$13.31 | \$15.39 | \$31.72 | \$47,539 |
| 37-2011 | Janitors & Cleaners, Not Maids & Housekeeping Cleaners | 1,280 | \$13.90 | \$11.05 | \$13.35 | \$16.25 | \$28,917 |
| 25-2012 | Kindergarten Teachers, Not Special Education | 141 | | | | | \$49,111 |
| 53-7062 | Laborers & Freight, Stock, & Material Movers, Hand | 700 | \$14.56 | \$10.83 | \$13.74 | \$18.01 | \$30,283 |
| 37-1012 | Landscape, Lawn, Groundskeep Wkrs, 1st-Line Supvrs/Mgrs | | \$22.06 | \$19.17 | \$22.12 | \$25.89 | \$45,877 |
| 37-3011 | Landscaping & Groundskeeping Wkrs | 571 | \$15.11 | \$12.51 | \$14.82 | \$17.52 | \$31,427 |
| 51-6011 | Laundry & Dry-Cleaning Wkrs | 87 | \$12.24 | \$9.85 | \$11.82 | \$14.34 | \$25,458 |
| 23-1011 | Lawyers | 171 | \$40.51 | \$29.29 | \$36.89 | \$52.59 | \$84,272 |
| 43-6012 | Legal Secretaries | | \$19.54 | \$15.17 | \$18.53 | \$21.95 | \$40,646 |
| 23-2099 | Legal Support Wkrs, All Other | | \$26.66 | \$20.64 | \$23.21 | \$31.44 | \$55,451 |
| 25-4021 | Librarians | 90 | \$30.24 | \$27.03 | \$31.16 | \$34.57 | \$62,887 |
| 29-2061 | Licensed Practical & Licensed Vocational Nurses | 430 | \$21.80 | \$19.93 | \$21.57 | \$23.74 | \$45,343 |
| 43-4131 | Loan Interviewers & Clerks | 129 | \$15.98 | \$12.84 | \$14.92 | \$18.86 | \$33,244 |
| 13-2072 | Loan Officers | 102 | \$32.40 | \$22.66 | \$26.94 | \$35.01 | \$67,402 |
| 49-9094 | Locksmiths & Safe Repairers | 18 | \$14.29 | \$10.53 | \$11.44 | \$14.55 | \$29,710 |
| 13-1081 | Logisticians | 275 | \$36.23 | \$29.78 | \$33.76 | \$42.84 | \$75,362 |
| 51-4041 | Machinists | 187 | \$30.55 | \$27.86 | \$30.59 | \$32.15 | \$63,547 |
| 37-2012 | Maids & Housekeeping Cleaners | 347 | \$11.05 | \$9.60 | \$10.65 | \$11.73 | \$22,999 |

| SOC Code | Bremerton-Silverdale, WA MSA Occupational Title | Estimated Employment | Average Wage | Percentiles | | | Annual Wage |
|----------|---|----------------------|--------------|-------------|---------|---------|-------------|
| | | | | 25th | 50th | 75th | |
| 43-9051 | Mail Clerks & Mail Machine Ops, Not Postal Svc | 73 | \$16.99 | \$14.90 | \$17.18 | \$19.81 | \$35,343 |
| 49-9071 | Maintenance & Repair Workers, General | 542 | \$21.86 | \$15.75 | \$23.03 | \$27.35 | \$45,472 |
| 13-1111 | Management Analysts | 361 | \$37.53 | \$30.98 | \$37.72 | \$42.84 | \$78,070 |
| 39-5092 | Manicurists & Pedicurists | | \$9.81 | \$9.07 | \$9.37 | \$10.35 | \$20,416 |
| 17-2121 | Marine Engineers & Naval Architects | 144 | \$37.62 | \$29.83 | \$37.54 | \$46.48 | \$78,249 |
| 13-1161 | Market Research Analysts | 81 | \$25.03 | \$18.94 | \$24.60 | \$28.70 | \$52,059 |
| 11-2021 | Marketing Mgrs | 55 | \$51.56 | \$29.31 | \$47.48 | \$62.50 | \$107,242 |
| 31-9011 | Massage Therapists | 86 | \$27.06 | \$20.02 | \$26.70 | \$33.64 | \$56,278 |
| 51-3022 | Meat, Poultry, & Fish Cutters & Trimmers | 24 | | | | | |
| 17-2141 | Mechanical Engineers | 499 | \$39.92 | \$30.84 | \$39.34 | \$46.49 | \$83,043 |
| 49-1011 | Mechanics, Installers, Repairers, 1st-Ln Sprvs/Mgrs | 752 | \$38.53 | \$36.13 | \$39.88 | \$43.10 | \$80,154 |
| 29-2012 | Medical & Clinical Laboratory Technicians | 35 | \$18.58 | \$15.97 | \$17.99 | \$21.40 | \$38,647 |
| 29-2011 | Medical & Clinical Laboratory Technologists | 57 | \$28.95 | \$22.66 | \$31.17 | \$34.65 | \$60,229 |
| 11-9111 | Medical & Health Svcs Mgrs | 131 | \$50.45 | \$37.45 | \$45.35 | \$56.30 | \$104,920 |
| 21-1022 | Medical & Public Health Social Wkrs | | \$15.60 | \$10.73 | \$12.52 | \$17.63 | \$32,447 |
| 31-9092 | Medical Assistants | 467 | \$15.58 | \$13.37 | \$15.34 | \$17.59 | \$32,414 |
| 31-9093 | Medical Equipment Preparers | 44 | \$15.73 | \$13.31 | \$15.52 | \$17.85 | \$32,719 |
| 29-2071 | Medical Records & Health Information Technicians | 213 | \$16.99 | \$13.04 | \$15.53 | \$19.97 | \$35,343 |
| 43-6013 | Medical Secretaries | 624 | \$18.33 | \$14.56 | \$18.69 | \$21.97 | \$38,123 |
| 31-9094 | Medical Transcriptionists | 24 | \$18.06 | \$16.23 | \$18.45 | \$21.00 | \$37,567 |
| 13-1121 | Meeting & Convention Planners | 23 | \$22.10 | \$16.92 | \$22.65 | \$27.52 | \$45,954 |
| 21-1023 | Mental Health & Substance Abuse Social Wkrs | 38 | \$23.90 | \$21.37 | \$23.76 | \$26.79 | \$49,705 |
| 27-1026 | Merchandise Displayers & Window Trimmers | | \$16.45 | \$12.71 | \$15.98 | \$20.01 | \$34,219 |
| 11-9199 | Mgrs, All Other | 202 | \$48.80 | \$40.36 | \$49.53 | \$60.93 | \$101,508 |
| 25-2022 | Middle School Teachers (Not Special Ed & Vocational) | 367 | | | | | \$57,449 |
| 49-3042 | Mobile Heavy Equipment Mechanics, Not Engines | 154 | \$28.40 | \$25.73 | \$28.40 | \$31.11 | \$59,072 |
| 49-3051 | Motorboat Mechanics | 19 | \$16.77 | \$15.00 | \$16.75 | \$18.51 | \$34,878 |
| 11-9121 | Natural Sciences Mgrs | 33 | \$50.37 | \$42.57 | \$46.59 | \$55.81 | \$104,769 |
| 15-1142 | Network & Computer Systems Administrators | 168 | \$35.05 | \$29.83 | \$35.16 | \$41.56 | \$72,913 |
| 43-4141 | New Accounts Clerks | | \$15.68 | \$13.41 | \$15.34 | \$17.79 | \$32,613 |
| 39-2021 | Nonfarm Animal Caretakers | 80 | \$10.54 | \$9.22 | \$9.93 | \$11.44 | \$21,929 |
| 41-1012 | Non-Retail Sales Wkrs, 1st-Line spvrs/Mgrs of | 97 | \$26.80 | \$18.67 | \$26.39 | \$32.94 | \$55,746 |
| 29-2033 | Nuclear Medicine Technologists | 11 | \$36.52 | \$32.91 | \$36.04 | \$40.91 | \$75,959 |
| 31-1012 | Nursing Aides, Orderlies, & Attendants | 1,118 | \$12.93 | \$10.65 | \$12.17 | \$15.11 | \$26,912 |
| 29-9011 | Occupational Health & Safety Specialists | 106 | \$38.62 | \$34.81 | \$39.34 | \$43.06 | \$80,331 |
| 29-1122 | Occupational Therapists | 65 | \$32.49 | \$27.17 | \$32.92 | \$38.09 | \$67,567 |
| 43-1011 | Office & Admin Support Wkrs, 1st-Line spvrs/Mgrs of | 806 | \$28.64 | \$20.97 | \$26.58 | \$34.87 | \$59,579 |
| 43-9799 | Office & Administrative Support Workers, All Other | 219 | \$16.81 | \$13.41 | \$16.28 | \$20.10 | \$34,971 |
| 43-9061 | Office Clerks, General | 1,284 | \$15.02 | \$11.64 | \$14.46 | \$17.56 | \$31,226 |
| 47-2073 | Operating Engineers/Construction Equipment Ops | 252 | \$28.62 | \$18.55 | \$30.91 | \$35.03 | \$59,522 |
| 15-2031 | Operations Research Analysts | 32 | \$39.46 | \$31.95 | \$36.17 | \$44.89 | \$82,062 |
| 51-9083 | Ophthalmic Laboratory Technicians | 37 | \$12.51 | \$9.47 | \$10.91 | \$13.87 | \$26,016 |
| 29-2081 | Opticians, Dispensing | 78 | \$18.25 | \$15.48 | \$18.05 | \$21.69 | \$37,975 |
| 29-1041 | Optometrists | 22 | \$47.25 | \$35.73 | \$49.63 | \$56.82 | \$98,283 |
| 43-4151 | Order Clerks | 101 | \$13.32 | \$10.79 | \$12.34 | \$14.83 | \$27,722 |
| 49-3053 | Outdoor Power Equipment & Other Small Engine Mechanics | 21 | \$14.74 | \$12.37 | \$13.99 | \$17.13 | \$30,672 |
| 53-7064 | Packers & Packers, Hand | 258 | \$11.09 | \$9.12 | \$9.37 | \$10.87 | \$23,051 |
| 47-2141 | Painters, Construction & Maintenance | 667 | \$24.10 | \$17.88 | \$22.28 | \$27.75 | \$50,120 |
| 51-9123 | Painting, Coating, & Decorating Wkrs | | \$14.27 | \$13.00 | \$14.02 | \$15.06 | \$29,685 |
| 23-2011 | Paralegals & Legal Assistants | 151 | \$21.67 | \$17.41 | \$21.02 | \$24.24 | \$45,066 |
| 53-6021 | Parking Lot Attendants | 18 | \$10.88 | \$9.39 | \$10.30 | \$11.59 | \$22,642 |
| 41-2022 | Parts Salespersons | 146 | \$14.18 | \$10.74 | \$11.93 | \$18.11 | \$29,487 |
| 43-3051 | Payroll & Timekeeping Clerks | 79 | \$18.94 | \$14.97 | \$19.24 | \$21.84 | \$39,406 |
| 39-9021 | Personal & Home Care Aides | 527 | \$11.07 | \$10.17 | \$10.84 | \$11.51 | \$23,025 |
| 13-2052 | Personal Financial Advisors | 39 | | | | | |
| 39-1021 | Personal Svc Wkrs, 1st-Line Supervisors/Mgrs of | 54 | \$23.88 | \$18.59 | \$22.55 | \$30.49 | \$49,662 |
| 37-2021 | Pest Control Wkrs | | \$19.38 | \$14.87 | \$19.22 | \$23.51 | \$40,314 |
| 29-1051 | Pharmacists | 180 | \$52.91 | \$48.58 | \$53.64 | \$59.37 | \$110,060 |
| 29-2052 | Pharmacy Technicians | 205 | \$19.01 | \$16.50 | \$19.49 | \$21.82 | \$39,548 |
| 27-4021 | Photographers | 27 | \$13.02 | \$9.30 | \$10.56 | \$14.54 | \$27,066 |
| 51-9151 | Photographic Process Wkrs & Processing Machine Ops | 42 | \$12.82 | \$10.59 | \$11.74 | \$14.08 | \$26,667 |
| 29-1069 | Phys/Surgeons, A/O (Cardiologists, Dermatologists, etc) | 103 | \$72.19 | \$57.16 | \$67.09 | \$77.97 | \$150,146 |

| SOC Code | Bremerton-Silverdale, WA MSA Occupational Title | Estimated Employment | Average Wage | Percentiles | | | Annual Wage |
|----------|--|----------------------|--------------|-------------|---------|---------|-------------|
| | | | | 25th | 50th | 75th | |
| 31-2022 | Physical Therapist Aides | | \$13.50 | \$11.21 | \$13.30 | \$15.82 | \$28,083 |
| 31-2021 | Physical Therapist Assistants | 25 | \$23.04 | \$20.46 | \$22.26 | \$25.62 | \$47,915 |
| 29-1123 | Physical Therapists | 135 | \$35.88 | \$31.90 | \$36.43 | \$41.57 | \$74,632 |
| 29-1071 | Physician Assistants | 44 | \$50.06 | \$38.79 | \$44.45 | \$54.64 | \$104,123 |
| 47-2151 | Pipelayers | 50 | \$28.60 | \$25.69 | \$28.54 | \$32.46 | \$59,477 |
| 47-2152 | Plumbers, Pipefitters, & Steamfitters | 734 | \$26.62 | \$21.44 | \$26.64 | \$30.89 | \$55,369 |
| 43-5051 | Postal Svc Clerks | 54 | \$25.07 | \$23.30 | \$25.88 | \$26.44 | \$52,163 |
| 43-5052 | Postal Svc Mail Carriers | 209 | \$25.27 | \$21.96 | \$26.79 | \$27.30 | \$52,553 |
| 43-5053 | Postal Svc Mail Sorters/Processors/Processing Mach Ops | 13 | \$19.08 | \$11.15 | \$25.88 | \$25.89 | \$39,695 |
| 11-9131 | Postmasters & Mail Superintendents | 16 | \$35.37 | \$30.65 | \$35.81 | \$39.33 | \$73,557 |
| 25-2011 | Preschool Teachers, Not Special Education | | \$15.29 | \$13.48 | \$16.35 | \$17.73 | \$31,802 |
| 51-5112 | Printing Press Operators | | \$15.74 | \$12.92 | \$14.66 | \$17.31 | \$32,739 |
| 43-3061 | Procurement Clerks | 107 | \$20.74 | \$18.30 | \$20.77 | \$23.00 | \$43,125 |
| 27-2012 | Producers & Directors | | \$36.25 | \$15.66 | \$18.08 | \$75.67 | \$75,391 |
| 51-1011 | Production & Operating Wkrs, 1st-Line spvrs/Mgrs of | 364 | \$37.14 | \$36.17 | \$39.04 | \$41.40 | \$77,256 |
| 51-9399 | Production Workers, All Other | 29 | \$14.83 | \$11.39 | \$13.72 | \$18.82 | \$30,850 |
| 43-5061 | Production, Planning, & Expediting Clerks | 305 | \$35.26 | \$28.27 | \$36.99 | \$42.94 | \$73,356 |
| 11-9141 | Property, Real Estate, & Community Association Mgrs | 55 | \$37.45 | \$24.91 | \$31.63 | \$47.45 | \$77,903 |
| 33-1099 | Protective Svc Wkrs A/O, 1st-Line spvrs/Mgrs of | 45 | \$25.47 | \$20.38 | \$22.48 | \$33.05 | \$52,988 |
| 33-9099 | Protective Svc Wkrs, All Other | 79 | \$17.62 | \$11.33 | \$16.79 | \$22.63 | \$36,657 |
| 11-2031 | Public Relations Mgrs | 25 | \$40.13 | \$37.19 | \$40.60 | \$43.93 | \$83,467 |
| 27-3031 | Public Relations Specialists | 102 | \$28.12 | \$21.73 | \$26.27 | \$33.23 | \$58,500 |
| 13-1023 | Purchasing Agents (Not Wholesale/Retail/Farm Prodcnts) | 289 | \$31.67 | \$23.51 | \$29.18 | \$39.27 | \$65,865 |
| 11-3061 | Purchasing Mgrs | 12 | \$54.16 | \$36.80 | \$55.88 | \$63.54 | \$112,640 |
| 29-2037 | Radiologic Technologists & Technicians | 159 | \$28.77 | \$22.83 | \$28.89 | \$34.27 | \$59,834 |
| 41-9021 | Real Estate Brokers | 22 | \$39.56 | \$30.37 | \$36.12 | \$42.68 | \$82,293 |
| 41-9022 | Real Estate Sales Agents | 37 | \$24.27 | \$12.27 | \$20.36 | \$37.04 | \$50,475 |
| 43-4171 | Receptionists & Information Clerks | 693 | \$13.47 | \$11.79 | \$13.37 | \$14.88 | \$28,003 |
| 39-9032 | Recreation Wkrs | 205 | \$12.88 | \$9.06 | \$9.36 | \$14.85 | \$26,803 |
| 29-1125 | Recreational Therapists | | \$17.24 | \$11.96 | \$18.99 | \$21.59 | \$35,868 |
| 29-1111 | Registered Nurses | 1,326 | \$35.49 | \$28.86 | \$34.91 | \$41.43 | \$73,805 |
| 21-1015 | Rehabilitation Counselors | 353 | \$19.08 | \$14.30 | \$17.47 | \$26.14 | \$39,674 |
| 43-4181 | Reservation/Transportation Ticket Agents/Travel Clerks | 32 | \$14.61 | \$12.30 | \$13.84 | \$16.23 | \$30,388 |
| 41-1011 | Retail Sales Wkrs, 1st-Line Supervisors/Mgrs of | 829 | \$17.83 | \$12.78 | \$17.32 | \$21.39 | \$37,101 |
| 41-2031 | Retail Salespersons | 2,988 | \$14.06 | \$9.71 | \$11.66 | \$15.14 | \$29,255 |
| 49-9096 | Riggers | 369 | \$28.08 | \$24.72 | \$28.94 | \$31.12 | \$58,406 |
| 47-2181 | Roofers | 65 | \$18.78 | \$13.30 | \$19.32 | \$22.93 | \$39,060 |
| 53-5011 | Sailors & Marine Oilers | 63 | \$20.97 | \$14.34 | \$22.33 | \$26.78 | \$43,622 |
| 41-9799 | Sales & Related Workers, All Other | 97 | \$16.18 | \$11.10 | \$14.00 | \$19.96 | \$33,643 |
| 41-9031 | Sales Engineers | | \$51.84 | \$32.85 | \$42.15 | \$79.31 | \$107,821 |
| 11-2022 | Sales Mgrs | 77 | \$58.18 | \$45.16 | \$55.44 | \$68.18 | \$121,022 |
| 41-3099 | Sales Reps, Svcs, All Other | 151 | \$33.98 | \$16.83 | \$25.83 | \$37.80 | \$70,670 |
| 41-4012 | Sales Reps, Wholesale/Manuf (Not Tech/Sci Prdcts) | 370 | \$27.43 | \$16.87 | \$24.30 | \$31.60 | \$57,040 |
| 41-4011 | Sales Reps, Wholesale/Manuf, Tech.Scientific Prdcts | 76 | \$44.70 | \$31.65 | \$45.25 | \$54.91 | \$92,974 |
| 25-2031 | Secondary School Teachers (Not Special/Voc Ed) | 451 | | | | | \$58,860 |
| 43-6014 | Secretaries, Not Legal, Medical, & Executive | 1,177 | \$17.71 | \$14.75 | \$17.58 | \$21.03 | \$36,837 |
| 41-3031 | Securities, Commodities, & Financial Svcs Sales Agents | 32 | | | | | |
| 49-2098 | Security & Fire Alarm Systems Installers | 19 | \$22.17 | \$17.80 | \$24.16 | \$26.98 | \$46,105 |
| 33-9032 | Security Guards | 445 | \$16.99 | \$11.17 | \$17.88 | \$20.89 | \$35,342 |
| 25-3021 | Self-Enrichment Education Teachers | 135 | \$16.86 | \$10.92 | \$16.14 | \$22.48 | \$35,071 |
| 51-6031 | Sewing Machine Operators | 32 | \$10.33 | \$9.11 | \$9.41 | \$10.94 | \$21,477 |
| 47-2211 | Sheet Metal Wkrs | 222 | \$31.19 | \$27.39 | \$29.78 | \$35.17 | \$64,870 |
| 43-5071 | Shipping, Receiving, & Traffic Clerks | 362 | \$19.48 | \$14.42 | \$20.71 | \$23.60 | \$40,518 |
| 39-5094 | Skin Care Specialists | 19 | \$17.05 | \$11.76 | \$14.19 | \$20.89 | \$35,466 |
| 11-9151 | Social & Community Svc Mgrs | 129 | \$32.15 | \$26.68 | \$31.07 | \$36.57 | \$66,866 |
| 21-1093 | Social & Human Svc Assistants | 247 | \$13.12 | \$10.68 | \$12.44 | \$15.10 | \$27,289 |
| 19-3099 | Social Scientists & Related Wkrs, All Other | 31 | \$38.68 | \$32.82 | \$38.78 | \$44.10 | \$80,455 |
| 21-1029 | Social Wkrs, All Other | 23 | \$25.79 | \$18.72 | \$25.77 | \$30.84 | \$53,657 |
| 25-2041 | Special Ed Teachers, Preschool, Kindergarten, Elementary | 140 | | | | | \$57,742 |
| 25-2054 | Special Education Teachers, Secondary School | 63 | | | | | \$57,528 |
| 29-1127 | Speech-Language Pathologists | 86 | \$30.62 | \$26.73 | \$31.41 | \$34.78 | \$63,706 |
| 51-8021 | Stationary Engineers & Boiler Operators | 38 | \$25.70 | \$24.48 | \$25.99 | \$27.90 | \$53,454 |

| SOC Code | Bremerton-Silverdale, WA MSA Occupational Title | Estimated Employment | Average Wage | Percentiles | | | Annual Wage |
|----------|--|----------------------|--------------|-------------|---------|---------|-------------|
| | | | | 25th | 50th | 75th | |
| 43-5081 | Stock Clerks & Order Fillers | 966 | \$13.56 | \$9.79 | \$11.39 | \$16.20 | \$28,194 |
| 21-1011 | Substance Abuse & Behavioral Disorder Counselors | 78 | \$18.64 | \$13.50 | \$18.99 | \$22.85 | \$38,761 |
| 29-2055 | Surgical Technologists | 29 | | | | | |
| 17-3031 | Surveying & Mapping Technicians | 53 | \$26.35 | \$19.31 | \$24.07 | \$33.17 | \$54,799 |
| 17-1022 | Surveyors | 61 | \$33.74 | \$27.53 | \$32.91 | \$40.38 | \$70,178 |
| 53-6031 | Svc Station Attendants | 143 | \$12.16 | \$10.24 | \$11.03 | \$12.31 | \$25,299 |
| 43-2011 | Switchboard Operators, Including Answering Svc | 49 | \$14.57 | \$12.37 | \$14.38 | \$16.96 | \$30,298 |
| 47-2082 | Tapers | 37 | \$26.24 | \$18.96 | \$29.46 | \$33.04 | \$54,591 |
| 53-3041 | Taxi Drivers & Chauffeurs | 71 | \$12.43 | \$10.50 | \$11.45 | \$13.22 | \$25,856 |
| 25-9041 | Teacher Assistants | 1,165 | | | | | \$30,971 |
| 25-3999 | Teachers, Primary, Secondary, & Adult, All Others | 785 | | | | | \$42,302 |
| 27-3042 | Tech Writers | 41 | \$34.22 | \$25.90 | \$31.14 | \$40.76 | \$71,177 |
| 49-2022 | Telecom Equipment Installers & Repairers (Not Line) | 63 | \$27.35 | \$25.22 | \$27.18 | \$29.13 | \$56,877 |
| 49-9052 | Telecommunications Line Installers & Repairers | 78 | \$23.01 | \$19.56 | \$21.96 | \$26.36 | \$47,857 |
| 43-3071 | Tellers | 393 | \$13.18 | \$11.20 | \$12.89 | \$14.62 | \$27,407 |
| 47-2044 | Tile & Marble Setters | 41 | \$26.86 | \$22.28 | \$27.63 | \$30.90 | \$55,857 |
| 49-3093 | Tire Repairers & Changers | | \$12.96 | \$10.94 | \$12.44 | \$14.18 | \$26,953 |
| 13-1151 | Training & Development Specialists | 57 | \$33.20 | \$22.64 | \$34.03 | \$42.84 | \$69,060 |
| 11-3071 | Transportation, Storage, & Distribution Mgrs | 22 | \$52.34 | \$38.26 | \$45.15 | \$53.76 | \$108,858 |
| 53-1031 | Transpnt/Material-Mvng Vehicle Ops, 1st-Ln Spvrs/Mgrs | 117 | \$32.26 | \$29.27 | \$35.20 | \$39.47 | \$67,099 |
| 53-3032 | Truck Drivers, Heavy & Tractor-Trailer | 325 | \$20.60 | \$16.04 | \$20.19 | \$25.78 | \$42,848 |
| 53-3033 | Truck Drivers, Light or Delivery Svcs | 243 | \$18.78 | \$15.19 | \$17.63 | \$24.82 | \$39,065 |
| 19-3051 | Urban & Regional Planners | 123 | \$36.42 | \$28.90 | \$34.78 | \$42.91 | \$75,754 |
| 29-1131 | Veterinarians | 60 | \$38.90 | \$31.88 | \$39.34 | \$46.66 | \$80,908 |
| 31-9096 | Veterinary Assistants & Laboratory Animal Caretakers | 61 | \$12.56 | \$10.87 | \$12.36 | \$14.02 | \$26,134 |
| 29-2056 | Veterinary Technologists & Technicians | 100 | \$15.79 | \$13.58 | \$15.99 | \$17.93 | \$32,857 |
| 25-1194 | Vocational Education Teachers, Postsecondary | 174 | \$21.46 | \$16.75 | \$18.46 | \$25.75 | \$44,637 |
| 35-3031 | Waiters & Waitresses | 1,165 | \$13.22 | \$12.08 | \$13.29 | \$14.49 | \$27,484 |
| 51-8031 | Water & Liquid Waste Treatment Plant & System Ops | 67 | \$28.25 | \$24.88 | \$29.00 | \$32.15 | \$58,769 |
| 43-5111 | Weighers, Measurers, Checkers, & Samplers, Recordkeeping | 12 | \$12.85 | \$9.53 | \$11.31 | \$16.39 | \$26,730 |
| 51-4121 | Welders, Cutters, Solderers, & Brazers | 443 | \$27.67 | \$22.47 | \$30.02 | \$31.81 | \$57,554 |
| 13-1022 | Wholesale & Retail Buyers, Not Farm Products | 48 | \$24.71 | \$17.29 | \$22.85 | \$28.86 | \$51,388 |
| 51-7042 | Woodworking Machine Setters/Ops/Tenders (Not Sawing) | 12 | \$17.50 | \$15.99 | \$17.33 | \$18.64 | \$36,396 |
| 43-9022 | Word Processors & Typists | 28 | \$20.35 | \$14.87 | \$19.00 | \$24.89 | \$42,337 |
| 27-3043 | Writers & Authors | 19 | \$39.55 | \$23.37 | \$32.84 | \$60.10 | \$82,269 |
| 19-1023 | Zoologists & Wildlife Biologists | 57 | \$35.87 | \$26.12 | \$34.65 | \$44.05 | \$74,607 |

Kennewick-Richland-Pasco, WA MSA
2012 Occupational Employment
and Wage Estimates
Includes Benton and Franklin Counties



| SOC Code | Kennewick-Richland-Pasco, WA MSA Occupational Title | Estimated Employment | Average Wage | Percentiles | | | Annual Wage |
|----------|---|----------------------|--------------|-------------|---------|---------|-------------|
| | | | | 25th | 50th | 75th | |
| 13-2011 | Accountants & Auditors | 556 | \$31.74 | \$24.99 | \$30.13 | \$36.88 | \$66,005 |
| 11-3011 | Administrative Svcs Mgrs | 169 | \$52.90 | \$41.87 | \$52.51 | \$61.30 | \$110,049 |
| 25-3011 | Adult Literacy, Remedial Ed, GED Teachers/Inst | 73 | \$23.43 | \$19.10 | \$23.88 | \$27.78 | \$48,745 |
| 41-3011 | Advertising Sales Agents | 51 | \$22.33 | \$11.21 | \$17.98 | \$27.76 | \$46,448 |
| 19-4011 | Agricultural & Food Science Technicians | 143 | \$16.59 | \$14.33 | \$16.63 | \$18.51 | \$34,523 |
| 45-2091 | Agricultural Equipment Operators | | \$12.85 | \$11.23 | \$12.70 | \$14.03 | \$26,726 |
| 39-3091 | Amusement & Recreation Attendants | 309 | \$10.81 | \$9.37 | \$10.51 | \$11.52 | \$22,483 |
| 33-9011 | Animal Control Wkrs | 12 | \$20.58 | \$19.62 | \$20.87 | \$22.11 | \$42,807 |
| 17-1011 | Architects, Not Landscape & Naval | 79 | \$42.89 | \$34.44 | \$42.70 | \$52.07 | \$89,216 |
| 17-3011 | Architectural & Civil Drafters | 137 | \$26.93 | \$22.02 | \$26.17 | \$30.50 | \$56,017 |
| 51-2099 | Assemblers & Fabricators, All Other | 59 | \$10.92 | \$9.34 | \$10.25 | \$12.39 | \$22,729 |
| 49-3021 | Automotive Body & Related Repairers | 99 | \$19.39 | \$14.11 | \$16.73 | \$21.63 | \$40,334 |
| 49-3023 | Automotive Svc Technicians & Mechanics | 366 | \$19.97 | \$16.23 | \$18.54 | \$23.02 | \$41,534 |
| 51-3011 | Bakers | 102 | \$13.20 | \$10.09 | \$11.89 | \$14.65 | \$27,451 |
| 35-3011 | Bartenders | 257 | \$13.11 | \$12.12 | \$13.29 | \$14.46 | \$27,256 |
| 43-3011 | Bill & Account Collectors | 149 | \$17.74 | \$14.97 | \$17.73 | \$20.54 | \$36,901 |
| 43-3021 | Billing & Posting Clerks & Machine Operators | 329 | \$16.32 | \$13.52 | \$16.21 | \$18.62 | \$33,955 |
| 19-4021 | Biological Technicians | 112 | \$17.97 | \$12.75 | \$16.56 | \$22.68 | \$37,389 |
| 43-3031 | Bookkeeping, Accounting, & Auditing Clerks | 1,305 | \$18.02 | \$13.98 | \$17.84 | \$21.55 | \$37,483 |
| 47-3011 | Brick/Block/Stonemason & Tile/Marble Setter Helpers | 22 | \$15.67 | \$13.56 | \$15.39 | \$17.55 | \$32,580 |
| 27-4012 | Broadcast Technicians | 18 | \$19.08 | \$12.77 | \$16.82 | \$25.64 | \$39,673 |
| 13-2031 | Budget Analysts | 32 | \$40.28 | \$31.94 | \$39.78 | \$47.92 | \$83,798 |
| 49-3031 | Bus & Truck Mechanics & Diesel Engine Specialists | 170 | \$22.07 | \$18.70 | \$21.82 | \$26.32 | \$45,895 |
| 53-3022 | Bus Drivers, School | 431 | \$15.67 | \$14.98 | \$16.33 | \$17.63 | \$32,596 |
| 13-1199 | Business Operations Specialists, All Other | 803 | \$36.38 | \$26.41 | \$34.77 | \$44.87 | \$75,666 |
| 51-3021 | Butchers & Meat Cutters | 51 | \$17.07 | \$15.64 | \$17.41 | \$19.17 | \$35,496 |
| 51-7011 | Cabinetmakers & Bench Carpenters | | \$13.15 | \$10.65 | \$11.73 | \$16.16 | \$27,346 |
| 47-2031 | Carpenters | 828 | \$17.51 | \$12.55 | \$14.97 | \$20.66 | \$36,414 |
| 47-2041 | Carpet Installers | | \$14.97 | \$12.21 | \$13.49 | \$16.29 | \$31,142 |
| 41-2011 | Cashiers | 2,248 | \$11.33 | \$9.26 | \$9.80 | \$11.86 | \$23,565 |
| 47-2051 | Cement Masons & Concrete Finishers | 136 | \$20.52 | \$14.77 | \$18.27 | \$25.88 | \$42,677 |
| 35-1011 | Chefs & Head Cooks | 46 | \$16.79 | \$14.22 | \$16.40 | \$18.36 | \$34,935 |
| 17-2041 | Chemical Engineers | 136 | \$49.38 | \$40.62 | \$50.76 | \$58.47 | \$102,728 |
| 19-4031 | Chemical Technicians | 204 | \$22.93 | \$14.56 | \$21.16 | \$29.63 | \$47,711 |
| 19-2031 | Chemists | 753 | \$43.58 | \$33.62 | \$42.85 | \$52.90 | \$90,657 |
| 11-1011 | Chief Executives | 98 | \$78.03 | \$45.64 | \$70.18 | | \$162,294 |
| 39-9011 | Child Care Wkrs | 380 | \$10.67 | \$9.11 | \$9.58 | \$12.34 | \$22,192 |
| 21-1021 | Child, Family, & School Social Wkrs | 131 | \$17.28 | \$14.04 | \$16.14 | \$19.71 | \$35,944 |
| 17-3022 | Civil Engineering Technicians | 121 | \$27.09 | \$21.51 | \$25.15 | \$30.29 | \$56,338 |
| 17-2051 | Civil Engineers | | \$46.21 | \$35.33 | \$45.98 | \$56.38 | \$96,134 |
| 13-1031 | Claims Adjusters, Examiners, & Investigators | 49 | \$31.23 | \$26.16 | \$31.33 | \$35.12 | \$64,969 |
| 53-7061 | Cleaners of Vehicles & Equipment | 281 | \$12.00 | \$9.41 | \$10.74 | \$13.32 | \$24,947 |
| 51-9192 | Cleaning/Washing/Metal Pickling Equipment Ops & Tenders | 167 | \$14.72 | \$10.55 | \$12.65 | \$15.91 | \$30,621 |
| 21-2011 | Clergy | 46 | \$31.08 | \$27.20 | \$31.23 | \$34.86 | \$64,655 |
| 19-3031 | Clinical, Counseling, & School Psychologists | 43 | \$32.66 | \$26.65 | \$31.63 | \$39.03 | \$67,937 |
| 27-2022 | Coaches & Scouts | 232 | | | | | \$32,224 |
| 35-3021 | Comb Food Preparation & Serving Wkrs, Inc Fast Food | 3,131 | \$10.54 | \$9.11 | \$9.42 | \$11.16 | \$21,929 |
| 21-1798 | Community & Social Service Specialists, All Other | 26 | \$22.94 | \$19.08 | \$22.65 | \$27.46 | \$47,715 |
| 13-1141 | Compensation, Benefits, & Job Analysis Specialists | 17 | \$28.11 | \$23.42 | \$27.43 | \$32.41 | \$58,454 |
| 13-1041 | Compliance Ofcrrs (Not Ag/Const/Safety/Transportn) | 195 | \$34.81 | \$24.82 | \$32.10 | \$43.77 | \$72,403 |
| 11-3021 | Computer & Information Systems Mgrs | 161 | \$65.56 | \$50.12 | \$61.75 | \$75.46 | \$136,361 |
| 15-1799 | Computer Occupations, All Other | | \$35.94 | \$30.95 | \$35.06 | \$42.56 | \$74,754 |
| 43-9011 | Computer Operators | 34 | \$23.04 | \$15.04 | \$17.74 | \$24.28 | \$47,926 |
| 15-1131 | Computer Programmers | 18 | \$35.94 | \$27.50 | \$32.06 | \$37.80 | \$74,765 |
| 15-1132 | Computer Software Engineers, Applications | 218 | \$41.33 | \$30.83 | \$39.53 | \$45.47 | \$85,966 |

| SOC Code | Kennewick-Richland-Pasco, WA MSA Occupational Title | Estimated Employment | Average Wage | Percentiles | | | Annual Wage |
|----------|--|----------------------|--------------|-------------|---------|---------|-------------|
| | | | | 25th | 50th | 75th | |
| 15-1133 | Computer Software Engineers, Systems Software | 11 | \$42.71 | \$22.21 | \$40.98 | \$55.77 | \$88,842 |
| 15-1150 | Computer Support Specialists | 400 | \$24.40 | \$20.30 | \$23.00 | \$27.32 | \$50,770 |
| 15-1121 | Computer Systems Analysts | 471 | \$40.54 | \$33.04 | \$38.26 | \$46.41 | \$84,321 |
| 49-2011 | Computer, Automated Teller, & Office Machine Repairers | 52 | \$18.19 | \$12.98 | \$14.34 | \$21.91 | \$37,849 |
| 19-1031 | Conservation Scientists | 13 | \$26.83 | \$24.28 | \$25.51 | \$28.41 | \$55,824 |
| 47-4011 | Construction & Building Inspectors | 107 | \$30.11 | \$24.71 | \$30.14 | \$33.94 | \$62,628 |
| 47-4799 | Construction & Related Workers, All Other | 82 | | | | | |
| 47-2061 | Construction Laborers | 820 | \$18.37 | \$13.03 | \$16.28 | \$21.76 | \$38,203 |
| 11-9021 | Construction Mgrs | 220 | \$59.84 | \$43.68 | \$57.59 | \$71.50 | \$124,479 |
| 47-1011 | Construction Trades/Extraction Wkrs, 1st-Ln Spvs/Mgrs | 968 | \$31.13 | \$24.34 | \$29.79 | \$38.72 | \$64,745 |
| 49-9012 | Control & Valve Installers & Repairers (Not Mech Door) | 36 | \$28.11 | \$19.97 | \$23.71 | \$37.29 | \$58,466 |
| 53-7011 | Conveyor Operators & Tenders | | \$15.43 | \$12.48 | \$14.25 | \$16.97 | \$32,079 |
| 35-2019 | Cooks, All Other | 53 | \$11.18 | \$10.01 | \$10.77 | \$11.52 | \$23,257 |
| 35-2011 | Cooks, Fast Food | | \$9.76 | \$9.06 | \$9.38 | \$10.53 | \$20,300 |
| 35-2012 | Cooks, Institution & Cafeteria | 253 | \$12.57 | \$10.35 | \$11.58 | \$14.41 | \$26,152 |
| 35-2014 | Cooks, Restaurant | 543 | \$11.99 | \$10.42 | \$11.80 | \$13.56 | \$24,957 |
| 35-2015 | Cooks, Short Order | | \$9.60 | \$9.11 | \$9.38 | \$9.76 | \$19,978 |
| 51-9193 | Cooling & Freezing Equipment Operators & Tenders | 67 | \$15.44 | \$11.32 | \$16.01 | \$18.55 | \$32,112 |
| 13-1051 | Cost Estimators | 282 | \$34.90 | \$21.99 | \$32.93 | \$46.21 | \$72,605 |
| 41-2021 | Counter & Rental Clerks | 609 | \$12.39 | \$9.47 | \$10.57 | \$14.14 | \$25,763 |
| 35-3022 | Counter Attendants, Cafeteria, Concession, Coffee Shop | 275 | \$9.89 | \$8.97 | \$9.18 | \$9.41 | \$20,567 |
| 43-5021 | Couriers & Messengers | 103 | \$15.32 | \$11.84 | \$13.28 | \$15.47 | \$31,859 |
| 43-4031 | Court, Municipal, & License Clerks | 186 | \$19.00 | \$15.59 | \$18.98 | \$23.02 | \$39,532 |
| 53-7021 | Crane & Tower Operators | 38 | \$30.54 | \$26.19 | \$29.18 | \$34.99 | \$63,517 |
| 13-2041 | Credit Analysts | | \$31.53 | \$24.27 | \$28.26 | \$35.35 | \$65,588 |
| 43-4041 | Credit Authorizers, Checkers, & Clerks | 18 | \$17.94 | \$13.24 | \$14.78 | \$21.13 | \$37,316 |
| 51-9021 | Crush/Grind/Polishing Machine Setters/Ops/Tenders | | \$10.83 | \$9.20 | \$9.46 | \$11.19 | \$22,523 |
| 43-4051 | Customer Svc Reps | 933 | \$14.09 | \$10.84 | \$13.15 | \$16.71 | \$29,315 |
| 51-9032 | Cutting & Slicing Machine Setters, Ops, & Tenders | 100 | \$11.25 | \$9.05 | \$9.30 | \$13.18 | \$23,389 |
| 43-9021 | Data Entry Keyers | 32 | \$15.16 | \$12.47 | \$14.70 | \$17.07 | \$31,534 |
| 15-1141 | Database Administrators | | \$38.63 | \$27.77 | \$38.45 | \$48.61 | \$80,335 |
| 31-9091 | Dental Assistants | 318 | \$20.48 | \$16.67 | \$20.79 | \$24.71 | \$42,595 |
| 29-2021 | Dental Hygienists | 240 | \$46.22 | \$41.42 | \$45.66 | \$52.35 | \$96,138 |
| 51-9081 | Dental Laboratory Technicians | 33 | \$18.02 | \$13.75 | \$18.85 | \$21.73 | \$37,479 |
| 29-1021 | Dentists, General | | \$100.89 | \$80.70 | | | \$209,836 |
| 43-9031 | Desktop Publishers | 13 | \$15.07 | \$12.69 | \$14.77 | \$17.31 | \$31,343 |
| 33-3021 | Detectives & Criminal Investigators | 32 | \$41.72 | \$28.53 | \$36.59 | \$57.96 | \$86,779 |
| 29-2032 | Diagnostic Medical Sonographers | 38 | \$35.65 | \$32.11 | \$34.94 | \$38.70 | \$74,142 |
| 29-1031 | Dietitians & Nutritionists | 39 | \$27.31 | \$24.21 | \$28.17 | \$32.50 | \$56,815 |
| 35-9011 | Dining Room & Cafeteria Attendants & Bartender Helpers | 284 | \$9.79 | \$9.03 | \$9.28 | \$9.68 | \$20,374 |
| 35-9021 | Dishwashers | 276 | \$9.63 | \$9.03 | \$9.29 | \$10.02 | \$20,030 |
| 43-5032 | Dispatchers, Not Police, Fire, & Ambulance | 107 | \$17.58 | \$11.17 | \$14.65 | \$23.69 | \$36,573 |
| 17-3019 | Drafters, All Other | 28 | \$25.69 | \$17.81 | \$25.50 | \$32.02 | \$53,427 |
| 53-3031 | Driver/Sales Wkrs | 329 | \$13.70 | \$11.61 | \$13.46 | \$14.82 | \$28,501 |
| 47-2081 | Drywall & Ceiling Tile Installers | 148 | \$21.32 | \$17.42 | \$20.71 | \$25.55 | \$44,346 |
| 47-5021 | Earth Drillers, Not Oil & Gas | | \$24.02 | \$21.54 | \$24.97 | \$27.33 | \$49,959 |
| 27-3041 | Editors | 37 | \$32.72 | \$26.13 | \$32.35 | \$40.47 | \$68,055 |
| 11-9031 | Educ Administrators, Preschool/Child Care Center/Pgms | 16 | \$18.17 | \$16.29 | \$17.63 | \$19.08 | \$37,799 |
| 11-9032 | Education Administrators, Elem & Secondary School | 185 | | | | | \$99,319 |
| 25-9099 | Education, Training, & Library Wkrs, All Other | 75 | \$18.41 | \$12.37 | \$15.72 | \$23.49 | \$38,276 |
| 21-1012 | Educational, Vocational, & School Counselors | 194 | \$28.57 | \$22.54 | \$29.07 | \$34.50 | \$59,415 |
| 17-3023 | Electrical & Electronic Engineering Technicians | 172 | \$32.91 | \$28.60 | \$33.86 | \$40.06 | \$68,452 |
| 51-2022 | Electrical & Electronic Equipment Assemblers | 47 | \$15.58 | \$12.15 | \$14.38 | \$20.04 | \$32,417 |
| 17-3012 | Electrical & Electronics Drafters | 20 | | | | | |
| 17-2071 | Electrical Engineers | 236 | \$45.79 | \$35.89 | \$46.60 | \$55.43 | \$95,249 |
| 49-9051 | Electrical Power-Line Installers & Repairers | 97 | \$36.08 | \$32.22 | \$37.11 | \$40.34 | \$75,041 |
| 47-2111 | Electricians | 660 | \$32.58 | \$24.74 | \$35.88 | \$41.52 | \$67,759 |
| 49-2096 | Electronic Equipment Installers/Repairers, Motor Veh | | \$13.09 | \$12.38 | \$13.18 | \$13.97 | \$27,236 |
| 49-2097 | Electronic Home Entertainment Equipment Install/Repair | 15 | \$20.25 | \$9.51 | \$24.25 | \$26.88 | \$42,124 |
| 17-2072 | Electronics Engineers, Not Computer | 108 | \$44.61 | \$31.88 | \$47.30 | \$55.98 | \$92,796 |
| 25-2021 | Elementary School Teachers, Not Special Education | 1,243 | | | | | \$58,214 |
| 43-4061 | Eligibility Interviewers, Government Programs | 78 | \$20.55 | \$18.53 | \$21.65 | \$23.17 | \$42,759 |

| SOC Code | Kennewick-Richland-Pasco, WA MSA Occupational Title | Estimated Employment | Average Wage | Percentiles | | | Annual Wage |
|----------|---|----------------------|--------------|-------------|---------|---------|-------------|
| | | | | 25th | 50th | 75th | |
| 11-9161 | Emergency Management Directors | | \$28.97 | \$21.47 | \$24.89 | \$31.82 | \$60,242 |
| 29-2041 | Emergency Medical Technicians & Paramedics | 81 | | | | | |
| 11-9041 | Engineering Mgrs | 705 | \$65.09 | \$54.37 | \$63.65 | \$73.75 | \$135,394 |
| 17-3029 | Engineering Technicians, Not Drafters, All Other | 196 | \$26.03 | \$17.74 | \$26.76 | \$33.97 | \$54,154 |
| 17-2199 | Engineers, All Other | 450 | \$50.16 | \$42.08 | \$51.80 | \$58.87 | \$104,338 |
| 17-3025 | Environmental Engineering Technicians | 94 | \$30.65 | \$29.71 | \$32.18 | \$34.65 | \$63,755 |
| 17-2081 | Environmental Engineers | 331 | \$47.56 | \$37.76 | \$46.30 | \$55.96 | \$98,918 |
| 19-4091 | Environmental Science & Protection Techs (Inc Health) | 340 | \$33.13 | \$25.96 | \$36.65 | \$41.24 | \$68,899 |
| 19-2041 | Environmental Scientists & Specialists (Inc Health) | 463 | \$45.13 | \$36.24 | \$45.41 | \$54.23 | \$93,874 |
| 53-7032 | Excavating & Loading Machine & Dragline Operators | 23 | \$35.60 | \$23.09 | \$34.09 | \$49.55 | \$74,047 |
| 43-6011 | Executive Secretaries & Administrative Assistants | 485 | \$24.73 | \$21.05 | \$24.10 | \$27.88 | \$51,431 |
| 29-1062 | Family & General Practitioners | | \$79.18 | \$43.25 | \$67.99 | | \$164,694 |
| 49-3041 | Farm Equipment Mechanics | 59 | \$17.52 | \$12.31 | \$16.34 | \$21.55 | \$36,437 |
| 45-1011 | Farming, Fishing, & Forestry Wkrs, 1st-Ln Sprvs/Mgrs | 68 | \$25.68 | \$18.63 | \$25.61 | \$32.98 | \$53,401 |
| 45-2092 | FarmWkrs & Laborers, Crop, Nursery, & Greenhouse | 808 | \$11.32 | \$9.22 | \$10.17 | \$11.48 | \$23,535 |
| 45-2093 | FarmWkrs, Farm & Ranch Animals | 12 | \$16.17 | \$13.66 | \$16.34 | \$18.53 | \$33,634 |
| 43-4071 | File Clerks | 88 | \$14.30 | \$10.67 | \$13.34 | \$17.84 | \$29,743 |
| 13-2051 | Financial Analysts | 73 | \$35.80 | \$27.22 | \$34.50 | \$43.74 | \$74,460 |
| 13-2061 | Financial Examiners | 22 | \$27.92 | \$24.25 | \$25.49 | \$30.68 | \$58,091 |
| 11-3031 | Financial Mgrs | 244 | \$50.88 | \$41.39 | \$51.03 | \$58.82 | \$105,831 |
| 13-2099 | Financial Specialists, All Other | 48 | \$25.92 | \$20.68 | \$23.85 | \$30.16 | \$53,914 |
| 33-2011 | Fire Fighters | 148 | \$26.61 | \$14.94 | \$30.16 | \$34.60 | \$55,333 |
| 33-1021 | Fire Fighting & Prevention Wkrs, 1st-Ln spvrs/Mgrs of | 42 | \$43.12 | \$39.02 | \$42.97 | \$47.39 | \$89,680 |
| 39-9031 | Fitness Trainers & Aerobics Instructors | 247 | \$19.75 | \$13.25 | \$18.56 | \$25.90 | \$41,077 |
| 27-1023 | Floral Designers | 14 | \$12.52 | \$9.43 | \$12.60 | \$14.90 | \$26,041 |
| 51-3092 | Food Batchmakers | 143 | \$12.84 | \$10.69 | \$12.07 | \$14.31 | \$26,706 |
| 35-1012 | Food Preparation & Serving Wkrs, 1st-Ln Spvrs/Mgrs of | 656 | \$14.99 | \$12.26 | \$14.94 | \$17.50 | \$31,178 |
| 35-2021 | Food Preparation Wkrs | 259 | \$11.91 | \$9.30 | \$10.70 | \$14.80 | \$24,775 |
| 19-1012 | Food Scientists & Technologists | 55 | \$20.68 | \$16.88 | \$18.92 | \$22.66 | \$43,014 |
| 35-3041 | Food Servers, Nonrestaurant | 152 | \$10.03 | \$9.10 | \$9.44 | \$10.71 | \$20,876 |
| 11-9051 | Food Svc Mgrs | 80 | \$26.54 | \$20.48 | \$22.87 | \$29.72 | \$55,200 |
| 43-3041 | Gaming Cage Wkrs | 21 | \$10.19 | \$9.03 | \$9.26 | \$9.49 | \$21,198 |
| 39-3011 | Gaming Dealers | 222 | \$14.11 | \$12.33 | \$13.35 | \$14.37 | \$29,345 |
| 39-1011 | Gaming Supervisors | 25 | \$15.22 | \$13.40 | \$15.64 | \$17.26 | \$31,653 |
| 33-9031 | Gaming Surveillance Officers & Gaming Investigators | 22 | \$11.21 | \$10.20 | \$10.97 | \$11.88 | \$23,318 |
| 11-1021 | General & Operations Mgrs | 897 | \$59.60 | \$37.94 | \$52.28 | \$75.66 | \$123,964 |
| 19-4041 | Geological & Petroleum Technicians | | \$24.92 | \$22.18 | \$25.41 | \$28.13 | \$51,843 |
| 19-2042 | Geoscientists, Not Hydrologists & Geographers | 132 | \$39.77 | \$27.34 | \$38.42 | \$50.14 | \$82,715 |
| 45-2041 | Graders & Sorters, Agricultural Products | 501 | \$9.63 | \$8.97 | \$9.18 | \$9.41 | \$20,024 |
| 27-1024 | Graphic Designers | 97 | \$23.56 | \$16.37 | \$20.80 | \$31.26 | \$49,011 |
| 51-9022 | Grinding & Polishing Wkrs, Hand | | \$16.77 | \$16.01 | \$17.09 | \$18.16 | \$34,889 |
| 39-5012 | Hairdressers, Hairstylists, & Cosmetologists | 335 | \$12.24 | \$9.51 | \$10.77 | \$12.86 | \$25,445 |
| 53-1021 | Hand Labor/Material Movers/Helpers, 1st-Ln Spvrs/Mgrs | 125 | \$22.31 | \$15.07 | \$23.88 | \$28.92 | \$46,399 |
| 47-4041 | Hazardous Materials Removal Wkrs | 713 | \$26.57 | \$20.23 | \$22.93 | \$33.39 | \$55,270 |
| 17-2111 | Health & Safety Engineers (Not Mining) | 294 | \$46.04 | \$37.95 | \$47.43 | \$56.10 | \$95,776 |
| 21-1091 | Health Educators | 41 | \$16.56 | \$13.23 | \$14.48 | \$17.02 | \$34,445 |
| 29-2799 | Health Technologists & Technicians, All Other | | \$25.97 | \$20.81 | \$25.90 | \$29.07 | \$54,025 |
| 31-9799 | Healthcare Support Workers, All Other | 286 | \$16.08 | \$12.92 | \$14.44 | \$17.70 | \$33,437 |
| 49-9021 | Heating, Air Cond, Refrigeration Mechanics & Installers | 206 | \$25.81 | \$21.02 | \$25.03 | \$30.79 | \$53,679 |
| 47-3013 | Helpers--Electricians | | \$12.99 | \$10.78 | \$12.38 | \$15.15 | \$27,015 |
| 49-9098 | Helpers--Installation, Maintenance, & Repair Wkrs | 110 | \$12.69 | \$9.28 | \$11.08 | \$15.46 | \$26,377 |
| 51-9198 | Helpers--Production Wkrs | 242 | \$11.80 | \$10.29 | \$11.40 | \$13.24 | \$24,529 |
| 47-4051 | Highway Maintenance Wkrs | 111 | \$21.96 | \$19.77 | \$21.54 | \$25.58 | \$45,676 |
| 25-1125 | History Teachers, Postsecondary | 13 | | | | | \$78,410 |
| 31-1011 | Home Health Aides | 300 | \$10.67 | \$9.83 | \$10.56 | \$11.28 | \$22,186 |
| 35-9031 | Hosts & Hostesses, Restaurant, Lounge, & Coffee Shop | 172 | \$9.56 | \$9.01 | \$9.22 | \$9.45 | \$19,879 |
| 43-4081 | Hotel, Motel, & Resort Desk Clerks | 174 | \$10.48 | \$9.29 | \$10.22 | \$11.38 | \$21,799 |
| 37-1011 | Housekeeping/Janitorial Wkrs, 1st-Line Spvs/Mgrs | 105 | \$16.30 | \$13.73 | \$16.14 | \$18.08 | \$33,896 |
| 13-1078 | HR, Labor Relations, & Training Spec, All Other | 368 | \$30.30 | \$22.54 | \$28.21 | \$36.99 | \$63,031 |
| 43-4161 | Human Resources Assistants, Not Payroll & Timekeeping | 75 | \$18.18 | \$14.73 | \$18.71 | \$21.35 | \$37,816 |
| 11-3121 | Human Resources Managers | 82 | \$52.58 | \$47.56 | \$53.17 | \$59.07 | \$109,358 |
| 19-2043 | Hydrologists | 59 | \$42.20 | \$32.27 | \$40.50 | \$51.89 | \$87,788 |

| SOC Code | Kennewick-Richland-Pasco, WA MSA Occupational Title | Estimated Employment | Average Wage | Percentiles | | | Annual Wage |
|----------|--|----------------------|--------------|-------------|---------|---------|-------------|
| | | | | 25th | 50th | 75th | |
| 17-3026 | Industrial Engineering Technicians | | \$29.70 | \$24.42 | \$27.57 | \$36.63 | \$61,772 |
| 17-2112 | Industrial Engineers | 413 | \$46.42 | \$39.23 | \$47.08 | \$54.72 | \$96,549 |
| 49-9041 | Industrial Machinery Mechanics | 192 | \$22.19 | \$17.54 | \$20.72 | \$24.45 | \$46,153 |
| 11-3051 | Industrial Production Mgrs | 58 | \$46.24 | \$35.73 | \$44.55 | \$55.53 | \$96,176 |
| 53-7051 | Industrial Truck & Tractor Operators | 563 | \$15.38 | \$11.70 | \$14.93 | \$17.95 | \$31,979 |
| 15-1179 | Info Security Analyst, Web Dvlpr, & Cptr Netwk Architect | 274 | \$31.45 | \$22.34 | \$28.36 | \$40.01 | \$65,432 |
| 43-4199 | Information & Record Clerks, All Other | 66 | \$18.10 | \$13.65 | \$17.27 | \$22.16 | \$37,642 |
| 51-9061 | Inspectors, Testers, Sorters, Samplers, & Weighers | 254 | \$14.01 | \$9.63 | \$12.50 | \$16.15 | \$29,151 |
| 49-9799 | Installation, Maintenance, & Repair Workers, All Other | 55 | \$26.17 | \$20.67 | \$25.75 | \$33.03 | \$54,435 |
| 25-9031 | Instructional Coordinators | 81 | \$30.20 | \$20.14 | \$27.89 | \$40.82 | \$62,810 |
| 47-2132 | Insulation Wkrs, Mechanical | 14 | \$30.63 | \$28.86 | \$32.15 | \$35.16 | \$63,714 |
| 43-9041 | Insurance Claims & Policy Processing Clerks | 15 | \$17.57 | \$15.70 | \$17.48 | \$19.53 | \$36,554 |
| 41-3021 | Insurance Sales Agents | 235 | \$19.14 | \$13.72 | \$16.60 | \$22.66 | \$39,823 |
| 27-3091 | Interpreters & Translators | 30 | \$18.50 | \$12.66 | \$19.62 | \$23.68 | \$38,479 |
| 43-4111 | Interviewers, Not Eligibility & Loan | 114 | \$16.89 | \$14.43 | \$16.64 | \$18.79 | \$35,128 |
| 37-2011 | Janitors & Cleaners, Not Maids & Housekeeping Cleaners | 1,512 | \$12.20 | \$9.28 | \$10.60 | \$14.83 | \$25,364 |
| 23-1023 | Judges, Magistrate Judges, & Magistrates | | \$54.83 | \$42.32 | \$56.10 | \$66.67 | \$114,057 |
| 25-2012 | Kindergarten Teachers, Not Special Education | | | | | | \$38,765 |
| 53-7062 | Laborers & Freight, Stock, & Material Movers, Hand | 1,807 | \$13.14 | \$10.27 | \$12.31 | \$14.81 | \$27,336 |
| 37-1012 | Landscape, Lawn, Groundskeep Wkrs, 1st-Line Supvrs/Mgrs | 47 | \$23.05 | \$20.57 | \$24.73 | \$27.35 | \$47,933 |
| 37-3011 | Landscaping & Groundskeeping Wkrs | 704 | \$12.75 | \$10.31 | \$11.92 | \$14.12 | \$26,527 |
| 51-6011 | Laundry & Dry-Cleaning Wkrs | | \$10.39 | \$9.09 | \$9.38 | \$11.14 | \$21,599 |
| 23-1011 | Lawyers | 111 | \$40.98 | \$28.23 | \$34.24 | \$49.30 | \$85,241 |
| 43-6012 | Legal Secretaries | 152 | \$17.48 | \$16.03 | \$17.30 | \$18.68 | \$36,363 |
| 23-2099 | Legal Support Wkrs, All Other | 32 | \$31.67 | \$24.86 | \$27.47 | \$30.25 | \$65,873 |
| 11-1031 | Legislators | 82 | | | | | |
| 25-4021 | Librarians | 96 | \$31.72 | \$28.20 | \$32.02 | \$35.22 | \$65,977 |
| 43-4121 | Library Assistants, Clerical | 63 | \$15.07 | \$13.17 | \$15.01 | \$17.34 | \$31,335 |
| 25-4031 | Library Technicians | 44 | \$17.55 | \$13.96 | \$17.70 | \$21.21 | \$36,490 |
| 29-2061 | Licensed Practical & Licensed Vocational Nurses | 284 | \$20.44 | \$18.39 | \$20.57 | \$22.62 | \$42,513 |
| 33-9092 | Lifeguards, Ski Patrol, Recreational Protective Svc Wkrs | | \$9.99 | \$9.08 | \$9.40 | \$10.72 | \$20,783 |
| 13-2071 | Loan Counselors | 17 | \$17.14 | \$14.00 | \$16.22 | \$18.97 | \$35,654 |
| 43-4131 | Loan Interviewers & Clerks | 145 | \$17.88 | \$15.10 | \$17.36 | \$20.61 | \$37,178 |
| 13-2072 | Loan Officers | 175 | \$42.64 | \$31.41 | \$39.77 | \$51.96 | \$88,687 |
| 49-9094 | Locksmiths & Safe Repairers | 28 | \$16.45 | \$14.47 | \$16.58 | \$18.39 | \$34,213 |
| 13-1081 | Logisticians | 129 | \$40.25 | \$30.39 | \$37.76 | \$48.06 | \$83,721 |
| 51-4041 | Machinists | 110 | \$23.95 | \$19.47 | \$23.91 | \$29.46 | \$49,811 |
| 37-2012 | Maids & Housekeeping Cleaners | 646 | \$10.53 | \$9.12 | \$9.54 | \$11.11 | \$21,910 |
| 49-9071 | Maintenance & Repair Workers, General | 891 | \$21.41 | \$14.31 | \$20.25 | \$26.40 | \$44,518 |
| 49-9043 | Maintenance Wkrs, Machinery | 86 | \$19.80 | \$16.61 | \$19.30 | \$22.65 | \$41,184 |
| 13-1111 | Management Analysts | 132 | \$37.80 | \$25.62 | \$35.87 | \$47.74 | \$78,639 |
| 13-1161 | Market Research Analysts | 130 | \$29.11 | \$20.92 | \$27.26 | \$36.13 | \$60,532 |
| 11-2021 | Marketing Mgrs | 43 | \$52.40 | \$38.19 | \$51.36 | \$68.98 | \$108,978 |
| 31-9011 | Massage Therapists | | \$25.84 | \$11.21 | \$31.74 | \$34.50 | \$53,748 |
| 53-7199 | Material Moving Wkrs, All Other | | \$15.84 | \$14.06 | \$15.90 | \$17.68 | \$32,949 |
| 17-2131 | Materials Engineers | 18 | \$43.24 | \$34.14 | \$40.74 | \$49.61 | \$89,939 |
| 51-3022 | Meat, Poultry, & Fish Cutters & Trimmers | 39 | \$12.09 | \$9.34 | \$11.25 | \$14.20 | \$25,159 |
| 17-3013 | Mechanical Drafters | 35 | \$27.40 | \$24.26 | \$27.10 | \$30.66 | \$56,998 |
| 17-3027 | Mechanical Engineering Technicians | 75 | \$32.85 | \$26.53 | \$32.57 | \$40.38 | \$68,330 |
| 17-2141 | Mechanical Engineers | 376 | \$47.15 | \$38.33 | \$47.01 | \$56.82 | \$98,056 |
| 49-1011 | Mechanics, Installers, Repairers, 1st-Ln Sprvs/Mgrs | 340 | \$31.62 | \$21.57 | \$31.20 | \$40.07 | \$65,757 |
| 29-2012 | Medical & Clinical Laboratory Technicians | 49 | \$19.82 | \$16.46 | \$18.92 | \$21.78 | \$41,227 |
| 29-2011 | Medical & Clinical Laboratory Technologists | 87 | \$26.51 | \$22.19 | \$26.16 | \$30.90 | \$55,137 |
| 11-9111 | Medical & Health Svcs Mgrs | 161 | \$44.76 | \$33.87 | \$41.44 | \$51.46 | \$93,102 |
| 21-1022 | Medical & Public Health Social Wkrs | 67 | \$25.53 | \$21.43 | \$25.75 | \$28.97 | \$53,103 |
| 31-9092 | Medical Assistants | 387 | \$15.40 | \$13.66 | \$15.73 | \$17.35 | \$32,042 |
| 31-9093 | Medical Equipment Preparers | 38 | \$15.03 | \$13.45 | \$15.66 | \$17.13 | \$31,246 |
| 29-2071 | Medical Records & Health Information Technicians | 168 | \$16.22 | \$12.75 | \$15.80 | \$19.07 | \$33,724 |
| 19-1042 | Medical Scientists, Not Epidemiologists | | \$38.53 | \$24.08 | \$28.93 | \$37.86 | \$80,127 |
| 43-6013 | Medical Secretaries | 515 | \$17.77 | \$15.21 | \$17.30 | \$20.26 | \$36,976 |
| 31-9094 | Medical Transcriptionists | | \$19.78 | \$16.69 | \$19.77 | \$22.27 | \$41,139 |
| 13-1121 | Meeting & Convention Planners | 30 | \$27.44 | \$22.83 | \$28.12 | \$32.70 | \$57,072 |

| SOC Code | Kennewick-Richland-Pasco, WA MSA Occupational Title | Estimated Employment | Average Wage | Percentiles | | | Annual Wage |
|----------|---|----------------------|--------------|-------------|---------|---------|-------------|
| | | | | 25th | 50th | 75th | |
| 21-1014 | Mental Health Counselors | 136 | \$21.09 | \$16.75 | \$20.14 | \$24.64 | \$43,877 |
| 27-1026 | Merchandise Displayers & Window Trimmers | 82 | \$12.33 | \$10.13 | \$11.67 | \$13.89 | \$25,644 |
| 43-5041 | Meter Readers, Utilities | 31 | \$21.28 | \$18.22 | \$21.33 | \$23.81 | \$44,264 |
| 11-9199 | Mgrs, All Other | 434 | \$61.12 | \$51.59 | \$61.58 | \$70.58 | \$127,114 |
| 25-2022 | Middle School Teachers (Not Special Ed & Vocational) | 459 | | | | | \$58,734 |
| 49-9044 | Millwrights | 50 | \$31.98 | \$30.92 | \$33.02 | \$35.13 | \$66,528 |
| 51-9023 | Mixing & Blending Machine Setters, Ops, & Tenders | 35 | \$16.59 | \$11.97 | \$15.73 | \$19.53 | \$34,496 |
| 49-3042 | Mobile Heavy Equipment Mechanics, Not Engines | 227 | \$25.89 | \$22.61 | \$25.84 | \$28.89 | \$53,849 |
| 49-3052 | Motorcycle Mechanics | | \$18.70 | \$16.38 | \$18.81 | \$21.16 | \$38,884 |
| 11-9121 | Natural Sciences Mgrs | 196 | \$68.78 | \$51.40 | \$65.94 | \$82.29 | \$143,077 |
| 15-1142 | Network & Computer Systems Administrators | 172 | \$35.50 | \$27.72 | \$34.69 | \$42.62 | \$73,829 |
| 43-4141 | New Accounts Clerks | 92 | \$18.06 | \$16.42 | \$17.77 | \$19.36 | \$37,568 |
| 39-2021 | Nonfarm Animal Caretakers | 69 | \$11.66 | \$9.47 | \$10.63 | \$12.04 | \$24,264 |
| 41-1012 | Non-Retail Sales Wkrs, 1st-Line spvrs/Mgrs of | 180 | \$32.48 | \$27.38 | \$31.91 | \$35.92 | \$67,544 |
| 17-2161 | Nuclear Engineers | 461 | \$49.24 | \$41.08 | \$49.67 | \$57.15 | \$102,420 |
| 31-1012 | Nursing Aides, Orderlies, & Attendants | 737 | \$13.09 | \$10.68 | \$12.72 | \$15.30 | \$27,228 |
| 29-1064 | Obstetricians & Gynecologists | | \$121.43 | | | | \$252,571 |
| 29-9011 | Occupational Health & Safety Specialists | 450 | \$36.43 | \$28.84 | \$35.93 | \$43.21 | \$75,763 |
| 29-9012 | Occupational Health & Safety Technicians | 410 | \$31.05 | \$26.43 | \$31.41 | \$36.22 | \$64,585 |
| 31-2011 | Occupational Therapist Assistants | | \$28.33 | \$24.12 | \$27.19 | \$33.26 | \$58,931 |
| 29-1122 | Occupational Therapists | 44 | \$36.23 | \$31.52 | \$35.18 | \$41.53 | \$75,344 |
| 43-1011 | Office & Admin Support Wkrs, 1st-Line spvrs/Mgrs of | 698 | \$25.27 | \$19.08 | \$23.94 | \$29.67 | \$52,550 |
| 43-9799 | Office & Administrative Support Workers, All Other | 328 | \$18.48 | \$14.86 | \$18.03 | \$21.63 | \$38,439 |
| 43-9061 | Office Clerks, General | 1,698 | \$15.04 | \$11.37 | \$14.23 | \$17.61 | \$31,280 |
| 43-9071 | Office Machine Operators, Not Computer | 21 | \$19.27 | \$16.11 | \$18.75 | \$22.02 | \$40,087 |
| 47-2073 | Operating Engineers/Construction Equipment Ops | 323 | \$27.99 | \$23.95 | \$27.67 | \$32.96 | \$58,224 |
| 29-2081 | Opticians, Dispensing | 64 | \$15.38 | \$12.53 | \$14.09 | \$17.44 | \$31,981 |
| 29-1041 | Optometrists | 27 | \$52.81 | \$45.91 | \$53.01 | \$61.15 | \$109,832 |
| 43-4151 | Order Clerks | 163 | \$13.21 | \$9.62 | \$12.36 | \$14.55 | \$27,475 |
| 49-3053 | Outdoor Power Equipment & Other Small Engine Mechanics | 62 | \$14.57 | \$11.40 | \$12.87 | \$14.45 | \$30,319 |
| 51-9111 | Packaging & Filling Machine Operators & Tenders | 638 | \$12.89 | \$10.17 | \$11.49 | \$14.96 | \$26,824 |
| 53-7064 | Packers & Packagers, Hand | 671 | \$10.42 | \$9.21 | \$9.59 | \$11.11 | \$21,670 |
| 47-2141 | Painters, Construction & Maintenance | 348 | \$18.65 | \$11.59 | \$14.69 | \$26.34 | \$38,787 |
| 51-9122 | Painters, Transportation Equipment | 32 | \$17.09 | \$15.79 | \$16.77 | \$17.76 | \$35,549 |
| 23-2011 | Paralegals & Legal Assistants | | \$17.87 | \$13.38 | \$15.27 | \$21.01 | \$37,178 |
| 53-6021 | Parking Lot Attendants | | \$12.52 | \$10.41 | \$12.33 | \$13.98 | \$26,032 |
| 41-2022 | Parts Salespersons | 265 | \$14.88 | \$11.42 | \$13.88 | \$17.65 | \$30,940 |
| 43-3051 | Payroll & Timekeeping Clerks | 128 | \$17.53 | \$13.39 | \$17.29 | \$21.25 | \$36,472 |
| 39-9021 | Personal & Home Care Aides | 181 | \$10.39 | \$9.59 | \$10.40 | \$11.18 | \$21,604 |
| 13-2052 | Personal Financial Advisors | 34 | | | | | |
| 39-1021 | Personal Svc Wkrs, 1st-Line Supervisors/Mgrs of | 64 | \$18.63 | \$14.06 | \$17.35 | \$21.05 | \$38,761 |
| 37-3012 | Pesticide Handlers, Sprayers, & Applicators, Vegetation | | \$16.86 | \$13.22 | \$15.43 | \$19.99 | \$35,050 |
| 29-1051 | Pharmacists | 139 | \$57.92 | \$52.75 | \$58.65 | \$65.72 | \$120,493 |
| 31-9095 | Pharmacy Aides | | \$12.03 | \$9.86 | \$12.19 | \$13.78 | \$25,011 |
| 29-2052 | Pharmacy Technicians | 184 | \$17.69 | \$15.16 | \$17.55 | \$20.36 | \$36,783 |
| 29-1069 | Phys/Surgeons, A/O (Cardiologists, Dermatologists, etc) | 295 | \$97.90 | \$79.22 | \$90.06 | | \$203,619 |
| 31-2022 | Physical Therapist Aides | | \$11.65 | \$10.37 | \$11.34 | \$12.99 | \$24,234 |
| 31-2021 | Physical Therapist Assistants | | \$21.60 | \$17.45 | \$20.28 | \$25.76 | \$44,941 |
| 29-1123 | Physical Therapists | 125 | \$41.32 | \$32.66 | \$38.66 | \$45.19 | \$85,949 |
| 29-1071 | Physician Assistants | 38 | \$46.86 | \$40.46 | \$43.87 | \$53.00 | \$97,475 |
| 19-2012 | Physicists | 290 | \$50.14 | \$40.02 | \$50.87 | \$62.68 | \$104,303 |
| 47-3015 | Pipelayer, Plumber, Pipefitter, Steamfitter Helpers | | \$14.71 | \$9.58 | \$14.95 | \$18.36 | \$30,591 |
| 47-2151 | Pipelayers | 95 | \$27.44 | \$23.39 | \$29.72 | \$33.15 | \$57,066 |
| 47-2161 | Plasterers & Stucco Masons | | \$16.22 | \$14.20 | \$16.22 | \$17.87 | \$33,752 |
| 47-2152 | Plumbers, Pipefitters, & Steamfitters | 512 | \$27.49 | \$19.75 | \$28.85 | \$34.30 | \$57,182 |
| 33-1012 | Police & Detectives, 1st-Line Supervisors/Mgrs of | 89 | \$43.22 | \$38.12 | \$44.31 | \$50.74 | \$89,890 |
| 33-3051 | Police & Sheriff's Patrol Officers | 418 | \$33.51 | \$29.55 | \$34.18 | \$39.49 | \$69,698 |
| 43-5031 | Police, Fire, & Ambulance Dispatchers | | \$22.02 | \$18.04 | \$21.18 | \$25.16 | \$45,798 |
| 43-5051 | Postal Svc Clerks | 30 | \$25.59 | \$25.88 | \$25.89 | \$26.44 | \$53,224 |
| 43-5052 | Postal Svc Mail Carriers | 192 | \$25.50 | \$24.17 | \$27.06 | \$27.07 | \$53,036 |
| 43-5053 | Postal Svc Mail Sorters/Processors/Processing Mach Ops | 53 | \$24.02 | \$24.29 | \$25.88 | \$25.89 | \$49,962 |
| 11-9131 | Postmasters & Mail Superintendents | 11 | \$35.11 | \$24.65 | \$37.37 | \$41.28 | \$73,046 |

| SOC Code | Kennewick-Richland-Pasco, WA MSA Occupational Title | Estimated Employment | Average Wage | Percentiles | | | Annual Wage |
|----------|--|----------------------|--------------|-------------|---------|---------|-------------|
| | | | | 25th | 50th | 75th | |
| 25-2011 | Preschool Teachers, Not Special Education | 241 | \$11.98 | \$10.22 | \$11.40 | \$13.33 | \$24,930 |
| 51-5112 | Printing Press Operators | 45 | \$15.31 | \$9.49 | \$13.39 | \$20.27 | \$31,834 |
| 43-3061 | Procurement Clerks | 37 | \$20.34 | \$16.59 | \$20.71 | \$24.39 | \$42,310 |
| 51-1011 | Production & Operating Wkrs, 1st-Line spvrs/Mgrs of | 274 | \$29.10 | \$17.92 | \$26.01 | \$35.49 | \$60,522 |
| 51-9399 | Production Workers, All Other | 143 | \$20.79 | \$13.62 | \$18.20 | \$28.21 | \$43,237 |
| 43-5061 | Production, Planning, & Expediting Clerks | 111 | \$24.23 | \$17.88 | \$23.57 | \$28.79 | \$50,408 |
| 11-9141 | Property, Real Estate, & Community Association Mgrs | 96 | \$25.88 | \$19.58 | \$22.57 | \$28.65 | \$53,823 |
| 33-1099 | Protective Svc Wkrs A/O, 1st-Line spvrs/Mgrs of | 45 | \$32.53 | \$25.33 | \$31.56 | \$36.50 | \$67,662 |
| 33-9099 | Protective Svc Wkrs, All Other | 70 | \$29.17 | \$17.30 | \$26.99 | \$35.34 | \$60,675 |
| 11-2031 | Public Relations Mgrs | 25 | \$50.72 | \$40.83 | \$52.14 | \$61.25 | \$105,503 |
| 27-3031 | Public Relations Specialists | 126 | \$33.86 | \$24.36 | \$34.00 | \$42.52 | \$70,412 |
| 13-1023 | Purchasing Agents (Not Wholesale/Retail/Farm Prodcnts) | 426 | \$34.98 | \$26.09 | \$33.08 | \$44.13 | \$72,761 |
| 11-3061 | Purchasing Mgrs | 107 | \$58.30 | \$50.15 | \$59.55 | \$68.33 | \$121,243 |
| 29-2037 | Radiologic Technologists & Technicians | 152 | \$28.64 | \$24.79 | \$28.02 | \$32.95 | \$59,559 |
| 41-9022 | Real Estate Sales Agents | 51 | \$33.13 | \$13.62 | \$32.76 | \$45.57 | \$68,909 |
| 43-4171 | Receptionists & Information Clerks | 820 | \$12.79 | \$10.86 | \$12.66 | \$14.24 | \$26,600 |
| 39-9032 | Recreation Wkrs | 102 | \$11.76 | \$9.03 | \$9.31 | \$11.43 | \$24,465 |
| 29-1125 | Recreational Therapists | | \$12.60 | \$10.41 | \$11.38 | \$13.27 | \$26,221 |
| 49-3092 | Recreational Vehicle Svc Technicians | | \$19.06 | \$16.02 | \$18.57 | \$22.06 | \$39,658 |
| 53-7081 | Refuse & Recyclable Material Collectors | 199 | \$20.65 | \$19.23 | \$20.67 | \$22.11 | \$42,947 |
| 29-1111 | Registered Nurses | 1,679 | \$34.07 | \$27.30 | \$32.75 | \$39.93 | \$70,857 |
| 21-1015 | Rehabilitation Counselors | 161 | \$23.90 | \$20.95 | \$25.51 | \$26.80 | \$49,698 |
| 29-1126 | Respiratory Therapists | 40 | \$28.32 | \$25.42 | \$28.18 | \$31.84 | \$58,908 |
| 41-1011 | Retail Sales Wkrs, 1st-Line Supervisors/Mgrs of | 963 | \$21.13 | \$15.31 | \$18.31 | \$24.68 | \$43,946 |
| 41-2031 | Retail Salespersons | 3,655 | \$12.57 | \$9.47 | \$10.84 | \$13.76 | \$26,158 |
| 47-2181 | Roofers | 111 | \$19.28 | \$15.70 | \$19.17 | \$22.87 | \$40,117 |
| 41-9799 | Sales & Related Workers, All Other | 113 | \$15.90 | \$10.89 | \$13.57 | \$19.97 | \$33,073 |
| 41-9031 | Sales Engineers | | \$41.70 | \$39.84 | \$42.45 | \$45.06 | \$86,724 |
| 11-2022 | Sales Mgrs | 104 | \$53.21 | \$32.99 | \$45.38 | \$66.47 | \$110,680 |
| 41-3099 | Sales Reps, Svcs, All Other | 277 | \$21.00 | \$12.85 | \$17.60 | \$22.89 | \$43,677 |
| 41-4012 | Sales Reps, Wholesale/Manuf (Not Tech/Sci Prdcts) | 645 | \$23.89 | \$14.72 | \$20.84 | \$29.34 | \$49,693 |
| 41-4011 | Sales Reps, Wholesale/Manuf, Tech.Scientific Prdcts | | \$28.64 | \$15.94 | \$25.13 | \$39.49 | \$59,572 |
| 25-2031 | Secondary School Teachers (Not Special/Voc Ed) | 625 | | | | | \$61,569 |
| 43-6014 | Secretaries, Not Legal, Medical, & Executive | 1,644 | \$17.72 | \$14.69 | \$17.67 | \$21.09 | \$36,875 |
| 41-3031 | Securities, Commodities, & Financial Svcs Sales Agents | 101 | \$28.01 | \$17.74 | \$21.77 | \$34.40 | \$58,259 |
| 33-9032 | Security Guards | 524 | \$17.76 | \$10.74 | \$17.17 | \$24.44 | \$36,957 |
| 25-3021 | Self-Enrichment Education Teachers | 97 | \$18.94 | \$15.48 | \$18.49 | \$22.01 | \$39,397 |
| 51-9012 | Separating & Filtering Machine Setters/Ops/Tndrs | 114 | \$21.19 | \$18.82 | \$21.33 | \$24.10 | \$44,081 |
| 47-4071 | Septic Tank Svcrs & Sewer Pipe Cleaners | 37 | \$18.43 | \$13.30 | \$14.99 | \$22.22 | \$38,331 |
| 47-2211 | Sheet Metal Wkrs | 260 | \$24.89 | \$16.43 | \$25.73 | \$32.90 | \$51,768 |
| 43-5071 | Shipping, Receiving, & Traffic Clerks | 254 | \$16.20 | \$12.32 | \$15.49 | \$18.52 | \$33,710 |
| 51-3023 | Slaughterers & Meat Packers | 24 | \$12.40 | \$10.33 | \$11.46 | \$14.34 | \$25,777 |
| 11-9151 | Social & Community Svc Mgrs | 74 | \$35.42 | \$24.78 | \$33.00 | \$44.35 | \$73,673 |
| 21-1093 | Social & Human Svc Assistants | 309 | \$13.81 | \$10.67 | \$13.26 | \$16.57 | \$28,721 |
| 19-3099 | Social Scientists & Related Wkrs, All Other | 24 | \$41.23 | \$30.30 | \$37.02 | \$53.96 | \$85,762 |
| 21-1029 | Social Wkrs, All Other | 47 | \$18.19 | \$12.51 | \$16.20 | \$24.87 | \$37,844 |
| 19-1013 | Soil & Plant Scientists | 80 | \$28.98 | \$18.15 | \$25.99 | \$36.43 | \$60,283 |
| 25-2041 | Special Ed Teachers, Preschool, Kindergarten, Elementary | 151 | | | | | \$58,614 |
| 25-2053 | Special Education Teachers, Middle School | 46 | | | | | \$56,219 |
| 25-2054 | Special Education Teachers, Secondary School | 82 | | | | | \$60,768 |
| 29-1127 | Speech-Language Pathologists | 60 | \$32.91 | \$27.64 | \$31.99 | \$35.76 | \$68,449 |
| 51-8021 | Stationary Engineers & Boiler Operators | 40 | \$31.71 | \$29.88 | \$32.42 | \$34.90 | \$65,953 |
| 15-2041 | Statisticians | 15 | \$30.48 | \$24.67 | \$27.19 | \$35.79 | \$63,392 |
| 43-5081 | Stock Clerks & Order Fillers | 1,128 | \$13.41 | \$9.57 | \$11.57 | \$15.22 | \$27,909 |
| 47-2221 | Structural Iron & Steel Wkrs | 18 | \$32.15 | \$30.04 | \$33.59 | \$37.16 | \$66,871 |
| 21-1011 | Substance Abuse & Behavioral Disorder Counselors | | \$18.91 | \$14.55 | \$19.02 | \$22.60 | \$39,350 |
| 29-2055 | Surgical Technologists | | \$22.08 | \$19.15 | \$22.15 | \$25.68 | \$45,934 |
| 17-3031 | Surveying & Mapping Technicians | 55 | \$22.13 | \$19.51 | \$21.85 | \$24.87 | \$46,044 |
| 17-1022 | Surveyors | 23 | \$37.34 | \$32.48 | \$39.11 | \$43.44 | \$77,672 |
| 53-6031 | Svc Station Attendants | 124 | \$10.81 | \$9.28 | \$10.04 | \$11.79 | \$22,480 |
| 43-2011 | Switchboard Operators, Including Answering Svc | 51 | \$14.98 | \$11.29 | \$14.50 | \$17.49 | \$31,152 |
| 47-2082 | Tapers | 94 | \$18.78 | \$14.69 | \$16.97 | \$23.00 | \$39,052 |

| SOC Code | Kennewick-Richland-Pasco, WA MSA Occupational Title | Estimated Employment | Average Wage | Percentiles | | | Annual Wage |
|----------|--|----------------------|--------------|-------------|---------|---------|-------------|
| | | | | 25th | 50th | 75th | |
| 13-2082 | Tax Preparers | | \$15.78 | \$12.03 | \$15.12 | \$19.27 | \$32,812 |
| 53-3041 | Taxi Drivers & Chauffeurs | | \$10.77 | \$9.33 | \$10.04 | \$11.57 | \$22,410 |
| 25-9041 | Teacher Assistants | 1,401 | | | | | \$27,163 |
| 25-3999 | Teachers, Primary, Secondary, & Adult, All Others | 630 | | | | | \$30,191 |
| 51-2092 | Team Assemblers | 54 | \$14.59 | \$9.54 | \$14.06 | \$17.77 | \$30,336 |
| 27-3042 | Tech Writers | 121 | \$34.34 | \$25.12 | \$34.48 | \$42.70 | \$71,435 |
| 49-2022 | Telecom Equipment Installers & Repairers (Not Line) | 78 | \$23.28 | \$16.61 | \$23.71 | \$28.16 | \$48,431 |
| 49-9052 | Telecommunications Line Installers & Repairers | 61 | \$23.92 | \$20.84 | \$25.25 | \$28.02 | \$49,766 |
| 41-9041 | Telemarketers | | \$12.56 | \$9.90 | \$11.12 | \$13.59 | \$26,133 |
| 43-3071 | Tellers | 309 | \$13.61 | \$11.81 | \$13.30 | \$14.82 | \$28,303 |
| 47-2044 | Tile & Marble Setters | | \$21.65 | \$16.86 | \$19.69 | \$26.27 | \$45,022 |
| 49-3093 | Tire Repairers & Changers | 117 | \$12.05 | \$9.22 | \$9.76 | \$13.43 | \$25,047 |
| 23-2093 | Title Examiners, Abstractors, & Searchers | 25 | \$21.45 | \$16.33 | \$20.65 | \$23.07 | \$44,613 |
| 11-3131 | Training & Development Managers | 28 | \$56.96 | \$47.03 | \$54.86 | \$67.07 | \$118,476 |
| 13-1151 | Training & Development Specialists | 197 | \$36.24 | \$27.00 | \$37.25 | \$47.17 | \$75,367 |
| 11-3071 | Transportation, Storage, & Distribution Mgrs | 41 | \$43.24 | \$32.37 | \$39.07 | \$55.25 | \$89,941 |
| 53-1031 | Transpnt/Material-Mvng Vehicle Ops, 1st-Ln Spvrs/Mgrs | 166 | \$26.07 | \$19.79 | \$24.43 | \$32.57 | \$54,246 |
| 41-3041 | Travel Agents | 14 | \$18.03 | \$14.71 | \$16.91 | \$20.02 | \$37,516 |
| 53-3032 | Truck Drivers, Heavy & Tractor-Trailer | 861 | \$17.91 | \$14.32 | \$16.95 | \$20.61 | \$37,249 |
| 53-3033 | Truck Drivers, Light or Delivery Svcs | 500 | \$12.54 | \$9.18 | \$10.72 | \$14.37 | \$26,080 |
| 51-6093 | Upholsterers | 31 | \$15.80 | \$12.17 | \$14.86 | \$18.09 | \$32,850 |
| 19-3051 | Urban & Regional Planners | 47 | \$34.38 | \$26.79 | \$35.42 | \$42.39 | \$71,522 |
| 39-3031 | Ushers, Lobby Attendants, & Ticket Takers | 62 | \$9.65 | \$8.99 | \$9.21 | \$9.44 | \$20,079 |
| 29-1131 | Veterinarians | | \$52.58 | \$35.68 | \$45.79 | \$63.50 | \$109,355 |
| 31-9096 | Veterinary Assistants & Laboratory Animal Caretakers | 43 | \$10.77 | \$9.75 | \$10.63 | \$11.50 | \$22,401 |
| 29-2056 | Veterinary Technologists & Technicians | 49 | \$16.54 | \$14.35 | \$16.38 | \$18.55 | \$34,401 |
| 25-1194 | Vocational Education Teachers, Postsecondary | 210 | \$27.45 | \$16.58 | \$22.65 | \$38.17 | \$57,106 |
| 35-3031 | Waiters & Waitresses | 1,151 | \$12.29 | \$9.27 | \$12.54 | \$13.96 | \$25,569 |
| 51-8031 | Water & Liquid Waste Treatment Plant & System Ops | 79 | \$23.58 | \$20.77 | \$24.20 | \$27.09 | \$49,052 |
| 43-5111 | Weighers, Measurers, Checkers, & Samplers, Recordkeeping | 107 | \$14.06 | \$12.17 | \$13.59 | \$15.06 | \$29,249 |
| 51-4121 | Welders, Cutters, Solderers, & Brazers | 205 | \$19.47 | \$15.92 | \$17.76 | \$22.10 | \$40,506 |
| 13-1022 | Wholesale & Retail Buyers, Not Farm Products | 47 | \$25.58 | \$22.14 | \$25.89 | \$28.61 | \$53,197 |
| 43-9022 | Word Processors & Typists | 19 | \$18.80 | \$13.65 | \$19.33 | \$22.80 | \$39,104 |
| 19-1023 | Zoologists & Wildlife Biologists | 42 | \$26.94 | \$21.24 | \$24.35 | \$29.57 | \$56,029 |

Lewiston, ID-Clarkston, WA MSA
2012 Occupational Employment
and Wage Estimates
Includes Nez Pierce, ID and Asotin, WA Counties



| SOC Code | Lewiston-Clarkston, ID-WA MSA Occupational Title | Estimated Employment | Average Wage | Percentiles | | | Annual Wage |
|----------|--|----------------------|--------------|-------------|---------|---------|-------------|
| | | | | 25th | 50th | 75th | |
| 13-2011 | Accountants & Auditors | 152 | \$29.22 | \$22.36 | \$26.47 | \$31.78 | \$60,765 |
| 11-3011 | Administrative Svcs Mgrs | 43 | \$29.99 | \$19.28 | \$27.08 | \$39.32 | \$62,373 |
| 41-3011 | Advertising Sales Agents | 20 | \$17.26 | \$12.34 | \$13.99 | \$21.29 | \$35,900 |
| 39-3091 | Amusement & Recreation Attendants | 17 | \$9.84 | \$8.82 | \$9.43 | \$11.09 | \$20,469 |
| 13-2021 | Appraisers & Assessors of Real Estate | 11 | \$21.12 | \$17.86 | \$20.72 | \$24.64 | \$43,919 |
| 49-3021 | Automotive Body & Related Repairers | 25 | \$21.17 | \$17.34 | \$21.45 | \$25.88 | \$44,044 |
| 49-3023 | Automotive Svc Technicians & Mechanics | 134 | \$21.77 | \$15.55 | \$18.20 | \$23.39 | \$45,278 |
| 51-3011 | Bakers | 31 | \$14.78 | \$11.16 | \$15.16 | \$17.79 | \$30,746 |
| 35-3011 | Bartenders | 113 | \$9.89 | \$8.11 | \$8.83 | \$11.33 | \$20,571 |
| 43-3011 | Bill & Account Collectors | 46 | \$17.62 | \$13.23 | \$14.56 | \$18.50 | \$36,662 |
| 43-3021 | Billing & Posting Clerks & Machine Operators | 101 | \$15.60 | \$12.95 | \$15.25 | \$17.93 | \$32,464 |
| 43-3031 | Bookkeeping, Accounting, & Auditing Clerks | 378 | \$15.90 | \$13.13 | \$16.44 | \$18.63 | \$33,066 |
| 49-3031 | Bus & Truck Mechanics & Diesel Engine Specialists | 71 | \$20.86 | \$14.99 | \$20.17 | \$25.79 | \$43,384 |
| 53-3022 | Bus Drivers, School | 109 | \$15.85 | \$13.26 | \$16.85 | \$19.04 | \$32,980 |
| 53-3021 | Bus Drivers, Transit & Intercity | 37 | \$13.66 | \$12.81 | \$13.64 | \$14.47 | \$28,415 |
| 13-1199 | Business Operations Specialists, All Other | 108 | \$22.19 | \$17.25 | \$20.52 | \$26.02 | \$46,155 |
| 51-3021 | Butchers & Meat Cutters | | \$14.04 | \$12.55 | \$13.89 | \$15.47 | \$29,200 |
| 47-2031 | Carpenters | 133 | \$17.75 | \$15.51 | \$17.27 | \$20.02 | \$36,926 |
| 41-2011 | Cashiers | 661 | \$9.98 | \$8.44 | \$9.25 | \$10.69 | \$20,774 |
| 47-2051 | Cement Masons & Concrete Finishers | 17 | \$18.36 | \$16.06 | \$18.68 | \$21.13 | \$38,177 |
| 35-1011 | Chefs & Head Cooks | | \$12.10 | \$9.95 | \$11.52 | \$13.57 | \$25,169 |
| 11-1011 | Chief Executives | 20 | \$63.30 | \$42.38 | \$53.83 | \$75.73 | \$131,663 |
| 39-9011 | Child Care Wkrs | 346 | \$8.98 | \$8.24 | \$8.96 | \$9.47 | \$18,692 |
| 21-1021 | Child, Family, & School Social Wkrs | 68 | \$20.31 | \$16.01 | \$19.17 | \$22.87 | \$42,240 |
| 17-3022 | Civil Engineering Technicians | 38 | \$21.24 | \$19.44 | \$21.60 | \$24.07 | \$44,189 |
| 17-2051 | Civil Engineers | 31 | \$34.43 | \$28.51 | \$35.77 | \$41.53 | \$71,623 |
| 13-1031 | Claims Adjusters, Examiners, & Investigators | 26 | \$25.85 | \$19.28 | \$26.33 | \$31.64 | \$53,774 |
| 53-7061 | Cleaners of Vehicles & Equipment | 94 | \$10.20 | \$8.48 | \$9.53 | \$11.37 | \$21,212 |
| 19-3031 | Clinical, Counseling, & School Psychologists | 43 | \$36.53 | \$21.44 | \$27.26 | \$41.36 | \$75,980 |
| 27-2022 | Coaches & Scouts | 63 | | | | | \$29,735 |
| 35-3021 | Comb Food Preparation & Serving Wkrs, Inc Fast Food | 547 | \$9.91 | \$8.82 | \$9.72 | \$11.09 | \$20,611 |
| 21-1798 | Community & Social Service Specialists, All Other | | \$18.41 | \$15.94 | \$17.26 | \$18.59 | \$38,295 |
| 13-1041 | Compliance Ofcrs (Not Ag/Const/Safety/Transportn) | 41 | \$24.91 | \$16.88 | \$21.22 | \$30.76 | \$51,813 |
| 11-3021 | Computer & Information Systems Mgrs | 32 | \$39.72 | \$32.36 | \$35.52 | \$41.47 | \$82,604 |
| 15-1131 | Computer Programmers | 18 | \$23.59 | \$20.34 | \$22.58 | \$26.03 | \$49,065 |
| 15-1150 | Computer Support Specialists | 176 | \$21.15 | \$16.85 | \$19.78 | \$24.97 | \$43,993 |
| 19-1031 | Conservation Scientists | 14 | \$27.94 | \$20.93 | \$23.55 | \$36.34 | \$58,108 |
| 47-4011 | Construction & Building Inspectors | 14 | \$23.40 | \$19.53 | \$21.97 | \$28.69 | \$48,683 |
| 47-2061 | Construction Laborers | 182 | \$14.42 | \$12.39 | \$13.71 | \$15.61 | \$30,002 |
| 11-9021 | Construction Mgrs | 20 | \$49.67 | \$34.91 | \$43.60 | \$60.99 | \$103,301 |
| 47-1011 | Construction Trades/Extraction Wkrs, 1st-Ln Spvs/Mgrs | 70 | \$25.36 | \$19.92 | \$23.63 | \$28.58 | \$52,746 |
| 49-9012 | Control & Valve Installers & Repairers (Not Mech Door) | 18 | \$18.34 | \$15.91 | \$18.88 | \$21.24 | \$38,159 |
| 35-2011 | Cooks, Fast Food | 151 | \$8.70 | \$8.55 | \$8.98 | \$9.22 | \$18,089 |
| 35-2012 | Cooks, Institution & Cafeteria | 137 | \$11.09 | \$8.98 | \$10.82 | \$13.17 | \$23,058 |
| 35-2014 | Cooks, Restaurant | 138 | \$10.38 | \$8.81 | \$10.30 | \$11.82 | \$21,584 |
| 33-3012 | Correctional Officers & Jailers | 46 | \$17.10 | \$15.03 | \$17.10 | \$19.61 | \$35,564 |
| 13-1051 | Cost Estimators | | \$23.74 | \$16.78 | \$18.41 | \$28.32 | \$49,372 |
| 41-2021 | Counter & Rental Clerks | 57 | \$13.36 | \$9.27 | \$11.12 | \$16.15 | \$27,787 |
| 35-3022 | Counter Attendants, Cafeteria, Concession, Coffee Shop | 199 | \$9.00 | \$8.37 | \$8.94 | \$9.28 | \$18,733 |
| 43-5021 | Couriers & Messengers | 37 | \$12.91 | \$8.75 | \$12.20 | \$14.05 | \$26,842 |
| 43-4031 | Court, Municipal, & License Clerks | 54 | \$16.57 | \$13.65 | \$16.41 | \$19.19 | \$34,469 |
| 43-4051 | Customer Svc Reps | 300 | \$14.28 | \$10.61 | \$13.61 | \$17.59 | \$29,689 |
| 43-9021 | Data Entry Keyers | 13 | \$14.51 | \$12.20 | \$14.02 | \$17.43 | \$30,170 |
| 31-9091 | Dental Assistants | 46 | \$18.50 | \$13.92 | \$17.14 | \$24.08 | \$38,488 |
| 29-2021 | Dental Hygienists | 41 | \$34.40 | \$30.80 | \$34.49 | \$38.87 | \$71,549 |

| SOC Code | Lewiston-Clarkston, ID-WA MSA Occupational Title | Estimated Employment | Average Wage | Percentiles 25th | Percentiles 50th | Percentiles 75th | Annual Wage |
|----------|--|----------------------|--------------|------------------|------------------|------------------|-------------|
| 33-3021 | Detectives & Criminal Investigators | 17 | \$26.15 | \$25.10 | \$26.60 | \$28.65 | \$54,396 |
| 29-1031 | Dietitians & Nutritionists | 19 | \$23.60 | \$19.37 | \$23.40 | \$28.19 | \$49,093 |
| 35-9021 | Dishwashers | | \$8.18 | \$7.92 | \$8.46 | \$8.98 | \$17,013 |
| 43-5032 | Dispatchers, Not Police, Fire, & Ambulance | 31 | \$17.78 | \$13.25 | \$15.13 | \$21.52 | \$36,982 |
| 53-3031 | Driver/Sales Wkrs | 199 | \$15.64 | \$8.75 | \$11.45 | \$22.17 | \$32,524 |
| 11-9032 | Education Administrators, Elem & Secondary School | 60 | | | | | \$99,772 |
| 21-1012 | Educational, Vocational, & School Counselors | 35 | \$25.33 | \$20.85 | \$24.43 | \$31.13 | \$52,676 |
| 49-9051 | Electrical Power-Line Installers & Repairers | 37 | \$40.74 | \$38.36 | \$40.89 | \$44.10 | \$84,739 |
| 49-2094 | Electrical/Electronics Repairers, Industrial Equipmt | 18 | \$30.75 | \$25.41 | \$28.61 | \$35.15 | \$63,958 |
| 47-2111 | Electricians | 161 | \$23.56 | \$20.54 | \$24.60 | \$27.31 | \$49,013 |
| 25-2021 | Elementary School Teachers, Not Special Education | 197 | | | | | \$51,488 |
| 43-4061 | Eligibility Interviewers, Government Programs | 28 | \$19.79 | \$16.26 | \$20.42 | \$23.16 | \$41,165 |
| 11-9041 | Engineering Mgrs | 24 | \$39.38 | \$32.97 | \$36.28 | \$46.69 | \$81,921 |
| 17-2081 | Environmental Engineers | 12 | \$28.21 | \$25.50 | \$28.52 | \$31.06 | \$58,672 |
| 19-2041 | Environmental Scientists & Specialists (Inc Health) | 20 | \$25.92 | \$21.72 | \$24.23 | \$29.16 | \$53,924 |
| 43-6011 | Executive Secretaries & Administrative Assistants | 82 | \$20.05 | \$16.65 | \$19.77 | \$22.49 | \$41,703 |
| 45-1011 | Farming, Fishing, & Forestry Wkrs, 1st-Ln Sprvs/Mgrs | 11 | \$26.85 | \$22.37 | \$25.99 | \$29.15 | \$55,841 |
| 43-4071 | File Clerks | 35 | \$11.72 | \$9.26 | \$12.50 | \$13.93 | \$24,379 |
| 11-3031 | Financial Mgrs | 95 | \$35.97 | \$30.37 | \$35.99 | \$42.38 | \$74,835 |
| 33-2011 | Fire Fighters | 101 | \$20.99 | \$13.66 | \$16.49 | \$31.11 | \$43,649 |
| 33-1021 | Fire Fighting & Prevention Wkrs, 1st-Ln spvrs/Mgrs of | 26 | \$31.44 | \$25.75 | \$28.69 | \$34.99 | \$65,394 |
| 35-1012 | Food Preparation & Serving Wkrs, 1st-Ln Spvrs/Mgrs of | 145 | \$12.93 | \$9.96 | \$12.50 | \$14.99 | \$26,907 |
| 35-2021 | Food Preparation Wkrs | 106 | \$9.46 | \$8.47 | \$9.16 | \$9.84 | \$19,676 |
| 35-3041 | Food Servers, Nonrestaurant | 53 | \$11.38 | \$9.59 | \$11.51 | \$13.46 | \$23,670 |
| 11-9051 | Food Svc Mgrs | 31 | \$15.78 | \$13.24 | \$15.82 | \$17.96 | \$32,823 |
| 19-4093 | Forest & Conservation Technicians | 13 | \$16.87 | \$14.66 | \$17.28 | \$18.16 | \$35,086 |
| 39-4831 | Funeral Svc Mgrs, Dirs, Morticians, & Undertakers | | \$31.80 | \$30.27 | \$32.52 | \$34.75 | \$66,141 |
| 11-1021 | General & Operations Mgrs | 393 | \$35.40 | \$21.24 | \$32.67 | \$43.30 | \$73,625 |
| 27-1024 | Graphic Designers | | \$14.29 | \$10.58 | \$11.43 | \$16.63 | \$29,732 |
| 39-5012 | Hairdressers, Hairstylists, & Cosmetologists | 62 | \$9.67 | \$8.18 | \$8.93 | \$10.95 | \$20,114 |
| 53-1021 | Hand Labor/Material Movers/Helpers, 1st-Ln Spvrs/Mgrs | 24 | \$18.20 | \$14.83 | \$18.00 | \$21.39 | \$37,869 |
| 17-2111 | Health & Safety Engineers (Not Mining) | 30 | \$21.87 | \$20.21 | \$21.43 | \$22.64 | \$45,500 |
| 31-9799 | Healthcare Support Workers, All Other | 58 | \$13.47 | \$11.34 | \$13.12 | \$14.89 | \$28,024 |
| 49-9098 | Helpers--Installation, Maintenance, & Repair Wkrs | 21 | \$10.40 | \$8.36 | \$9.16 | \$10.95 | \$21,636 |
| 51-9198 | Helpers--Production Wkrs | 87 | \$14.58 | \$11.19 | \$15.95 | \$17.61 | \$30,335 |
| 47-4051 | Highway Maintenance Wkrs | 72 | \$18.92 | \$15.47 | \$19.00 | \$21.88 | \$39,361 |
| 31-1011 | Home Health Aides | | \$10.51 | \$9.55 | \$10.53 | \$11.50 | \$21,850 |
| 43-4081 | Hotel, Motel, & Resort Desk Clerks | 65 | \$8.81 | \$8.18 | \$8.91 | \$9.55 | \$18,326 |
| 37-1011 | Housekeeping/Janitorial Wkrs, 1st-Line Spvs/Mgrs | 14 | \$18.58 | \$13.15 | \$16.75 | \$23.78 | \$38,643 |
| 13-1078 | HR, Labor Relations, & Training Spec, All Other | 36 | \$24.14 | \$20.51 | \$23.15 | \$27.57 | \$50,204 |
| 43-4161 | Human Resources Assistants, Not Payroll & Timekeeping | 24 | \$19.59 | \$14.69 | \$19.08 | \$24.24 | \$40,751 |
| 49-9041 | Industrial Machinery Mechanics | 30 | \$24.40 | \$20.48 | \$23.34 | \$27.48 | \$50,750 |
| 11-3051 | Industrial Production Mgrs | 49 | \$36.08 | \$28.25 | \$39.19 | \$43.56 | \$75,036 |
| 53-7051 | Industrial Truck & Tractor Operators | 112 | \$14.05 | \$10.91 | \$14.76 | \$17.16 | \$29,218 |
| 15-1179 | Info Security Analyst, Web Dvlpr, & Cptr Netwk Architect | 16 | \$21.68 | \$19.68 | \$21.55 | \$23.45 | \$45,096 |
| 51-9061 | Inspectors, Testers, Sorters, Samplers, & Weighers | 75 | \$18.39 | \$15.29 | \$17.02 | \$18.72 | \$38,238 |
| 49-9799 | Installation, Maintenance, & Repair Workers, All Other | 22 | \$18.89 | \$12.94 | \$19.28 | \$24.30 | \$39,299 |
| 43-9041 | Insurance Claims & Policy Processing Clerks | 55 | | | | | |
| 41-3021 | Insurance Sales Agents | 64 | | | | | |
| 43-4111 | Interviewers, Not Eligibility & Loan | 48 | | | | | |
| 37-2011 | Janitors & Cleaners, Not Maids & Housekeeping Cleaners | 344 | \$12.50 | \$9.26 | \$11.68 | \$14.62 | \$26,000 |
| 23-1023 | Judges, Magistrate Judges, & Magistrates | 12 | \$37.57 | \$25.55 | \$34.18 | \$52.64 | \$78,148 |
| 25-2012 | Kindergarten Teachers, Not Special Education | | | | | | \$45,106 |
| 53-7062 | Laborers & Freight, Stock, & Material Movers, Hand | 155 | \$11.60 | \$9.76 | \$11.55 | \$13.32 | \$24,125 |
| 37-1012 | Landscape, Lawn, Groundskeep Wkrs, 1st-Line Supvrs/Mgrs | 25 | \$17.06 | \$14.54 | \$16.69 | \$18.51 | \$35,488 |
| 37-3011 | Landscaping & Groundskeeping Wkrs | 143 | \$13.19 | \$9.44 | \$11.57 | \$13.70 | \$27,439 |
| 51-4034 | Lathe Setters/Ops/Tenders, Metal/Plastic | 11 | \$16.63 | \$12.65 | \$14.31 | \$20.95 | \$34,590 |
| 51-6011 | Laundry & Dry-Cleaning Wkrs | 30 | \$10.80 | \$9.93 | \$10.67 | \$11.40 | \$22,479 |
| 23-1011 | Lawyers | 64 | \$47.57 | \$31.54 | \$42.33 | \$54.39 | \$98,946 |
| 43-6012 | Legal Secretaries | 37 | \$15.97 | \$12.76 | \$15.94 | \$19.16 | \$33,219 |
| 25-4021 | Librarians | 26 | \$18.12 | \$11.21 | \$14.55 | \$24.74 | \$37,687 |
| 43-4121 | Library Assistants, Clerical | 49 | \$10.93 | \$8.80 | \$9.77 | \$12.93 | \$22,736 |

| SOC Code | Lewiston-Clarkston, ID-WA MSA Occupational Title | Estimated Employment | Average Wage | Percentiles | | | Annual Wage |
|----------|---|----------------------|--------------|-------------|---------|---------|-------------|
| | | | | 25th | 50th | 75th | |
| 25-4031 | Library Technicians | 25 | \$11.69 | \$8.72 | \$12.22 | \$13.95 | \$24,310 |
| 29-2061 | Licensed Practical & Licensed Vocational Nurses | 74 | \$19.93 | \$17.16 | \$19.43 | \$22.41 | \$41,457 |
| 43-4131 | Loan Interviewers & Clerks | 16 | \$15.79 | \$14.16 | \$15.66 | \$17.40 | \$32,836 |
| 13-2072 | Loan Officers | 80 | \$26.77 | \$16.00 | \$24.81 | \$33.79 | \$55,676 |
| 45-4023 | Log Graders & Scalers | | \$19.07 | \$16.62 | \$18.52 | \$21.36 | \$39,667 |
| 45-4022 | Logging Equipment Operators | 86 | \$30.17 | \$21.07 | \$26.15 | \$39.56 | \$62,750 |
| 51-4041 | Machinists | 71 | \$24.23 | \$23.65 | \$25.68 | \$27.68 | \$50,407 |
| 37-2012 | Maids & Housekeeping Cleaners | 159 | \$8.84 | \$8.09 | \$8.80 | \$9.35 | \$18,385 |
| 49-9071 | Maintenance & Repair Workers, General | 238 | \$17.59 | \$13.06 | \$17.41 | \$21.41 | \$36,593 |
| 13-1111 | Management Analysts | | \$27.82 | \$21.21 | \$24.86 | \$32.13 | \$57,877 |
| 13-1161 | Market Research Analysts | | \$23.44 | \$19.56 | \$21.34 | \$24.56 | \$48,756 |
| 49-1011 | Mechanics, Installers, Repairers, 1st-Ln Sprvs/Mgrs | 102 | \$30.16 | \$23.10 | \$29.70 | \$37.14 | \$62,728 |
| 11-9111 | Medical & Health Svcs Mgrs | 88 | \$33.13 | \$24.29 | \$29.77 | \$37.57 | \$68,908 |
| 21-1022 | Medical & Public Health Social Wkrs | 13 | \$26.66 | \$23.51 | \$26.55 | \$29.60 | \$55,461 |
| 31-9092 | Medical Assistants | 159 | \$13.07 | \$11.45 | \$13.04 | \$14.56 | \$27,170 |
| 31-9093 | Medical Equipment Preparers | 39 | \$13.82 | \$11.45 | \$13.48 | \$16.07 | \$28,758 |
| 29-2071 | Medical Records & Health Information Technicians | 24 | \$19.34 | \$16.02 | \$18.18 | \$21.96 | \$40,224 |
| 43-6013 | Medical Secretaries | 153 | \$14.90 | \$12.78 | \$14.45 | \$16.81 | \$30,993 |
| 31-9094 | Medical Transcriptionists | 93 | \$16.46 | \$13.92 | \$16.07 | \$18.27 | \$34,246 |
| 21-1023 | Mental Health & Substance Abuse Social Wkrs | 23 | \$24.11 | \$17.80 | \$22.91 | \$30.80 | \$50,147 |
| 21-1014 | Mental Health Counselors | | \$22.14 | \$18.75 | \$22.08 | \$25.94 | \$46,051 |
| 11-9199 | Mgrs, All Other | 58 | \$29.39 | \$21.26 | \$26.68 | \$35.88 | \$61,128 |
| 25-2022 | Middle School Teachers (Not Special Ed & Vocational) | 55 | | | | | \$50,334 |
| 49-9044 | Millwrights | 108 | \$25.96 | \$21.40 | \$25.45 | \$29.15 | \$53,995 |
| 49-3042 | Mobile Heavy Equipment Mechanics, Not Engines | 41 | \$23.65 | \$21.04 | \$24.07 | \$26.90 | \$49,184 |
| 11-9121 | Natural Sciences Mgrs | 12 | \$39.57 | \$34.90 | \$40.89 | \$44.40 | \$82,314 |
| 15-1142 | Network & Computer Systems Administrators | 26 | \$23.98 | \$20.10 | \$24.41 | \$28.25 | \$49,872 |
| 43-4141 | New Accounts Clerks | | \$15.43 | \$13.90 | \$15.94 | \$17.53 | \$32,101 |
| 39-2021 | Nonfarm Animal Caretakers | | \$9.11 | \$8.85 | \$9.09 | \$9.34 | \$18,958 |
| 41-1012 | Non-Retail Sales Wkrs, 1st-Line spvrs/Mgrs of | 28 | \$27.47 | \$22.94 | \$26.62 | \$30.31 | \$57,138 |
| 31-1012 | Nursing Aides, Orderlies, & Attendants | 461 | \$10.83 | \$9.82 | \$10.62 | \$11.60 | \$22,525 |
| 29-9011 | Occupational Health & Safety Specialists | 11 | \$27.23 | \$20.48 | \$23.62 | \$34.25 | \$56,637 |
| 43-1011 | Office & Admin Support Wkrs, 1st-Line spvrs/Mgrs of | 232 | \$21.63 | \$16.76 | \$20.21 | \$26.15 | \$44,984 |
| 43-9061 | Office Clerks, General | 531 | \$14.04 | \$10.89 | \$13.36 | \$16.17 | \$29,200 |
| 47-2073 | Operating Engineers/Construction Equipment Ops | 49 | \$21.26 | \$19.08 | \$20.81 | \$22.54 | \$44,225 |
| 29-2081 | Opticians, Dispensing | 14 | \$15.27 | \$10.90 | \$12.26 | \$18.00 | \$31,748 |
| 43-4151 | Order Clerks | 12 | \$18.34 | \$12.16 | \$19.27 | \$23.49 | \$38,144 |
| 47-2141 | Painters, Construction & Maintenance | 31 | \$14.15 | \$11.74 | \$15.26 | \$16.98 | \$29,420 |
| 23-2011 | Paralegals & Legal Assistants | 29 | \$19.29 | \$15.82 | \$17.47 | \$24.03 | \$40,112 |
| 41-2022 | Parts Salespersons | 63 | \$14.31 | \$10.89 | \$12.97 | \$16.49 | \$29,763 |
| 43-3051 | Payroll & Timekeeping Clerks | 41 | \$20.66 | \$17.55 | \$20.91 | \$23.45 | \$42,989 |
| 39-9021 | Personal & Home Care Aides | | \$9.64 | \$8.29 | \$9.06 | \$10.56 | \$20,042 |
| 39-1021 | Personal Svc Wkrs, 1st-Line Supervisors/Mgrs of | 40 | \$16.48 | \$12.85 | \$15.98 | \$20.46 | \$34,276 |
| 29-1051 | Pharmacists | 63 | \$52.12 | \$49.48 | \$52.87 | \$56.50 | \$108,410 |
| 29-2052 | Pharmacy Technicians | 73 | \$14.56 | \$11.99 | \$14.40 | \$17.97 | \$30,287 |
| 51-9151 | Photographic Process Wkrs & Processing Machine Ops | 15 | \$14.48 | \$10.70 | \$12.99 | \$19.26 | \$30,115 |
| 29-1069 | Phys/Surgeons, A/O (Cardiologists, Dermatologists, etc) | 23 | \$110.32 | \$87.07 | | | \$229,457 |
| 31-2022 | Physical Therapist Aides | 36 | \$10.83 | \$9.08 | \$10.91 | \$12.85 | \$22,542 |
| 31-2021 | Physical Therapist Assistants | 12 | \$17.74 | \$11.38 | \$18.84 | \$22.21 | \$36,916 |
| 29-1123 | Physical Therapists | 34 | \$36.43 | \$31.18 | \$35.20 | \$40.94 | \$75,772 |
| 29-1071 | Physician Assistants | 58 | \$49.72 | \$38.96 | \$49.29 | \$62.71 | \$103,405 |
| 47-2152 | Plumbers, Pipefitters, & Steamfitters | 128 | \$18.81 | \$13.80 | \$17.44 | \$22.75 | \$39,125 |
| 33-1012 | Police & Detectives, 1st-Line Supervisors/Mgrs of | 45 | \$31.01 | \$26.17 | \$31.01 | \$34.78 | \$64,504 |
| 33-3051 | Police & Sheriff's Patrol Officers | 121 | \$23.84 | \$21.22 | \$24.67 | \$27.39 | \$49,588 |
| 43-5031 | Police, Fire, & Ambulance Dispatchers | 12 | \$17.38 | \$15.21 | \$17.69 | \$20.50 | \$36,145 |
| 43-5051 | Postal Svc Clerks | 14 | \$25.25 | \$24.65 | \$25.88 | \$25.89 | \$52,510 |
| 43-5052 | Postal Svc Mail Carriers | 56 | \$25.12 | \$24.61 | \$27.06 | \$27.07 | \$52,244 |
| 43-5053 | Postal Svc Mail Sorters/Processors/Processing Mach Ops | 15 | \$19.24 | \$11.55 | \$22.82 | \$25.88 | \$40,023 |
| 25-2011 | Preschool Teachers, Not Special Education | | \$12.90 | \$10.85 | \$12.66 | \$14.58 | \$26,818 |
| 21-1092 | Probation Officers & Correctional Treatment Specialists | 15 | \$21.18 | \$18.38 | \$21.52 | \$23.10 | \$44,060 |
| 43-3061 | Procurement Clerks | 18 | \$16.72 | \$14.71 | \$16.83 | \$18.75 | \$34,777 |
| 51-1011 | Production & Operating Wkrs, 1st-Line spvrs/Mgrs of | 123 | \$28.61 | \$21.79 | \$27.61 | \$36.00 | \$59,514 |

| SOC Code | Lewiston-Clarkston, ID-WA MSA Occupational Title | Estimated Employment | Average Wage | Percentiles | | | Annual Wage |
|----------|--|----------------------|--------------|-------------|---------|---------|-------------|
| | | | | 25th | 50th | 75th | |
| 43-5061 | Production, Planning, & Expediting Clerks | 54 | \$21.17 | \$14.17 | \$20.94 | \$27.25 | \$44,030 |
| 11-9141 | Property, Real Estate, & Community Association Mgrs | 18 | \$23.80 | \$9.18 | \$16.89 | \$25.73 | \$49,502 |
| 33-9099 | Protective Svc Wkrs, All Other | 18 | \$20.87 | \$14.31 | \$20.96 | \$29.19 | \$43,413 |
| 11-2031 | Public Relations Mgrs | 11 | \$37.51 | \$21.37 | \$23.69 | \$59.43 | \$78,026 |
| 27-3031 | Public Relations Specialists | 18 | \$23.78 | \$20.34 | \$22.88 | \$27.66 | \$49,462 |
| 13-1023 | Purchasing Agents (Not Wholesale/Retail/Farm Prodcnts) | 25 | \$27.43 | \$22.55 | \$26.58 | \$30.04 | \$57,055 |
| 29-2037 | Radiologic Technologists & Technicians | 60 | \$26.25 | \$22.23 | \$25.98 | \$29.66 | \$54,599 |
| 41-9022 | Real Estate Sales Agents | | \$10.25 | \$8.25 | \$8.90 | \$9.55 | \$21,312 |
| 43-4171 | Receptionists & Information Clerks | 199 | \$12.32 | \$9.56 | \$11.94 | \$14.83 | \$25,626 |
| 39-9032 | Recreation Wkrs | 39 | \$10.27 | \$8.30 | \$9.13 | \$11.88 | \$21,348 |
| 29-1111 | Registered Nurses | 828 | \$28.20 | \$24.40 | \$27.50 | \$31.81 | \$58,662 |
| 21-1015 | Rehabilitation Counselors | 86 | \$18.87 | \$13.73 | \$18.74 | \$24.52 | \$39,263 |
| 39-9041 | Residential Advisors | 15 | \$10.03 | \$9.45 | \$10.35 | \$11.13 | \$20,867 |
| 41-1011 | Retail Sales Wkrs, 1st-Line Supervisors/Mgrs of | 205 | \$17.76 | \$14.87 | \$17.02 | \$19.72 | \$36,949 |
| 41-2031 | Retail Salespersons | 711 | \$12.49 | \$9.30 | \$10.97 | \$14.27 | \$25,970 |
| 41-9799 | Sales & Related Workers, All Other | 23 | \$12.11 | \$9.45 | \$11.37 | \$13.74 | \$25,205 |
| 11-2022 | Sales Mgrs | 59 | \$31.45 | \$17.36 | \$29.17 | \$42.61 | \$65,427 |
| 41-3099 | Sales Reps, Svcs, All Other | 14 | \$13.89 | \$9.21 | \$13.26 | \$18.45 | \$28,897 |
| 41-4012 | Sales Reps, Wholesale/Manuf (Not Tech/Sci Prdcts) | 120 | \$25.18 | \$18.61 | \$25.70 | \$29.98 | \$52,384 |
| 41-4011 | Sales Reps, Wholesale/Manuf, Tech.Scientific Prdcts | 15 | | | | | |
| 51-7041 | Sawing Machine Setters, Ops, & Tenders, Wood | | \$15.16 | \$11.35 | \$14.43 | \$18.42 | \$31,523 |
| 25-2031 | Secondary School Teachers (Not Special/Voc Ed) | 242 | | | | | \$45,518 |
| 43-6014 | Secretaries, Not Legal, Medical, & Executive | 352 | \$14.96 | \$12.23 | \$14.21 | \$17.26 | \$31,109 |
| 41-3031 | Securities, Commodities, & Financial Svcs Sales Agents | 49 | | | | | |
| 33-9032 | Security Guards | 27 | \$11.38 | \$8.99 | \$10.50 | \$12.91 | \$23,663 |
| 43-5071 | Shipping, Receiving, & Traffic Clerks | 65 | \$16.50 | \$11.87 | \$14.88 | \$21.31 | \$34,318 |
| 11-9151 | Social & Community Svc Mgrs | 25 | \$25.46 | \$19.63 | \$25.09 | \$30.45 | \$52,940 |
| 21-1093 | Social & Human Svc Assistants | 83 | \$16.13 | \$13.70 | \$16.23 | \$18.66 | \$33,541 |
| 21-1029 | Social Wkrs, All Other | 25 | \$26.19 | \$21.01 | \$27.39 | \$33.43 | \$54,459 |
| 25-2041 | Special Ed Teachers, Preschool, Kindergarten, Elementary | 22 | | | | | \$47,881 |
| 25-2054 | Special Education Teachers, Secondary School | 33 | | | | | \$44,702 |
| 29-1127 | Speech-Language Pathologists | 13 | \$31.97 | \$27.97 | \$32.42 | \$36.08 | \$66,507 |
| 43-5081 | Stock Clerks & Order Fillers | 257 | \$11.84 | \$9.14 | \$10.63 | \$13.85 | \$24,641 |
| 21-1011 | Substance Abuse & Behavioral Disorder Counselors | 17 | \$23.55 | \$20.64 | \$23.17 | \$26.97 | \$48,998 |
| 29-2055 | Surgical Technologists | | \$15.34 | \$13.09 | \$14.53 | \$16.97 | \$31,903 |
| 17-3031 | Surveying & Mapping Technicians | 11 | \$22.93 | \$19.74 | \$21.85 | \$26.76 | \$47,706 |
| 53-6031 | Svc Station Attendants | 21 | \$11.18 | \$9.96 | \$10.93 | \$12.27 | \$23,247 |
| 53-3041 | Taxi Drivers & Chauffeurs | 38 | \$11.55 | \$9.85 | \$10.93 | \$13.11 | \$24,023 |
| 25-9041 | Teacher Assistants | 314 | | | | | \$25,210 |
| 25-3999 | Teachers, Primary, Secondary, & Adult, All Others | 111 | | | | | \$28,319 |
| 43-3071 | Tellers | 146 | \$11.95 | \$10.42 | \$11.38 | \$13.07 | \$24,855 |
| 49-3093 | Tire Repairers & Changers | 50 | \$12.52 | \$10.09 | \$11.89 | \$14.25 | \$26,053 |
| 23-2093 | Title Examiners, Abstractors, & Searchers | | \$20.28 | \$16.06 | \$17.76 | \$25.69 | \$42,179 |
| 13-1151 | Training & Development Specialists | 35 | \$20.39 | \$13.70 | \$17.45 | \$25.31 | \$42,405 |
| 53-1031 | Transpnt/Material-Mvng Vehicle Ops, 1st-Ln Spvrs/Mgrs | 23 | \$25.02 | \$17.58 | \$22.97 | \$27.32 | \$52,045 |
| 53-3032 | Truck Drivers, Heavy & Tractor-Trailer | 529 | \$18.38 | \$15.68 | \$19.32 | \$21.74 | \$38,224 |
| 53-3033 | Truck Drivers, Light or Delivery Svcs | 77 | \$14.16 | \$8.63 | \$9.89 | \$17.46 | \$29,447 |
| 19-3051 | Urban & Regional Planners | 16 | \$26.52 | \$21.28 | \$24.54 | \$33.23 | \$55,155 |
| 29-1131 | Veterinarians | 21 | \$29.85 | \$18.44 | \$26.53 | \$30.00 | \$62,097 |
| 29-2056 | Veterinary Technologists & Technicians | 19 | \$10.99 | \$9.19 | \$10.68 | \$12.14 | \$22,861 |
| 35-3031 | Waiters & Waitresses | 378 | \$10.77 | \$8.33 | \$9.23 | \$13.64 | \$22,401 |
| 51-8031 | Water & Liquid Waste Treatment Plant & System Ops | 56 | \$22.43 | \$20.04 | \$22.47 | \$25.71 | \$46,641 |
| 43-5111 | Weighers, Measurers, Checkers, & Samplers, Recordkeeping | 11 | \$12.15 | \$9.46 | \$10.97 | \$13.57 | \$25,264 |
| 51-4121 | Welders, Cutters, Solderers, & Brazers | 91 | \$19.98 | \$15.36 | \$19.42 | \$25.30 | \$41,548 |
| 13-1022 | Wholesale & Retail Buyers, Not Farm Products | 11 | \$18.49 | \$16.26 | \$18.05 | \$20.83 | \$38,447 |
| 51-7042 | Woodworking Machine Setters/Ops/Tenders (Not Sawing) | 51 | \$14.87 | \$12.50 | \$15.42 | \$17.41 | \$30,943 |
| 19-1023 | Zoologists & Wildlife Biologists | 59 | \$24.55 | \$20.73 | \$23.56 | \$27.82 | \$51,051 |

Longview, WA MSA
2012 Occupational Employment
and Wage Estimates
Includes Cowlitz County



| SOC Code | Longview, WA MSA Occupational Title | Estimated Employment | Average Wage | Percentiles | | | Annual Wage |
|----------|--|----------------------|--------------|-------------|---------|---------|-------------|
| | | | | 25th | 50th | 75th | |
| 13-2011 | Accountants & Auditors | | \$25.86 | \$19.00 | \$23.05 | \$31.66 | \$53,786 |
| 11-3011 | Administrative Svcs Mgrs | 31 | \$37.39 | \$30.69 | \$34.90 | \$42.28 | \$77,776 |
| 45-2011 | Agricultural Inspectors | 33 | \$17.67 | \$15.16 | \$15.60 | \$20.25 | \$36,765 |
| 39-3091 | Amusement & Recreation Attendants | 96 | \$10.42 | \$9.18 | \$9.55 | \$11.04 | \$21,663 |
| 17-3011 | Architectural & Civil Drafters | | \$18.29 | \$13.52 | \$15.07 | \$18.68 | \$38,034 |
| 51-2099 | Assemblers & Fabricators, All Other | 150 | \$12.36 | \$10.30 | \$11.69 | \$14.01 | \$25,703 |
| 49-3021 | Automotive Body & Related Repairers | 38 | \$18.21 | \$15.35 | \$17.56 | \$21.24 | \$37,887 |
| 49-3023 | Automotive Svc Technicians & Mechanics | 155 | \$18.43 | \$13.55 | \$17.90 | \$22.10 | \$38,316 |
| 51-3011 | Bakers | 36 | \$12.95 | \$10.12 | \$11.95 | \$15.60 | \$26,939 |
| 35-3011 | Bartenders | 153 | \$11.62 | \$9.26 | \$10.86 | \$13.42 | \$24,172 |
| 43-3011 | Bill & Account Collectors | 40 | \$16.12 | \$13.00 | \$15.45 | \$19.78 | \$33,536 |
| 43-3021 | Billing & Posting Clerks & Machine Operators | | \$16.27 | \$13.77 | \$16.22 | \$18.30 | \$33,842 |
| 43-3031 | Bookkeeping, Accounting, & Auditing Clerks | 502 | \$17.30 | \$13.52 | \$16.87 | \$20.39 | \$35,985 |
| 49-3031 | Bus & Truck Mechanics & Diesel Engine Specialists | | \$22.65 | \$17.74 | \$24.40 | \$27.33 | \$47,111 |
| 53-3022 | Bus Drivers, School | | \$17.80 | \$16.28 | \$17.66 | \$19.04 | \$37,024 |
| 53-3021 | Bus Drivers, Transit & Intercity | | \$21.98 | \$19.61 | \$23.01 | \$26.68 | \$45,720 |
| 13-1199 | Business Operations Specialists, All Other | 133 | \$26.47 | \$20.77 | \$24.93 | \$30.09 | \$55,048 |
| 51-3021 | Butchers & Meat Cutters | 42 | \$16.62 | \$11.05 | \$19.12 | \$21.31 | \$34,567 |
| 43-5011 | Cargo & Freight Agents | 12 | \$28.40 | \$25.30 | \$30.17 | \$33.91 | \$59,079 |
| 47-2031 | Carpenters | 244 | \$22.13 | \$16.25 | \$20.79 | \$28.69 | \$46,037 |
| 41-2011 | Cashiers | 883 | \$10.65 | \$9.29 | \$9.71 | \$11.27 | \$22,152 |
| 47-2051 | Cement Masons & Concrete Finishers | 72 | \$19.84 | \$16.29 | \$18.78 | \$21.41 | \$41,264 |
| 11-1011 | Chief Executives | | \$92.87 | \$68.06 | \$82.72 | | \$193,179 |
| 39-9011 | Child Care Wkrs | 151 | \$10.78 | \$9.19 | \$9.58 | \$11.63 | \$22,431 |
| 21-1021 | Child, Family, & School Social Wkrs | 24 | \$20.90 | \$16.95 | \$21.95 | \$25.50 | \$43,471 |
| 17-3022 | Civil Engineering Technicians | 13 | \$27.50 | \$24.87 | \$27.02 | \$29.54 | \$57,199 |
| 17-2051 | Civil Engineers | 59 | \$38.05 | \$31.07 | \$34.30 | \$46.32 | \$79,149 |
| 53-7061 | Cleaners of Vehicles & Equipment | | \$14.09 | \$10.49 | \$11.83 | \$16.39 | \$29,299 |
| 19-3031 | Clinical, Counseling, & School Psychologists | 58 | \$31.99 | \$23.77 | \$29.19 | \$34.40 | \$66,534 |
| 27-2022 | Coaches & Scouts | 47 | | | | | \$31,017 |
| 51-9121 | Coating/Painting/Spraying Machine Setters/Ops/Tenders | 27 | \$17.45 | \$14.05 | \$17.71 | \$21.19 | \$36,290 |
| 35-3021 | Comb Food Preparation & Serving Wkrs, Inc Fast Food | 1,349 | \$9.93 | \$9.04 | \$9.28 | \$9.68 | \$20,670 |
| 21-1798 | Community & Social Service Specialists, All Other | 20 | \$18.49 | \$11.32 | \$17.37 | \$21.52 | \$38,455 |
| 13-1141 | Compensation, Benefits, & Job Analysis Specialists | 16 | \$27.41 | \$22.83 | \$27.43 | \$31.68 | \$57,013 |
| 13-1041 | Compliance Ofcns (Not Ag/Const/Safety/Transportn) | 21 | \$24.87 | \$18.73 | \$25.92 | \$27.78 | \$51,721 |
| 11-3021 | Computer & Information Systems Mgrs | 26 | \$50.17 | \$37.23 | \$51.98 | \$65.30 | \$104,357 |
| 15-1131 | Computer Programmers | | \$33.47 | \$25.40 | \$31.92 | \$42.20 | \$69,622 |
| 15-1132 | Computer Software Engineers, Applications | | \$47.60 | \$34.40 | \$48.44 | \$57.05 | \$99,006 |
| 15-1150 | Computer Support Specialists | 76 | \$25.05 | \$19.40 | \$24.14 | \$28.56 | \$52,118 |
| 15-1121 | Computer Systems Analysts | | \$35.50 | \$26.00 | \$34.37 | \$45.22 | \$73,822 |
| 49-2011 | Computer, Automated Teller, & Office Machine Repairers | 14 | \$18.72 | \$14.96 | \$19.43 | \$21.85 | \$38,934 |
| 51-4011 | Computer-Controlled Machine Tool Ops, Mtl/Plastic | | \$17.63 | \$14.16 | \$18.10 | \$21.10 | \$36,677 |
| 19-1031 | Conservation Scientists | 21 | \$25.00 | \$20.41 | \$21.98 | \$28.18 | \$51,998 |
| 47-4011 | Construction & Building Inspectors | | \$29.72 | \$26.12 | \$30.78 | \$32.94 | \$61,812 |
| 47-2061 | Construction Laborers | 230 | \$22.03 | \$16.41 | \$23.56 | \$27.16 | \$45,837 |
| 11-9021 | Construction Mgrs | 27 | | | | | |
| 47-1011 | Construction Trades/Extraction Wkrs, 1st-Ln Spvs/Mgrs | | \$38.09 | \$32.61 | \$39.73 | \$43.68 | \$79,236 |
| 53-7011 | Conveyor Operators & Tenders | 79 | \$20.82 | \$15.74 | \$17.28 | \$18.83 | \$43,318 |
| 35-2012 | Cooks, Institution & Cafeteria | 117 | \$12.51 | \$9.98 | \$11.86 | \$14.67 | \$26,031 |
| 35-2014 | Cooks, Restaurant | 206 | \$11.50 | \$10.14 | \$11.22 | \$12.92 | \$23,929 |
| 35-2015 | Cooks, Short Order | 30 | \$9.63 | \$9.05 | \$9.32 | \$10.03 | \$20,030 |
| 13-1051 | Cost Estimators | 52 | \$29.75 | \$24.09 | \$28.47 | \$35.03 | \$61,892 |
| 41-2021 | Counter & Rental Clerks | 194 | \$12.68 | \$9.57 | \$11.60 | \$14.26 | \$26,389 |
| 43-4031 | Court, Municipal, & License Clerks | 50 | \$19.95 | \$17.16 | \$19.96 | \$22.78 | \$41,505 |
| 43-4051 | Customer Svc Reps | 228 | \$16.53 | \$12.17 | \$16.07 | \$20.19 | \$34,386 |

| SOC Code | Longview, WA MSA Occupational Title | Estimated Employment | Average Wage | Percentiles | | | Annual Wage |
|----------|--|----------------------|--------------|-------------|---------|---------|-------------|
| | | | | 25th | 50th | 75th | |
| 51-4031 | Cut/Punch/Press Mach Setters/Ops/Tenders, Mtl/Plastic | 43 | \$15.99 | \$12.56 | \$15.27 | \$18.39 | \$33,265 |
| 51-9031 | Cutters & Trimmers, Hand | | \$11.62 | \$9.21 | \$9.49 | \$11.46 | \$24,181 |
| 51-9032 | Cutting & Slicing Machine Setters, Ops, & Tenders | 30 | \$18.24 | \$15.59 | \$18.80 | \$21.49 | \$37,949 |
| 43-9021 | Data Entry Keyers | 12 | \$12.35 | \$9.38 | \$11.26 | \$15.46 | \$25,696 |
| 31-9091 | Dental Assistants | 116 | \$14.73 | \$12.42 | \$14.40 | \$17.37 | \$30,646 |
| 29-2021 | Dental Hygienists | 33 | \$40.91 | \$39.03 | \$41.67 | \$44.30 | \$85,085 |
| 29-1031 | Dietitians & Nutritionists | 14 | \$24.84 | \$21.28 | \$23.69 | \$27.26 | \$51,675 |
| 35-9021 | Dishwashers | 116 | \$9.45 | \$8.96 | \$9.17 | \$9.39 | \$19,659 |
| 43-5032 | Dispatchers, Not Police, Fire, & Ambulance | 50 | \$20.84 | \$16.58 | \$19.92 | \$24.92 | \$43,336 |
| 53-3031 | Driver/Sales Wkrs | 85 | \$16.90 | \$10.82 | \$14.19 | \$24.32 | \$35,152 |
| 11-9032 | Education Administrators, Elem & Secondary School | 61 | | | | | \$104,469 |
| 25-9099 | Education, Training, & Library Wkrs, All Other | 13 | \$19.10 | \$9.35 | \$20.89 | \$23.60 | \$39,722 |
| 21-1012 | Educational, Vocational, & School Counselors | 73 | \$25.20 | \$20.49 | \$22.97 | \$30.20 | \$52,431 |
| 49-2094 | Electrical/Electronics Repairers, Industrial Equipmt | 16 | \$30.40 | \$24.65 | \$31.31 | \$36.70 | \$63,242 |
| 47-2111 | Electricians | 328 | \$27.22 | \$23.53 | \$28.60 | \$32.94 | \$56,624 |
| 25-2021 | Elementary School Teachers, Not Special Education | 352 | | | | | \$57,916 |
| 11-9041 | Engineering Mgrs | 19 | \$51.18 | \$41.66 | \$47.58 | \$56.13 | \$106,446 |
| 17-2199 | Engineers, All Other | 18 | \$38.81 | \$31.31 | \$35.65 | \$45.41 | \$80,712 |
| 17-2081 | Environmental Engineers | | \$39.58 | \$34.23 | \$39.99 | \$45.72 | \$82,331 |
| 53-7032 | Excavating & Loading Machine & Dragline Operators | 20 | \$21.57 | \$16.96 | \$21.31 | \$26.13 | \$44,865 |
| 43-6011 | Executive Secretaries & Administrative Assistants | 85 | \$23.23 | \$19.96 | \$22.67 | \$26.84 | \$48,321 |
| 45-4021 | Fallers | | \$31.34 | \$30.67 | \$32.74 | \$34.81 | \$65,183 |
| 29-1062 | Family & General Practitioners | | \$70.94 | \$42.87 | \$67.02 | \$85.87 | \$147,555 |
| 45-1011 | Farming, Fishing, & Forestry Wkrs, 1st-Ln Sprvs/Mgrs | 29 | \$31.35 | \$22.36 | \$28.07 | \$37.02 | \$65,203 |
| 45-2092 | FarmWkrs & Laborers, Crop, Nursery, & Greenhouse | | \$10.80 | \$9.05 | \$9.37 | \$11.14 | \$22,479 |
| 43-4071 | File Clerks | 31 | \$11.55 | \$9.35 | \$10.51 | \$13.40 | \$24,021 |
| 13-2051 | Financial Analysts | 24 | \$33.13 | \$26.75 | \$33.98 | \$40.67 | \$68,922 |
| 11-3031 | Financial Mgrs | 71 | \$47.51 | \$37.32 | \$48.41 | \$54.67 | \$98,840 |
| 13-2099 | Financial Specialists, All Other | 21 | \$25.23 | \$19.44 | \$24.27 | \$27.93 | \$52,483 |
| 33-2011 | Fire Fighters | 60 | \$28.97 | \$25.43 | \$31.31 | \$35.35 | \$60,256 |
| 33-1021 | Fire Fighting & Prevention Wkrs, 1st-Ln spvrs/Mgrs of | 38 | \$35.39 | \$26.00 | \$39.19 | \$43.71 | \$73,610 |
| 35-1012 | Food Preparation & Serving Wkrs, 1st-Ln Spvrs/Mgrs of | 194 | \$17.66 | \$14.25 | \$17.18 | \$21.13 | \$36,739 |
| 35-2021 | Food Preparation Wkrs | 179 | \$11.20 | \$9.17 | \$10.07 | \$12.70 | \$23,290 |
| 35-3041 | Food Servers, Nonrestaurant | 106 | \$11.00 | \$9.22 | \$10.33 | \$12.94 | \$22,897 |
| 11-9051 | Food Svc Mgrs | 30 | \$25.09 | \$15.73 | \$27.05 | \$33.74 | \$52,184 |
| 19-1032 | Foresters | 35 | \$29.81 | \$24.87 | \$27.46 | \$33.48 | \$62,007 |
| 39-4831 | Funeral Svc Mgrs, Dirs, Morticians, & Undertakers | 17 | \$17.45 | \$11.51 | \$18.84 | \$21.81 | \$36,292 |
| 11-1021 | General & Operations Mgrs | | \$59.68 | \$37.12 | \$49.57 | \$75.22 | \$124,129 |
| 27-1024 | Graphic Designers | 18 | \$17.84 | \$14.65 | \$17.54 | \$21.28 | \$37,096 |
| 53-1021 | Hand Labor/Material Movers/Helpers, 1st-Ln Spvrs/Mgrs | | \$20.34 | \$16.49 | \$18.20 | \$22.46 | \$42,323 |
| 21-1091 | Health Educators | | \$16.56 | \$14.87 | \$16.60 | \$18.32 | \$34,461 |
| 31-9799 | Healthcare Support Workers, All Other | 110 | \$14.94 | \$12.08 | \$14.13 | \$17.87 | \$31,064 |
| 49-9021 | Heating, Air Cond, Refrigeration Mechanics & Installers | | \$19.01 | \$14.04 | \$15.86 | \$18.24 | \$39,542 |
| 49-9098 | Helpers--Installation, Maintenance, & Repair Wkrs | 46 | \$11.52 | \$9.29 | \$10.24 | \$11.55 | \$23,968 |
| 51-9198 | Helpers--Production Wkrs | 103 | \$16.59 | \$12.58 | \$14.12 | \$21.10 | \$34,499 |
| 31-1011 | Home Health Aides | 141 | \$11.60 | \$9.85 | \$10.85 | \$11.91 | \$24,130 |
| 35-9031 | Hosts & Hostesses, Restaurant, Lounge, & Coffee Shop | | \$9.12 | \$8.95 | \$9.13 | \$9.31 | \$18,982 |
| 43-4081 | Hotel, Motel, & Resort Desk Clerks | 56 | \$10.57 | \$9.34 | \$9.89 | \$11.57 | \$21,974 |
| 37-1011 | Housekeeping/Janitorial Wkrs, 1st-Line Spvrs/Mgrs | 17 | \$21.93 | \$19.03 | \$22.67 | \$26.67 | \$45,619 |
| 13-1078 | HR, Labor Relations, & Training Spec, All Other | 82 | \$30.09 | \$23.24 | \$30.38 | \$38.55 | \$62,581 |
| 43-4161 | Human Resources Assistants, Not Payroll & Timekeeping | 26 | \$19.63 | \$16.86 | \$19.92 | \$22.33 | \$40,837 |
| 11-3121 | Human Resources Managers | 18 | \$52.43 | \$43.31 | \$49.42 | \$60.15 | \$109,061 |
| 17-2112 | Industrial Engineers | 67 | \$43.00 | \$34.44 | \$44.04 | \$52.59 | \$89,448 |
| 49-9041 | Industrial Machinery Mechanics | | \$28.89 | \$24.00 | \$29.63 | \$34.32 | \$60,100 |
| 11-3051 | Industrial Production Mgrs | 63 | \$53.71 | \$36.07 | \$54.48 | \$68.71 | \$111,724 |
| 53-7051 | Industrial Truck & Tractor Operators | 396 | \$18.34 | \$11.83 | \$17.78 | \$22.60 | \$38,143 |
| 15-1179 | Info Security Analyst, Web Dvlpr, & Cptr Netwk Architect | | \$32.08 | \$14.83 | \$35.12 | \$43.44 | \$66,738 |
| 51-9061 | Inspectors, Testers, Sorters, Samplers, & Weighers | 115 | \$21.46 | \$16.74 | \$20.67 | \$25.29 | \$44,650 |
| 49-9799 | Installation, Maintenance, & Repair Workers, All Other | 32 | \$17.83 | \$13.34 | \$16.76 | \$20.03 | \$37,072 |
| 25-9031 | Instructional Coordinators | 17 | \$28.33 | \$25.32 | \$29.82 | \$33.44 | \$58,925 |
| 41-3021 | Insurance Sales Agents | 65 | \$25.72 | \$16.91 | \$20.23 | \$38.39 | \$53,505 |
| 37-2011 | Janitors & Cleaners, Not Maids & Housekeeping Cleaners | 415 | \$13.86 | \$10.51 | \$13.66 | \$16.82 | \$28,834 |

| SOC Code | Longview, WA MSA Occupational Title | Estimated Employment | Average Wage | Percentiles | | | Annual Wage |
|----------|---|----------------------|--------------|-------------|---------|---------|-------------|
| | | | | 25th | 50th | 75th | |
| 25-2012 | Kindergarten Teachers, Not Special Education | 52 | | | | | \$53,160 |
| 53-7062 | Laborers & Freight, Stock, & Material Movers, Hand | | \$14.42 | \$9.52 | \$11.81 | \$17.48 | \$29,990 |
| 37-1012 | Landscape, Lawn, Groundskeep Wkrs, 1st-Line Supvrs/Mgrs | 12 | \$24.76 | \$17.65 | \$24.81 | \$29.46 | \$51,487 |
| 37-3011 | Landscaping & Groundskeeping Wkrs | 162 | \$13.01 | \$9.30 | \$11.38 | \$13.91 | \$27,056 |
| 51-6011 | Laundry & Dry-Cleaning Wkrs | 20 | \$9.94 | \$9.22 | \$9.52 | \$10.57 | \$20,671 |
| 23-1011 | Lawyers | | \$34.36 | \$22.93 | \$33.05 | \$37.33 | \$71,483 |
| 43-6012 | Legal Secretaries | | \$18.26 | \$16.61 | \$18.07 | \$19.86 | \$37,973 |
| 25-4021 | Librarians | 36 | \$28.95 | \$25.58 | \$29.79 | \$33.69 | \$60,223 |
| 43-4121 | Library Assistants, Clerical | | \$14.42 | \$12.21 | \$15.50 | \$17.30 | \$29,987 |
| 29-2061 | Licensed Practical & Licensed Vocational Nurses | 103 | \$22.07 | \$19.85 | \$21.95 | \$24.61 | \$45,906 |
| 43-4131 | Loan Interviewers & Clerks | 59 | \$16.43 | \$14.68 | \$16.84 | \$18.94 | \$34,172 |
| 13-2072 | Loan Officers | 97 | \$26.04 | \$19.93 | \$22.79 | \$28.20 | \$54,165 |
| 45-4022 | Logging Equipment Operators | 142 | \$19.77 | \$17.63 | \$20.02 | \$21.94 | \$41,122 |
| 45-4029 | Logging Wkrs, All Other | | \$21.57 | \$18.17 | \$21.41 | \$25.22 | \$44,860 |
| 13-1081 | Logisticians | | \$37.73 | \$30.89 | \$35.63 | \$45.25 | \$78,479 |
| 53-7063 | Machine Feeders & Offbearers | 81 | \$17.47 | \$14.69 | \$16.52 | \$18.40 | \$36,343 |
| 51-4041 | Machinists | 101 | \$24.01 | \$19.55 | \$23.42 | \$28.61 | \$49,932 |
| 37-2012 | Maids & Housekeeping Cleaners | 215 | \$11.13 | \$9.15 | \$9.67 | \$12.92 | \$23,146 |
| 49-9071 | Maintenance & Repair Workers, General | 295 | \$21.88 | \$13.34 | \$20.17 | \$28.20 | \$45,524 |
| 49-9043 | Maintenance Wkrs, Machinery | 36 | \$22.94 | \$17.20 | \$24.95 | \$27.63 | \$47,715 |
| 13-1111 | Management Analysts | 30 | \$34.89 | \$29.80 | \$33.72 | \$38.23 | \$72,580 |
| 13-1161 | Market Research Analysts | 30 | \$28.23 | \$22.04 | \$26.20 | \$33.34 | \$58,710 |
| 11-2021 | Marketing Mgrs | 27 | \$56.16 | \$46.94 | \$54.52 | \$69.87 | \$116,809 |
| 17-3013 | Mechanical Drafters | | \$25.47 | \$23.66 | \$25.88 | \$28.09 | \$52,980 |
| 49-1011 | Mechanics, Installers, Repairers, 1st-Ln Sprvs/Mgrs | 191 | \$32.17 | \$24.61 | \$29.81 | \$40.87 | \$66,895 |
| 29-2012 | Medical & Clinical Laboratory Technicians | 42 | \$17.94 | \$14.27 | \$17.09 | \$20.63 | \$37,310 |
| 29-2011 | Medical & Clinical Laboratory Technologists | 36 | \$29.20 | \$26.00 | \$30.92 | \$34.38 | \$60,718 |
| 11-9111 | Medical & Health Svcs Mgrs | | \$41.87 | \$34.78 | \$40.82 | \$48.35 | \$87,080 |
| 21-1022 | Medical & Public Health Social Wkrs | 37 | \$21.72 | \$9.56 | \$24.69 | \$28.89 | \$45,171 |
| 31-9092 | Medical Assistants | 255 | \$15.73 | \$13.26 | \$15.31 | \$18.20 | \$32,721 |
| 31-9093 | Medical Equipment Preparers | 24 | \$13.56 | \$11.53 | \$13.36 | \$15.59 | \$28,197 |
| 43-6013 | Medical Secretaries | 182 | \$16.22 | \$13.67 | \$16.03 | \$18.62 | \$33,737 |
| 31-9094 | Medical Transcriptionists | | \$18.54 | \$16.50 | \$18.02 | \$20.34 | \$38,565 |
| 21-1023 | Mental Health & Substance Abuse Social Wkrs | | \$16.79 | \$14.02 | \$17.06 | \$19.34 | \$34,908 |
| 21-1014 | Mental Health Counselors | | \$21.41 | \$11.50 | \$19.77 | \$23.31 | \$44,517 |
| 11-9199 | Mgrs, All Other | 29 | \$40.89 | \$33.09 | \$36.32 | \$49.77 | \$85,055 |
| 25-2022 | Middle School Teachers (Not Special Ed & Vocational) | 160 | | | | | \$58,092 |
| 49-9044 | Millwrights | 121 | \$30.14 | \$25.73 | \$32.26 | \$34.98 | \$62,691 |
| 51-9023 | Mixing & Blending Machine Setters, Ops, & Tenders | 32 | \$14.53 | \$11.83 | \$13.61 | \$17.10 | \$30,223 |
| 49-3042 | Mobile Heavy Equipment Mechanics, Not Engines | | \$21.94 | \$16.99 | \$20.23 | \$25.02 | \$45,648 |
| 51-9195 | Molders, Shapers, & Casters, Not Metal & Plastic | | \$14.09 | \$11.59 | \$13.94 | \$16.72 | \$29,313 |
| 15-1142 | Network & Computer Systems Administrators | 35 | \$32.46 | \$24.91 | \$32.41 | \$36.71 | \$67,501 |
| 43-4141 | New Accounts Clerks | | \$15.97 | \$13.68 | \$15.33 | \$18.07 | \$33,215 |
| 39-2021 | Nonfarm Animal Caretakers | 59 | \$11.70 | \$9.24 | \$9.97 | \$11.26 | \$24,330 |
| 41-1012 | Non-Retail Sales Wkrs, 1st-Line spvrs/Mgrs of | 46 | \$31.45 | \$22.08 | \$28.26 | \$35.80 | \$65,421 |
| 31-1012 | Nursing Aides, Orderlies, & Attendants | | \$12.11 | \$10.53 | \$11.65 | \$13.63 | \$25,185 |
| 29-9011 | Occupational Health & Safety Specialists | 14 | \$26.74 | \$24.35 | \$27.45 | \$31.07 | \$55,635 |
| 29-1122 | Occupational Therapists | 14 | \$34.27 | \$29.71 | \$35.68 | \$41.40 | \$71,291 |
| 43-1011 | Office & Admin Support Wkrs, 1st-Line spvrs/Mgrs of | 227 | \$24.60 | \$18.84 | \$24.21 | \$29.70 | \$51,164 |
| 43-9799 | Office & Administrative Support Workers, All Other | | \$15.07 | \$13.00 | \$14.46 | \$17.06 | \$31,349 |
| 43-9061 | Office Clerks, General | 544 | \$14.43 | \$10.14 | \$13.97 | \$17.14 | \$30,002 |
| 47-2073 | Operating Engineers/Construction Equipment Ops | | \$26.63 | \$20.39 | \$23.34 | \$29.13 | \$55,393 |
| 29-2081 | Opticians, Dispensing | 17 | \$22.31 | \$19.36 | \$22.66 | \$25.70 | \$46,401 |
| 43-4151 | Order Clerks | 47 | \$15.09 | \$12.83 | \$14.74 | \$17.17 | \$31,372 |
| 51-9111 | Packaging & Filling Machine Operators & Tenders | 90 | \$16.62 | \$11.12 | \$15.86 | \$21.31 | \$34,568 |
| 53-7064 | Packers & Packagers, Hand | 185 | \$11.45 | \$9.18 | \$9.61 | \$13.41 | \$23,807 |
| 47-2141 | Painters, Construction & Maintenance | 73 | \$18.57 | \$15.16 | \$17.28 | \$22.37 | \$38,626 |
| 51-9196 | Paper Goods Machine Setters, Operators, & Tenders | 345 | \$25.98 | \$20.94 | \$25.57 | \$31.55 | \$54,046 |
| 23-2011 | Paralegals & Legal Assistants | | \$18.37 | \$14.93 | \$17.74 | \$21.01 | \$38,194 |
| 41-2022 | Parts Salespersons | 70 | \$14.66 | \$11.36 | \$13.71 | \$17.75 | \$30,510 |
| 43-3051 | Payroll & Timekeeping Clerks | | \$19.47 | \$16.14 | \$20.04 | \$22.60 | \$40,498 |
| 39-9021 | Personal & Home Care Aides | 189 | \$11.47 | \$10.24 | \$11.35 | \$12.76 | \$23,854 |

| SOC Code | Longview, WA MSA Occupational Title | Estimated Employment | Average Wage | Percentiles | | | Annual Wage |
|----------|--|----------------------|--------------|-------------|---------|---------|-------------|
| | | | | 25th | 50th | 75th | |
| 13-2052 | Personal Financial Advisors | | \$26.43 | \$20.37 | \$22.91 | \$31.10 | \$54,972 |
| 39-1021 | Personal Svc Wkrs, 1st-Line Supervisors/Mgrs of | 46 | \$16.88 | \$12.61 | \$14.64 | \$19.07 | \$35,111 |
| 29-1051 | Pharmacists | 78 | \$56.76 | \$51.85 | \$57.33 | \$64.53 | \$118,060 |
| 29-2052 | Pharmacy Technicians | 101 | \$17.77 | \$15.88 | \$17.98 | \$20.27 | \$36,968 |
| 29-1069 | Phys/Surgeons, A/O (Cardiologists, Dermatologists, etc) | 34 | \$112.04 | \$89.42 | | | \$233,036 |
| 29-1123 | Physical Therapists | 29 | \$43.68 | \$39.20 | \$43.28 | \$48.43 | \$90,850 |
| 29-1071 | Physician Assistants | 22 | \$54.32 | \$49.77 | \$53.83 | \$57.88 | \$112,985 |
| 47-2152 | Plumbers, Pipefitters, & Steamfitters | 177 | \$26.04 | \$19.66 | \$26.61 | \$32.97 | \$54,164 |
| 33-1012 | Police & Detectives, 1st-Line Supervisors/Mgrs of | 26 | \$40.36 | \$36.84 | \$39.87 | \$44.51 | \$83,946 |
| 33-3051 | Police & Sheriff's Patrol Officers | 101 | \$30.63 | \$27.95 | \$31.77 | \$34.06 | \$63,713 |
| 43-5051 | Postal Svc Clerks | 13 | \$26.31 | \$25.89 | \$26.45 | \$26.92 | \$54,736 |
| 43-5052 | Postal Svc Mail Carriers | 80 | \$25.14 | \$22.46 | \$26.98 | \$27.07 | \$52,292 |
| 11-9131 | Postmasters & Mail Superintendents | 10 | \$25.18 | \$14.74 | \$25.19 | \$36.63 | \$52,385 |
| 25-2011 | Preschool Teachers, Not Special Education | 66 | \$16.38 | \$10.48 | \$19.01 | \$21.38 | \$34,079 |
| 51-1011 | Production & Operating Wkrs, 1st-Line spvrs/Mgrs of | 237 | \$37.79 | \$28.81 | \$37.77 | \$46.98 | \$78,589 |
| 51-9399 | Production Workers, All Other | 105 | \$13.24 | \$9.48 | \$10.73 | \$13.32 | \$27,535 |
| 43-5061 | Production, Planning, & Expediting Clerks | 54 | \$21.47 | \$16.66 | \$20.83 | \$25.04 | \$44,638 |
| 27-3031 | Public Relations Specialists | 15 | \$27.32 | \$24.34 | \$28.45 | \$33.60 | \$56,835 |
| 13-1023 | Purchasing Agents (Not Wholesale/Retail/Farm Prodcnts) | 76 | \$27.03 | \$21.19 | \$24.76 | \$30.82 | \$56,223 |
| 11-3061 | Purchasing Mgrs | 16 | \$38.31 | \$17.88 | \$46.83 | \$54.32 | \$79,683 |
| 29-2037 | Radiologic Technologists & Technicians | 55 | \$31.68 | \$27.57 | \$32.31 | \$36.49 | \$65,884 |
| 43-4171 | Receptionists & Information Clerks | | \$13.30 | \$11.21 | \$12.90 | \$14.61 | \$27,665 |
| 39-9032 | Recreation Wkrs | 24 | \$11.52 | \$9.54 | \$11.11 | \$13.24 | \$23,953 |
| 29-1111 | Registered Nurses | | \$37.50 | \$32.44 | \$37.11 | \$42.67 | \$77,998 |
| 21-1015 | Rehabilitation Counselors | 111 | \$21.02 | \$14.35 | \$24.86 | \$26.79 | \$43,723 |
| 41-1011 | Retail Sales Wkrs, 1st-Line Supervisors/Mgrs of | 301 | \$20.36 | \$12.97 | \$18.05 | \$23.14 | \$42,346 |
| 41-2031 | Retail Salespersons | 1,252 | \$12.83 | \$10.11 | \$12.03 | \$14.49 | \$26,673 |
| 41-9799 | Sales & Related Workers, All Other | | \$12.55 | \$9.07 | \$9.34 | \$11.54 | \$26,103 |
| 11-2022 | Sales Mgrs | 61 | \$55.28 | \$38.43 | \$48.10 | \$67.59 | \$114,984 |
| 41-3099 | Sales Reps, Svcs, All Other | 48 | \$24.54 | \$13.31 | \$16.12 | \$29.75 | \$51,051 |
| 41-4012 | Sales Reps, Wholesale/Manuf (Not Tech/Sci Prdcts) | 298 | \$33.09 | \$20.42 | \$27.32 | \$36.68 | \$68,838 |
| 41-4011 | Sales Reps, Wholesale/Manuf, Tech.Scientific Prdcts | | \$47.10 | \$29.65 | \$42.32 | \$52.22 | \$97,967 |
| 51-7041 | Sawing Machine Setters, Ops, & Tenders, Wood | 99 | \$19.95 | \$16.83 | \$19.25 | \$22.25 | \$41,500 |
| 25-2031 | Secondary School Teachers (Not Special/Voc Ed) | 201 | | | | | \$58,300 |
| 43-6014 | Secretaries, Not Legal, Medical, & Executive | | \$16.17 | \$13.06 | \$16.52 | \$19.14 | \$33,639 |
| 41-3031 | Securities, Commodities, & Financial Svcs Sales Agents | | \$21.13 | \$14.69 | \$16.73 | \$18.66 | \$43,962 |
| 33-9032 | Security Guards | 103 | \$12.62 | \$9.99 | \$11.22 | \$14.05 | \$26,246 |
| 25-3021 | Self-Enrichment Education Teachers | 41 | \$19.67 | \$16.27 | \$18.07 | \$21.47 | \$40,929 |
| 47-2211 | Sheet Metal Wkrs | | \$34.49 | \$27.73 | \$38.27 | \$42.36 | \$71,726 |
| 43-5071 | Shipping, Receiving, & Traffic Clerks | 120 | \$15.34 | \$12.20 | \$14.18 | \$17.51 | \$31,918 |
| 11-9151 | Social & Community Svc Mgrs | 30 | \$31.63 | \$26.78 | \$30.13 | \$39.07 | \$65,782 |
| 21-1093 | Social & Human Svc Assistants | | \$12.39 | \$10.52 | \$11.56 | \$13.69 | \$25,763 |
| 25-2041 | Special Ed Teachers, Preschool, Kindergarten, Elementary | 56 | | | | | \$51,875 |
| 25-2053 | Special Education Teachers, Middle School | 22 | | | | | \$51,922 |
| 25-2054 | Special Education Teachers, Secondary School | 28 | | | | | \$59,373 |
| 29-1127 | Speech-Language Pathologists | 20 | \$32.13 | \$30.23 | \$32.91 | \$35.60 | \$66,845 |
| 51-8021 | Stationary Engineers & Boiler Operators | 41 | \$30.20 | \$26.84 | \$30.55 | \$34.20 | \$62,819 |
| 43-5081 | Stock Clerks & Order Fillers | 352 | \$13.28 | \$9.86 | \$11.69 | \$14.84 | \$27,634 |
| 21-1011 | Substance Abuse & Behavioral Disorder Counselors | 17 | \$17.77 | \$13.56 | \$15.52 | \$18.18 | \$36,950 |
| 17-3031 | Surveying & Mapping Technicians | 13 | \$25.59 | \$18.21 | \$26.40 | \$32.74 | \$53,227 |
| 53-6031 | Svc Station Attendants | 40 | \$10.66 | \$9.56 | \$10.46 | \$11.47 | \$22,169 |
| 43-2011 | Switchboard Operators, Including Answering Svc | 27 | \$12.93 | \$11.04 | \$12.78 | \$14.28 | \$26,890 |
| 53-3041 | Taxi Drivers & Chauffeurs | 15 | \$10.78 | \$9.80 | \$10.53 | \$11.27 | \$22,432 |
| 25-9041 | Teacher Assistants | 536 | | | | | \$28,124 |
| 25-3999 | Teachers, Primary, Secondary, & Adult, All Others | 295 | | | | | \$45,398 |
| 49-2022 | Telecom Equipment Installers & Repairers (Not Line) | | \$26.62 | \$19.23 | \$29.80 | \$33.60 | \$55,370 |
| 43-3071 | Tellers | 169 | \$13.75 | \$11.68 | \$13.49 | \$15.58 | \$28,595 |
| 49-3093 | Tire Repairers & Changers | | \$15.42 | \$11.14 | \$15.31 | \$18.55 | \$32,082 |
| 51-4194 | Tool Grinders, Filers, & Sharpeners | | \$20.66 | \$19.25 | \$20.85 | \$22.46 | \$42,980 |
| 13-1151 | Training & Development Specialists | 21 | \$23.88 | \$11.55 | \$25.40 | \$29.39 | \$49,663 |
| 53-6099 | Transportation Wkrs, All Other | 11 | \$25.64 | \$23.67 | \$26.68 | \$30.15 | \$53,328 |
| 11-3071 | Transportation, Storage, & Distribution Mgrs | 39 | \$41.09 | \$32.98 | \$39.86 | \$46.19 | \$85,460 |

| SOC Code | Longview, WA MSA Occupational Title | Estimated Employment | Average Wage | Percentiles | | | Annual Wage |
|----------|--|----------------------|--------------|-------------|---------|---------|-------------|
| | | | | 25th | 50th | 75th | |
| 53-1031 | Transpnt/Material-Mvng Vehicle Ops, 1st-Ln Spvrs/Mgrs | | \$31.74 | \$21.04 | \$30.37 | \$38.93 | \$66,027 |
| 37-3013 | Tree Trimmers & Pruners | | \$17.66 | \$15.78 | \$16.92 | \$18.05 | \$36,740 |
| 53-3032 | Truck Drivers, Heavy & Tractor-Trailer | | \$17.58 | \$15.45 | \$17.46 | \$20.03 | \$36,566 |
| 53-3033 | Truck Drivers, Light or Delivery Svcs | | \$18.08 | \$12.20 | \$15.81 | \$20.99 | \$37,621 |
| 19-3051 | Urban & Regional Planners | 20 | \$31.68 | \$26.71 | \$30.19 | \$36.62 | \$65,881 |
| 29-1131 | Veterinarians | 12 | \$44.53 | \$41.63 | \$44.87 | \$46.57 | \$92,634 |
| 29-2056 | Veterinary Technologists & Technicians | | \$15.80 | \$13.84 | \$16.20 | \$17.93 | \$32,873 |
| 25-1194 | Vocational Education Teachers, Postsecondary | 80 | \$20.93 | \$16.37 | \$18.36 | \$25.79 | \$43,531 |
| 25-2032 | Vocational Education Teachers, Secondary School | 38 | | | | | \$61,678 |
| 35-3031 | Waiters & Waitresses | 626 | \$13.12 | \$12.21 | \$13.40 | \$14.60 | \$27,292 |
| 51-8031 | Water & Liquid Waste Treatment Plant & System Ops | 29 | \$26.38 | \$22.58 | \$26.10 | \$30.08 | \$54,860 |
| 43-5111 | Weighers, Measurers, Checkers, & Samplers, Recordkeeping | | \$11.44 | \$9.40 | \$10.00 | \$11.84 | \$23,789 |
| 51-4121 | Welders, Cutters, Solderers, & Brazers | 83 | \$25.54 | \$19.87 | \$23.89 | \$32.02 | \$53,123 |
| 13-1022 | Wholesale & Retail Buyers, Not Farm Products | 17 | \$22.68 | \$16.92 | \$18.94 | \$26.21 | \$47,180 |
| 51-7042 | Woodworking Machine Setters/Ops/Tenders (Not Sawing) | | \$23.68 | \$20.29 | \$24.65 | \$27.62 | \$49,251 |
| 19-1023 | Zoologists & Wildlife Biologists | 20 | \$31.83 | \$26.20 | \$29.56 | \$37.98 | \$66,197 |

Mount Vernon-Anacortes, WA MSA
2012 Occupational Employment
and Wage Estimates
Includes Skagit County



| SOC Code | Mount Vernon-Anacortes, WA MSA Occupational Title | Estimated Employment | Average Wage | Percentiles | | | Annual Wage |
|----------|--|----------------------|--------------|-------------|---------|---------|-------------|
| | | | | 25th | 50th | 75th | |
| 13-2011 | Accountants & Auditors | 264 | \$29.18 | \$23.78 | \$28.21 | \$34.03 | \$60,695 |
| 11-3011 | Administrative Svcs Mgrs | 38 | \$46.64 | \$31.43 | \$42.70 | \$54.51 | \$97,017 |
| 41-3011 | Advertising Sales Agents | 30 | \$22.40 | \$11.54 | \$18.09 | \$28.93 | \$46,596 |
| 49-3011 | Aircraft Mechanics & Svc Technicians | 23 | \$21.54 | \$17.91 | \$21.82 | \$25.66 | \$44,797 |
| 39-3091 | Amusement & Recreation Attendants | 103 | \$9.70 | \$9.04 | \$9.29 | \$9.66 | \$20,188 |
| 17-1011 | Architects, Not Landscape & Naval | | \$25.18 | \$23.51 | \$25.70 | \$27.81 | \$52,389 |
| 17-3011 | Architectural & Civil Drafters | 14 | \$24.25 | \$20.93 | \$22.68 | \$27.06 | \$50,435 |
| 51-2099 | Assemblers & Fabricators, All Other | 107 | \$21.07 | \$15.91 | \$20.22 | \$25.17 | \$43,828 |
| 49-3021 | Automotive Body & Related Repairers | 45 | \$22.16 | \$17.18 | \$20.63 | \$23.73 | \$46,090 |
| 49-3023 | Automotive Svc Technicians & Mechanics | 302 | \$21.97 | \$15.40 | \$21.27 | \$26.96 | \$45,700 |
| 51-3011 | Bakers | 71 | \$14.57 | \$12.63 | \$13.94 | \$16.06 | \$30,306 |
| 35-3011 | Bartenders | 134 | \$12.34 | \$9.22 | \$12.34 | \$14.68 | \$25,668 |
| 43-3011 | Bill & Account Collectors | 43 | \$16.81 | \$13.16 | \$14.94 | \$20.40 | \$34,973 |
| 43-3021 | Billing & Posting Clerks & Machine Operators | 179 | \$17.58 | \$15.71 | \$17.23 | \$18.80 | \$36,565 |
| 19-4021 | Biological Technicians | 40 | \$16.29 | \$12.48 | \$16.27 | \$18.95 | \$33,875 |
| 43-3031 | Bookkeeping, Accounting, & Auditing Clerks | 791 | \$17.84 | \$14.50 | \$17.59 | \$21.16 | \$37,098 |
| 49-3031 | Bus & Truck Mechanics & Diesel Engine Specialists | 223 | \$22.64 | \$19.57 | \$23.74 | \$26.77 | \$47,091 |
| 53-3022 | Bus Drivers, School | 184 | \$19.11 | \$17.12 | \$19.28 | \$21.41 | \$39,746 |
| 13-1199 | Business Operations Specialists, All Other | 150 | \$29.95 | \$24.30 | \$28.40 | \$33.81 | \$62,287 |
| 51-3021 | Butchers & Meat Cutters | 60 | \$18.29 | \$16.28 | \$19.72 | \$21.65 | \$38,047 |
| 51-7011 | Cabinetmakers & Bench Carpenters | 43 | \$19.25 | \$16.94 | \$19.61 | \$21.76 | \$40,036 |
| 53-5021 | Captains, Mates, & Pilots of Water Vessels | 26 | | | | | |
| 47-2031 | Carpenters | 413 | \$23.24 | \$18.01 | \$22.36 | \$27.16 | \$48,339 |
| 41-2011 | Cashiers | 1,153 | \$12.63 | \$9.48 | \$10.75 | \$13.66 | \$26,282 |
| 47-2051 | Cement Masons & Concrete Finishers | 12 | \$18.29 | \$15.50 | \$18.86 | \$21.89 | \$38,035 |
| 35-1011 | Chefs & Head Cooks | | \$19.75 | \$16.88 | \$19.24 | \$22.32 | \$41,073 |
| 19-2031 | Chemists | | \$21.82 | \$20.50 | \$21.80 | \$23.10 | \$45,378 |
| 11-1011 | Chief Executives | 48 | \$71.23 | \$50.32 | \$63.31 | \$84.21 | \$148,160 |
| 39-9011 | Child Care Wkrs | 229 | \$9.44 | \$8.98 | \$9.20 | \$9.41 | \$19,639 |
| 21-1021 | Child, Family, & School Social Wkrs | 75 | \$21.15 | \$16.75 | \$20.69 | \$25.50 | \$43,991 |
| 17-3022 | Civil Engineering Technicians | 48 | \$26.45 | \$22.41 | \$25.69 | \$31.07 | \$55,017 |
| 17-2051 | Civil Engineers | 136 | \$34.47 | \$29.10 | \$32.81 | \$38.88 | \$71,697 |
| 53-7061 | Cleaners of Vehicles & Equipment | 82 | \$10.90 | \$9.22 | \$10.20 | \$12.33 | \$22,669 |
| 19-3031 | Clinical, Counseling, & School Psychologists | 21 | \$33.49 | \$28.91 | \$33.37 | \$38.20 | \$69,665 |
| 27-2022 | Coaches & Scouts | 84 | | | | | \$29,335 |
| 51-9121 | Coating/Painting/Spraying Machine Setters/Ops/Tenders | 37 | \$17.35 | \$14.78 | \$17.07 | \$19.34 | \$36,088 |
| 35-3021 | Comb Food Preparation & Serving Wkrs, Inc Fast Food | 836 | \$10.41 | \$9.07 | \$9.35 | \$11.03 | \$21,658 |
| 27-1021 | Commercial & Industrial Designers | 13 | \$26.68 | \$19.65 | \$26.97 | \$34.07 | \$55,495 |
| 21-1798 | Community & Social Service Specialists, All Other | 21 | \$21.21 | \$11.46 | \$18.27 | \$30.33 | \$44,115 |
| 13-1041 | Compliance Ofcrrs (Not Ag/Const/Safety/Transportn) | 36 | \$25.68 | \$17.22 | \$26.05 | \$31.94 | \$53,406 |
| 11-3021 | Computer & Information Systems Mgrs | 39 | \$51.87 | \$39.83 | \$44.11 | \$56.91 | \$107,897 |
| 15-1799 | Computer Occupations, All Other | 15 | \$31.11 | \$29.81 | \$32.62 | \$34.94 | \$64,700 |
| 15-1131 | Computer Programmers | | \$39.63 | \$37.93 | \$41.95 | \$45.97 | \$82,422 |
| 15-1132 | Computer Software Engineers, Applications | 44 | \$44.45 | \$38.02 | \$44.72 | \$52.92 | \$92,452 |
| 15-1150 | Computer Support Specialists | 104 | \$26.48 | \$22.27 | \$25.81 | \$29.54 | \$55,075 |
| 15-1121 | Computer Systems Analysts | 22 | \$41.50 | \$32.70 | \$38.68 | \$45.83 | \$86,322 |
| 49-2011 | Computer, Automated Teller, & Office Machine Repairers | 12 | | | | | |
| 51-4011 | Computer-Controlled Machine Tool Ops, Mtl/Plastic | 60 | \$18.46 | \$16.27 | \$18.07 | \$20.86 | \$38,396 |
| 19-1031 | Conservation Scientists | 65 | \$28.53 | \$21.98 | \$25.62 | \$33.75 | \$59,328 |
| 47-4011 | Construction & Building Inspectors | 30 | \$29.32 | \$25.49 | \$31.81 | \$34.03 | \$60,984 |
| 47-2061 | Construction Laborers | 199 | \$17.66 | \$14.48 | \$16.68 | \$19.10 | \$36,737 |
| 11-9021 | Construction Mgrs | 48 | \$56.13 | \$38.72 | \$49.82 | \$68.70 | \$116,752 |
| 47-1011 | Construction Trades/Extraction Wkrs, 1st-Ln Spvs/Mgrs | 205 | \$32.48 | \$22.62 | \$30.71 | \$41.08 | \$67,566 |
| 35-2019 | Cooks, All Other | 13 | \$10.80 | \$9.61 | \$10.54 | \$11.52 | \$22,468 |
| 35-2012 | Cooks, Institution & Cafeteria | 214 | \$14.26 | \$11.00 | \$13.50 | \$16.60 | \$29,649 |

| SOC Code | Mount Vernon-Anacortes, WA MSA Occupational Title | Estimated Employment | Average Wage | Percentiles | | | Annual Wage |
|----------|--|----------------------|--------------|-------------|---------|---------|-------------|
| | | | | 25th | 50th | 75th | |
| 35-2014 | Cooks, Restaurant | 548 | \$12.62 | \$10.98 | \$12.70 | \$14.14 | \$26,259 |
| 35-2015 | Cooks, Short Order | | \$12.27 | \$10.65 | \$11.95 | \$13.76 | \$25,512 |
| 13-1051 | Cost Estimators | 59 | \$31.13 | \$26.06 | \$31.48 | \$35.12 | \$64,758 |
| 41-2021 | Counter & Rental Clerks | 286 | \$12.68 | \$9.42 | \$10.99 | \$14.23 | \$26,371 |
| 35-3022 | Counter Attendants, Cafeteria, Concession, Coffee Shop | 457 | \$10.43 | \$9.10 | \$9.47 | \$11.14 | \$21,693 |
| 43-5021 | Couriers & Messengers | | \$13.86 | \$12.15 | \$13.60 | \$15.01 | \$28,825 |
| 43-4031 | Court, Municipal, & License Clerks | 93 | \$21.72 | \$19.93 | \$21.19 | \$23.04 | \$45,181 |
| 51-9021 | Crush/Grind/Polishing Machine Setters/Ops/Tenders | 11 | \$16.48 | \$15.64 | \$16.71 | \$17.78 | \$34,274 |
| 25-4012 | Curators | | \$15.12 | \$9.66 | \$14.73 | \$19.03 | \$31,461 |
| 43-4051 | Customer Svc Reps | 387 | \$15.52 | \$11.31 | \$15.27 | \$18.47 | \$32,299 |
| 43-9021 | Data Entry Keyers | 23 | \$13.05 | \$11.11 | \$12.60 | \$14.06 | \$27,146 |
| 31-9091 | Dental Assistants | 196 | \$19.25 | \$16.45 | \$18.50 | \$21.95 | \$40,045 |
| 29-2021 | Dental Hygienists | 93 | \$45.01 | \$40.88 | \$44.71 | \$50.27 | \$93,617 |
| 51-9081 | Dental Laboratory Technicians | 21 | \$20.30 | \$10.93 | \$22.41 | \$27.64 | \$42,236 |
| 29-1021 | Dentists, General | 40 | \$77.54 | \$61.36 | \$67.33 | \$73.64 | \$161,269 |
| 33-3021 | Detectives & Criminal Investigators | 19 | \$33.83 | \$31.47 | \$33.66 | \$35.85 | \$70,365 |
| 29-2032 | Diagnostic Medical Sonographers | 24 | \$37.28 | \$33.16 | \$37.70 | \$42.57 | \$77,536 |
| 29-1031 | Dietitians & Nutritionists | 22 | \$32.70 | \$25.81 | \$33.04 | \$41.60 | \$68,007 |
| 35-9011 | Dining Room & Cafeteria Attendants & Bartender Helpers | 117 | \$9.96 | \$9.09 | \$9.37 | \$10.36 | \$20,733 |
| 35-9021 | Dishwashers | 235 | \$10.28 | \$9.23 | \$10.03 | \$11.05 | \$21,379 |
| 43-5032 | Dispatchers, Not Police, Fire, & Ambulance | 53 | \$20.28 | \$17.67 | \$20.44 | \$22.64 | \$42,171 |
| 17-3019 | Drafters, All Other | 22 | \$24.27 | \$20.46 | \$25.13 | \$28.03 | \$50,488 |
| 53-3031 | Driver/Sales Wkrs | | \$14.96 | \$13.02 | \$15.08 | \$17.15 | \$31,121 |
| 47-2081 | Drywall & Ceiling Tile Installers | 25 | \$22.29 | \$20.11 | \$21.75 | \$24.51 | \$46,368 |
| 27-3041 | Editors | 20 | \$24.94 | \$22.33 | \$25.01 | \$27.55 | \$51,881 |
| 11-9031 | Educ Administrators, Preschool/Child Care Center/Pgms | 11 | \$26.66 | \$24.55 | \$26.77 | \$29.00 | \$55,454 |
| 11-9039 | Education Administrators, All Other | 12 | \$27.60 | \$20.83 | \$22.97 | \$29.02 | \$57,418 |
| 11-9032 | Education Administrators, Elem & Secondary School | 77 | | | | | \$100,886 |
| 25-9099 | Education, Training, & Library Wkrs, All Other | 34 | \$20.75 | \$16.48 | \$20.07 | \$23.25 | \$43,157 |
| 21-1012 | Educational, Vocational, & School Counselors | 93 | \$28.72 | \$22.54 | \$28.63 | \$34.45 | \$59,741 |
| 17-2071 | Electrical Engineers | | \$35.17 | \$31.25 | \$34.23 | \$37.10 | \$73,158 |
| 47-2111 | Electricians | 349 | \$28.57 | \$16.43 | \$28.92 | \$39.89 | \$59,412 |
| 25-2021 | Elementary School Teachers, Not Special Education | 437 | | | | | \$60,206 |
| 43-4061 | Eligibility Interviewers, Government Programs | 46 | \$22.49 | \$20.99 | \$23.16 | \$23.72 | \$46,768 |
| 29-2041 | Emergency Medical Technicians & Paramedics | | \$24.53 | \$20.15 | \$24.50 | \$30.94 | \$51,004 |
| 11-9041 | Engineering Mgrs | 38 | \$56.00 | \$40.85 | \$53.30 | \$65.20 | \$116,471 |
| 17-2199 | Engineers, All Other | | \$28.38 | \$27.46 | \$29.56 | \$32.31 | \$59,048 |
| 19-4091 | Environmental Science & Protection Techs (Inc Health) | | \$20.34 | \$17.92 | \$20.23 | \$22.19 | \$42,314 |
| 19-2041 | Environmental Scientists & Specialists (Inc Health) | 54 | \$27.64 | \$23.89 | \$27.39 | \$29.57 | \$57,480 |
| 43-6011 | Executive Secretaries & Administrative Assistants | 113 | \$23.65 | \$19.52 | \$23.20 | \$27.14 | \$49,180 |
| 45-4021 | Fallers | 36 | \$22.54 | \$16.84 | \$21.26 | \$29.50 | \$46,876 |
| 29-1062 | Family & General Practitioners | 65 | \$75.37 | \$55.44 | \$74.52 | \$88.44 | \$156,761 |
| 45-1011 | Farming, Fishing, & Forestry Wkrs, 1st-Ln Sprvs/Mgrs | | \$26.12 | \$17.75 | \$29.36 | \$30.68 | \$54,336 |
| 45-2092 | FarmWkrs & Laborers, Crop, Nursery, & Greenhouse | | \$11.58 | \$9.84 | \$10.91 | \$12.75 | \$24,087 |
| 45-2093 | FarmWkrs, Farm & Ranch Animals | 45 | \$15.30 | \$13.38 | \$15.34 | \$17.22 | \$31,813 |
| 51-2091 | Fiberglass Laminators & Fabricators | 97 | \$15.79 | \$13.22 | \$14.86 | \$17.93 | \$32,838 |
| 43-4071 | File Clerks | 33 | \$13.16 | \$9.53 | \$13.13 | \$15.02 | \$27,372 |
| 11-3031 | Financial Mgrs | 97 | \$50.42 | \$38.57 | \$45.96 | \$56.24 | \$104,867 |
| 13-2099 | Financial Specialists, All Other | 18 | \$18.84 | \$16.64 | \$18.40 | \$21.08 | \$39,183 |
| 33-2011 | Fire Fighters | 172 | \$18.69 | \$9.31 | \$10.64 | \$32.76 | \$38,887 |
| 33-1021 | Fire Fighting & Prevention Wkrs, 1st-Ln spvrs/Mgrs of | 24 | \$38.82 | \$34.49 | \$39.63 | \$43.68 | \$80,748 |
| 39-9031 | Fitness Trainers & Aerobics Instructors | 111 | \$17.73 | \$13.37 | \$17.85 | \$21.48 | \$36,888 |
| 27-1023 | Floral Designers | | \$14.76 | \$13.13 | \$14.85 | \$16.94 | \$30,706 |
| 35-1012 | Food Preparation & Serving Wkrs, 1st-Ln Spvrs/Mgrs of | 292 | \$18.92 | \$15.74 | \$19.50 | \$22.35 | \$39,343 |
| 35-2021 | Food Preparation Wkrs | 219 | \$10.69 | \$9.12 | \$9.68 | \$11.78 | \$22,237 |
| 35-3041 | Food Servers, Nonrestaurant | 96 | \$10.46 | \$9.16 | \$9.54 | \$11.04 | \$21,753 |
| 11-9051 | Food Svc Mgrs | 40 | \$31.04 | \$17.52 | \$31.73 | \$36.86 | \$64,558 |
| 19-1032 | Foresters | 38 | \$26.56 | \$24.86 | \$24.87 | \$27.45 | \$55,256 |
| 11-1021 | General & Operations Mgrs | 275 | \$47.57 | \$32.45 | \$41.41 | \$55.22 | \$98,965 |
| 45-2041 | Graders & Sorters, Agricultural Products | 194 | \$9.75 | \$8.95 | \$9.15 | \$9.37 | \$20,274 |
| 27-1024 | Graphic Designers | 27 | \$19.29 | \$16.28 | \$18.02 | \$22.62 | \$40,114 |
| 39-5012 | Hairdressers, Hairstylists, & Cosmetologists | 198 | \$12.18 | \$9.19 | \$9.88 | \$13.71 | \$25,326 |

| SOC Code | Mount Vernon-Anacortes, WA MSA Occupational Title | Estimated Employment | Average Wage | Percentiles | | | Annual Wage |
|----------|--|----------------------|--------------|-------------|---------|---------|-------------|
| | | | | 25th | 50th | 75th | |
| 53-1021 | Hand Labor/Material Movers/Helpers, 1st-Ln Spvrs/Mgrs | 31 | \$20.65 | \$15.69 | \$19.78 | \$24.65 | \$42,948 |
| 47-4041 | Hazardous Materials Removal Wkrs | | \$17.41 | \$16.00 | \$17.20 | \$18.40 | \$36,216 |
| 21-1091 | Health Educators | 13 | \$34.08 | \$25.00 | \$29.62 | \$43.47 | \$70,888 |
| 29-2799 | Health Technologists & Technicians, All Other | 54 | \$27.96 | \$21.43 | \$28.51 | \$34.42 | \$58,157 |
| 31-9799 | Healthcare Support Workers, All Other | 136 | \$15.23 | \$13.20 | \$14.69 | \$17.17 | \$31,670 |
| 49-9021 | Heating, Air Cond, Refrigeration Mechanics & Installers | 31 | \$24.87 | \$23.78 | \$25.43 | \$27.65 | \$51,741 |
| 49-9098 | Helpers--Installation, Maintenance, & Repair Wkrs | 42 | \$12.38 | \$9.32 | \$10.63 | \$15.50 | \$25,751 |
| 51-9198 | Helpers--Production Wkrs | 75 | \$14.97 | \$11.05 | \$13.52 | \$17.52 | \$31,140 |
| 47-4051 | Highway Maintenance Wkrs | 87 | \$23.66 | \$20.26 | \$24.08 | \$26.45 | \$49,226 |
| 49-9031 | Home Appliance Repairers | | \$21.44 | \$18.79 | \$21.59 | \$25.36 | \$44,590 |
| 31-1011 | Home Health Aides | 130 | \$10.74 | \$9.72 | \$10.49 | \$11.25 | \$22,343 |
| 35-9031 | Hosts & Hostesses, Restaurant, Lounge, & Coffee Shop | | \$9.83 | \$9.17 | \$9.47 | \$10.18 | \$20,458 |
| 43-4081 | Hotel, Motel, & Resort Desk Clerks | 144 | \$12.10 | \$10.31 | \$11.71 | \$13.60 | \$25,159 |
| 37-1011 | Housekeeping/Janitorial Wkrs, 1st-Line Spvs/Mgrs | 59 | \$19.92 | \$11.42 | \$14.26 | \$20.50 | \$41,426 |
| 13-1078 | HR, Labor Relations, & Training Spec, All Other | 85 | \$28.40 | \$21.39 | \$27.90 | \$35.28 | \$59,061 |
| 43-4161 | Human Resources Assistants, Not Payroll & Timekeeping | 48 | \$20.50 | \$17.45 | \$20.97 | \$23.76 | \$42,639 |
| 11-3121 | Human Resources Managers | 19 | \$44.86 | \$31.75 | \$43.63 | \$55.40 | \$93,307 |
| 17-2112 | Industrial Engineers | 46 | \$40.55 | \$29.06 | \$40.15 | \$46.97 | \$84,348 |
| 49-9041 | Industrial Machinery Mechanics | 146 | \$28.37 | \$20.81 | \$25.91 | \$37.71 | \$59,016 |
| 11-3051 | Industrial Production Mgrs | 49 | \$40.27 | \$30.90 | \$38.28 | \$46.39 | \$83,773 |
| 53-7051 | Industrial Truck & Tractor Operators | 160 | \$15.39 | \$11.72 | \$15.17 | \$17.97 | \$31,999 |
| 15-1179 | Info Security Analyst, Web Dvlpr, & Cptr Netwk Architect | 20 | \$34.81 | \$30.85 | \$34.16 | \$38.46 | \$72,408 |
| 43-4199 | Information & Record Clerks, All Other | 49 | \$15.11 | \$11.98 | \$14.56 | \$17.47 | \$31,419 |
| 51-9061 | Inspectors, Testers, Sorters, Samplers, & Weighers | | \$18.72 | \$13.86 | \$20.06 | \$22.55 | \$38,945 |
| 49-9799 | Installation, Maintenance, & Repair Workers, All Other | 25 | \$22.56 | \$19.60 | \$22.41 | \$26.60 | \$46,920 |
| 25-9031 | Instructional Coordinators | 65 | \$30.96 | \$23.34 | \$32.31 | \$38.97 | \$64,384 |
| 43-9041 | Insurance Claims & Policy Processing Clerks | | \$19.19 | \$14.73 | \$18.20 | \$22.66 | \$39,933 |
| 41-3021 | Insurance Sales Agents | 96 | \$18.65 | \$13.55 | \$15.82 | \$18.91 | \$38,791 |
| 29-1063 | Internists, General | 13 | \$86.25 | \$77.34 | \$83.51 | \$89.69 | \$179,390 |
| 27-3091 | Interpreters & Translators | | \$21.98 | \$19.92 | \$21.19 | \$22.47 | \$45,727 |
| 43-4111 | Interviewers, Not Eligibility & Loan | 52 | \$20.52 | \$14.94 | \$20.33 | \$23.99 | \$42,677 |
| 37-2011 | Janitors & Cleaners, Not Maids & Housekeeping Cleaners | 689 | \$14.46 | \$10.64 | \$14.56 | \$17.39 | \$30,083 |
| 25-2012 | Kindergarten Teachers, Not Special Education | 56 | | | | | \$52,081 |
| 53-7062 | Laborers & Freight, Stock, & Material Movers, Hand | 433 | \$14.12 | \$10.15 | \$12.73 | \$17.42 | \$29,375 |
| 37-1012 | Landscape, Lawn, Groundskeep Wkrs, 1st-Line Supvrs/Mgrs | 30 | \$22.95 | \$16.48 | \$21.13 | \$30.71 | \$47,735 |
| 37-3011 | Landscaping & Groundskeeping Wkrs | 331 | \$13.98 | \$10.52 | \$12.27 | \$14.64 | \$29,067 |
| 51-6011 | Laundry & Dry-Cleaning Wkrs | 27 | \$11.03 | \$10.13 | \$10.88 | \$11.64 | \$22,934 |
| 23-1011 | Lawyers | 78 | \$37.26 | \$30.05 | \$35.43 | \$44.27 | \$77,489 |
| 43-6012 | Legal Secretaries | 34 | \$20.38 | \$17.64 | \$20.09 | \$22.83 | \$42,387 |
| 11-1031 | Legislators | 28 | | | | | \$49,535 |
| 25-4021 | Librarians | 41 | \$29.58 | \$24.41 | \$30.60 | \$34.98 | \$61,525 |
| 43-4121 | Library Assistants, Clerical | 56 | \$13.02 | \$9.49 | \$12.98 | \$15.98 | \$27,087 |
| 25-4031 | Library Technicians | 88 | \$15.51 | \$12.44 | \$15.61 | \$17.76 | \$32,251 |
| 29-2061 | Licensed Practical & Licensed Vocational Nurses | 198 | \$22.12 | \$19.98 | \$21.84 | \$24.17 | \$46,017 |
| 43-4131 | Loan Interviewers & Clerks | 50 | \$15.03 | \$12.44 | \$14.46 | \$17.91 | \$31,262 |
| 13-2072 | Loan Officers | 201 | \$35.40 | \$25.32 | \$31.35 | \$48.54 | \$73,634 |
| 45-4022 | Logging Equipment Operators | 41 | \$20.53 | \$19.41 | \$20.79 | \$22.16 | \$42,705 |
| 53-7063 | Machine Feeders & Offbearers | 20 | \$14.44 | \$12.47 | \$13.72 | \$14.96 | \$30,030 |
| 51-4041 | Machinists | 91 | \$25.59 | \$17.70 | \$25.14 | \$32.94 | \$53,236 |
| 37-2012 | Maids & Housekeeping Cleaners | 362 | \$10.51 | \$9.30 | \$10.24 | \$11.31 | \$21,850 |
| 49-9071 | Maintenance & Repair Workers, General | 360 | \$18.35 | \$13.63 | \$17.45 | \$23.05 | \$38,181 |
| 49-9043 | Maintenance Wkrs, Machinery | 36 | \$16.44 | \$11.40 | \$15.49 | \$19.10 | \$34,183 |
| 13-1111 | Management Analysts | 32 | \$43.82 | \$36.70 | \$42.50 | \$49.72 | \$91,150 |
| 13-1161 | Market Research Analysts | 61 | \$26.54 | \$20.10 | \$22.48 | \$31.39 | \$55,194 |
| 11-2021 | Marketing Mgrs | | \$44.11 | \$37.87 | \$43.46 | \$50.67 | \$91,731 |
| 31-9011 | Massage Therapists | 31 | \$31.17 | \$28.25 | \$32.09 | \$35.07 | \$64,839 |
| 51-3022 | Meat, Poultry, & Fish Cutters & Trimmers | | \$11.72 | \$9.95 | \$10.78 | \$11.61 | \$24,368 |
| 17-3013 | Mechanical Drafters | 15 | \$25.54 | \$20.73 | \$23.25 | \$28.37 | \$53,121 |
| 17-2141 | Mechanical Engineers | 43 | \$39.53 | \$32.56 | \$36.53 | \$49.07 | \$82,226 |
| 49-1011 | Mechanics, Installers, Repairers, 1st-Ln Spvrs/Mgrs | 182 | \$31.41 | \$24.99 | \$29.73 | \$36.06 | \$65,316 |
| 29-2012 | Medical & Clinical Laboratory Technicians | 64 | \$16.82 | \$13.95 | \$16.34 | \$18.94 | \$34,977 |
| 29-2011 | Medical & Clinical Laboratory Technologists | 66 | \$29.85 | \$26.21 | \$29.15 | \$33.70 | \$62,099 |

| SOC Code | Mount Vernon-Anacortes, WA MSA Occupational Title | Estimated Employment | Average Wage | Percentiles | | | Annual Wage |
|----------|---|----------------------|--------------|-------------|---------|---------|-------------|
| | | | | 25th | 50th | 75th | |
| 11-9111 | Medical & Health Svcs Mgrs | 82 | \$48.97 | \$32.90 | \$44.25 | \$56.93 | \$101,861 |
| 21-1022 | Medical & Public Health Social Wkrs | 32 | \$22.61 | \$16.76 | \$23.49 | \$28.04 | \$47,035 |
| 31-9092 | Medical Assistants | 283 | \$16.55 | \$14.73 | \$16.71 | \$18.55 | \$34,423 |
| 31-9093 | Medical Equipment Preparers | | \$17.52 | \$15.14 | \$17.55 | \$20.19 | \$36,445 |
| 29-2071 | Medical Records & Health Information Technicians | 142 | \$15.68 | \$11.47 | \$14.08 | \$19.01 | \$32,612 |
| 43-6013 | Medical Secretaries | 332 | \$18.42 | \$15.17 | \$17.70 | \$21.37 | \$38,325 |
| 31-9094 | Medical Transcriptionists | 45 | \$13.02 | \$9.16 | \$9.56 | \$14.12 | \$27,078 |
| 13-1121 | Meeting & Convention Planners | 11 | \$18.57 | \$13.07 | \$16.57 | \$21.64 | \$38,613 |
| 21-1023 | Mental Health & Substance Abuse Social Wkrs | | \$24.11 | \$21.16 | \$24.64 | \$27.42 | \$50,140 |
| 21-1014 | Mental Health Counselors | 11 | \$28.96 | \$23.51 | \$30.84 | \$33.89 | \$60,238 |
| 43-5041 | Meter Readers, Utilities | 15 | \$21.09 | \$17.01 | \$20.71 | \$25.42 | \$43,862 |
| 11-9199 | Mgrs, All Other | 46 | \$41.70 | \$31.19 | \$36.59 | \$49.53 | \$86,737 |
| 25-2022 | Middle School Teachers (Not Special Ed & Vocational) | 131 | | | | | \$58,863 |
| 49-9044 | Millwrights | | \$24.14 | \$18.01 | \$24.91 | \$29.14 | \$50,216 |
| 51-9023 | Mixing & Blending Machine Setters, Ops, & Tenders | 35 | \$13.08 | \$9.11 | \$9.60 | \$17.01 | \$27,209 |
| 49-3042 | Mobile Heavy Equipment Mechanics, Not Engines | 38 | \$22.18 | \$20.02 | \$21.96 | \$24.61 | \$46,128 |
| 49-3051 | Motorboat Mechanics | | \$19.48 | \$15.42 | \$18.56 | \$25.16 | \$40,517 |
| 11-9121 | Natural Sciences Mgrs | 36 | \$41.21 | \$36.54 | \$42.02 | \$46.70 | \$85,733 |
| 15-1142 | Network & Computer Systems Administrators | 62 | \$31.55 | \$25.16 | \$28.71 | \$36.35 | \$65,625 |
| 43-4141 | New Accounts Clerks | 43 | \$16.67 | \$15.14 | \$16.74 | \$18.26 | \$34,675 |
| 39-2021 | Nonfarm Animal Caretakers | 65 | \$12.01 | \$9.13 | \$9.74 | \$12.94 | \$24,998 |
| 41-1012 | Non-Retail Sales Wkrs, 1st-Line spvrs/Mgrs of | 82 | \$28.96 | \$17.82 | \$30.34 | \$35.84 | \$60,244 |
| 51-4012 | Numerical Tool & Process Control Programmers | 15 | | | | | |
| 31-1012 | Nursing Aides, Orderlies, & Attendants | 481 | \$14.49 | \$11.75 | \$13.49 | \$15.82 | \$30,135 |
| 29-9011 | Occupational Health & Safety Specialists | | \$30.77 | \$28.84 | \$31.07 | \$33.59 | \$63,998 |
| 29-1122 | Occupational Therapists | 34 | \$37.78 | \$27.65 | \$37.66 | \$47.53 | \$78,564 |
| 43-1011 | Office & Admin Support Wkrs, 1st-Line spvrs/Mgrs of | 512 | \$24.33 | \$18.72 | \$23.13 | \$29.55 | \$50,607 |
| 43-9799 | Office & Administrative Support Workers, All Other | 142 | \$14.35 | \$11.24 | \$13.38 | \$16.15 | \$29,844 |
| 43-9061 | Office Clerks, General | 625 | \$15.56 | \$12.29 | \$14.37 | \$17.63 | \$32,365 |
| 43-9071 | Office Machine Operators, Not Computer | 13 | \$15.17 | \$12.48 | \$15.10 | \$18.35 | \$31,556 |
| 47-2073 | Operating Engineers/Construction Equipment Ops | 142 | \$23.72 | \$18.18 | \$21.98 | \$27.62 | \$49,354 |
| 29-2081 | Opticians, Dispensing | 18 | \$20.89 | \$17.36 | \$21.47 | \$24.97 | \$43,457 |
| 43-4151 | Order Clerks | 46 | \$14.11 | \$11.26 | \$13.35 | \$16.52 | \$29,349 |
| 49-3053 | Outdoor Power Equipment & Other Small Engine Mechanics | | \$16.65 | \$15.41 | \$16.75 | \$18.09 | \$34,633 |
| 51-9111 | Packaging & Filling Machine Operators & Tenders | 93 | \$12.16 | \$9.52 | \$10.97 | \$14.60 | \$25,308 |
| 53-7064 | Packers & Packagers, Hand | 175 | \$11.45 | \$9.18 | \$9.77 | \$12.54 | \$23,822 |
| 47-2141 | Painters, Construction & Maintenance | 59 | \$23.96 | \$20.38 | \$24.46 | \$27.69 | \$49,834 |
| 51-9122 | Painters, Transportation Equipment | 30 | \$18.87 | \$15.22 | \$18.59 | \$22.15 | \$39,260 |
| 51-9123 | Painting, Coating, & Decorating Wkrs | | \$15.83 | \$14.02 | \$15.95 | \$17.74 | \$32,931 |
| 23-2011 | Paralegals & Legal Assistants | 65 | \$21.86 | \$17.99 | \$20.39 | \$22.75 | \$45,471 |
| 41-2022 | Parts Salespersons | 192 | \$18.52 | \$13.76 | \$17.82 | \$22.16 | \$38,523 |
| 43-3051 | Payroll & Timekeeping Clerks | 68 | \$20.54 | \$17.09 | \$20.55 | \$23.68 | \$42,732 |
| 13-2052 | Personal Financial Advisors | 11 | \$33.50 | \$20.88 | \$26.21 | \$46.77 | \$69,666 |
| 39-1021 | Personal Svc Wkrs, 1st-Line Supervisors/Mgrs of | 40 | \$21.17 | \$17.86 | \$21.06 | \$24.29 | \$44,033 |
| 29-1051 | Pharmacists | 104 | \$48.70 | \$46.62 | \$53.00 | \$60.30 | \$101,289 |
| 31-9095 | Pharmacy Aides | | \$9.88 | \$9.15 | \$9.41 | \$9.67 | \$20,550 |
| 29-2052 | Pharmacy Technicians | 126 | \$18.79 | \$16.25 | \$18.57 | \$21.17 | \$39,087 |
| 51-9151 | Photographic Process Wkrs & Processing Machine Ops | | \$13.10 | \$11.26 | \$12.82 | \$14.44 | \$27,243 |
| 29-1069 | Phys/Surgeons, A/O (Cardiologists, Dermatologists, etc) | 44 | \$98.36 | \$74.96 | | | \$204,605 |
| 31-2022 | Physical Therapist Aides | 38 | \$13.82 | \$12.77 | \$13.79 | \$14.81 | \$28,756 |
| 31-2021 | Physical Therapist Assistants | 36 | \$25.51 | \$21.19 | \$23.91 | \$29.80 | \$53,047 |
| 29-1123 | Physical Therapists | 99 | \$39.44 | \$33.75 | \$39.63 | \$45.22 | \$82,025 |
| 29-1071 | Physician Assistants | 26 | \$43.79 | \$38.63 | \$44.11 | \$50.71 | \$91,088 |
| 47-2152 | Plumbers, Pipefitters, & Steamfitters | 175 | \$30.75 | \$23.58 | \$29.13 | \$38.09 | \$63,957 |
| 33-1012 | Police & Detectives, 1st-Line Supervisors/Mgrs of | 32 | \$40.70 | \$38.01 | \$40.85 | \$43.84 | \$84,670 |
| 33-3051 | Police & Sheriff's Patrol Officers | 166 | \$31.64 | \$29.88 | \$32.10 | \$34.66 | \$65,803 |
| 43-5051 | Postal Svc Clerks | 28 | \$25.85 | \$25.88 | \$25.89 | \$25.89 | \$53,754 |
| 43-5052 | Postal Svc Mail Carriers | 112 | \$24.69 | \$21.59 | \$26.05 | \$27.07 | \$51,345 |
| 43-5053 | Postal Svc Mail Sorters/Processors/Processing Mach Ops | 10 | \$19.02 | \$12.81 | \$19.79 | \$25.89 | \$39,556 |
| 11-9131 | Postmasters & Mail Superintendents | 14 | \$29.51 | \$25.18 | \$28.90 | \$36.97 | \$61,392 |
| 25-2011 | Preschool Teachers, Not Special Education | 76 | \$14.88 | \$10.82 | \$13.18 | \$19.24 | \$30,955 |
| 51-5112 | Printing Press Operators | 18 | \$22.93 | \$20.40 | \$23.42 | \$26.59 | \$47,693 |

| SOC Code | Mount Vernon-Anacortes, WA MSA Occupational Title | Estimated Employment | Average Wage | Percentiles | | | Annual Wage |
|----------|--|----------------------|--------------|-------------|---------|---------|-------------|
| | | | | 25th | 50th | 75th | |
| 43-3061 | Procurement Clerks | 27 | \$19.44 | \$16.63 | \$18.65 | \$22.13 | \$40,428 |
| 51-1011 | Production & Operating Wkrs, 1st-Line spvrs/Mgrs of | 213 | \$30.16 | \$23.16 | \$29.21 | \$35.81 | \$62,745 |
| 51-9399 | Production Workers, All Other | 34 | \$20.17 | \$15.71 | \$17.46 | \$23.45 | \$41,951 |
| 43-5061 | Production, Planning, & Expediting Clerks | 42 | \$25.01 | \$15.83 | \$23.11 | \$29.69 | \$52,037 |
| 11-9141 | Property, Real Estate, & Community Association Mgrs | 28 | \$20.26 | \$9.32 | \$24.02 | \$27.08 | \$42,133 |
| 33-1099 | Protective Svc Wkrs A/O, 1st-Line spvrs/Mgrs of | 10 | \$35.58 | \$32.82 | \$36.95 | \$36.96 | \$74,016 |
| 33-9099 | Protective Svc Wkrs, All Other | 49 | \$20.03 | \$14.80 | \$20.02 | \$24.73 | \$41,658 |
| 11-2031 | Public Relations Mgrs | 14 | \$38.37 | \$27.94 | \$36.25 | \$48.19 | \$79,807 |
| 27-3031 | Public Relations Specialists | 51 | \$27.29 | \$23.94 | \$26.48 | \$29.02 | \$56,761 |
| 13-1023 | Purchasing Agents (Not Wholesale/Retail/Farm Prodcnts) | 59 | \$27.12 | \$21.42 | \$24.63 | \$31.43 | \$56,429 |
| 11-3061 | Purchasing Mgrs | | \$32.45 | \$25.97 | \$28.94 | \$40.11 | \$67,501 |
| 29-2037 | Radiologic Technologists & Technicians | 84 | \$34.30 | \$26.39 | \$33.91 | \$42.47 | \$71,346 |
| 43-4171 | Receptionists & Information Clerks | 355 | \$13.69 | \$10.83 | \$13.41 | \$15.91 | \$28,480 |
| 39-9032 | Recreation Wkrs | | \$12.96 | \$9.60 | \$11.46 | \$14.17 | \$26,970 |
| 53-7081 | Refuse & Recyclable Material Collectors | 79 | \$25.02 | \$22.87 | \$25.39 | \$27.72 | \$52,051 |
| 29-1111 | Registered Nurses | 804 | \$37.83 | \$29.18 | \$37.61 | \$44.93 | \$78,681 |
| 21-1015 | Rehabilitation Counselors | 152 | \$22.03 | \$16.59 | \$23.67 | \$26.79 | \$45,837 |
| 41-1011 | Retail Sales Wkrs, 1st-Line Supervisors/Mgrs of | 452 | \$21.76 | \$15.05 | \$19.47 | \$23.75 | \$45,270 |
| 41-2031 | Retail Salespersons | 1,879 | \$13.23 | \$9.67 | \$11.36 | \$14.43 | \$27,512 |
| 47-2181 | Roofers | 58 | \$17.39 | \$14.12 | \$18.41 | \$20.74 | \$36,179 |
| 53-5011 | Sailors & Marine Oilers | 35 | \$20.95 | \$13.98 | \$21.61 | \$26.76 | \$43,581 |
| 41-9799 | Sales & Related Workers, All Other | 55 | \$20.17 | \$14.01 | \$21.68 | \$25.60 | \$41,940 |
| 11-2022 | Sales Mgrs | 61 | \$55.42 | \$35.74 | \$53.33 | \$67.55 | \$115,280 |
| 41-3099 | Sales Reps, Svcs, All Other | 119 | \$26.07 | \$17.21 | \$24.16 | \$29.92 | \$54,215 |
| 41-4012 | Sales Reps, Wholesale/Manuf (Not Tech/Sci Prdcts) | 454 | \$25.00 | \$16.03 | \$21.81 | \$30.34 | \$52,001 |
| 41-4011 | Sales Reps, Wholesale/Manuf, Tech.Scientific Prdcts | 18 | \$25.78 | \$15.18 | \$18.14 | \$35.89 | \$53,628 |
| 51-7041 | Sawing Machine Setters, Ops, & Tenders, Wood | 77 | \$20.01 | \$16.86 | \$19.06 | \$22.79 | \$41,615 |
| 25-2031 | Secondary School Teachers (Not Special/Voc Ed) | 268 | | | | | \$59,015 |
| 43-6014 | Secretaries, Not Legal, Medical, & Executive | 598 | \$17.11 | \$14.15 | \$17.04 | \$20.19 | \$35,583 |
| 41-3031 | Securities, Commodities, & Financial Svcs Sales Agents | 67 | \$37.38 | \$19.15 | \$25.74 | \$29.68 | \$77,740 |
| 33-9032 | Security Guards | 109 | \$14.94 | \$10.42 | \$12.79 | \$20.25 | \$31,072 |
| 25-3021 | Self-Enrichment Education Teachers | 68 | \$20.52 | \$14.50 | \$19.22 | \$25.98 | \$42,690 |
| 51-6031 | Sewing Machine Operators | 26 | \$11.86 | \$9.68 | \$10.69 | \$11.76 | \$24,672 |
| 43-5071 | Shipping, Receiving, & Traffic Clerks | 144 | \$15.79 | \$12.90 | \$14.88 | \$18.39 | \$32,833 |
| 11-9151 | Social & Community Svc Mgrs | 57 | \$37.00 | \$29.82 | \$35.75 | \$45.13 | \$76,958 |
| 21-1093 | Social & Human Svc Assistants | 251 | \$12.56 | \$10.48 | \$11.42 | \$13.87 | \$26,133 |
| 19-3099 | Social Scientists & Related Wkrs, All Other | 16 | \$34.87 | \$28.46 | \$35.58 | \$41.72 | \$72,527 |
| 21-1029 | Social Wkrs, All Other | 12 | \$25.36 | \$23.53 | \$26.32 | \$28.14 | \$52,733 |
| 25-2041 | Special Ed Teachers, Preschool, Kindergarten, Elementary | 66 | | | | | \$59,455 |
| 25-2053 | Special Education Teachers, Middle School | 15 | | | | | \$61,679 |
| 25-2054 | Special Education Teachers, Secondary School | 29 | | | | | \$55,382 |
| 29-1127 | Speech-Language Pathologists | 40 | \$33.23 | \$26.68 | \$31.92 | \$36.78 | \$69,120 |
| 51-8021 | Stationary Engineers & Boiler Operators | 27 | \$32.87 | \$26.81 | \$29.20 | \$35.41 | \$68,382 |
| 43-5081 | Stock Clerks & Order Fillers | 538 | \$13.87 | \$10.81 | \$13.15 | \$16.55 | \$28,842 |
| 47-2221 | Structural Iron & Steel Wkrs | | \$15.98 | \$11.27 | \$14.68 | \$18.65 | \$33,238 |
| 51-2041 | Structural Metal Fabricators & Fitters | 39 | \$22.39 | \$16.91 | \$21.55 | \$28.96 | \$46,573 |
| 21-1011 | Substance Abuse & Behavioral Disorder Counselors | 37 | \$21.81 | \$19.15 | \$21.58 | \$24.97 | \$45,367 |
| 29-1067 | Surgeons | 28 | \$107.33 | \$84.27 | | | \$223,242 |
| 29-2055 | Surgical Technologists | 13 | \$25.72 | \$21.16 | \$25.06 | \$30.88 | \$53,501 |
| 17-3031 | Surveying & Mapping Technicians | 26 | \$21.30 | \$18.07 | \$21.01 | \$24.74 | \$44,315 |
| 17-1022 | Surveyors | 13 | \$37.27 | \$33.33 | \$36.64 | \$42.53 | \$77,511 |
| 53-6031 | Svc Station Attendants | | \$13.89 | \$12.44 | \$13.70 | \$15.34 | \$28,897 |
| 43-2011 | Switchboard Operators, Including Answering Svc | 40 | \$12.92 | \$10.65 | \$12.10 | \$14.32 | \$26,875 |
| 25-9041 | Teacher Assistants | 704 | | | | | \$32,769 |
| 25-3999 | Teachers, Primary, Secondary, & Adult, All Others | 396 | | | | | \$39,001 |
| 51-2092 | Team Assemblers | 114 | \$14.37 | \$11.81 | \$13.56 | \$16.33 | \$29,881 |
| 43-3071 | Tellers | 189 | \$12.46 | \$10.85 | \$12.16 | \$13.91 | \$25,919 |
| 49-3093 | Tire Repairers & Changers | | \$15.17 | \$11.31 | \$14.33 | \$19.27 | \$31,548 |
| 23-2093 | Title Examiners, Abstractors, & Searchers | | \$21.37 | \$19.51 | \$21.43 | \$23.53 | \$44,449 |
| 13-1151 | Training & Development Specialists | | \$34.48 | \$31.34 | \$36.78 | \$41.49 | \$71,721 |
| 11-3071 | Transportation, Storage, & Distribution Mgrs | 31 | \$42.52 | \$33.16 | \$40.82 | \$45.46 | \$88,431 |
| 53-1031 | Transpntn/Material-Mvng Vehicle Ops, 1st-Ln Spvrs/Mgrs | 71 | \$28.11 | \$20.91 | \$26.20 | \$33.73 | \$58,478 |

| SOC Code | Mount Vernon-Anacortes, WA MSA Occupational Title | Estimated Employment | Average Wage | Percentiles | | | Annual Wage |
|----------|--|----------------------|--------------|-------------|---------|---------|-------------|
| | | | | 25th | 50th | 75th | |
| 41-3041 | Travel Agents | 12 | \$14.22 | \$12.85 | \$14.16 | \$15.53 | \$29,572 |
| 53-3032 | Truck Drivers, Heavy & Tractor-Trailer | 651 | \$20.94 | \$17.69 | \$20.67 | \$23.41 | \$43,566 |
| 53-3033 | Truck Drivers, Light or Delivery Svcs | 193 | \$14.40 | \$11.34 | \$14.83 | \$16.98 | \$29,949 |
| 19-3051 | Urban & Regional Planners | 30 | \$33.83 | \$29.44 | \$34.29 | \$38.10 | \$70,385 |
| 39-3031 | Ushers, Lobby Attendants, & Ticket Takers | 21 | \$9.85 | \$9.11 | \$9.39 | \$10.21 | \$20,487 |
| 29-1131 | Veterinarians | 35 | \$42.61 | \$34.05 | \$41.39 | \$46.61 | \$88,630 |
| 31-9096 | Veterinary Assistants & Laboratory Animal Caretakers | | \$13.12 | \$11.80 | \$13.15 | \$14.57 | \$27,287 |
| 29-2056 | Veterinary Technologists & Technicians | 47 | \$16.75 | \$14.87 | \$16.58 | \$18.23 | \$34,824 |
| 25-1194 | Vocational Education Teachers, Postsecondary | 105 | \$20.40 | \$15.67 | \$18.36 | \$24.85 | \$42,439 |
| 35-3031 | Waiters & Waitresses | 816 | \$12.65 | \$9.68 | \$13.01 | \$14.28 | \$26,318 |
| 51-8031 | Water & Liquid Waste Treatment Plant & System Ops | 79 | \$27.45 | \$24.50 | \$27.91 | \$31.86 | \$57,105 |
| 43-5111 | Weighers, Measurers, Checkers, & Samplers, Recordkeeping | 14 | \$17.19 | \$14.32 | \$17.85 | \$20.56 | \$35,746 |
| 51-4121 | Welders, Cutters, Solderers, & Brazers | 97 | \$20.80 | \$17.67 | \$20.81 | \$24.34 | \$43,269 |
| 13-1022 | Wholesale & Retail Buyers, Not Farm Products | | \$31.51 | \$18.59 | \$27.48 | \$48.75 | \$65,541 |
| 51-7042 | Woodworking Machine Setters/Ops/Tenders (Not Sawing) | 57 | \$17.35 | \$14.23 | \$17.03 | \$20.20 | \$36,094 |
| 43-9022 | Word Processors & Typists | 24 | \$16.40 | \$11.66 | \$16.95 | \$20.84 | \$34,107 |
| 19-1023 | Zoologists & Wildlife Biologists | 58 | \$27.07 | \$22.71 | \$28.42 | \$30.39 | \$56,309 |

Olympia, WA MSA
2012 Occupational Employment
and Wage Estimates
Includes Thurston County



| SOC Code | Olympia, WA MSA Occupational Title | Estimated Employment | Average Wage | Percentiles | | | Annual Wage |
|----------|---|----------------------|--------------|-------------|---------|---------|-------------|
| | | | | 25th | 50th | 75th | |
| 13-2011 | Accountants & Auditors | 1,351 | \$27.30 | \$22.51 | \$26.12 | \$31.02 | \$56,784 |
| 11-3011 | Administrative Svcs Mgrs | 275 | \$41.19 | \$34.42 | \$40.94 | \$46.24 | \$85,683 |
| 25-3011 | Adult Literacy, Remedial Ed, GED Teachers/Inst | 55 | \$23.19 | \$20.17 | \$22.35 | \$25.88 | \$48,224 |
| 41-3011 | Advertising Sales Agents | 119 | \$19.32 | \$11.37 | \$15.28 | \$22.80 | \$40,189 |
| 19-4011 | Agricultural & Food Science Technicians | | \$19.14 | \$14.26 | \$17.36 | \$23.59 | \$39,792 |
| 39-3091 | Amusement & Recreation Attendants | 286 | \$9.68 | \$9.03 | \$9.28 | \$9.67 | \$20,126 |
| 19-3091 | Anthropologists & Archeologists | 20 | \$32.27 | \$30.25 | \$33.18 | \$36.10 | \$67,140 |
| 13-2021 | Appraisers & Assessors of Real Estate | 33 | \$30.82 | \$28.83 | \$31.82 | \$33.44 | \$64,092 |
| 23-1022 | Arbitrators, Mediators, & Conciliators | 22 | \$37.49 | \$31.27 | \$38.58 | \$41.79 | \$77,979 |
| 17-1011 | Architects, Not Landscape & Naval | 49 | \$38.82 | \$36.02 | \$39.77 | \$39.78 | \$80,741 |
| 17-3011 | Architectural & Civil Drafters | 51 | \$22.81 | \$19.37 | \$21.63 | \$25.99 | \$47,452 |
| 25-1121 | Art, Drama, & Music Teachers, Postsecondary | 23 | | | | | \$39,739 |
| 51-2099 | Assemblers & Fabricators, All Other | 89 | \$14.13 | \$12.22 | \$14.07 | \$16.33 | \$29,385 |
| 27-4011 | Audio & Video Equipment Technicians | 35 | \$16.91 | \$11.43 | \$14.37 | \$21.27 | \$35,165 |
| 49-3021 | Automotive Body & Related Repairers | 46 | \$26.43 | \$20.46 | \$25.37 | \$28.84 | \$54,960 |
| 49-3023 | Automotive Svc Technicians & Mechanics | 342 | \$21.89 | \$18.59 | \$21.46 | \$24.83 | \$45,542 |
| 51-3011 | Bakers | 96 | \$14.07 | \$10.13 | \$13.36 | \$17.57 | \$29,270 |
| 35-3011 | Bartenders | 428 | \$13.87 | \$11.93 | \$13.52 | \$15.60 | \$28,857 |
| 43-3011 | Bill & Account Collectors | 180 | \$19.22 | \$17.14 | \$18.99 | \$22.02 | \$39,977 |
| 43-3021 | Billing & Posting Clerks & Machine Operators | 299 | \$16.39 | \$13.86 | \$16.30 | \$18.38 | \$34,085 |
| 25-1042 | Biological Science Teachers, Postsecondary | 13 | | | | | \$51,529 |
| 19-1029 | Biological Scientists, All Other | 53 | \$39.28 | \$32.82 | \$42.90 | \$45.29 | \$81,707 |
| 19-4021 | Biological Technicians | 104 | \$18.95 | \$16.28 | \$18.50 | \$21.43 | \$39,434 |
| 43-3031 | Bookkeeping, Accounting, & Auditing Clerks | 1,314 | \$18.24 | \$14.36 | \$17.30 | \$21.82 | \$37,948 |
| 47-3011 | Brick/Block/Stonemason & Tile/Marble Setter Helpers | | \$22.24 | \$20.17 | \$21.82 | \$24.30 | \$46,265 |
| 13-2031 | Budget Analysts | 189 | \$31.91 | \$28.82 | \$31.81 | \$35.79 | \$66,362 |
| 49-3031 | Bus & Truck Mechanics & Diesel Engine Specialists | 153 | \$22.30 | \$19.82 | \$23.77 | \$25.60 | \$46,388 |
| 53-3022 | Bus Drivers, School | 361 | \$16.31 | \$14.64 | \$16.42 | \$18.07 | \$33,930 |
| 53-3021 | Bus Drivers, Transit & Intercity | 238 | \$25.61 | \$24.01 | \$26.16 | \$28.31 | \$53,257 |
| 13-1199 | Business Operations Specialists, All Other | 878 | \$30.34 | \$24.56 | \$29.61 | \$34.28 | \$63,117 |
| 51-3021 | Butchers & Meat Cutters | 96 | \$16.24 | \$11.53 | \$16.65 | \$21.00 | \$33,784 |
| 51-7011 | Cabinetmakers & Bench Carpenters | 47 | \$16.95 | \$14.81 | \$17.70 | \$20.37 | \$35,259 |
| 29-2031 | Cardiovascular Technologists & Technicians | 36 | \$35.12 | \$30.94 | \$36.25 | \$41.46 | \$73,060 |
| 43-5011 | Cargo & Freight Agents | 24 | \$24.27 | \$18.27 | \$24.11 | \$29.77 | \$50,491 |
| 47-2031 | Carpenters | 423 | \$21.79 | \$16.69 | \$18.93 | \$26.24 | \$45,320 |
| 17-1021 | Cartographers & Photogrammetrists | 37 | \$34.82 | \$28.85 | \$34.30 | \$39.78 | \$72,427 |
| 41-2011 | Cashiers | 2,192 | \$12.78 | \$9.82 | \$11.22 | \$14.14 | \$26,584 |
| 47-2051 | Cement Masons & Concrete Finishers | | \$18.07 | \$9.48 | \$17.46 | \$23.55 | \$37,599 |
| 35-1011 | Chefs & Head Cooks | | \$18.64 | \$15.78 | \$16.98 | \$18.18 | \$38,780 |
| 19-4031 | Chemical Technicians | 19 | \$16.46 | \$11.80 | \$16.14 | \$20.79 | \$34,235 |
| 19-2031 | Chemists | 74 | \$28.84 | \$23.13 | \$28.15 | \$33.93 | \$59,989 |
| 11-1011 | Chief Executives | 132 | \$69.25 | \$52.56 | \$60.48 | \$72.71 | \$144,035 |
| 39-9011 | Child Care Wkrs | 470 | \$10.83 | \$9.21 | \$9.86 | \$11.82 | \$22,525 |
| 21-1021 | Child, Family, & School Social Wkrs | | \$19.53 | \$15.84 | \$17.47 | \$21.72 | \$40,619 |
| 29-1011 | Chiropractors | 33 | | | | | |
| 17-3022 | Civil Engineering Technicians | 199 | \$25.18 | \$23.68 | \$24.87 | \$27.80 | \$52,378 |
| 17-2051 | Civil Engineers | 719 | \$35.87 | \$31.08 | \$34.30 | \$38.90 | \$74,614 |
| 13-1031 | Claims Adjusters, Examiners, & Investigators | 821 | \$25.92 | \$21.98 | \$26.79 | \$28.82 | \$53,917 |
| 53-7061 | Cleaners of Vehicles & Equipment | 225 | \$12.38 | \$9.88 | \$11.45 | \$13.73 | \$25,759 |
| 19-3031 | Clinical, Counseling, & School Psychologists | 94 | \$39.19 | \$31.90 | \$37.83 | \$43.97 | \$81,532 |
| 27-2022 | Coaches & Scouts | 358 | | | | | \$31,996 |
| 51-9121 | Coating/Painting/Spraying Machine Setters/Ops/Tenders | | \$15.76 | \$12.82 | \$14.10 | \$19.72 | \$32,775 |
| 49-9091 | Coin, Vending, & Amusement Machine Svcs & Repairers | 36 | \$18.81 | \$16.53 | \$18.81 | \$21.67 | \$39,118 |
| 35-3021 | Comb Food Preparation & Serving Wkrs, Inc Fast Food | 2,512 | \$10.53 | \$9.15 | \$9.50 | \$11.44 | \$21,900 |
| 53-2012 | Commercial Pilots | 50 | | | | | \$70,599 |

| SOC Code | Olympia, WA MSA Occupational Title | Estimated Employment | Average Wage | Percentiles | | | Annual Wage |
|----------|--|----------------------|--------------|-------------|---------|---------|-------------|
| | | | | 25th | 50th | 75th | |
| 21-1798 | Community & Social Service Specialists, All Other | 494 | \$27.15 | \$23.12 | \$29.57 | \$30.32 | \$56,477 |
| 11-3111 | Compensation & Benefits Managers | 27 | \$39.06 | \$36.34 | \$39.16 | \$43.47 | \$81,240 |
| 13-1141 | Compensation, Benefits, & Job Analysis Specialists | 100 | \$25.77 | \$21.97 | \$22.52 | \$26.11 | \$53,591 |
| 13-1041 | Compliance Ofcrs (Not Ag/Const/Safety/Transportn) | 334 | \$27.73 | \$24.25 | \$26.79 | \$30.29 | \$57,683 |
| 11-3021 | Computer & Information Systems Mgrs | 455 | \$45.03 | \$41.60 | \$44.71 | \$47.60 | \$93,651 |
| 15-1799 | Computer Occupations, All Other | 34 | \$37.28 | \$32.81 | \$38.79 | \$43.74 | \$77,548 |
| 43-9011 | Computer Operators | 18 | \$19.85 | \$16.97 | \$17.70 | \$25.19 | \$41,298 |
| 15-1131 | Computer Programmers | 191 | \$39.00 | \$28.22 | \$39.90 | \$49.99 | \$81,130 |
| 25-1021 | Computer Science Teachers, Postsecondary | 23 | | | | | \$47,066 |
| 15-1132 | Computer Software Engineers, Applications | 1,017 | \$39.25 | \$38.80 | \$38.80 | \$38.81 | \$81,658 |
| 15-1133 | Computer Software Engineers, Systems Software | 672 | \$45.78 | \$42.82 | \$42.83 | \$49.03 | \$95,220 |
| 15-1150 | Computer Support Specialists | 590 | \$25.41 | \$21.78 | \$25.50 | \$28.84 | \$52,840 |
| 15-1121 | Computer Systems Analysts | 152 | \$36.60 | \$32.07 | \$36.54 | \$42.82 | \$76,135 |
| 49-2011 | Computer, Automated Teller, & Office Machine Repairers | | \$20.61 | \$19.37 | \$20.84 | \$22.31 | \$42,859 |
| 19-1031 | Conservation Scientists | 189 | \$32.39 | \$26.14 | \$33.45 | \$36.91 | \$67,357 |
| 47-4011 | Construction & Building Inspectors | 77 | \$32.82 | \$30.88 | \$32.90 | \$34.69 | \$68,256 |
| 47-2061 | Construction Laborers | 347 | \$21.51 | \$14.78 | \$19.95 | \$28.42 | \$44,729 |
| 11-9021 | Construction Mgrs | 75 | \$44.26 | \$28.75 | \$40.47 | \$57.15 | \$92,052 |
| 47-1011 | Construction Trades/Extraction Wkrs, 1st-Ln Spvs/Mgrs | 321 | \$35.17 | \$28.43 | \$34.25 | \$42.26 | \$73,154 |
| 49-9012 | Control & Valve Installers & Repairers (Not Mech Door) | | \$23.24 | \$16.79 | \$18.56 | \$28.92 | \$48,345 |
| 35-2019 | Cooks, All Other | | \$13.30 | \$9.33 | \$12.94 | \$16.62 | \$27,653 |
| 35-2011 | Cooks, Fast Food | | \$9.64 | \$9.04 | \$9.28 | \$9.55 | \$20,041 |
| 35-2012 | Cooks, Institution & Cafeteria | 344 | \$13.30 | \$10.71 | \$12.89 | \$15.69 | \$27,655 |
| 35-2014 | Cooks, Restaurant | 697 | \$12.41 | \$10.65 | \$12.24 | \$13.99 | \$25,809 |
| 35-2015 | Cooks, Short Order | | \$9.96 | \$9.08 | \$9.40 | \$10.73 | \$20,727 |
| 13-1051 | Cost Estimators | 104 | \$28.43 | \$23.07 | \$27.15 | \$32.56 | \$59,135 |
| 21-1019 | Counselors, All Other | 21 | \$26.55 | \$23.07 | \$26.46 | \$29.87 | \$55,230 |
| 41-2021 | Counter & Rental Clerks | 457 | \$15.23 | \$10.91 | \$13.84 | \$18.21 | \$31,690 |
| 35-3022 | Counter Attendants, Cafeteria, Concession, Coffee Shop | 557 | \$10.22 | \$9.05 | \$9.30 | \$10.31 | \$21,241 |
| 43-5021 | Couriers & Messengers | | \$16.81 | \$11.99 | \$16.03 | \$21.06 | \$34,971 |
| 43-4031 | Court, Municipal, & License Clerks | 363 | \$20.00 | \$18.11 | \$19.53 | \$20.99 | \$41,609 |
| 53-7021 | Crane & Tower Operators | 44 | \$29.97 | \$22.68 | \$32.55 | \$35.81 | \$62,329 |
| 43-4041 | Credit Authorizers, Checkers, & Clerks | 12 | \$16.67 | \$13.47 | \$14.87 | \$18.93 | \$34,673 |
| 43-4051 | Customer Svc Reps | 1,768 | \$15.41 | \$11.27 | \$16.03 | \$18.12 | \$32,064 |
| 51-4031 | Cut/Punch/Press Mach Setters/Ops/Tenders, Mtl/Plastic | | \$14.05 | \$12.52 | \$13.71 | \$14.90 | \$29,234 |
| 43-9021 | Data Entry Keyers | 24 | \$13.65 | \$11.71 | \$13.72 | \$15.87 | \$28,384 |
| 15-1141 | Database Administrators | 45 | \$31.45 | \$25.91 | \$31.09 | \$36.87 | \$65,415 |
| 31-9091 | Dental Assistants | 351 | \$19.85 | \$18.08 | \$20.36 | \$22.19 | \$41,274 |
| 29-2021 | Dental Hygienists | 198 | \$44.00 | \$39.54 | \$42.98 | \$46.65 | \$91,509 |
| 51-9081 | Dental Laboratory Technicians | 77 | \$21.36 | \$15.86 | \$19.72 | \$27.25 | \$44,430 |
| 29-1021 | Dentists, General | 83 | \$97.41 | \$76.18 | | | \$202,614 |
| 33-3021 | Detectives & Criminal Investigators | 95 | \$28.85 | \$25.34 | \$29.39 | \$30.90 | \$60,016 |
| 29-2032 | Diagnostic Medical Sonographers | 49 | \$35.13 | \$31.79 | \$34.73 | \$38.31 | \$73,081 |
| 29-1031 | Dietitians & Nutritionists | 13 | \$27.57 | \$23.50 | \$27.95 | \$32.20 | \$57,362 |
| 35-9011 | Dining Room & Cafeteria Attendants & Bartender Helpers | 292 | \$10.01 | \$9.05 | \$9.28 | \$9.56 | \$20,825 |
| 35-9021 | Dishwashers | 387 | \$10.30 | \$9.24 | \$10.04 | \$11.13 | \$21,425 |
| 43-5032 | Dispatchers, Not Police, Fire, & Ambulance | 117 | \$21.56 | \$17.45 | \$20.81 | \$24.62 | \$44,832 |
| 17-3019 | Drafters, All Other | 60 | \$24.78 | \$22.13 | \$25.79 | \$28.17 | \$51,534 |
| 53-3031 | Driver/Sales Wkrs | 112 | \$13.95 | \$10.77 | \$13.22 | \$16.44 | \$29,005 |
| 47-2081 | Drywall & Ceiling Tile Installers | | \$19.08 | \$13.05 | \$17.81 | \$22.74 | \$39,687 |
| 27-3041 | Editors | | \$27.59 | \$20.99 | \$27.28 | \$34.42 | \$57,402 |
| 11-9031 | Educ Administrators, Preschool/Child Care Center/Pgms | 14 | \$28.56 | \$20.70 | \$23.60 | \$37.35 | \$59,411 |
| 11-9039 | Education Administrators, All Other | 44 | \$43.42 | \$36.57 | \$41.42 | \$46.55 | \$90,315 |
| 11-9032 | Education Administrators, Elem & Secondary School | 163 | | | | | \$100,110 |
| 25-9099 | Education, Training, & Library Wkrs, All Other | 66 | \$24.48 | \$18.07 | \$22.27 | \$31.83 | \$50,936 |
| 21-1012 | Educational, Vocational, & School Counselors | 212 | \$28.49 | \$23.52 | \$27.46 | \$33.21 | \$59,249 |
| 17-3023 | Electrical & Electronic Engineering Technicians | 18 | \$29.98 | \$28.01 | \$30.28 | \$30.29 | \$62,351 |
| 51-2022 | Electrical & Electronic Equipment Assemblers | | \$18.10 | \$14.60 | \$17.77 | \$22.00 | \$37,646 |
| 17-2071 | Electrical Engineers | 51 | \$48.03 | \$38.96 | \$44.99 | \$62.05 | \$99,893 |
| 49-2094 | Electrical/Electronics Repairers, Industrial Equipmt | 73 | \$30.10 | \$26.99 | \$31.20 | \$32.79 | \$62,595 |
| 47-2111 | Electricians | 255 | \$28.50 | \$21.16 | \$26.64 | \$34.72 | \$59,281 |
| 17-2072 | Electronics Engineers, Not Computer | | \$37.03 | \$31.70 | \$36.03 | \$41.78 | \$77,006 |

| SOC Code | Olympia, WA MSA Occupational Title | Estimated Employment | Average Wage | Percentiles | | | Annual Wage |
|----------|---|----------------------|--------------|-------------|---------|---------|-------------|
| | | | | 25th | 50th | 75th | |
| 25-2021 | Elementary School Teachers, Not Special Education | 937 | | | | | \$58,892 |
| 11-9041 | Engineering Mgrs | 212 | \$48.41 | \$41.76 | \$45.99 | \$53.31 | \$100,706 |
| 17-2199 | Engineers, All Other | 85 | \$29.93 | \$24.58 | \$31.57 | \$36.19 | \$62,254 |
| 25-1123 | English Language & Literature Teachers, Postsecondary | 26 | | | | | \$55,494 |
| 17-2081 | Environmental Engineers | 125 | \$44.25 | \$39.77 | \$43.89 | \$43.90 | \$92,047 |
| 19-4091 | Environmental Science & Protection Techs (Inc Health) | 17 | \$22.69 | \$19.00 | \$23.30 | \$26.62 | \$47,207 |
| 19-2041 | Environmental Scientists & Specialists (Inc Health) | 499 | \$29.73 | \$25.50 | \$29.56 | \$32.67 | \$61,833 |
| 43-6011 | Executive Secretaries & Administrative Assistants | 1,302 | \$24.59 | \$19.96 | \$23.72 | \$27.50 | \$51,133 |
| 29-1062 | Family & General Practitioners | | \$94.74 | \$80.99 | \$88.94 | | \$197,058 |
| 45-1011 | Farming, Fishing, & Forestry Wkrs, 1st-Ln Sprvs/Mgrs | 35 | \$31.38 | \$25.36 | \$29.62 | \$33.87 | \$65,266 |
| 45-2092 | FarmWkrs & Laborers, Crop, Nursery, & Greenhouse | | \$10.98 | \$9.82 | \$10.63 | \$11.45 | \$22,821 |
| 45-2093 | FarmWkrs, Farm & Ranch Animals | 42 | \$12.93 | \$9.60 | \$11.60 | \$14.57 | \$26,887 |
| 47-4031 | Fence Erectors | | \$14.86 | \$12.95 | \$15.10 | \$16.92 | \$30,921 |
| 43-4071 | File Clerks | 54 | \$11.50 | \$9.49 | \$11.37 | \$13.33 | \$23,923 |
| 13-2051 | Financial Analysts | 64 | \$34.69 | \$31.06 | \$35.99 | \$37.84 | \$72,150 |
| 11-3031 | Financial Mgrs | 613 | \$44.64 | \$36.18 | \$42.16 | \$48.72 | \$92,850 |
| 13-2099 | Financial Specialists, All Other | 102 | \$26.59 | \$20.46 | \$24.80 | \$31.55 | \$55,316 |
| 33-2011 | Fire Fighters | 335 | \$30.40 | \$21.94 | \$30.70 | \$40.26 | \$63,217 |
| 33-1021 | Fire Fighting & Prevention Wkrs, 1st-Ln sprvs/Mgrs of | 94 | \$42.25 | \$35.69 | \$42.35 | \$49.72 | \$87,875 |
| 39-9031 | Fitness Trainers & Aerobics Instructors | 387 | \$18.57 | \$10.71 | \$18.76 | \$22.65 | \$38,623 |
| 35-9099 | Food Preparation & Serving Related Wkrs, A/O | 36 | | | | | |
| 35-1012 | Food Preparation & Serving Wkrs, 1st-Ln Spvrs/Mgrs of | 538 | \$16.66 | \$13.05 | \$16.33 | \$19.40 | \$34,658 |
| 35-2021 | Food Preparation Wkrs | 244 | \$11.19 | \$9.42 | \$10.45 | \$11.59 | \$23,269 |
| 19-1012 | Food Scientists & Technologists | 14 | \$35.83 | \$32.67 | \$35.35 | \$37.27 | \$74,537 |
| 35-3041 | Food Servers, Nonrestaurant | 165 | \$12.07 | \$10.25 | \$11.41 | \$13.71 | \$25,100 |
| 11-9051 | Food Svc Mgrs | 91 | \$32.30 | \$20.72 | \$35.46 | \$42.37 | \$67,194 |
| 19-4093 | Forest & Conservation Technicians | 29 | \$20.92 | \$18.14 | \$19.93 | \$20.94 | \$43,505 |
| 45-4011 | Forest & Conservation Wkrs | 63 | \$11.30 | \$8.72 | \$11.66 | \$13.75 | \$23,498 |
| 19-1032 | Foresters | 98 | \$28.43 | \$26.79 | \$27.46 | \$30.32 | \$59,134 |
| 43-3041 | Gaming Cage Wkrs | | \$12.77 | \$11.57 | \$12.86 | \$14.09 | \$26,558 |
| 41-2012 | Gaming Change Persons & Booth Cashiers | | \$11.54 | \$10.21 | \$11.13 | \$12.16 | \$23,987 |
| 39-3011 | Gaming Dealers | 249 | \$14.41 | \$12.74 | \$13.79 | \$14.84 | \$29,983 |
| 39-1011 | Gaming Supervisors | | \$21.52 | \$18.94 | \$21.33 | \$23.74 | \$44,763 |
| 33-9031 | Gaming Surveillance Officers & Gaming Investigators | 35 | \$20.25 | \$16.29 | \$20.88 | \$24.93 | \$42,128 |
| 11-1021 | General & Operations Mgrs | 948 | \$52.44 | \$38.73 | \$48.65 | \$56.83 | \$109,071 |
| 47-2121 | Glaziers | 51 | \$27.83 | \$16.90 | \$23.34 | \$40.62 | \$57,901 |
| 27-1024 | Graphic Designers | 130 | \$20.35 | \$17.33 | \$20.94 | \$23.53 | \$42,324 |
| 39-5012 | Hairdressers, Hairstylists, & Cosmetologists | 340 | \$11.19 | \$9.28 | \$10.59 | \$12.62 | \$23,267 |
| 53-1021 | Hand Labor/Material Movers/Helpers, 1st-Ln Spvrs/Mgrs | 74 | \$24.02 | \$17.17 | \$22.64 | \$29.13 | \$49,949 |
| 17-2111 | Health & Safety Engineers (Not Mining) | 15 | \$39.91 | \$35.15 | \$39.77 | \$43.89 | \$83,027 |
| 21-1091 | Health Educators | | \$23.87 | \$17.37 | \$21.89 | \$25.49 | \$49,643 |
| 29-2799 | Health Technologists & Technicians, All Other | 91 | \$23.65 | \$17.59 | \$21.78 | \$30.53 | \$49,194 |
| 29-9799 | Healthcare Practitioners & Technical Workers, All Other | 10 | \$28.89 | \$21.91 | \$25.52 | \$33.39 | \$60,091 |
| 31-9799 | Healthcare Support Workers, All Other | 149 | \$17.88 | \$15.33 | \$17.03 | \$18.80 | \$37,191 |
| 49-9021 | Heating, Air Cond, Refrigeration Mechanics & Installers | | \$30.93 | \$24.96 | \$27.36 | \$39.82 | \$64,326 |
| 47-3012 | Helpers--Carpenters | | \$14.90 | \$13.16 | \$14.59 | \$17.05 | \$30,993 |
| 49-9098 | Helpers--Installation, Maintenance, & Repair Wkrs | 78 | \$11.39 | \$9.29 | \$10.89 | \$12.71 | \$23,680 |
| 51-9198 | Helpers--Production Wkrs | 68 | \$12.28 | \$9.22 | \$11.01 | \$15.31 | \$25,551 |
| 25-1125 | History Teachers, Postsecondary | 12 | | | | | \$47,272 |
| 49-9031 | Home Appliance Repairers | 15 | \$26.17 | \$21.03 | \$23.09 | \$33.23 | \$54,439 |
| 31-1011 | Home Health Aides | 373 | \$11.53 | \$10.18 | \$11.15 | \$12.37 | \$23,981 |
| 35-9031 | Hosts & Hostesses, Restaurant, Lounge, & Coffee Shop | 319 | \$10.16 | \$9.06 | \$9.31 | \$9.71 | \$21,130 |
| 43-4081 | Hotel, Motel, & Resort Desk Clerks | 107 | \$11.26 | \$9.84 | \$11.05 | \$12.60 | \$23,426 |
| 37-1011 | Housekeeping/Janitorial Wkrs, 1st-Line Spvs/Mgrs | 57 | \$17.16 | \$13.19 | \$16.64 | \$20.29 | \$35,691 |
| 13-1078 | HR, Labor Relations, & Training Spec, All Other | 653 | \$27.76 | \$24.10 | \$28.82 | \$31.81 | \$57,737 |
| 43-4161 | Human Resources Assistants, Not Payroll & Timekeeping | 127 | \$19.90 | \$18.53 | \$20.85 | \$21.60 | \$41,395 |
| 11-3121 | Human Resources Managers | 147 | \$41.98 | \$35.76 | \$41.86 | \$47.12 | \$87,312 |
| 19-2043 | Hydrologists | 56 | \$36.17 | \$35.15 | \$38.80 | \$38.81 | \$75,242 |
| 17-2112 | Industrial Engineers | | \$39.46 | \$33.24 | \$39.63 | \$44.82 | \$82,072 |
| 49-9041 | Industrial Machinery Mechanics | 107 | \$26.77 | \$23.88 | \$27.03 | \$31.25 | \$55,686 |
| 11-3051 | Industrial Production Mgrs | 51 | \$39.28 | \$29.42 | \$33.12 | \$37.43 | \$81,699 |
| 53-7051 | Industrial Truck & Tractor Operators | 276 | \$14.43 | \$11.09 | \$13.79 | \$17.47 | \$30,025 |

| SOC Code | Olympia, WA MSA Occupational Title | Estimated Employment | Average Wage | Percentiles | | | Annual Wage |
|----------|--|----------------------|--------------|-------------|---------|---------|-------------|
| | | | | 25th | 50th | 75th | |
| 15-1179 | Info Security Analyst, Web Dvlpr, & Cptr Netwk Architect | 155 | \$30.24 | \$20.17 | \$29.36 | \$42.64 | \$62,890 |
| 43-4199 | Information & Record Clerks, All Other | 91 | \$17.84 | \$15.19 | \$17.80 | \$21.18 | \$37,092 |
| 51-9061 | Inspectors, Testers, Sorters, Samplers, & Weighers | | \$19.09 | \$15.69 | \$17.89 | \$22.67 | \$39,694 |
| 49-9799 | Installation, Maintenance, & Repair Workers, All Other | | \$20.00 | \$14.91 | \$18.42 | \$24.96 | \$41,601 |
| 25-9031 | Instructional Coordinators | 211 | \$31.04 | \$27.10 | \$32.66 | \$33.95 | \$64,567 |
| 43-9041 | Insurance Claims & Policy Processing Clerks | 445 | \$20.22 | \$18.12 | \$20.99 | \$21.47 | \$42,060 |
| 41-3021 | Insurance Sales Agents | 294 | \$18.62 | \$13.88 | \$16.52 | \$21.90 | \$38,742 |
| 13-2053 | Insurance Underwriters | 86 | \$24.72 | \$21.40 | \$22.52 | \$24.86 | \$51,419 |
| 27-3091 | Interpreters & Translators | 22 | \$26.05 | \$19.79 | \$24.35 | \$32.19 | \$54,183 |
| 43-4111 | Interviewers, Not Eligibility & Loan | 135 | \$14.74 | \$12.44 | \$14.88 | \$17.09 | \$30,654 |
| 37-2011 | Janitors & Cleaners, Not Maids & Housekeeping Cleaners | 1,269 | \$13.32 | \$10.13 | \$12.46 | \$15.84 | \$27,700 |
| 25-2012 | Kindergarten Teachers, Not Special Education | 89 | | | | | \$51,890 |
| 53-7062 | Laborers & Freight, Stock, & Material Movers, Hand | 900 | \$14.55 | \$10.68 | \$14.13 | \$18.13 | \$30,266 |
| 17-1012 | Landscape Architects | | \$36.99 | \$24.24 | \$26.66 | \$29.09 | \$76,921 |
| 37-1012 | Landscape, Lawn, Groundskeep Wkrs, 1st-Line Supvrs/Mgrs | 54 | \$16.65 | \$13.07 | \$14.31 | \$19.42 | \$34,640 |
| 37-3011 | Landscaping & Groundskeeping Wkrs | 379 | \$13.02 | \$10.08 | \$11.58 | \$14.82 | \$27,079 |
| 51-6011 | Laundry & Dry-Cleaning Wkrs | | \$11.77 | \$9.95 | \$11.96 | \$13.51 | \$24,483 |
| 23-1011 | Lawyers | 406 | \$39.50 | \$32.19 | \$38.06 | \$46.33 | \$82,146 |
| 43-6012 | Legal Secretaries | 242 | \$19.95 | \$18.83 | \$20.98 | \$20.99 | \$41,511 |
| 23-2099 | Legal Support Wkrs, All Other | 322 | \$23.76 | \$18.68 | \$22.57 | \$28.20 | \$49,410 |
| 25-4021 | Librarians | 182 | \$28.99 | \$24.63 | \$28.94 | \$33.35 | \$60,307 |
| 29-2061 | Licensed Practical & Licensed Vocational Nurses | 362 | \$21.21 | \$17.62 | \$21.02 | \$24.69 | \$44,113 |
| 19-4099 | Life, Physical, & Social Science Technicians, A/O | 44 | \$20.67 | \$17.12 | \$20.61 | \$23.98 | \$42,993 |
| 33-9092 | Lifeguards, Ski Patrol, Recreational Protective Svc Wkrs | 63 | \$9.93 | \$9.11 | \$9.39 | \$9.98 | \$20,671 |
| 43-4131 | Loan Interviewers & Clerks | 152 | \$17.64 | \$13.63 | \$17.22 | \$21.75 | \$36,695 |
| 13-2072 | Loan Officers | 177 | \$27.41 | \$21.70 | \$25.75 | \$31.54 | \$57,005 |
| 11-9081 | Lodging Mgrs | | \$32.42 | \$14.47 | \$34.29 | \$39.99 | \$67,435 |
| 45-4022 | Logging Equipment Operators | 35 | \$26.85 | \$21.95 | \$25.77 | \$30.09 | \$55,836 |
| 51-4041 | Machinists | 94 | \$18.86 | \$15.27 | \$18.61 | \$21.88 | \$39,243 |
| 37-2012 | Maids & Housekeeping Cleaners | 458 | \$11.41 | \$9.21 | \$10.16 | \$13.13 | \$23,734 |
| 43-9051 | Mail Clerks & Mail Machine Ops, Not Postal Svc | 74 | \$13.62 | \$9.62 | \$15.02 | \$16.01 | \$28,333 |
| 49-9071 | Maintenance & Repair Workers, General | 951 | \$20.15 | \$15.22 | \$19.67 | \$25.59 | \$41,919 |
| 49-9043 | Maintenance Wkrs, Machinery | 10 | \$20.60 | \$16.51 | \$19.86 | \$23.45 | \$42,849 |
| 13-1111 | Management Analysts | 443 | \$31.97 | \$25.49 | \$30.86 | \$33.48 | \$66,500 |
| 13-1161 | Market Research Analysts | 162 | \$24.25 | \$18.41 | \$23.88 | \$28.28 | \$50,442 |
| 11-2021 | Marketing Mgrs | 99 | \$60.29 | \$40.10 | \$52.84 | \$71.51 | \$125,400 |
| 31-9011 | Massage Therapists | 266 | \$26.98 | \$23.75 | \$27.44 | \$31.87 | \$56,116 |
| 51-3022 | Meat, Poultry, & Fish Cutters & Trimmers | | \$11.13 | \$9.37 | \$10.29 | \$11.52 | \$23,150 |
| 17-3027 | Mechanical Engineering Technicians | 18 | | | | | |
| 17-2141 | Mechanical Engineers | 47 | \$38.97 | \$33.86 | \$39.00 | \$43.76 | \$81,058 |
| 49-1011 | Mechanics, Installers, Repairers, 1st-Ln Sprvs/Mgrs | 241 | \$30.43 | \$24.00 | \$29.90 | \$36.16 | \$63,300 |
| 29-2012 | Medical & Clinical Laboratory Technicians | 98 | \$17.29 | \$14.15 | \$17.61 | \$20.57 | \$35,972 |
| 29-2011 | Medical & Clinical Laboratory Technologists | 84 | \$25.87 | \$17.53 | \$26.25 | \$32.44 | \$53,814 |
| 11-9111 | Medical & Health Svcs Mgrs | 215 | \$51.66 | \$40.24 | \$48.23 | \$58.00 | \$107,463 |
| 21-1022 | Medical & Public Health Social Wkrs | 145 | \$27.68 | \$23.61 | \$27.28 | \$31.66 | \$57,569 |
| 31-9092 | Medical Assistants | 355 | \$16.36 | \$13.59 | \$16.09 | \$18.57 | \$34,028 |
| 31-9093 | Medical Equipment Preparers | 55 | \$15.84 | \$13.81 | \$15.67 | \$17.69 | \$32,962 |
| 49-9062 | Medical Equipment Repairers | | \$19.93 | \$13.27 | \$14.63 | \$29.29 | \$41,456 |
| 29-2071 | Medical Records & Health Information Technicians | 176 | \$19.05 | \$14.97 | \$18.12 | \$22.56 | \$39,629 |
| 19-1042 | Medical Scientists, Not Epidemiologists | 44 | \$33.57 | \$30.31 | \$34.29 | \$37.86 | \$69,835 |
| 43-6013 | Medical Secretaries | 658 | \$17.70 | \$14.72 | \$17.32 | \$20.62 | \$36,831 |
| 31-9094 | Medical Transcriptionists | 48 | \$18.28 | \$16.29 | \$18.38 | \$20.74 | \$38,017 |
| 13-1121 | Meeting & Convention Planners | 45 | \$22.82 | \$19.91 | \$23.93 | \$26.92 | \$47,464 |
| 21-1023 | Mental Health & Substance Abuse Social Wkrs | 62 | \$26.70 | \$24.79 | \$26.79 | \$28.76 | \$55,552 |
| 21-1014 | Mental Health Counselors | 56 | \$20.73 | \$13.64 | \$17.20 | \$27.51 | \$43,114 |
| 27-1026 | Merchandise Displayers & Window Trimmers | 16 | \$15.74 | \$11.53 | \$13.95 | \$18.07 | \$32,753 |
| 43-5041 | Meter Readers, Utilities | | \$23.24 | \$20.46 | \$22.06 | \$24.29 | \$48,345 |
| 11-9199 | Mgrs, All Other | 596 | \$40.68 | \$33.44 | \$38.68 | \$44.99 | \$84,614 |
| 25-2022 | Middle School Teachers (Not Special Ed & Vocational) | 384 | | | | | \$58,764 |
| 51-9023 | Mixing & Blending Machine Setters, Ops, & Tenders | | \$17.70 | \$15.60 | \$19.13 | \$21.20 | \$36,813 |
| 49-3042 | Mobile Heavy Equipment Mechanics, Not Engines | 40 | \$30.26 | \$25.00 | \$29.87 | \$34.87 | \$62,949 |
| 25-4013 | Museum Technicians & Conservators | | \$18.22 | \$8.78 | \$16.95 | \$24.86 | \$37,905 |

| SOC Code | Olympia, WA MSA Occupational Title | Estimated Employment | Average Wage | Percentiles | | | Annual Wage |
|----------|---|----------------------|--------------|-------------|---------|---------|-------------|
| | | | | 25th | 50th | 75th | |
| 11-9121 | Natural Sciences Mgrs | 287 | \$44.16 | \$38.08 | \$43.69 | \$47.46 | \$91,838 |
| 15-1142 | Network & Computer Systems Administrators | 1,407 | \$32.92 | \$31.83 | \$33.46 | \$35.16 | \$68,487 |
| 43-4141 | New Accounts Clerks | 134 | \$16.28 | \$14.95 | \$16.43 | \$17.86 | \$33,869 |
| 39-2021 | Nonfarm Animal Caretakers | 195 | \$11.13 | \$9.19 | \$9.98 | \$12.39 | \$23,151 |
| 41-1012 | Non-Retail Sales Wkrs, 1st-Line spvrs/Mgrs of | 173 | \$33.81 | \$24.14 | \$30.14 | \$43.03 | \$70,323 |
| 29-2033 | Nuclear Medicine Technologists | | \$42.08 | \$34.69 | \$41.74 | \$50.22 | \$87,530 |
| 31-1012 | Nursing Aides, Orderlies, & Attendants | 364 | \$12.62 | \$10.91 | \$12.38 | \$14.07 | \$26,245 |
| 29-9011 | Occupational Health & Safety Specialists | 102 | \$31.26 | \$28.84 | \$31.07 | \$33.45 | \$65,025 |
| 31-2011 | Occupational Therapist Assistants | 42 | \$25.04 | \$23.76 | \$25.68 | \$27.59 | \$52,087 |
| 29-1122 | Occupational Therapists | 108 | \$36.12 | \$30.00 | \$37.32 | \$42.38 | \$75,144 |
| 43-1011 | Office & Admin Support Wkrs, 1st-Line spvrs/Mgrs of | 1,006 | \$25.85 | \$19.53 | \$23.58 | \$31.20 | \$53,760 |
| 43-9799 | Office & Administrative Support Workers, All Other | 177 | \$16.23 | \$13.17 | \$15.72 | \$19.05 | \$33,771 |
| 43-9061 | Office Clerks, General | 2,442 | \$15.16 | \$13.08 | \$15.35 | \$16.50 | \$31,533 |
| 43-9071 | Office Machine Operators, Not Computer | 60 | \$12.13 | \$9.33 | \$9.69 | \$15.21 | \$25,224 |
| 47-2073 | Operating Engineers/Construction Equipment Ops | 253 | \$22.00 | \$15.20 | \$18.27 | \$26.88 | \$45,773 |
| 15-2031 | Operations Research Analysts | 15 | \$39.20 | \$32.48 | \$43.91 | \$46.15 | \$81,545 |
| 29-2081 | Opticians, Dispensing | 49 | \$19.64 | \$16.44 | \$19.25 | \$22.64 | \$40,847 |
| 29-1041 | Optometrists | 24 | | | | | |
| 43-4151 | Order Clerks | 106 | \$14.39 | \$12.22 | \$13.94 | \$16.21 | \$29,923 |
| 49-3053 | Outdoor Power Equipment & Other Small Engine Mechanics | | \$16.34 | \$13.94 | \$15.94 | \$18.15 | \$33,977 |
| 51-9111 | Packaging & Filling Machine Operators & Tenders | 50 | \$16.51 | \$10.79 | \$16.41 | \$21.11 | \$34,332 |
| 53-7064 | Packers & Packagers, Hand | 347 | \$11.72 | \$9.23 | \$9.74 | \$13.86 | \$24,395 |
| 47-2141 | Painters, Construction & Maintenance | 332 | \$18.90 | \$15.92 | \$17.40 | \$19.79 | \$39,318 |
| 51-9122 | Painters, Transportation Equipment | | \$22.43 | \$19.62 | \$21.56 | \$23.51 | \$46,653 |
| 51-9123 | Painting, Coating, & Decorating Wkrs | 16 | \$15.23 | \$11.97 | \$15.86 | \$17.77 | \$31,680 |
| 23-2011 | Paralegals & Legal Assistants | 198 | \$23.86 | \$18.95 | \$25.85 | \$28.84 | \$49,624 |
| 53-6021 | Parking Lot Attendants | | \$11.52 | \$10.16 | \$11.15 | \$12.56 | \$23,968 |
| 41-2022 | Parts Salespersons | 186 | \$15.92 | \$13.49 | \$16.12 | \$18.24 | \$33,127 |
| 43-3051 | Payroll & Timekeeping Clerks | 91 | \$19.29 | \$16.15 | \$19.72 | \$22.30 | \$40,110 |
| 39-9021 | Personal & Home Care Aides | 582 | \$11.62 | \$10.36 | \$11.19 | \$12.40 | \$24,163 |
| 13-2052 | Personal Financial Advisors | 34 | \$50.42 | \$26.28 | \$57.70 | \$70.95 | \$104,866 |
| 39-1021 | Personal Svc Wkrs, 1st-Line Supervisors/Mgrs of | 149 | \$17.49 | \$13.49 | \$15.82 | \$20.46 | \$36,375 |
| 37-2021 | Pest Control Wkrs | 29 | \$16.56 | \$14.88 | \$16.41 | \$17.94 | \$34,459 |
| 29-1051 | Pharmacists | 155 | \$54.54 | \$50.01 | \$55.10 | \$61.56 | \$113,454 |
| 31-9095 | Pharmacy Aides | 46 | \$12.83 | \$12.18 | \$13.16 | \$14.15 | \$26,703 |
| 29-2052 | Pharmacy Technicians | 210 | \$19.20 | \$16.52 | \$19.25 | \$22.14 | \$39,919 |
| 27-4021 | Photographers | 33 | \$12.63 | \$9.21 | \$9.51 | \$11.48 | \$26,285 |
| 51-9151 | Photographic Process Wkrs & Processing Machine Ops | 22 | \$15.62 | \$11.44 | \$13.86 | \$20.70 | \$32,490 |
| 29-1069 | Phys/Surgeons, A/O (Cardiologists, Dermatologists, etc) | 111 | \$51.73 | \$32.67 | \$41.78 | \$68.42 | \$107,599 |
| 31-2022 | Physical Therapist Aides | 94 | \$12.16 | \$10.93 | \$12.25 | \$13.51 | \$25,291 |
| 31-2021 | Physical Therapist Assistants | | \$25.92 | \$24.17 | \$26.13 | \$28.10 | \$53,903 |
| 29-1123 | Physical Therapists | 162 | \$37.63 | \$32.69 | \$37.53 | \$42.96 | \$78,273 |
| 29-1071 | Physician Assistants | 65 | \$50.17 | \$43.68 | \$50.01 | \$56.73 | \$104,357 |
| 47-3015 | Pipelayer, Plumber, Pipefitter, Steamfitter Helpers | | \$16.66 | \$15.40 | \$17.05 | \$18.62 | \$34,633 |
| 47-2152 | Plumbers, Pipefitters, & Steamfitters | 289 | \$25.42 | \$19.60 | \$25.09 | \$30.93 | \$52,863 |
| 33-1012 | Police & Detectives, 1st-Line Supervisors/Mgrs of | 130 | \$41.75 | \$37.63 | \$41.13 | \$46.39 | \$86,847 |
| 33-3051 | Police & Sheriff's Patrol Officers | 362 | \$33.04 | \$29.97 | \$33.17 | \$37.80 | \$68,735 |
| 43-5051 | Postal Svc Clerks | 38 | \$25.79 | \$25.88 | \$25.89 | \$26.03 | \$53,647 |
| 43-5052 | Postal Svc Mail Carriers | 204 | \$25.67 | \$24.70 | \$27.06 | \$27.07 | \$53,403 |
| 43-5053 | Postal Svc Mail Sorters/Processors/Processing Mach Ops | 95 | \$24.06 | \$24.15 | \$25.87 | \$25.89 | \$50,036 |
| 25-1199 | Postsecondary Teachers, All Other | | | | | | \$35,191 |
| 25-2011 | Preschool Teachers, Not Special Education | | \$13.07 | \$10.11 | \$11.63 | \$16.05 | \$27,192 |
| 51-5113 | Print Binding & Finishing Workers | 26 | \$19.00 | \$13.63 | \$17.81 | \$26.03 | \$39,515 |
| 21-1092 | Probation Officers & Correctional Treatment Specialists | 325 | \$21.98 | \$17.60 | \$24.00 | \$25.51 | \$45,715 |
| 43-3061 | Procurement Clerks | 69 | \$18.68 | \$16.87 | \$18.53 | \$20.98 | \$38,855 |
| 27-2012 | Producers & Directors | 19 | \$22.13 | \$17.04 | \$23.20 | \$27.47 | \$46,045 |
| 51-1011 | Production & Operating Wkrs, 1st-Line spvrs/Mgrs of | 195 | \$27.49 | \$20.79 | \$25.41 | \$34.36 | \$57,193 |
| 51-9399 | Production Workers, All Other | 117 | \$16.42 | \$12.83 | \$15.54 | \$18.29 | \$34,136 |
| 43-5061 | Production, Planning, & Expediting Clerks | 101 | \$19.46 | \$14.76 | \$19.97 | \$23.43 | \$40,480 |
| 11-9141 | Property, Real Estate, & Community Association Mgrs | 150 | \$27.05 | \$20.92 | \$23.32 | \$31.95 | \$56,277 |
| 33-1099 | Protective Svc Wkrs A/O, 1st-Line spvrs/Mgrs of | 47 | \$25.55 | \$19.21 | \$22.93 | \$33.31 | \$53,140 |
| 33-9099 | Protective Svc Wkrs, All Other | 77 | \$17.51 | \$11.01 | \$13.95 | \$24.73 | \$36,429 |

| SOC Code | Olympia, WA MSA Occupational Title | Estimated Employment | Average Wage | Percentiles | | | Annual Wage |
|----------|--|----------------------|--------------|-------------|---------|---------|-------------|
| | | | | 25th | 50th | 75th | |
| 25-1066 | Psychology Teachers, Postsecondary | 24 | | | | | \$52,037 |
| 11-2031 | Public Relations Mgrs | 143 | \$47.68 | \$36.22 | \$41.28 | \$48.88 | \$99,176 |
| 27-3031 | Public Relations Specialists | 374 | \$28.37 | \$23.68 | \$27.59 | \$32.66 | \$59,012 |
| 13-1023 | Purchasing Agents (Not Wholesale/Retail/Farm Prodcnts) | 419 | \$27.68 | \$23.11 | \$27.44 | \$31.81 | \$57,568 |
| 11-3061 | Purchasing Mgrs | 75 | \$39.41 | \$33.89 | \$36.89 | \$42.64 | \$81,982 |
| 49-2021 | Radio Mechanics | | \$19.99 | \$12.55 | \$22.12 | \$22.62 | \$41,568 |
| 29-2037 | Radiologic Technologists & Technicians | 115 | \$29.31 | \$23.83 | \$29.15 | \$34.89 | \$60,961 |
| 41-9021 | Real Estate Brokers | 15 | \$29.96 | \$11.31 | \$29.33 | \$37.90 | \$62,309 |
| 41-9022 | Real Estate Sales Agents | 34 | \$17.45 | \$11.44 | \$13.85 | \$23.96 | \$36,279 |
| 43-4171 | Receptionists & Information Clerks | 726 | \$13.92 | \$11.31 | \$13.61 | \$16.30 | \$28,955 |
| 39-9032 | Recreation Wkrs | 281 | \$11.57 | \$9.31 | \$10.46 | \$12.57 | \$24,074 |
| 29-1111 | Registered Nurses | 1,880 | \$37.19 | \$30.88 | \$38.00 | \$43.55 | \$77,343 |
| 21-1015 | Rehabilitation Counselors | 297 | \$25.33 | \$22.54 | \$26.79 | \$28.15 | \$52,687 |
| 27-3022 | Reporters & Correspondents | 12 | \$14.55 | \$12.65 | \$14.00 | \$16.28 | \$30,256 |
| 41-1011 | Retail Sales Wkrs, 1st-Line Supervisors/Mgrs of | 926 | \$21.24 | \$15.07 | \$20.07 | \$24.90 | \$44,188 |
| 41-2031 | Retail Salespersons | 3,448 | \$13.04 | \$9.74 | \$11.32 | \$14.35 | \$27,127 |
| 47-2181 | Roofers | 133 | \$17.21 | \$12.15 | \$15.77 | \$18.41 | \$35,801 |
| 41-9799 | Sales & Related Workers, All Other | 176 | \$15.58 | \$9.59 | \$13.12 | \$18.59 | \$32,397 |
| 11-2022 | Sales Mgrs | 150 | \$49.89 | \$28.50 | \$35.50 | \$64.82 | \$103,763 |
| 41-3099 | Sales Reps, Svcs, All Other | 323 | \$22.85 | \$16.09 | \$19.63 | \$27.75 | \$47,515 |
| 41-4012 | Sales Reps, Wholesale/Manuf (Not Tech/Sci Prdcts) | 502 | \$26.72 | \$16.55 | \$21.41 | \$36.39 | \$55,572 |
| 41-4011 | Sales Reps, Wholesale/Manuf, Tech.Scientific Prdcts | 94 | \$37.26 | \$31.17 | \$38.69 | \$43.27 | \$77,506 |
| 25-2031 | Secondary School Teachers (Not Special/Voc Ed) | 544 | | | | | \$60,858 |
| 43-6014 | Secretaries, Not Legal, Medical, & Executive | 1,263 | \$17.87 | \$15.36 | \$17.28 | \$20.45 | \$37,156 |
| 41-3031 | Securities, Commodities, & Financial Svcs Sales Agents | 80 | \$27.97 | \$16.29 | \$18.55 | \$33.96 | \$58,174 |
| 49-2098 | Security & Fire Alarm Systems Installers | 13 | \$20.29 | \$18.94 | \$20.88 | \$22.23 | \$42,214 |
| 33-9032 | Security Guards | 210 | \$14.30 | \$10.14 | \$12.63 | \$17.97 | \$29,751 |
| 25-3021 | Self-Enrichment Education Teachers | 184 | \$25.62 | \$16.20 | \$22.92 | \$34.96 | \$53,279 |
| 51-6031 | Sewing Machine Operators | | \$12.20 | \$9.85 | \$11.00 | \$15.07 | \$25,378 |
| 47-2211 | Sheet Metal Wkrs | | \$34.95 | \$31.04 | \$38.08 | \$42.47 | \$72,705 |
| 43-5071 | Shipping, Receiving, & Traffic Clerks | 259 | \$15.27 | \$11.88 | \$14.55 | \$18.67 | \$31,753 |
| 11-9151 | Social & Community Svc Mgrs | 303 | \$36.00 | \$31.68 | \$34.71 | \$40.95 | \$74,900 |
| 21-1093 | Social & Human Svc Assistants | 428 | \$12.78 | \$9.29 | \$11.20 | \$15.71 | \$26,599 |
| 19-4061 | Social Science Research Assistants | 97 | \$24.16 | \$20.40 | \$21.99 | \$24.87 | \$50,245 |
| 19-3099 | Social Scientists & Related Wkrs, All Other | 108 | \$34.98 | \$29.56 | \$33.45 | \$41.31 | \$72,753 |
| 21-1029 | Social Wkrs, All Other | 25 | \$22.02 | \$12.02 | \$18.97 | \$31.26 | \$45,815 |
| 19-3041 | Sociologists | 45 | \$27.38 | \$25.50 | \$25.51 | \$27.45 | \$56,956 |
| 19-1013 | Soil & Plant Scientists | | \$28.12 | \$22.53 | \$27.11 | \$34.11 | \$58,491 |
| 25-2041 | Special Ed Teachers, Preschool, Kindergarten, Elementary | 150 | | | | | \$57,799 |
| 25-2053 | Special Education Teachers, Middle School | 41 | | | | | \$57,930 |
| 25-2054 | Special Education Teachers, Secondary School | 76 | | | | | \$59,243 |
| 29-1127 | Speech-Language Pathologists | 97 | \$34.64 | \$30.99 | \$34.83 | \$39.98 | \$72,049 |
| 43-9111 | Statistical Assistants | 61 | \$16.09 | \$13.39 | \$15.74 | \$18.99 | \$33,476 |
| 15-2041 | Statisticians | 54 | \$35.52 | \$28.85 | \$34.29 | \$40.00 | \$73,879 |
| 43-5081 | Stock Clerks & Order Fillers | 1,328 | \$12.30 | \$9.58 | \$11.24 | \$14.14 | \$25,592 |
| 47-2022 | Stonemasons | 14 | \$20.41 | \$15.01 | \$18.03 | \$26.21 | \$42,450 |
| 21-1011 | Substance Abuse & Behavioral Disorder Counselors | 95 | \$21.55 | \$17.98 | \$21.27 | \$25.25 | \$44,818 |
| 29-1067 | Surgeons | 19 | \$122.83 | | | | \$255,485 |
| 29-2055 | Surgical Technologists | 58 | \$21.28 | \$17.77 | \$21.46 | \$25.25 | \$44,271 |
| 17-3031 | Surveying & Mapping Technicians | 24 | \$25.27 | \$22.86 | \$26.29 | \$27.84 | \$52,575 |
| 17-1022 | Surveyors | 30 | \$35.29 | \$29.57 | \$34.30 | \$39.49 | \$73,400 |
| 53-6031 | Svc Station Attendants | | \$13.07 | \$10.91 | \$12.24 | \$14.08 | \$27,197 |
| 43-2011 | Switchboard Operators, Including Answering Svc | 35 | \$12.54 | \$10.26 | \$11.80 | \$14.50 | \$26,079 |
| 13-2082 | Tax Preparers | 22 | \$18.47 | \$11.37 | \$13.87 | \$27.01 | \$38,402 |
| 53-3041 | Taxi Drivers & Chauffeurs | 149 | \$14.75 | \$11.09 | \$14.04 | \$18.34 | \$30,674 |
| 25-9041 | Teacher Assistants | 1,310 | | | | | \$28,383 |
| 25-3999 | Teachers, Primary, Secondary, & Adult, All Others | 715 | | | | | \$35,037 |
| 51-2092 | Team Assemblers | | \$14.94 | \$10.41 | \$13.51 | \$18.82 | \$31,090 |
| 27-3042 | Tech Writers | 44 | \$33.57 | \$28.64 | \$33.48 | \$37.62 | \$69,827 |
| 49-2022 | Telecom Equipment Installers & Repairers (Not Line) | 108 | \$29.62 | \$24.30 | \$29.16 | \$35.18 | \$61,614 |
| 49-9052 | Telecommunications Line Installers & Repairers | 146 | \$22.44 | \$18.22 | \$22.03 | \$26.27 | \$46,667 |
| 41-9041 | Telemarketers | | \$11.12 | \$9.66 | \$10.69 | \$11.76 | \$23,122 |

| SOC Code | Olympia, WA MSA Occupational Title | Estimated Employment | Average Wage | Percentiles | | | Annual Wage |
|----------|--|----------------------|--------------|-------------|---------|---------|-------------|
| | | | | 25th | 50th | 75th | |
| 43-3071 | Tellers | 435 | \$14.37 | \$12.31 | \$14.20 | \$16.59 | \$29,880 |
| 49-3093 | Tire Repairers & Changers | | \$14.54 | \$10.91 | \$13.34 | \$17.79 | \$30,249 |
| 23-2093 | Title Examiners, Abstractors, & Searchers | 16 | \$21.83 | \$16.12 | \$21.11 | \$27.35 | \$45,410 |
| 51-4194 | Tool Grinders, Filers, & Sharpeners | | \$25.24 | \$18.36 | \$23.11 | \$33.17 | \$52,495 |
| 11-3131 | Training & Development Managers | 41 | \$38.29 | \$33.36 | \$37.59 | \$40.82 | \$79,651 |
| 13-1151 | Training & Development Specialists | 87 | \$30.23 | \$24.95 | \$31.49 | \$36.15 | \$62,877 |
| 53-6051 | Transportation Inspectors | 37 | \$33.00 | \$25.51 | \$28.76 | \$39.66 | \$68,640 |
| 11-3071 | Transportation, Storage, & Distribution Mgrs | 45 | \$44.02 | \$32.69 | \$37.91 | \$52.79 | \$91,568 |
| 53-1031 | Transpntn/Material-Mvng Vehicle Ops, 1st-Ln Spvrs/Mgrs | 153 | \$26.27 | \$19.99 | \$25.66 | \$32.25 | \$54,627 |
| 41-3041 | Travel Agents | 28 | \$16.62 | \$13.66 | \$16.19 | \$18.71 | \$34,570 |
| 53-3032 | Truck Drivers, Heavy & Tractor-Trailer | 639 | \$19.76 | \$16.79 | \$19.17 | \$22.37 | \$41,089 |
| 53-3033 | Truck Drivers, Light or Delivery Svcs | 582 | \$16.57 | \$13.24 | \$16.46 | \$18.50 | \$34,460 |
| 19-3051 | Urban & Regional Planners | 308 | \$35.09 | \$31.83 | \$35.15 | \$37.87 | \$72,999 |
| 39-3031 | Ushers, Lobby Attendants, & Ticket Takers | | \$13.67 | \$10.84 | \$13.90 | \$16.60 | \$28,447 |
| 29-1131 | Veterinarians | 41 | \$41.72 | \$35.16 | \$42.01 | \$48.80 | \$86,778 |
| 31-9096 | Veterinary Assistants & Laboratory Animal Caretakers | 77 | \$11.90 | \$9.74 | \$11.98 | \$13.70 | \$24,762 |
| 29-2056 | Veterinary Technologists & Technicians | 76 | \$15.63 | \$13.56 | \$15.53 | \$17.59 | \$32,516 |
| 25-1194 | Vocational Education Teachers, Postsecondary | 122 | \$27.34 | \$19.83 | \$25.19 | \$37.35 | \$56,867 |
| 35-3031 | Waiters & Waitresses | 1,367 | \$12.86 | \$9.30 | \$12.77 | \$14.31 | \$26,753 |
| 51-8031 | Water & Liquid Waste Treatment Plant & System Ops | | \$27.80 | \$23.29 | \$28.12 | \$33.06 | \$57,809 |
| 43-5111 | Weighers, Measurers, Checkers, & Samplers, Recordkeeping | 29 | \$17.98 | \$11.99 | \$14.63 | \$24.61 | \$37,400 |
| 51-4121 | Welders, Cutters, Solderers, & Brazers | 81 | \$24.46 | \$17.21 | \$21.33 | \$29.98 | \$50,881 |
| 13-1022 | Wholesale & Retail Buyers, Not Farm Products | 51 | \$21.18 | \$17.47 | \$20.61 | \$24.44 | \$44,044 |
| 51-7042 | Woodworking Machine Setters/Ops/Tenders (Not Sawing) | | \$22.71 | \$14.64 | \$20.25 | \$32.35 | \$47,238 |
| 19-1023 | Zoologists & Wildlife Biologists | 209 | \$31.92 | \$27.94 | \$29.56 | \$34.81 | \$66,404 |

Portland-Vancouver, OR-WA MSA
2012 Occupational Employment
and Wage Estimates
Includes Clackamas, Columbia, Multnomah,
Washington and Yamhill, OR; and
Clark and Skamania, WA Counties



| SOC Code | Portland-Vancouver, OR-WA MSA Occupational Title | Estimated Employment | Average Wage | Percentiles | | | Annual Wage |
|----------|---|----------------------|--------------|-------------|---------|---------|-------------|
| | | | | 25th | 50th | 75th | |
| 13-2011 | Accountants & Auditors | 7,820 | \$30.81 | \$23.51 | \$29.02 | \$36.39 | \$64,087 |
| 27-2011 | Actors | 161 | \$21.35 | \$9.86 | \$15.44 | \$21.81 | |
| 15-2011 | Actuaries | 121 | \$51.02 | \$38.76 | \$45.72 | \$64.34 | \$106,121 |
| 23-1021 | Admin Law Judges, Adjudicators, & Hearing Officers | 222 | | | | | |
| 11-3011 | Administrative Svcs Mgrs | 1,677 | \$39.14 | \$28.74 | \$37.85 | \$46.17 | \$81,418 |
| 25-3011 | Adult Literacy, Remedial Ed, GED Teachers/Inst | 601 | \$34.57 | \$18.27 | \$24.44 | \$59.61 | \$71,911 |
| 11-2011 | Advertising & Promotions Mgrs | 325 | \$45.16 | \$34.15 | \$44.62 | \$55.15 | \$93,929 |
| 41-3011 | Advertising Sales Agents | 894 | \$26.63 | \$18.82 | \$22.53 | \$30.45 | \$55,386 |
| 17-2011 | Aerospace Engineers | 77 | \$44.61 | \$35.49 | \$42.95 | \$52.33 | \$92,786 |
| 13-1011 | Agents/Business Mgrs of Artists, Performers, Athletes | 47 | \$21.98 | \$15.18 | \$21.42 | \$28.38 | \$45,708 |
| 19-4011 | Agricultural & Food Science Technicians | | \$17.31 | \$13.55 | \$16.60 | \$20.68 | \$36,015 |
| 45-2091 | Agricultural Equipment Operators | 83 | \$16.88 | \$13.79 | \$17.73 | \$20.47 | \$35,111 |
| 45-2011 | Agricultural Inspectors | 114 | \$23.31 | \$15.60 | \$24.29 | \$31.02 | \$48,497 |
| 45-2099 | Agricultural Wkrs, All Other | | \$12.44 | \$10.28 | \$11.24 | \$13.65 | \$25,859 |
| 53-1011 | Aircraft Cargo Handling Supervisors | 71 | \$18.15 | \$12.09 | \$14.50 | \$24.21 | \$37,754 |
| 49-3011 | Aircraft Mechanics & Svc Technicians | 715 | \$25.96 | \$21.56 | \$26.06 | \$29.26 | \$54,004 |
| 53-2022 | Airfield Operations Specialists | 30 | \$25.17 | \$17.62 | \$26.86 | \$32.08 | \$52,359 |
| 39-3091 | Amusement & Recreation Attendants | 1,939 | \$10.17 | \$9.01 | \$9.36 | \$10.69 | \$21,152 |
| 29-1061 | Anesthesiologists | 150 | \$124.19 | | | | \$258,317 |
| 33-9011 | Animal Control Wkrs | 58 | \$20.70 | \$18.18 | \$20.79 | \$23.16 | \$43,049 |
| 39-2011 | Animal Trainers | 89 | \$16.96 | \$10.36 | \$13.26 | \$23.44 | \$35,270 |
| 19-3091 | Anthropologists & Archeologists | 139 | \$30.64 | \$21.35 | \$28.81 | \$38.86 | \$63,732 |
| 25-1061 | Anthropology & Archeology Teachers, Postsecondary | 67 | | | | | \$99,693 |
| 13-2021 | Appraisers & Assessors of Real Estate | 631 | \$27.57 | \$21.71 | \$26.92 | \$33.26 | \$57,353 |
| 23-1022 | Arbitrators, Mediators, & Conciliators | 82 | \$34.11 | \$25.93 | \$31.43 | \$42.30 | \$70,940 |
| 17-1011 | Architects, Not Landscape & Naval | 1,241 | \$33.04 | \$23.93 | \$31.95 | \$40.17 | \$68,738 |
| 17-3011 | Architectural & Civil Drafters | 760 | \$23.25 | \$19.49 | \$22.50 | \$27.36 | \$48,350 |
| 25-1031 | Architecture Teachers, Postsecondary | | | | | | \$82,478 |
| 25-4011 | Archivists | | \$26.57 | \$24.50 | \$26.68 | \$28.87 | \$55,261 |
| 25-1062 | Area, Ethnic, & Cultural Studies Teachers, Postsec | 112 | | | | | \$69,540 |
| 27-1011 | Art Directors | 390 | \$31.74 | \$22.65 | \$29.36 | \$36.27 | \$66,011 |
| 25-1121 | Art, Drama, & Music Teachers, Postsecondary | 854 | | | | | \$62,039 |
| 27-1019 | Artists & Related Wkrs, All Other | 44 | \$24.91 | \$16.62 | \$20.91 | \$27.33 | \$51,808 |
| 51-2099 | Assemblers & Fabricators, All Other | 3,310 | \$18.15 | \$12.16 | \$16.74 | \$24.18 | \$37,764 |
| 29-9091 | Athletic Trainers | 129 | | | | | \$47,253 |
| 19-2021 | Atmospheric & Space Scientists | | \$48.70 | \$40.11 | \$45.76 | \$54.62 | \$101,284 |
| 25-1051 | Atmospheric/Earth/Marine/Space Sci Teachers, Postsec | 72 | | | | | \$91,598 |
| 27-4011 | Audio & Video Equipment Technicians | 348 | \$20.04 | \$14.38 | \$17.45 | \$25.74 | \$41,671 |
| 29-1181 | Audiologists | 102 | \$36.36 | \$32.26 | \$35.61 | \$40.44 | \$75,620 |
| 25-9011 | Audio-Visual Collections Specialists | 75 | \$20.18 | \$16.29 | \$18.49 | \$22.63 | \$41,972 |
| 49-3021 | Automotive Body & Related Repairers | 728 | \$20.38 | \$15.28 | \$18.74 | \$23.12 | \$42,398 |
| 49-3023 | Automotive Svc Technicians & Mechanics | 3,649 | \$20.30 | \$14.90 | \$19.32 | \$25.58 | \$42,230 |
| 39-6011 | Baggage Porters & Bellhops | 205 | \$9.56 | \$8.89 | \$9.18 | \$9.51 | \$19,890 |
| 33-3011 | Bailiffs | 65 | \$18.84 | \$17.39 | \$19.57 | \$21.29 | \$39,176 |
| 51-3011 | Bakers | 1,195 | \$14.99 | \$11.58 | \$14.46 | \$17.95 | \$31,174 |
| 35-3011 | Bartenders | 5,408 | \$12.49 | \$9.88 | \$12.60 | \$14.19 | \$25,976 |
| 49-3091 | Bicycle Repairers | 306 | \$13.43 | \$10.71 | \$12.97 | \$15.00 | \$27,922 |
| 43-3011 | Bill & Account Collectors | 3,234 | \$16.81 | \$14.03 | \$16.55 | \$18.69 | \$34,974 |
| 43-3021 | Billing & Posting Clerks & Machine Operators | 3,420 | \$17.35 | \$14.34 | \$16.96 | \$20.00 | \$36,094 |
| 19-1021 | Biochemists & Biophysicists | 26 | \$41.69 | \$32.35 | \$39.07 | \$49.43 | \$86,706 |
| 25-1042 | Biological Science Teachers, Postsecondary | 461 | | | | | \$85,957 |
| 19-1029 | Biological Scientists, All Other | 370 | \$38.46 | \$32.25 | \$37.45 | \$42.93 | \$80,002 |

| SOC Code | Portland-Vancouver, OR-WA MSA Occupational Title | Estimated Employment | Average Wage | Percentiles | | | Annual Wage |
|----------|---|----------------------|--------------|-------------|---------|---------|-------------|
| | | | | 25th | 50th | 75th | |
| 19-4021 | Biological Technicians | 867 | \$20.06 | \$16.08 | \$19.19 | \$22.59 | \$41,716 |
| 17-2031 | Biomedical Engineers | 75 | \$34.64 | \$30.59 | \$33.41 | \$36.24 | \$72,040 |
| 47-2011 | Boilermakers | 38 | \$32.46 | \$25.75 | \$33.43 | \$39.38 | \$67,523 |
| 43-3031 | Bookkeeping, Accounting, & Auditing Clerks | 14,472 | \$18.74 | \$15.13 | \$17.97 | \$21.86 | \$38,966 |
| 47-3011 | Brick/Block/Stonemason & Tile/Marble Setter Helpers | 238 | \$16.76 | \$11.57 | \$15.25 | \$18.35 | \$34,859 |
| 47-2021 | Brickmasons & Blockmasons | 331 | \$28.46 | \$24.09 | \$30.69 | \$34.10 | \$59,188 |
| 27-4012 | Broadcast Technicians | 182 | \$19.42 | \$11.21 | \$14.47 | \$27.29 | \$40,402 |
| 43-4011 | Brokerage Clerks | 370 | \$19.20 | \$16.20 | \$18.58 | \$21.87 | \$39,955 |
| 13-2031 | Budget Analysts | 358 | \$32.45 | \$27.43 | \$32.08 | \$36.29 | \$67,496 |
| 37-2019 | Building Cleaning Wkrs, All Other | | \$14.71 | \$10.72 | \$15.40 | \$18.20 | \$30,597 |
| 49-3031 | Bus & Truck Mechanics & Diesel Engine Specialists | 1,871 | \$22.86 | \$19.39 | \$22.88 | \$26.78 | \$47,533 |
| 53-3022 | Bus Drivers, School | 3,612 | \$15.73 | \$12.91 | \$15.97 | \$18.60 | \$32,708 |
| 53-3021 | Bus Drivers, Transit & Intercity | | \$21.11 | \$14.69 | \$23.48 | \$26.50 | \$43,898 |
| 13-1199 | Business Operations Specialists, All Other | 10,150 | \$31.24 | \$21.51 | \$29.23 | \$39.33 | \$64,974 |
| 25-1011 | Business Teachers, Postsecondary | 468 | | | | | \$77,645 |
| 51-3021 | Butchers & Meat Cutters | 697 | \$17.80 | \$15.03 | \$18.63 | \$21.23 | \$37,025 |
| 51-7011 | Cabinetmakers & Bench Carpenters | 1,218 | \$16.26 | \$13.26 | \$15.98 | \$18.97 | \$33,830 |
| 49-9061 | Camera & Photographic Equipment Repairers | 92 | \$16.78 | \$13.08 | \$14.76 | \$18.14 | \$34,911 |
| 27-4031 | Camera Ops, Television, Video, & Motion Picture | 120 | \$24.75 | \$20.36 | \$23.75 | \$29.34 | \$51,482 |
| 53-5021 | Captains, Mates, & Pilots of Water Vessels | 172 | \$31.89 | \$30.65 | \$33.63 | \$36.46 | \$66,321 |
| 29-2031 | Cardiovascular Technologists & Technicians | 333 | \$30.82 | \$21.71 | \$32.19 | \$39.58 | \$64,104 |
| 47-2031 | Carpenters | 5,473 | \$22.64 | \$16.72 | \$21.81 | \$28.88 | \$47,085 |
| 47-2041 | Carpet Installers | 518 | \$19.47 | \$11.61 | \$20.01 | \$25.83 | \$40,511 |
| 17-1021 | Cartographers & Photogrammetrists | 336 | \$31.42 | \$23.54 | \$27.78 | \$36.06 | \$65,363 |
| 41-2011 | Cashiers | 19,164 | \$11.75 | \$9.30 | \$10.50 | \$13.46 | \$24,443 |
| 47-2051 | Cement Masons & Concrete Finishers | 859 | \$23.73 | \$17.29 | \$23.48 | \$28.12 | \$49,364 |
| 51-9191 | Cementing & Gluing Machine Operators & Tenders | 104 | \$16.15 | \$11.95 | \$15.83 | \$18.73 | \$33,604 |
| 35-1011 | Chefs & Head Cooks | 673 | \$23.05 | \$17.07 | \$20.89 | \$27.52 | \$47,933 |
| 17-2041 | Chemical Engineers | 91 | \$41.43 | \$34.37 | \$41.55 | \$50.26 | \$86,189 |
| 51-9011 | Chemical Equipment Operators & Tenders | 121 | \$21.40 | \$16.26 | \$19.02 | \$26.99 | \$44,517 |
| 51-8091 | Chemical Plant & System Operators | 147 | \$26.09 | \$23.81 | \$26.05 | \$28.31 | \$54,261 |
| 19-4031 | Chemical Technicians | 211 | \$20.63 | \$14.62 | \$20.20 | \$25.12 | \$42,908 |
| 25-1052 | Chemistry Teachers, Postsecondary | 208 | | | | | \$94,285 |
| 19-2031 | Chemists | 607 | \$32.77 | \$24.99 | \$31.41 | \$36.09 | \$68,166 |
| 11-1011 | Chief Executives | 1,354 | \$103.99 | \$75.63 | | | \$216,298 |
| 39-9011 | Child Care Wkrs | 3,603 | \$11.26 | \$9.28 | \$10.41 | \$12.33 | \$23,409 |
| 21-1021 | Child, Family, & School Social Wkrs | 1,898 | \$21.08 | \$16.10 | \$19.97 | \$25.51 | \$43,854 |
| 29-1011 | Chiropractors | 566 | \$27.87 | \$16.14 | \$20.64 | \$28.53 | \$57,959 |
| 17-3022 | Civil Engineering Technicians | 742 | \$28.00 | \$24.11 | \$27.57 | \$32.25 | \$58,248 |
| 17-2051 | Civil Engineers | 3,115 | \$37.89 | \$30.43 | \$36.31 | \$45.43 | \$78,800 |
| 13-1031 | Claims Adjusters, Examiners, & Investigators | 2,390 | \$31.18 | \$25.64 | \$31.26 | \$35.75 | \$64,863 |
| 53-7061 | Cleaners of Vehicles & Equipment | 2,480 | \$11.76 | \$9.23 | \$10.41 | \$13.59 | \$24,462 |
| 51-9192 | Cleaning/Washing/Metal Pickling Equipment Ops & Tenders | 147 | \$12.20 | \$9.69 | \$11.03 | \$13.56 | \$25,392 |
| 21-2011 | Clergy | 1,530 | \$27.75 | \$19.08 | \$27.35 | \$35.87 | \$57,708 |
| 19-3031 | Clinical, Counseling, & School Psychologists | 788 | \$36.48 | \$27.07 | \$35.35 | \$43.79 | \$75,883 |
| 27-2022 | Coaches & Scouts | 2,186 | | | | | \$37,150 |
| 51-9121 | Coating/Painting/Spraying Machine Setters/Ops/Tenders | 752 | \$17.17 | \$14.85 | \$17.06 | \$19.90 | \$35,711 |
| 51-2021 | Coil Winders, Tapers, & Finishers | 352 | \$12.25 | \$10.61 | \$11.79 | \$13.77 | \$25,483 |
| 49-9091 | Coin, Vending, & Amusement Machine Svcs & Repairers | 160 | \$17.55 | \$14.44 | \$16.93 | \$20.29 | \$36,512 |
| 35-3021 | Comb Food Preparation & Serving Wkrs, Inc Fast Food | 22,627 | \$9.94 | \$8.96 | \$9.26 | \$10.15 | \$20,673 |
| 27-1021 | Commercial & Industrial Designers | 182 | \$40.73 | \$30.40 | \$34.47 | \$43.07 | \$84,734 |
| 53-2012 | Commercial Pilots | 455 | | | | | \$60,164 |
| 25-1122 | Communications Teachers, Postsecondary | 241 | | | | | \$69,296 |
| 21-1798 | Community & Social Service Specialists, All Other | 500 | \$21.12 | \$16.61 | \$19.96 | \$24.11 | \$43,936 |
| 11-3111 | Compensation & Benefits Managers | 137 | \$47.98 | \$38.76 | \$47.22 | \$57.23 | \$99,798 |
| 13-1141 | Compensation, Benefits, & Job Analysis Specialists | 565 | \$27.16 | \$19.94 | \$25.27 | \$33.78 | \$56,491 |
| 13-1041 | Compliance Ofcrrs (Not Ag/Const/Safety/Transportn) | 1,367 | \$33.21 | \$25.27 | \$32.08 | \$40.35 | \$69,086 |
| 15-1111 | Computer & Information Scientists, Research | 21 | \$51.93 | \$35.55 | \$52.24 | \$58.81 | \$108,000 |
| 11-3021 | Computer & Information Systems Mgrs | 2,842 | \$55.33 | \$44.56 | \$53.83 | \$65.42 | \$115,084 |
| 15-1799 | Computer Occupations, All Other | 3,099 | \$38.41 | \$28.67 | \$37.19 | \$46.76 | \$79,902 |
| 43-9011 | Computer Operators | 315 | \$18.98 | \$14.83 | \$18.39 | \$22.57 | \$39,487 |
| 15-1131 | Computer Programmers | 2,216 | \$34.45 | \$26.15 | \$35.23 | \$42.94 | \$71,668 |

| SOC Code | Portland-Vancouver, OR-WA MSA Occupational Title | Estimated Employment | Average Wage | Percentiles | | | Annual Wage |
|----------|--|----------------------|--------------|-------------|---------|---------|-------------|
| | | | | 25th | 50th | 75th | |
| 25-1021 | Computer Science Teachers, Postsecondary | 217 | | | | | \$93,935 |
| 15-1132 | Computer Software Engineers, Applications | 6,366 | \$45.19 | \$35.82 | \$44.37 | \$54.27 | \$93,994 |
| 15-1133 | Computer Software Engineers, Systems Software | 1,996 | \$45.21 | \$33.68 | \$45.84 | \$55.15 | \$94,033 |
| 15-1150 | Computer Support Specialists | 5,705 | \$26.16 | \$18.54 | \$23.68 | \$29.46 | \$54,397 |
| 15-1121 | Computer Systems Analysts | 2,957 | \$41.35 | \$32.53 | \$39.98 | \$48.42 | \$86,004 |
| 49-2011 | Computer, Automated Teller, & Office Machine Repairers | 986 | \$18.11 | \$14.11 | \$17.53 | \$21.33 | \$37,679 |
| 51-4011 | Computer-Controlled Machine Tool Ops, Mtl/Plastic | 1,924 | \$18.15 | \$13.47 | \$16.70 | \$22.01 | \$37,768 |
| 39-6012 | Concierges | 136 | \$14.47 | \$11.15 | \$13.22 | \$16.16 | \$30,091 |
| 19-1031 | Conservation Scientists | 190 | \$40.00 | \$27.08 | \$36.43 | \$44.80 | \$83,203 |
| 47-4011 | Construction & Building Inspectors | 792 | \$29.55 | \$23.27 | \$29.92 | \$34.90 | \$61,464 |
| 47-4799 | Construction & Related Workers, All Other | 338 | \$20.82 | \$16.33 | \$19.87 | \$25.14 | \$43,314 |
| 47-2061 | Construction Laborers | 5,482 | \$17.54 | \$12.68 | \$16.17 | \$22.09 | \$36,483 |
| 11-9021 | Construction Mgrs | 1,607 | \$41.77 | \$32.63 | \$40.58 | \$48.90 | \$86,882 |
| 47-1011 | Construction Trades/Extraction Wkrs, 1st-Ln Spvs/Mgrs | 3,248 | \$31.71 | \$24.90 | \$31.83 | \$37.87 | \$65,951 |
| 49-9012 | Control & Valve Installers & Repairers (Not Mech Door) | 298 | \$25.84 | \$18.67 | \$24.50 | \$30.04 | \$53,733 |
| 53-7011 | Conveyor Operators & Tenders | 56 | \$16.53 | \$13.01 | \$15.28 | \$18.90 | \$34,384 |
| 35-2019 | Cooks, All Other | 149 | \$13.16 | \$10.51 | \$12.32 | \$15.48 | \$27,356 |
| 35-2011 | Cooks, Fast Food | 4,167 | \$9.72 | \$8.96 | \$9.28 | \$10.13 | \$20,226 |
| 35-2012 | Cooks, Institution & Cafeteria | 2,728 | \$13.60 | \$11.03 | \$13.20 | \$15.75 | \$28,282 |
| 35-2014 | Cooks, Restaurant | 9,688 | \$12.21 | \$10.04 | \$11.25 | \$13.29 | \$25,393 |
| 35-2015 | Cooks, Short Order | 1,004 | \$10.94 | \$9.62 | \$10.58 | \$11.54 | \$22,761 |
| 51-9193 | Cooling & Freezing Equipment Operators & Tenders | | \$18.45 | \$15.88 | \$19.92 | \$21.72 | \$38,380 |
| 33-3012 | Correctional Officers & Jailers | 1,579 | \$26.59 | \$21.98 | \$27.10 | \$31.81 | \$55,294 |
| 33-1011 | Correctional Officers, 1st-Line spvrs/Mgrs of | 196 | \$38.64 | \$33.27 | \$38.23 | \$43.56 | \$80,380 |
| 43-4021 | Correspondence Clerks | | \$18.12 | \$14.43 | \$16.95 | \$20.15 | \$37,690 |
| 13-1051 | Cost Estimators | 2,157 | \$30.94 | \$21.69 | \$30.46 | \$39.07 | \$64,350 |
| 39-3092 | Costume Attendants | 17 | \$19.35 | \$11.85 | \$16.23 | \$22.38 | \$40,244 |
| 21-1019 | Counselors, All Other | 259 | \$20.44 | \$10.87 | \$20.44 | \$28.45 | \$42,527 |
| 41-2021 | Counter & Rental Clerks | 3,080 | \$12.87 | \$9.39 | \$11.21 | \$15.16 | \$26,772 |
| 35-3022 | Counter Attendants, Cafeteria, Concession, Coffee Shop | 2,966 | \$10.42 | \$8.98 | \$9.26 | \$9.73 | \$21,666 |
| 43-5021 | Couriers & Messengers | 903 | \$15.09 | \$12.39 | \$14.90 | \$17.78 | \$31,383 |
| 23-2091 | Court Reporters | | \$48.02 | \$41.46 | \$45.37 | \$54.59 | \$99,872 |
| 43-4031 | Court, Municipal, & License Clerks | 901 | \$19.23 | \$16.28 | \$19.13 | \$21.83 | \$40,010 |
| 53-7021 | Crane & Tower Operators | 324 | \$30.67 | \$21.21 | \$32.46 | \$39.96 | \$63,797 |
| 13-2041 | Credit Analysts | | \$29.17 | \$23.48 | \$28.42 | \$34.24 | \$60,668 |
| 43-4041 | Credit Authorizers, Checkers, & Clerks | 280 | \$18.12 | \$15.25 | \$17.34 | \$20.50 | \$37,681 |
| 25-1111 | Criminal Justice & Law Enforcement Teachers, Postsec | 25 | | | | | \$72,657 |
| 33-9091 | Crossing Guards | 406 | \$17.95 | \$13.26 | \$18.34 | \$21.56 | \$37,330 |
| 51-9021 | Crush/Grind/Polishing Machine Setters/Ops/Tenders | 320 | \$14.66 | \$11.75 | \$13.90 | \$17.14 | \$30,498 |
| 25-4012 | Curators | 73 | \$26.25 | \$18.97 | \$22.40 | \$29.28 | \$54,586 |
| 43-4051 | Customer Svc Reps | 15,123 | \$17.11 | \$13.29 | \$16.18 | \$20.00 | \$35,569 |
| 51-4031 | Cut/Punch/Press Mach Setters/Ops/Tenders, Mtl/Plastic | 1,431 | \$15.52 | \$11.80 | \$15.25 | \$18.50 | \$32,278 |
| 51-9031 | Cutters & Trimmers, Hand | 73 | \$12.77 | \$10.71 | \$12.74 | \$14.33 | \$26,562 |
| 51-9032 | Cutting & Slicing Machine Setters, Ops, & Tenders | 301 | \$18.15 | \$14.36 | \$17.54 | \$21.61 | \$37,755 |
| 27-2031 | Dancers | 96 | \$22.47 | \$16.88 | \$23.80 | \$27.38 | |
| 43-9021 | Data Entry Keyers | 1,410 | \$13.67 | \$10.93 | \$12.95 | \$15.33 | \$28,428 |
| 15-1141 | Database Administrators | 978 | \$37.20 | \$28.13 | \$36.99 | \$46.48 | \$77,381 |
| 41-9011 | Demonstrators & Product Promoters | 1,277 | \$11.65 | \$9.99 | \$10.84 | \$11.68 | \$24,232 |
| 31-9091 | Dental Assistants | 3,156 | \$18.81 | \$16.26 | \$18.98 | \$21.53 | \$39,121 |
| 29-2021 | Dental Hygienists | 1,969 | \$39.33 | \$36.62 | \$40.16 | \$43.59 | \$81,797 |
| 51-9081 | Dental Laboratory Technicians | 505 | \$18.12 | \$14.43 | \$17.68 | \$21.61 | \$37,699 |
| 29-1021 | Dentists, General | 681 | \$101.29 | \$69.95 | | | \$210,696 |
| 27-1029 | Designers, All Other | 43 | \$31.32 | \$17.00 | \$30.19 | \$40.35 | \$65,159 |
| 43-9031 | Desktop Publishers | 203 | \$18.50 | \$16.43 | \$17.98 | \$20.04 | \$38,483 |
| 33-3021 | Detectives & Criminal Investigators | 531 | \$36.86 | \$27.76 | \$35.64 | \$44.05 | \$76,671 |
| 29-2032 | Diagnostic Medical Sonographers | 281 | \$40.35 | \$37.30 | \$40.89 | \$44.40 | \$83,922 |
| 29-2051 | Dietetic Technicians | | \$13.01 | \$9.81 | \$11.34 | \$14.66 | \$27,055 |
| 29-1031 | Dietitians & Nutritionists | 291 | \$29.23 | \$24.38 | \$29.56 | \$34.53 | \$60,783 |
| 35-9011 | Dining Room & Cafeteria Attendants & Bartender Helpers | 1,546 | \$10.12 | \$8.91 | \$9.19 | \$9.47 | \$21,047 |
| 21-2021 | Directors, Religious Activities & Education | 725 | \$16.59 | \$10.38 | \$15.74 | \$21.09 | \$34,507 |
| 35-9021 | Dishwashers | 3,587 | \$9.68 | \$8.98 | \$9.31 | \$10.25 | \$20,135 |
| 43-5032 | Dispatchers, Not Police, Fire, & Ambulance | 1,671 | \$18.72 | \$13.83 | \$17.54 | \$22.02 | \$38,921 |

| SOC Code | Portland-Vancouver, OR-WA MSA Occupational Title | Estimated Employment | Average Wage | Percentiles | | | Annual Wage |
|----------|---|----------------------|--------------|-------------|---------|---------|-------------|
| | | | | 25th | 50th | 75th | |
| 41-9091 | Door-To-Door Sales Wkrs, News/Street Vendors | 274 | \$14.22 | \$11.06 | \$13.57 | \$16.47 | \$29,578 |
| 17-3019 | Drafters, All Other | 329 | \$24.48 | \$19.03 | \$21.77 | \$28.03 | \$50,926 |
| 51-4032 | Drilling/Boring Machine Tool Setters/Ops/Tenders | 188 | \$19.91 | \$12.18 | \$15.76 | \$30.69 | \$41,413 |
| 53-3031 | Driver/Sales Wkrs | 4,078 | \$15.08 | \$12.03 | \$13.99 | \$18.48 | \$31,374 |
| 47-2081 | Drywall & Ceiling Tile Installers | 533 | \$26.01 | \$21.11 | \$25.90 | \$31.77 | \$54,108 |
| 47-5021 | Earth Drillers, Not Oil & Gas | | \$22.84 | \$14.51 | \$21.67 | \$31.18 | \$47,502 |
| 25-1063 | Economics Teachers, Postsecondary | 109 | | | | | \$109,223 |
| 19-3011 | Economists | 85 | \$41.76 | \$32.46 | \$41.56 | \$51.43 | \$86,846 |
| 27-3041 | Editors | 745 | \$26.77 | \$16.91 | \$26.70 | \$34.18 | \$55,693 |
| 11-9031 | Educ Administrators, Preschool/Child Care Center/Pgms | 286 | \$20.94 | \$16.87 | \$19.82 | \$24.56 | \$43,554 |
| 11-9039 | Education Administrators, All Other | 200 | \$40.58 | \$23.18 | \$32.62 | \$53.77 | \$84,399 |
| 11-9032 | Education Administrators, Elem & Secondary School | 1,415 | | | | | \$98,544 |
| 11-9033 | Education Administrators, Postsecondary | 1,071 | \$46.29 | \$29.36 | \$36.34 | \$53.79 | \$96,290 |
| 25-1081 | Education Teachers, Postsecondary | 483 | | | | | \$63,786 |
| 25-9099 | Education, Training, & Library Wkrs, All Other | 2,959 | \$18.75 | \$10.88 | \$16.88 | \$23.66 | \$38,996 |
| 21-1012 | Educational, Vocational, & School Counselors | 1,606 | \$27.18 | \$21.16 | \$26.39 | \$32.77 | \$56,531 |
| 49-2092 | Electric Motor, Power Tool, & Related Repairers | 62 | \$22.51 | \$19.44 | \$23.01 | \$26.90 | \$46,834 |
| 17-3023 | Electrical & Electronic Engineering Technicians | 2,568 | \$25.94 | \$20.57 | \$25.85 | \$30.51 | \$53,971 |
| 51-2022 | Electrical & Electronic Equipment Assemblers | 4,117 | \$16.82 | \$12.65 | \$15.92 | \$20.32 | \$34,995 |
| 17-3012 | Electrical & Electronics Drafters | 345 | \$26.34 | \$21.49 | \$25.56 | \$28.93 | \$54,783 |
| 17-2071 | Electrical Engineers | 1,647 | \$43.09 | \$32.43 | \$42.68 | \$52.57 | \$89,634 |
| 49-9051 | Electrical Power-Line Installers & Repairers | 484 | \$35.15 | \$27.59 | \$39.38 | \$42.08 | \$73,114 |
| 49-2094 | Electrical/Electronics Repairers, Industrial Equipmt | 637 | \$28.74 | \$21.70 | \$29.44 | \$34.22 | \$59,765 |
| 49-2095 | Electrical/Electronics Repairers, Powerhouse/Relay | 53 | \$35.55 | \$31.81 | \$35.54 | \$40.50 | \$73,954 |
| 47-2111 | Electricians | 4,100 | \$33.66 | \$27.90 | \$35.33 | \$40.88 | \$70,012 |
| 51-2023 | Electromechanical Equipment Assemblers | 488 | \$13.15 | \$9.97 | \$12.34 | \$15.95 | \$27,346 |
| 17-3024 | Electro-Mechanical Technicians | 126 | \$22.74 | \$19.10 | \$22.29 | \$26.52 | \$47,303 |
| 49-2096 | Electronic Equipment Installers/Repairers, Motor Veh | | \$11.90 | \$9.13 | \$12.54 | \$14.04 | \$24,772 |
| 49-2097 | Electronic Home Entertainment Equipment Install/Repair | 162 | \$14.82 | \$9.39 | \$13.42 | \$19.74 | \$30,815 |
| 17-2072 | Electronics Engineers, Not Computer | 2,571 | \$46.63 | \$38.23 | \$45.58 | \$55.07 | \$96,984 |
| 49-2093 | Electronics Install/Repair, Transprt Equipmt | | \$35.85 | \$27.88 | \$40.30 | \$43.62 | \$74,551 |
| 25-2021 | Elementary School Teachers, Not Special Education | 6,783 | | | | | \$56,248 |
| 47-4021 | Elevator Installers & Repairers | 17 | \$43.08 | \$39.16 | \$41.78 | \$44.40 | \$89,598 |
| 43-4061 | Eligibility Interviewers, Government Programs | 643 | \$19.58 | \$15.93 | \$19.47 | \$23.16 | \$40,730 |
| 11-9161 | Emergency Management Directors | 67 | \$38.31 | \$30.76 | \$37.90 | \$43.87 | \$79,691 |
| 29-2041 | Emergency Medical Technicians & Paramedics | 1,247 | \$20.96 | \$16.04 | \$19.93 | \$25.52 | \$43,604 |
| 51-2031 | Engine & Other Machine Assemblers | 228 | \$19.44 | \$16.24 | \$19.81 | \$22.60 | \$40,430 |
| 11-9041 | Engineering Mgrs | 2,418 | \$63.40 | \$53.00 | \$62.29 | \$71.20 | \$131,880 |
| 25-1032 | Engineering Teachers, Postsecondary | 165 | | | | | \$103,240 |
| 17-3029 | Engineering Technicians, Not Drafters, All Other | 713 | \$27.43 | \$20.79 | \$26.69 | \$33.86 | \$57,061 |
| 17-2199 | Engineers, All Other | 1,435 | \$45.41 | \$34.18 | \$45.18 | \$55.10 | \$94,460 |
| 25-1123 | English Language & Literature Teachers, Postsecondary | 559 | | | | | \$85,280 |
| 27-2099 | Entertainers & Performers, Sports & Related Wkrs, A/O | | \$12.95 | \$9.25 | \$10.84 | \$15.32 | |
| 39-3099 | Entertainment Attendants & Related Wkrs, A/O | 263 | \$11.21 | \$9.19 | \$9.86 | \$11.46 | \$23,317 |
| 17-3025 | Environmental Engineering Technicians | 127 | \$27.25 | \$22.55 | \$27.39 | \$32.64 | \$56,687 |
| 17-2081 | Environmental Engineers | 392 | \$38.70 | \$29.01 | \$37.78 | \$48.11 | \$80,489 |
| 19-4091 | Environmental Science & Protection Techs (Inc Health) | 211 | \$22.10 | \$17.12 | \$21.98 | \$27.02 | \$45,983 |
| 25-1053 | Environmental Science Teachers, Postsecondary | 40 | | | | | \$72,272 |
| 19-2041 | Environmental Scientists & Specialists (Inc Health) | 598 | \$34.36 | \$27.32 | \$33.65 | \$38.81 | \$71,475 |
| 19-1041 | Epidemiologists | 33 | \$34.48 | \$25.30 | \$31.58 | \$33.66 | \$71,723 |
| 53-7032 | Excavating & Loading Machine & Dragline Operators | 289 | \$23.43 | \$15.36 | \$21.67 | \$31.01 | \$48,739 |
| 43-6011 | Executive Secretaries & Administrative Assistants | 4,588 | \$23.38 | \$19.50 | \$22.99 | \$27.27 | \$48,644 |
| 29-1128 | Exercise Physiologists | | \$25.32 | \$18.07 | \$22.61 | \$28.79 | \$52,647 |
| 51-9041 | Extrude/Form/Press/Compact Machine Setters/Ops/Tenders | 321 | \$15.30 | \$11.50 | \$14.17 | \$17.89 | \$31,821 |
| 51-4021 | Extruding/Drawing Mach Setters/Ops/Tenders, Mtl/Plastic | 284 | \$14.36 | \$12.10 | \$13.84 | \$16.14 | \$29,856 |
| 51-6092 | Fabric & Apparel Patternmakers | 119 | \$20.19 | \$15.64 | \$20.46 | \$22.67 | \$42,003 |
| 45-4021 | Fallers | | \$21.78 | \$20.13 | \$21.47 | \$22.81 | \$45,301 |
| 29-1062 | Family & General Practitioners | 391 | \$82.64 | \$59.63 | \$75.17 | | \$171,896 |
| 25-9021 | Farm & Home Management Advisors | | \$29.23 | \$24.65 | \$31.92 | \$34.97 | \$60,786 |
| 49-3041 | Farm Equipment Mechanics | 68 | \$18.65 | \$15.35 | \$18.56 | \$22.65 | \$38,778 |
| 11-9013 | Farmers, Ranchers, & Other Agricultural Managers | 25 | \$36.17 | \$32.39 | \$37.35 | \$41.93 | \$75,233 |
| 45-1011 | Farming, Fishing, & Forestry Wkrs, 1st-Ln Sprvs/Mgrs | 233 | \$26.84 | \$19.87 | \$24.21 | \$34.68 | \$55,817 |

| SOC Code | Portland-Vancouver, OR-WA MSA Occupational Title | Estimated Employment | Average Wage | Percentiles | | | Annual Wage |
|----------|---|----------------------|--------------|-------------|---------|---------|-------------|
| | | | | 25th | 50th | 75th | |
| 45-2092 | FarmWkrs & Laborers, Crop, Nursery, & Greenhouse | 1,405 | \$10.04 | \$9.02 | \$9.43 | \$10.69 | \$20,881 |
| 45-2093 | FarmWkrs, Farm & Ranch Animals | 95 | \$11.28 | \$9.08 | \$9.67 | \$12.79 | \$23,460 |
| 27-1022 | Fashion Designers | 60 | \$28.77 | \$19.68 | \$28.72 | \$35.56 | \$59,844 |
| 47-4031 | Fence Erectors | 423 | \$18.51 | \$14.78 | \$19.79 | \$21.62 | \$38,498 |
| 51-2091 | Fiberglass Laminators & Fabricators | 240 | \$14.80 | \$12.57 | \$14.08 | \$16.75 | \$30,790 |
| 43-4071 | File Clerks | 1,082 | \$15.02 | \$11.13 | \$14.41 | \$18.40 | \$31,233 |
| 27-4032 | Film & Video Editors | 128 | | | | | |
| 13-2051 | Financial Analysts | 1,818 | \$51.22 | \$29.11 | \$40.95 | \$62.06 | \$106,526 |
| 13-2061 | Financial Examiners | 234 | \$34.71 | \$25.13 | \$32.17 | \$42.15 | \$72,206 |
| 11-3031 | Financial Mgrs | 3,458 | \$53.15 | \$38.33 | \$49.85 | \$64.43 | \$110,553 |
| 13-2099 | Financial Specialists, All Other | 1,119 | \$34.41 | \$25.05 | \$32.22 | \$40.46 | \$71,573 |
| 27-1013 | Fine Artists, Inc Painters, Sculptors, Illustrators | 54 | \$20.99 | \$10.24 | \$13.37 | \$27.34 | \$43,665 |
| 33-2011 | Fire Fighters | 1,833 | \$31.11 | \$27.89 | \$32.25 | \$35.57 | \$64,716 |
| 33-1021 | Fire Fighting & Prevention Wkrs, 1st-Ln spvrs/Mgrs of | 674 | \$41.02 | \$36.86 | \$41.52 | \$46.50 | \$85,314 |
| 33-2021 | Fire Inspectors & Investigators | 96 | \$38.63 | \$35.40 | \$39.75 | \$43.54 | \$80,364 |
| 39-9031 | Fitness Trainers & Aerobics Instructors | 1,825 | \$20.10 | \$14.19 | \$19.57 | \$25.12 | \$41,813 |
| 47-2042 | Floor Layers, Not Carpet, Wood, & Hard Tiles | 103 | \$21.51 | \$18.66 | \$20.95 | \$23.31 | \$44,730 |
| 27-1023 | Floral Designers | 461 | \$11.89 | \$9.80 | \$11.21 | \$13.41 | \$24,736 |
| 51-3092 | Food Batchmakers | 677 | \$12.43 | \$9.91 | \$11.36 | \$13.80 | \$25,854 |
| 51-3093 | Food Cooking Machine Operators & Tenders | 196 | \$12.37 | \$10.40 | \$11.59 | \$13.89 | \$25,721 |
| 35-9099 | Food Preparation & Serving Related Wkrs, A/O | 995 | \$13.53 | \$10.70 | \$13.45 | \$16.28 | \$28,150 |
| 35-1012 | Food Preparation & Serving Wkrs, 1st-Ln Spvrs/Mgrs of | 5,284 | \$15.16 | \$11.24 | \$13.99 | \$18.82 | \$31,526 |
| 35-2021 | Food Preparation Wkrs | 5,510 | \$10.81 | \$9.16 | \$10.20 | \$11.87 | \$22,491 |
| 19-1012 | Food Scientists & Technologists | 71 | \$33.56 | \$24.20 | \$32.36 | \$45.27 | \$69,802 |
| 35-3041 | Food Servers, Nonrestaurant | 1,673 | \$11.13 | \$9.20 | \$10.18 | \$12.31 | \$23,132 |
| 11-9051 | Food Svc Mgrs | 1,460 | \$24.51 | \$18.16 | \$24.75 | \$28.45 | \$50,978 |
| 51-3091 | Food/Tobacco Roasting/Baking/Drying Mach Ops/Tenders | 134 | \$16.88 | \$13.63 | \$16.95 | \$20.59 | \$35,126 |
| 25-1124 | Foreign Language & Literature Teachers, Postsecondary | 479 | | | | | \$57,247 |
| 19-4092 | Forensic Science Technicians | 132 | \$29.10 | \$25.38 | \$29.92 | \$33.70 | \$60,543 |
| 19-4093 | Forest & Conservation Technicians | 191 | \$19.68 | \$14.84 | \$17.46 | \$22.28 | \$40,947 |
| 19-1032 | Foresters | 86 | \$31.22 | \$25.29 | \$29.48 | \$35.34 | \$64,938 |
| 51-4071 | Foundry Mold & Coremakers | | \$16.79 | \$13.04 | \$16.78 | \$20.71 | \$34,930 |
| 39-4021 | Funeral Attendants | | \$10.72 | \$9.06 | \$9.46 | \$12.88 | \$22,295 |
| 39-4831 | Funeral Svc Mgrs, Dirs, Morticians, & Undertakers | 165 | \$31.97 | \$26.33 | \$31.97 | \$36.10 | \$66,513 |
| 51-9051 | Furnace, Kiln, Oven, Drier, & Kettle Ops & Tenders | 127 | \$20.26 | \$18.37 | \$20.26 | \$22.01 | \$42,145 |
| 51-7021 | Furniture Finishers | 71 | \$15.93 | \$12.84 | \$15.22 | \$19.34 | \$33,123 |
| 39-3012 | Gaming & Sports Book Writers & Runners | 115 | \$11.62 | \$9.50 | \$10.83 | \$12.92 | \$24,169 |
| 43-3041 | Gaming Cage Wkrs | 89 | \$14.13 | \$10.13 | \$12.93 | \$17.34 | \$29,396 |
| 39-1011 | Gaming Supervisors | 146 | \$21.13 | \$16.30 | \$19.73 | \$23.50 | \$43,940 |
| 11-1021 | General & Operations Mgrs | 12,930 | \$53.75 | \$32.76 | \$45.35 | \$66.49 | \$111,818 |
| 19-3092 | Geographers | 41 | \$38.43 | \$32.41 | \$38.87 | \$43.62 | \$79,950 |
| 25-1064 | Geography Teachers, Postsecondary | 53 | | | | | \$84,775 |
| 19-2042 | Geoscientists, Not Hydrologists & Geographers | 311 | \$33.32 | \$25.17 | \$28.43 | \$37.68 | \$69,312 |
| 47-2121 | Glaziers | 340 | \$28.00 | \$21.31 | \$30.59 | \$34.37 | \$58,239 |
| 45-2041 | Graders & Sorters, Agricultural Products | 274 | \$10.62 | \$9.03 | \$9.47 | \$11.07 | \$22,102 |
| 25-1191 | Graduate Teaching Assistants | | | | | | \$34,067 |
| 27-1024 | Graphic Designers | 1,891 | \$25.50 | \$19.54 | \$23.53 | \$30.26 | \$53,034 |
| 51-4033 | Grind/Lap/Polish/Buff Machine Setters/Ops/Tenders | 808 | \$17.63 | \$13.23 | \$16.48 | \$20.37 | \$36,672 |
| 51-9022 | Grinding & Polishing Wkrs, Hand | 216 | \$13.73 | \$11.33 | \$13.37 | \$15.57 | \$28,560 |
| 37-3019 | Grounds Maintenance Wkrs, All Other | | \$20.25 | \$14.69 | \$18.41 | \$25.18 | \$42,114 |
| 39-5012 | Hairdressers, Hairstylists, & Cosmetologists | 2,306 | \$13.70 | \$9.28 | \$10.95 | \$15.23 | \$28,500 |
| 53-1021 | Hand Labor/Material Movers/Helpers, 1st-Ln Spvrs/Mgrs | 1,573 | \$22.14 | \$17.36 | \$20.87 | \$26.16 | \$46,047 |
| 47-4041 | Hazardous Materials Removal Wkrs | 354 | \$17.80 | \$13.80 | \$16.44 | \$19.98 | \$37,025 |
| 17-2111 | Health & Safety Engineers (Not Mining) | 99 | \$37.45 | \$30.32 | \$38.97 | \$44.38 | \$77,903 |
| 29-1199 | Health Diagnosing & Treating Practitioners, A/O | 270 | \$32.44 | \$25.57 | \$30.37 | \$36.43 | \$67,469 |
| 21-1091 | Health Educators | 443 | \$25.47 | \$17.67 | \$24.17 | \$32.36 | \$52,967 |
| 25-1071 | Health Specialties Teachers, Postsecondary | 521 | | | | | \$67,782 |
| 29-2799 | Health Technologists & Technicians, All Other | 976 | \$23.68 | \$19.17 | \$22.03 | \$27.06 | \$49,253 |
| 29-9799 | Healthcare Practitioners & Technical Workers, All Other | 619 | \$29.23 | \$20.13 | \$26.94 | \$38.49 | \$60,794 |
| 31-9799 | Healthcare Support Workers, All Other | 1,992 | \$17.16 | \$14.26 | \$17.09 | \$20.06 | \$35,697 |
| 51-4191 | Heat Treating Equip Setters/Ops/Tenders, Mtl/Plastic | 317 | \$16.84 | \$12.97 | \$16.07 | \$19.75 | \$35,023 |
| 49-9021 | Heating, Air Cond, Refrigeration Mechanics & Installers | 1,674 | \$24.42 | \$17.30 | \$23.86 | \$30.65 | \$50,793 |

| SOC Code | Portland-Vancouver, OR-WA MSA Occupational Title | Estimated Employment | Average Wage | Percentiles | | | Annual Wage |
|----------|--|----------------------|--------------|-------------|---------|---------|-------------|
| | | | | 25th | 50th | 75th | |
| 47-3019 | Helpers, Construction Trades, All Other | 120 | \$14.41 | \$9.61 | \$12.77 | \$17.04 | \$29,967 |
| 47-3012 | Helpers--Carpenters | 111 | \$13.47 | \$9.33 | \$13.99 | \$16.97 | \$28,029 |
| 47-3013 | Helpers--Electricians | 105 | \$19.53 | \$14.25 | \$19.68 | \$23.29 | \$40,618 |
| 49-9098 | Helpers--Installation, Maintenance, & Repair Wkrs | 1,013 | \$13.88 | \$10.04 | \$12.69 | \$16.04 | \$28,879 |
| 51-9198 | Helpers--Production Wkrs | 2,034 | \$13.46 | \$10.44 | \$12.69 | \$15.88 | \$27,996 |
| 47-4051 | Highway Maintenance Wkrs | 580 | \$20.50 | \$18.06 | \$20.75 | \$22.30 | \$42,641 |
| 19-3093 | Historians | 11 | \$29.92 | \$22.16 | \$29.70 | \$35.37 | \$62,233 |
| 25-1125 | History Teachers, Postsecondary | 187 | | | | | \$74,221 |
| 53-7041 | Hoist & Winch Operators | 62 | \$29.39 | \$22.07 | \$31.96 | \$35.31 | \$61,135 |
| 49-9031 | Home Appliance Repairers | 237 | \$19.24 | \$11.83 | \$17.22 | \$24.38 | \$40,014 |
| 31-1011 | Home Health Aides | 3,231 | \$10.78 | \$9.33 | \$10.25 | \$11.39 | \$22,436 |
| 35-9031 | Hosts & Hostesses, Restaurant, Lounge, & Coffee Shop | 1,484 | \$9.85 | \$8.96 | \$9.26 | \$9.95 | \$20,497 |
| 43-4081 | Hotel, Motel, & Resort Desk Clerks | 1,087 | \$11.02 | \$9.71 | \$10.73 | \$11.75 | \$22,924 |
| 37-1011 | Housekeeping/Janitorial Wkrs, 1st-Line Spvs/Mgrs | 997 | \$18.00 | \$14.14 | \$17.34 | \$21.18 | \$37,439 |
| 13-1078 | HR, Labor Relations, & Training Spec, All Other | 4,297 | \$30.23 | \$21.10 | \$29.17 | \$38.25 | \$62,874 |
| 43-4161 | Human Resources Assistants, Not Payroll & Timekeeping | 988 | \$19.36 | \$16.09 | \$19.47 | \$22.48 | \$40,254 |
| 11-3121 | Human Resources Managers | 936 | \$49.32 | \$37.60 | \$46.77 | \$58.23 | \$102,589 |
| 19-2043 | Hydrologists | 141 | \$42.81 | \$35.36 | \$42.85 | \$49.02 | \$89,050 |
| 17-3026 | Industrial Engineering Technicians | 524 | \$26.92 | \$20.44 | \$24.70 | \$31.04 | \$55,992 |
| 17-2112 | Industrial Engineers | 1,887 | \$42.43 | \$34.92 | \$42.27 | \$50.79 | \$88,247 |
| 49-9041 | Industrial Machinery Mechanics | 2,407 | \$25.65 | \$20.44 | \$25.18 | \$30.24 | \$53,349 |
| 11-3051 | Industrial Production Mgrs | 1,654 | \$46.05 | \$34.88 | \$43.54 | \$55.29 | \$95,777 |
| 53-7051 | Industrial Truck & Tractor Operators | 5,113 | \$17.10 | \$13.07 | \$16.30 | \$20.48 | \$35,569 |
| 15-1179 | Info Security Analyst, Web Dvlpr, & Cptr Netwk Architect | 2,570 | \$33.90 | \$22.74 | \$31.95 | \$42.73 | \$70,497 |
| 43-4199 | Information & Record Clerks, All Other | 3,332 | \$17.07 | \$12.94 | \$16.72 | \$20.74 | \$35,513 |
| 51-9061 | Inspectors, Testers, Sorters, Samplers, & Weighers | 3,385 | \$18.32 | \$13.86 | \$17.33 | \$21.72 | \$38,086 |
| 49-9799 | Installation, Maintenance, & Repair Workers, All Other | 1,157 | \$20.94 | \$15.65 | \$19.79 | \$25.67 | \$43,545 |
| 25-9031 | Instructional Coordinators | 1,106 | \$34.76 | \$26.50 | \$33.31 | \$43.39 | \$72,289 |
| 47-2131 | Insulation Wkrs, Floor, Ceiling, & Wall | 503 | \$15.73 | \$12.01 | \$15.90 | \$19.51 | \$32,719 |
| 47-2132 | Insulation Wkrs, Mechanical | 221 | \$26.48 | \$19.60 | \$27.95 | \$33.20 | \$55,075 |
| 13-1032 | Insurance Appraisers, Auto Damage | 16 | \$27.15 | \$24.95 | \$26.99 | \$29.04 | \$56,465 |
| 43-9041 | Insurance Claims & Policy Processing Clerks | 2,500 | \$18.66 | \$15.12 | \$17.77 | \$21.30 | \$38,802 |
| 41-3021 | Insurance Sales Agents | 2,531 | \$30.52 | \$17.36 | \$25.34 | \$38.83 | \$63,478 |
| 13-2053 | Insurance Underwriters | 511 | \$35.61 | \$26.91 | \$34.58 | \$42.96 | \$74,078 |
| 27-1025 | Interior Designers | 245 | \$27.87 | \$18.99 | \$23.38 | \$30.72 | \$57,975 |
| 29-1063 | Internists, General | 352 | \$97.69 | \$70.62 | \$89.21 | | \$203,179 |
| 27-3091 | Interpreters & Translators | 900 | \$22.41 | \$16.13 | \$18.20 | \$26.74 | \$46,612 |
| 43-4111 | Interviewers, Not Eligibility & Loan | 1,455 | \$15.98 | \$13.26 | \$16.24 | \$18.33 | \$33,229 |
| 37-2011 | Janitors & Cleaners, Not Maids & Housekeeping Cleaners | 15,791 | \$12.51 | \$9.52 | \$11.63 | \$14.43 | \$26,012 |
| 51-9071 | Jewelers & Precious Stone & Metal Wkrs | 139 | \$19.78 | \$16.69 | \$19.53 | \$22.45 | \$41,140 |
| 23-1023 | Judges, Magistrate Judges, & Magistrates | 178 | \$55.04 | \$56.28 | \$56.29 | \$60.97 | \$114,467 |
| 23-1012 | Judicial Law Clerks | | \$31.08 | \$15.06 | \$38.92 | \$43.07 | \$64,648 |
| 25-2012 | Kindergarten Teachers, Not Special Education | 1,131 | | | | | \$46,743 |
| 53-7062 | Laborers & Freight, Stock, & Material Movers, Hand | 17,792 | \$13.54 | \$9.95 | \$12.36 | \$16.05 | \$28,154 |
| 17-1012 | Landscape Architects | 245 | \$31.68 | \$23.65 | \$30.25 | \$39.27 | \$65,883 |
| 37-1012 | Landscape, Lawn, Groundskeep Wkrs, 1st-Line Supvrs/Mgrs | 595 | \$21.97 | \$14.81 | \$20.63 | \$27.50 | \$45,692 |
| 37-3011 | Landscaping & Groundskeeping Wkrs | 4,846 | \$13.58 | \$10.02 | \$12.08 | \$15.96 | \$28,244 |
| 51-4034 | Lathe Setters/Ops/Tenders, Metal/Plastic | 238 | \$23.10 | \$17.32 | \$22.03 | \$28.44 | \$48,048 |
| 51-6011 | Laundry & Dry-Cleaning Wkrs | 1,032 | \$11.24 | \$9.63 | \$10.73 | \$11.91 | \$23,372 |
| 25-1112 | Law Teachers, Postsecondary | | | | | | \$117,316 |
| 23-1011 | Lawyers | 3,476 | \$50.61 | \$33.46 | \$44.82 | \$61.22 | \$105,270 |
| 51-4192 | Lay-Out Wkrs, Metal & Plastic | 39 | \$25.39 | \$22.22 | \$24.95 | \$27.54 | \$52,821 |
| 43-6012 | Legal Secretaries | 2,177 | \$22.51 | \$17.60 | \$22.60 | \$27.32 | \$46,819 |
| 23-2099 | Legal Support Wkrs, All Other | 244 | \$27.87 | \$21.38 | \$25.89 | \$33.51 | \$57,957 |
| 11-1031 | Legislators | 51 | | | | | \$74,857 |
| 25-4021 | Librarians | 1,010 | \$28.05 | \$23.31 | \$29.90 | \$34.01 | \$58,353 |
| 43-4121 | Library Assistants, Clerical | 854 | \$14.87 | \$12.82 | \$14.99 | \$17.12 | \$30,934 |
| 25-4031 | Library Technicians | 990 | \$18.03 | \$15.14 | \$17.76 | \$20.95 | \$37,514 |
| 29-2061 | Licensed Practical & Licensed Vocational Nurses | 1,573 | \$23.50 | \$20.86 | \$23.67 | \$26.59 | \$48,886 |
| 19-1099 | Life Scientists, All Other | 47 | \$37.05 | \$24.74 | \$29.23 | \$41.22 | \$77,059 |
| 19-4099 | Life, Physical, & Social Science Technicians, A/O | 888 | \$24.63 | \$19.15 | \$24.13 | \$29.43 | \$51,232 |
| 33-9092 | Lifeguards, Ski Patrol, Recreational Protective Svc Wkrs | 924 | \$10.82 | \$9.48 | \$10.51 | \$11.55 | \$22,501 |

| SOC Code | Portland-Vancouver, OR-WA MSA Occupational Title | Estimated Employment | Average Wage | Percentiles | | | Annual Wage |
|----------|--|----------------------|--------------|-------------|---------|---------|-------------|
| | | | | 25th | 50th | 75th | |
| 13-2071 | Loan Counselors | 342 | \$19.30 | \$16.40 | \$18.18 | \$21.87 | \$40,135 |
| 43-4131 | Loan Interviewers & Clerks | 1,954 | \$17.71 | \$14.95 | \$17.49 | \$20.66 | \$36,837 |
| 13-2072 | Loan Officers | 2,453 | \$33.84 | \$21.85 | \$30.64 | \$40.66 | \$70,391 |
| 39-3093 | Locker Room, Coatroom, & Dressing Room Attendants | 283 | \$9.52 | \$8.97 | \$9.25 | \$9.55 | \$19,807 |
| 49-9094 | Locksmiths & Safe Repairers | 254 | \$17.18 | \$12.57 | \$14.81 | \$19.55 | \$35,734 |
| 53-4011 | Locomotive Engineers | | \$28.42 | \$25.56 | \$28.03 | \$31.75 | \$59,118 |
| 11-9081 | Lodging Mgrs | 186 | \$24.01 | \$19.41 | \$22.64 | \$28.16 | \$49,934 |
| 45-4022 | Logging Equipment Operators | 266 | \$20.53 | \$17.98 | \$20.55 | \$22.98 | \$42,715 |
| 45-4029 | Logging Wkrs, All Other | 177 | \$16.15 | \$13.98 | \$15.99 | \$17.99 | \$33,587 |
| 13-1081 | Logisticians | 460 | \$32.98 | \$26.69 | \$32.31 | \$37.70 | \$68,609 |
| 53-7063 | Machine Feeders & Offbearers | 1,156 | \$13.76 | \$10.19 | \$12.46 | \$16.94 | \$28,616 |
| 51-4041 | Machinists | 2,334 | \$21.37 | \$17.28 | \$21.10 | \$25.51 | \$44,447 |
| 37-2012 | Maids & Housekeeping Cleaners | 5,038 | \$11.10 | \$9.24 | \$10.28 | \$11.87 | \$23,072 |
| 43-9051 | Mail Clerks & Mail Machine Ops, Not Postal Svc | 643 | \$14.56 | \$12.24 | \$14.65 | \$17.05 | \$30,290 |
| 49-9071 | Maintenance & Repair Workers, General | 7,038 | \$18.95 | \$14.13 | \$18.02 | \$23.36 | \$39,417 |
| 49-9043 | Maintenance Wkrs, Machinery | 520 | \$19.99 | \$16.18 | \$19.59 | \$23.93 | \$41,580 |
| 13-1111 | Management Analysts | 2,853 | \$40.15 | \$28.29 | \$35.92 | \$47.49 | \$83,516 |
| 39-5092 | Manicurists & Pedicurists | 96 | \$12.69 | \$9.77 | \$11.44 | \$14.56 | \$26,405 |
| 13-1161 | Market Research Analysts | 2,371 | \$37.39 | \$21.88 | \$31.10 | \$42.48 | \$77,779 |
| 11-2021 | Marketing Mgrs | 2,474 | \$52.11 | \$36.49 | \$49.63 | \$65.86 | \$108,381 |
| 21-1013 | Marriage & Family Therapists | 552 | \$24.03 | \$17.59 | \$24.00 | \$30.14 | \$49,985 |
| 31-9011 | Massage Therapists | 1,329 | \$23.14 | \$16.48 | \$21.28 | \$28.18 | \$48,134 |
| 53-7199 | Material Moving Wkrs, All Other | 650 | \$22.42 | \$14.98 | \$18.85 | \$31.03 | \$46,642 |
| 17-2131 | Materials Engineers | 308 | \$41.77 | \$35.72 | \$41.17 | \$46.64 | \$86,866 |
| 19-2032 | Materials Scientists | 47 | \$48.95 | \$41.44 | \$50.85 | \$58.23 | \$101,805 |
| 25-1022 | Mathematical Science Teachers, Postsecondary | 418 | | | | | \$83,493 |
| 51-3022 | Meat, Poultry, & Fish Cutters & Trimmers | 371 | \$10.82 | \$9.14 | \$9.44 | \$11.36 | \$22,507 |
| 17-3013 | Mechanical Drafters | 516 | \$24.31 | \$19.59 | \$24.14 | \$28.39 | \$50,566 |
| 17-3027 | Mechanical Engineering Technicians | 558 | \$24.81 | \$20.10 | \$24.43 | \$29.25 | \$51,595 |
| 17-2141 | Mechanical Engineers | 2,294 | \$40.50 | \$32.10 | \$39.36 | \$47.35 | \$84,237 |
| 49-1011 | Mechanics, Installers, Repairers, 1st-Ln Sprvs/Mgrs | 2,671 | \$31.25 | \$24.72 | \$30.81 | \$36.29 | \$65,004 |
| 27-4099 | Media & Communication Equipment Wkrs, All Other | 234 | \$19.14 | \$12.70 | \$14.37 | \$18.58 | \$39,811 |
| 27-3099 | Media & Communication Wkrs, All Other | 297 | \$24.27 | \$19.38 | \$25.30 | \$28.58 | \$50,478 |
| 29-2012 | Medical & Clinical Laboratory Technicians | 987 | \$21.97 | \$16.72 | \$21.67 | \$27.31 | \$45,704 |
| 29-2011 | Medical & Clinical Laboratory Technologists | 1,106 | \$31.43 | \$28.66 | \$32.33 | \$35.27 | \$65,393 |
| 11-9111 | Medical & Health Svcs Mgrs | 1,893 | \$53.33 | \$38.68 | \$47.09 | \$59.80 | \$110,929 |
| 21-1022 | Medical & Public Health Social Wkrs | 843 | \$28.83 | \$21.19 | \$29.38 | \$35.72 | \$59,971 |
| 51-9082 | Medical Appliance Technicians | 78 | \$17.82 | \$13.08 | \$18.68 | \$21.94 | \$37,062 |
| 31-9092 | Medical Assistants | 4,407 | \$16.45 | \$14.34 | \$16.45 | \$18.31 | \$34,219 |
| 31-9093 | Medical Equipment Preparers | 599 | \$16.93 | \$14.18 | \$17.18 | \$20.30 | \$35,208 |
| 49-9062 | Medical Equipment Repairers | 311 | \$24.92 | \$18.43 | \$23.15 | \$30.87 | \$51,833 |
| 29-2071 | Medical Records & Health Information Technicians | 1,420 | \$19.13 | \$15.28 | \$18.77 | \$22.42 | \$39,781 |
| 19-1042 | Medical Scientists, Not Epidemiologists | 507 | \$42.94 | \$26.51 | \$37.26 | \$55.21 | \$89,324 |
| 43-6013 | Medical Secretaries | 7,972 | \$17.29 | \$14.31 | \$17.13 | \$20.22 | \$35,957 |
| 31-9094 | Medical Transcriptionists | 494 | \$19.64 | \$17.56 | \$19.95 | \$21.87 | \$40,861 |
| 13-1121 | Meeting & Convention Planners | 550 | \$21.97 | \$17.90 | \$21.20 | \$25.28 | \$45,683 |
| 21-1023 | Mental Health & Substance Abuse Social Wkrs | 1,061 | \$19.73 | \$16.12 | \$18.54 | \$22.23 | \$41,046 |
| 21-1014 | Mental Health Counselors | 1,494 | \$23.86 | \$17.68 | \$21.92 | \$28.87 | \$49,631 |
| 27-1026 | Merchandise Displayers & Window Trimmers | 1,034 | \$19.18 | \$16.16 | \$18.58 | \$22.07 | \$39,889 |
| 51-4199 | Metal Wkrs & Plastic Wkrs, All Other | 421 | \$13.89 | \$9.17 | \$11.45 | \$16.76 | \$28,884 |
| 51-4051 | Metal-Refining Furnace Operators & Tenders | | \$19.45 | \$14.69 | \$18.09 | \$22.22 | \$40,455 |
| 43-5041 | Meter Readers, Utilities | 246 | \$19.99 | \$17.40 | \$20.50 | \$22.67 | \$41,594 |
| 11-9199 | Mgrs, All Other | 3,831 | \$43.07 | \$31.66 | \$41.94 | \$54.00 | \$89,590 |
| 19-1022 | Microbiologists | 73 | \$33.04 | \$24.13 | \$29.22 | \$40.03 | \$68,741 |
| 25-2022 | Middle School Teachers (Not Special Ed & Vocational) | 3,905 | | | | | \$53,765 |
| 51-4035 | Milling/Planing Mach Setters, Ops/Tenders, Mtl/Plastic | 383 | \$26.55 | \$20.65 | \$28.54 | \$33.59 | \$55,221 |
| 49-9044 | Millwrights | 672 | \$27.86 | \$21.71 | \$29.28 | \$33.73 | \$57,946 |
| 51-9023 | Mixing & Blending Machine Setters, Ops, & Tenders | 589 | \$18.41 | \$13.91 | \$18.68 | \$22.64 | \$38,295 |
| 49-3042 | Mobile Heavy Equipment Mechanics, Not Engines | 868 | \$23.59 | \$18.94 | \$22.97 | \$27.97 | \$49,055 |
| 51-4061 | Model Makers, Metal & Plastic | 74 | \$22.48 | \$15.28 | \$20.68 | \$30.77 | \$46,744 |
| 51-4072 | Mold/Coremaking/Casting Mach Set/Op/Tend, Mtl/Plastic | 640 | \$15.77 | \$11.07 | \$14.90 | \$19.88 | \$32,802 |
| 51-9195 | Molders, Shapers, & Casters, Not Metal & Plastic | 219 | \$18.27 | \$13.29 | \$16.85 | \$22.08 | \$38,013 |

| SOC Code | Portland-Vancouver, OR-WA MSA Occupational Title | Estimated Employment | Average Wage | Percentiles | | | Annual Wage |
|----------|---|----------------------|--------------|-------------|---------|---------|-------------|
| | | | | 25th | 50th | 75th | |
| 39-3021 | Motion Picture Projectionists | 154 | \$10.19 | \$9.33 | \$10.11 | \$10.98 | \$21,193 |
| 53-3099 | Motor Vehicle Operators, All Other | 627 | \$18.71 | \$9.32 | \$19.79 | \$26.30 | \$38,923 |
| 49-3051 | Motorboat Mechanics | 105 | \$18.83 | \$16.54 | \$19.43 | \$21.65 | \$39,170 |
| 53-5022 | Motorboat Operators | 15 | \$25.40 | \$23.98 | \$26.27 | \$28.56 | \$52,828 |
| 49-3052 | Motorcycle Mechanics | 131 | \$18.51 | \$14.12 | \$17.14 | \$23.32 | \$38,496 |
| 27-1014 | Multi-Media Artists & Animators | 433 | \$29.81 | \$18.95 | \$26.77 | \$39.34 | \$62,001 |
| 51-4081 | Multiple Machine Tool Setters/Ops/Tenders, Mtl/Plastic | 772 | \$18.34 | \$15.23 | \$18.99 | \$21.50 | \$38,137 |
| 25-4013 | Museum Technicians & Conservators | 43 | \$17.77 | \$14.43 | \$16.75 | \$21.07 | \$36,950 |
| 27-2041 | Music Directors & Composers | 483 | \$21.33 | \$13.17 | \$19.57 | \$24.26 | \$44,381 |
| 49-9063 | Musical Instrument Repairers & Tuners | | \$11.81 | \$9.07 | \$9.41 | \$15.05 | \$24,569 |
| 27-2042 | Musicians & Singers | 793 | \$36.36 | \$17.32 | \$29.16 | \$44.93 | |
| 11-9121 | Natural Sciences Mgrs | 568 | \$54.43 | \$44.37 | \$51.73 | \$61.13 | \$113,211 |
| 15-1142 | Network & Computer Systems Administrators | 2,654 | \$34.90 | \$27.58 | \$34.34 | \$42.14 | \$72,598 |
| 43-4141 | New Accounts Clerks | 489 | \$16.00 | \$13.66 | \$15.73 | \$17.88 | \$33,274 |
| 39-2021 | Nonfarm Animal Caretakers | 1,729 | \$11.42 | \$9.26 | \$10.43 | \$12.19 | \$23,743 |
| 41-1012 | Non-Retail Sales Wkrs, 1st-Line spvrs/Mgrs of | 2,062 | \$40.85 | \$22.57 | \$31.63 | \$51.94 | \$84,976 |
| 29-2033 | Nuclear Medicine Technologists | 74 | \$39.70 | \$37.27 | \$40.67 | \$43.95 | \$82,587 |
| 51-4012 | Numerical Tool & Process Control Programmers | 355 | \$25.69 | \$18.67 | \$24.32 | \$29.70 | \$53,434 |
| 31-1012 | Nursing Aides, Orderlies, & Attendants | 7,218 | \$13.32 | \$10.81 | \$12.91 | \$15.57 | \$27,693 |
| 25-1072 | Nursing Instructors & Teachers, Postsecondary | 260 | | | | | \$66,562 |
| 29-1064 | Obstetricians & Gynecologists | 351 | \$113.00 | \$89.48 | | | \$235,043 |
| 29-9011 | Occupational Health & Safety Specialists | 584 | \$29.50 | \$23.86 | \$29.59 | \$35.63 | \$61,348 |
| 29-9012 | Occupational Health & Safety Technicians | 42 | \$26.02 | \$20.50 | \$22.73 | \$32.20 | \$54,133 |
| 31-2011 | Occupational Therapist Assistants | 104 | \$26.91 | \$24.81 | \$26.92 | \$29.04 | \$55,972 |
| 29-1122 | Occupational Therapists | 603 | \$35.53 | \$31.58 | \$36.13 | \$41.32 | \$73,889 |
| 43-1011 | Office & Admin Support Wkrs, 1st-Line spvrs/Mgrs of | 8,288 | \$25.93 | \$19.45 | \$24.64 | \$30.97 | \$53,922 |
| 43-9799 | Office & Administrative Support Workers, All Other | 4,272 | \$16.52 | \$12.81 | \$15.98 | \$19.05 | \$34,360 |
| 43-9061 | Office Clerks, General | 16,394 | \$15.23 | \$11.97 | \$14.69 | \$18.00 | \$31,667 |
| 43-9071 | Office Machine Operators, Not Computer | 629 | \$13.79 | \$10.43 | \$12.82 | \$16.09 | \$28,675 |
| 47-2073 | Operating Engineers/Construction Equipment Ops | 1,982 | \$28.10 | \$23.32 | \$28.30 | \$33.65 | \$58,457 |
| 15-2031 | Operations Research Analysts | 352 | \$35.23 | \$28.07 | \$34.44 | \$42.45 | \$73,289 |
| 51-9083 | Ophthalmic Laboratory Technicians | 207 | \$16.90 | \$15.40 | \$17.01 | \$18.62 | \$35,156 |
| 29-2081 | Opticians, Dispensing | 673 | \$17.80 | \$13.32 | \$17.13 | \$21.96 | \$37,018 |
| 29-1041 | Optometrists | 267 | \$50.32 | \$42.93 | \$50.09 | \$57.20 | \$104,660 |
| 43-4151 | Order Clerks | 2,143 | \$16.91 | \$13.24 | \$16.48 | \$20.12 | \$35,188 |
| 29-1023 | Orthodontists | | \$106.86 | \$71.23 | | | \$222,278 |
| 29-2091 | Orthotists & Prosthetists | 51 | \$28.62 | \$20.84 | \$23.12 | \$38.14 | \$59,535 |
| 49-3053 | Outdoor Power Equipment & Other Small Engine Mechanics | 163 | \$17.64 | \$13.19 | \$16.73 | \$22.44 | \$36,706 |
| 51-9111 | Packaging & Filling Machine Operators & Tenders | 1,895 | \$14.59 | \$10.96 | \$13.86 | \$17.58 | \$30,353 |
| 53-7064 | Packers & Packagers, Hand | 4,427 | \$11.02 | \$9.05 | \$9.37 | \$10.99 | \$22,928 |
| 47-3014 | Painter, Paperhanger, Plasterer, Stucco Helpers | | \$11.92 | \$10.20 | \$11.24 | \$13.43 | \$24,792 |
| 47-2141 | Painters, Construction & Maintenance | 2,029 | \$18.00 | \$14.80 | \$17.07 | \$20.39 | \$37,439 |
| 51-9122 | Painters, Transportation Equipment | 520 | \$20.53 | \$15.96 | \$19.84 | \$24.67 | \$42,697 |
| 51-9123 | Painting, Coating, & Decorating Wkrs | 209 | \$15.29 | \$12.84 | \$15.47 | \$17.40 | \$31,794 |
| 51-9196 | Paper Goods Machine Setters, Operators, & Tenders | 1,180 | \$20.79 | \$15.77 | \$20.48 | \$25.65 | \$43,240 |
| 23-2011 | Paralegals & Legal Assistants | 1,593 | \$27.28 | \$20.36 | \$25.18 | \$32.34 | \$56,734 |
| 33-3041 | Parking Enforcement Wkrs | 69 | \$22.73 | \$20.31 | \$23.08 | \$26.00 | \$47,272 |
| 53-6021 | Parking Lot Attendants | 975 | \$10.26 | \$9.21 | \$9.70 | \$11.04 | \$21,348 |
| 41-2022 | Parts Salespersons | 1,763 | \$16.74 | \$12.57 | \$15.76 | \$19.64 | \$34,808 |
| 51-4062 | Patternmakers, Metal & Plastic | 98 | \$23.77 | \$18.89 | \$24.92 | \$28.15 | \$49,443 |
| 51-7032 | Patternmakers, Wood | 34 | \$33.30 | \$28.12 | \$33.11 | \$38.85 | \$69,272 |
| 47-2071 | Paving, Surfacing, & Tamping Equipment Operators | 87 | \$25.26 | \$19.56 | \$22.10 | \$32.31 | \$52,546 |
| 43-3051 | Payroll & Timekeeping Clerks | 1,218 | \$19.99 | \$16.56 | \$19.89 | \$22.95 | \$41,579 |
| 29-1065 | Pediatricians, General | 126 | \$102.07 | \$77.76 | | | \$212,318 |
| 39-9021 | Personal & Home Care Aides | 6,808 | \$10.89 | \$9.77 | \$10.62 | \$11.46 | \$22,649 |
| 39-9099 | Personal Care & Svc Wkrs, All Other | 5,008 | \$10.18 | \$9.21 | \$10.01 | \$10.91 | \$21,163 |
| 13-2052 | Personal Financial Advisors | 874 | \$28.11 | \$16.52 | \$21.82 | \$34.03 | \$58,456 |
| 39-1021 | Personal Svc Wkrs, 1st-Line Supervisors/Mgrs of | 1,545 | \$16.66 | \$12.55 | \$14.65 | \$18.91 | \$34,655 |
| 37-2021 | Pest Control Wkrs | 211 | \$17.19 | \$13.71 | \$16.43 | \$19.49 | \$35,749 |
| 37-3012 | Pesticide Handlers, Sprayers, & Applicators, Vegetation | 203 | \$16.47 | \$13.07 | \$15.88 | \$19.77 | \$34,251 |
| 51-8093 | Petroleum Pump System/Refinery Ops & Gaugers | | \$27.11 | \$24.57 | \$27.78 | \$31.76 | \$56,378 |
| 29-1051 | Pharmacists | 2,144 | \$53.88 | \$50.27 | \$54.96 | \$60.53 | \$112,084 |

| SOC Code | Portland-Vancouver, OR-WA MSA Occupational Title | Estimated Employment | Average Wage | Percentiles | | | Annual Wage |
|----------|--|----------------------|--------------|-------------|---------|---------|-------------|
| | | | | 25th | 50th | 75th | |
| 31-9095 | Pharmacy Aides | 136 | \$12.10 | \$9.94 | \$12.23 | \$13.85 | \$25,164 |
| 29-2052 | Pharmacy Technicians | 2,806 | \$17.29 | \$15.20 | \$17.37 | \$19.99 | \$35,964 |
| 25-1126 | Philosophy & Religion Teachers, Postsecondary | 215 | | | | | \$65,177 |
| 27-4021 | Photographers | 432 | \$21.80 | \$12.09 | \$20.36 | \$28.35 | \$45,349 |
| 51-9151 | Photographic Process Wkrs & Processing Machine Ops | 310 | \$14.66 | \$10.78 | \$13.49 | \$17.60 | \$30,499 |
| 29-1069 | Phys/Surgeons, A/O (Cardiologists, Dermatologists, etc) | 3,055 | \$98.31 | \$76.83 | | | \$204,490 |
| 19-2099 | Physical Scientists, All Other | 290 | \$51.51 | \$38.37 | \$54.60 | \$65.94 | \$107,136 |
| 31-2022 | Physical Therapist Aides | 362 | \$13.08 | \$11.90 | \$13.11 | \$14.29 | \$27,193 |
| 31-2021 | Physical Therapist Assistants | 358 | \$24.73 | \$21.65 | \$24.98 | \$27.88 | \$51,434 |
| 29-1123 | Physical Therapists | 1,416 | \$37.75 | \$32.88 | \$37.49 | \$42.84 | \$78,505 |
| 29-1071 | Physician Assistants | 503 | \$53.65 | \$44.32 | \$53.19 | \$63.89 | \$111,582 |
| 19-2012 | Physicists | 56 | \$57.24 | \$43.73 | \$61.51 | \$72.70 | \$119,049 |
| 25-1054 | Physics Teachers, Postsecondary | 142 | | | | | \$88,096 |
| 47-2072 | Pile-Driver Operators | | \$29.12 | \$19.64 | \$26.35 | \$37.38 | \$60,562 |
| 47-3015 | Pipelayer, Plumber, Pipefitter, Steamfitter Helpers | | \$19.72 | \$14.58 | \$20.37 | \$24.12 | \$41,018 |
| 47-2151 | Pipelayers | 395 | \$25.15 | \$21.39 | \$25.37 | \$28.60 | \$52,326 |
| 51-8099 | Plant & System Operators, All Other | 145 | \$25.54 | \$19.09 | \$25.73 | \$29.17 | \$53,133 |
| 47-2161 | Plasterers & Stucco Masons | | \$18.48 | \$15.11 | \$17.59 | \$21.14 | \$38,427 |
| 51-4193 | Plating/Coating Machine Setters/Ops/Tenders, Mtl/Plastic | 534 | \$15.64 | \$12.30 | \$14.76 | \$17.74 | \$32,549 |
| 47-2152 | Plumbers, Pipefitters, & Steamfitters | 2,148 | \$31.82 | \$25.82 | \$31.02 | \$37.31 | \$66,189 |
| 29-1081 | Podiatrists | 43 | \$75.78 | \$59.28 | \$67.32 | \$84.15 | \$157,623 |
| 33-1012 | Police & Detectives, 1st-Line Supervisors/Mgrs of | 651 | \$43.33 | \$38.55 | \$42.30 | \$46.38 | \$90,123 |
| 33-3051 | Police & Sheriff's Patrol Officers | 2,485 | \$30.46 | \$28.24 | \$31.39 | \$34.06 | \$63,353 |
| 43-5031 | Police, Fire, & Ambulance Dispatchers | 417 | \$26.51 | \$23.12 | \$26.59 | \$30.70 | \$55,151 |
| 25-1065 | Political Science Teachers, Postsecondary | 132 | | | | | \$83,881 |
| 43-5051 | Postal Svc Clerks | 394 | \$25.46 | \$25.01 | \$25.88 | \$25.90 | \$52,952 |
| 43-5052 | Postal Svc Mail Carriers | 2,064 | \$25.51 | \$24.72 | \$27.06 | \$27.07 | \$53,057 |
| 43-5053 | Postal Svc Mail Sorters/Processors/Processing Mach Ops | 1,007 | \$24.41 | \$25.35 | \$25.88 | \$25.89 | \$50,755 |
| 11-9131 | Postmasters & Mail Superintendents | 65 | \$36.32 | \$30.66 | \$37.22 | \$41.27 | \$75,534 |
| 25-1199 | Postsecondary Teachers, All Other | 1,249 | | | | | \$85,567 |
| 51-4052 | Pourers & Casters, Metal | | \$15.49 | \$12.76 | \$14.42 | \$17.96 | \$32,228 |
| 51-8012 | Power Distributors & Dispatchers | 78 | \$48.08 | \$38.69 | \$48.25 | \$58.76 | \$100,018 |
| 49-9069 | Precision Instrument & Equipment Repairers, A/O | 227 | \$26.58 | \$20.25 | \$24.73 | \$32.08 | \$55,276 |
| 51-5111 | Prepress Technicians & Workers | 465 | \$20.84 | \$18.01 | \$20.82 | \$23.30 | \$43,361 |
| 25-2011 | Preschool Teachers, Not Special Education | 3,706 | \$12.22 | \$9.44 | \$11.10 | \$14.33 | \$25,419 |
| 51-6021 | Pressers, Textile, Garment, & Related Materials | 256 | \$10.61 | \$9.76 | \$10.57 | \$11.38 | \$22,062 |
| 51-5113 | Print Binding & Finishing Workers | 580 | \$15.79 | \$11.88 | \$15.07 | \$18.64 | \$32,838 |
| 51-5112 | Printing Press Operators | 1,687 | \$17.91 | \$13.48 | \$17.11 | \$21.67 | \$37,246 |
| 33-9021 | Private Detectives & Investigators | 170 | \$19.00 | \$13.74 | \$16.40 | \$23.10 | \$39,516 |
| 21-1092 | Probation Officers & Correctional Treatment Specialists | 768 | \$28.82 | \$25.50 | \$29.15 | \$32.99 | \$59,955 |
| 43-3061 | Procurement Clerks | 345 | \$19.69 | \$16.85 | \$19.93 | \$22.59 | \$40,958 |
| 27-2012 | Producers & Directors | 671 | \$32.72 | \$19.20 | \$26.19 | \$33.68 | \$68,062 |
| 51-1011 | Production & Operating Wkrs, 1st-Line spvrs/Mgrs of | 3,975 | \$27.19 | \$20.56 | \$26.65 | \$33.30 | \$56,542 |
| 51-9399 | Production Workers, All Other | 4,297 | \$14.45 | \$9.98 | \$12.68 | \$18.25 | \$30,042 |
| 43-5061 | Production, Planning, & Expediting Clerks | 2,309 | \$21.30 | \$17.16 | \$20.78 | \$25.08 | \$44,317 |
| 43-9081 | Proofreaders & Copy Markers | 42 | \$15.18 | \$11.87 | \$13.86 | \$17.91 | \$31,571 |
| 11-9141 | Property, Real Estate, & Community Association Mgrs | 1,530 | \$32.35 | \$23.31 | \$28.44 | \$37.41 | \$67,288 |
| 33-1099 | Protective Svc Wkrs A/O, 1st-Line spvrs/Mgrs of | 454 | \$23.11 | \$18.26 | \$22.83 | \$27.36 | \$48,072 |
| 33-9099 | Protective Svc Wkrs, All Other | 387 | \$18.32 | \$14.25 | \$17.90 | \$22.04 | \$38,114 |
| 31-1013 | Psychiatric Aides | | \$13.34 | \$10.89 | \$13.13 | \$14.64 | \$27,743 |
| 29-2053 | Psychiatric Technicians | 151 | \$15.56 | \$11.11 | \$15.77 | \$19.68 | \$32,371 |
| 29-1066 | Psychiatrists | 259 | \$117.33 | | | | \$244,046 |
| 19-3039 | Psychologists, All Other | 152 | \$40.17 | \$31.44 | \$42.01 | \$49.80 | \$83,536 |
| 25-1066 | Psychology Teachers, Postsecondary | 278 | | | | | \$82,715 |
| 27-3012 | Public Address System & Other Announcers | | \$10.86 | \$9.30 | \$9.81 | \$10.96 | \$22,597 |
| 11-2031 | Public Relations Mgrs | 823 | \$40.73 | \$29.06 | \$39.50 | \$47.65 | \$84,708 |
| 27-3031 | Public Relations Specialists | 1,511 | \$26.83 | \$18.92 | \$25.27 | \$33.14 | \$55,810 |
| 13-1021 | Purchasing Agents & Buyers, Farm Products | 132 | \$31.05 | \$24.48 | \$30.37 | \$35.98 | \$64,573 |
| 13-1023 | Purchasing Agents (Not Wholesale/Retail/Farm Prodcnts) | 2,146 | \$28.62 | \$22.53 | \$27.56 | \$34.15 | \$59,536 |
| 11-3061 | Purchasing Mgrs | 608 | \$44.29 | \$35.18 | \$43.07 | \$53.32 | \$92,117 |
| 29-1124 | Radiation Therapists | 95 | \$41.67 | \$37.41 | \$41.51 | \$45.53 | \$86,671 |
| 27-3011 | Radio & Television Announcers | 166 | \$23.43 | \$12.88 | \$16.62 | \$23.57 | \$48,746 |

| SOC Code | Portland-Vancouver, OR-WA MSA Occupational Title | Estimated Employment | Average Wage | Percentiles | | | Annual Wage |
|----------|--|----------------------|--------------|-------------|---------|---------|-------------|
| | | | | 25th | 50th | 75th | |
| 49-2021 | Radio Mechanics | | \$25.10 | \$19.88 | \$24.91 | \$29.64 | \$52,199 |
| 29-2037 | Radiologic Technologists & Technicians | 1,332 | \$32.31 | \$27.81 | \$32.31 | \$36.41 | \$67,192 |
| 49-3043 | Rail Car Repairers | | \$25.54 | \$23.91 | \$25.90 | \$27.89 | \$53,139 |
| 53-4013 | Rail Yard Engineers, Dinkey Operators, & Hostlers | 61 | \$23.90 | \$16.44 | \$19.73 | \$28.69 | \$49,718 |
| 53-4021 | Railroad Brake, Signal, & Switch Operators | | \$23.89 | \$15.53 | \$21.20 | \$28.52 | \$49,697 |
| 53-4031 | Railroad Conductors & Yardmasters | | \$26.09 | \$21.95 | \$25.82 | \$30.41 | \$54,276 |
| 47-4061 | Rail-Track Laying & Maintenance Equipment Ops | | \$23.11 | \$20.22 | \$22.75 | \$26.37 | \$48,060 |
| 41-9021 | Real Estate Brokers | 448 | \$38.14 | \$23.13 | \$36.91 | \$50.74 | \$79,328 |
| 41-9022 | Real Estate Sales Agents | 704 | \$20.48 | \$12.33 | \$14.89 | \$22.25 | \$42,605 |
| 43-4171 | Receptionists & Information Clerks | 5,642 | \$13.76 | \$10.88 | \$13.10 | \$15.99 | \$28,628 |
| 25-1193 | Recreation & Fitness Studies Teachers, Postsecondary | 298 | | | | | \$77,237 |
| 39-9032 | Recreation Wkrs | 2,377 | \$12.18 | \$9.29 | \$10.93 | \$13.70 | \$25,331 |
| 29-1125 | Recreational Therapists | 59 | \$24.45 | \$17.56 | \$25.66 | \$30.77 | \$50,871 |
| 49-3092 | Recreational Vehicle Svc Technicians | 85 | \$23.30 | \$17.13 | \$22.15 | \$29.41 | \$48,472 |
| 49-9045 | Refractory Materials Repairers, Not Brickmasons | 54 | \$19.07 | \$15.19 | \$18.36 | \$23.55 | \$39,684 |
| 53-7081 | Refuse & Recyclable Material Collectors | 936 | \$21.26 | \$19.83 | \$21.50 | \$23.17 | \$44,208 |
| 29-1111 | Registered Nurses | 18,517 | \$38.86 | \$33.19 | \$39.14 | \$44.33 | \$80,826 |
| 21-1015 | Rehabilitation Counselors | 640 | \$22.37 | \$16.44 | \$24.18 | \$26.80 | \$46,517 |
| 21-2099 | Religious Wkrs, All Other | 391 | \$11.72 | \$8.99 | \$9.36 | \$13.57 | \$24,379 |
| 27-3022 | Reporters & Correspondents | 300 | \$21.01 | \$13.64 | \$17.51 | \$25.85 | \$43,711 |
| 43-4181 | Reservation/Transportation Ticket Agents/Travel Clerks | 809 | \$18.13 | \$13.44 | \$19.49 | \$22.24 | \$37,703 |
| 39-9041 | Residential Advisors | 254 | \$13.61 | \$11.29 | \$13.37 | \$15.42 | \$28,315 |
| 29-1126 | Respiratory Therapists | 505 | \$30.71 | \$27.70 | \$31.45 | \$34.45 | \$63,891 |
| 41-1011 | Retail Sales Wkrs, 1st-Line Supervisors/Mgrs of | 8,168 | \$19.67 | \$15.16 | \$17.98 | \$22.18 | \$40,914 |
| 41-2031 | Retail Salespersons | 32,192 | \$13.18 | \$9.43 | \$11.09 | \$14.29 | \$27,413 |
| 49-9096 | Riggers | 64 | \$31.76 | \$26.22 | \$31.51 | \$38.64 | \$66,062 |
| 51-4023 | Rolling Machine Setters, Ops, & Tenders, Mtl/Plastic | 82 | \$19.03 | \$14.06 | \$18.34 | \$22.67 | \$39,565 |
| 47-2181 | Roofers | 970 | \$18.19 | \$11.75 | \$17.16 | \$22.85 | \$37,835 |
| 53-5011 | Sailors & Marine Oilers | 72 | | | | | |
| 41-9799 | Sales & Related Workers, All Other | 1,781 | \$21.51 | \$13.41 | \$19.61 | \$28.27 | \$44,746 |
| 41-9031 | Sales Engineers | 624 | \$46.36 | \$33.92 | \$41.98 | \$54.48 | \$96,419 |
| 11-2022 | Sales Mgrs | 3,482 | \$55.13 | \$34.50 | \$50.34 | \$69.95 | \$114,665 |
| 41-3099 | Sales Reps, Svcs, All Other | 4,241 | \$27.47 | \$17.34 | \$25.36 | \$34.02 | \$57,132 |
| 41-4012 | Sales Reps, Wholesale/Manuf (Not Tech/Sci Prdcts) | 11,794 | \$31.07 | \$19.88 | \$28.17 | \$38.63 | \$64,643 |
| 41-4011 | Sales Reps, Wholesale/Manuf, Tech.Scientific Prdcts | 4,548 | \$50.68 | \$31.86 | \$43.67 | \$65.99 | \$105,411 |
| 51-7041 | Sawing Machine Setters, Ops, & Tenders, Wood | 211 | \$17.38 | \$12.65 | \$17.34 | \$21.04 | \$36,145 |
| 25-2031 | Secondary School Teachers (Not Special/Voc Ed) | 5,279 | | | | | \$57,488 |
| 43-6014 | Secretaries, Not Legal, Medical, & Executive | 15,216 | \$17.21 | \$13.77 | \$17.05 | \$20.51 | \$35,787 |
| 41-3031 | Securities, Commodities, & Financial Svcs Sales Agents | 2,399 | \$36.02 | \$17.03 | \$26.74 | \$42.45 | \$74,918 |
| 49-2098 | Security & Fire Alarm Systems Installers | 568 | \$25.14 | \$20.55 | \$26.04 | \$30.43 | \$52,287 |
| 33-9032 | Security Guards | 5,216 | \$13.69 | \$10.48 | \$12.47 | \$16.26 | \$28,487 |
| 25-3021 | Self-Enrichment Education Teachers | 1,302 | \$24.74 | \$13.75 | \$19.41 | \$29.87 | \$51,461 |
| 51-9141 | Semiconductor Processors | 2,999 | \$16.92 | \$13.30 | \$16.40 | \$20.16 | \$35,201 |
| 51-9012 | Separating & Filtering Machine Setters/Ops/Tndrs | 722 | \$17.59 | \$12.08 | \$15.68 | \$20.91 | \$36,601 |
| 47-4071 | Septic Tank Svcs & Sewer Pipe Cleaners | 166 | \$26.49 | \$18.70 | \$25.85 | \$33.42 | \$55,112 |
| 27-1027 | Set & Exhibit Designers | 70 | \$25.39 | \$16.67 | \$21.91 | \$34.73 | \$52,798 |
| 51-6031 | Sewing Machine Operators | 611 | \$12.67 | \$9.68 | \$11.74 | \$14.73 | \$26,346 |
| 47-2211 | Sheet Metal Wkrs | 1,986 | \$24.48 | \$17.91 | \$23.70 | \$30.89 | \$50,909 |
| 43-5071 | Shipping, Receiving, & Traffic Clerks | 5,732 | \$15.43 | \$12.15 | \$14.43 | \$18.05 | \$32,089 |
| 51-6041 | Shoe & Leather Wkrs & Repairers | 27 | \$12.95 | \$10.18 | \$12.50 | \$15.89 | \$26,950 |
| 51-6042 | Shoe Machine Operators & Tenders | 352 | \$13.64 | \$10.87 | \$13.89 | \$16.50 | \$28,372 |
| 39-5094 | Skin Care Specialists | 247 | \$20.89 | \$15.12 | \$19.18 | \$23.76 | \$43,455 |
| 51-3023 | Slaughterers & Meat Packers | | \$13.31 | \$9.73 | \$11.39 | \$14.59 | \$27,695 |
| 11-9151 | Social & Community Svc Mgrs | 1,456 | \$30.44 | \$21.21 | \$28.51 | \$36.90 | \$63,321 |
| 21-1093 | Social & Human Svc Assistants | 3,220 | \$14.08 | \$10.94 | \$13.13 | \$16.10 | \$29,287 |
| 19-4061 | Social Science Research Assistants | 247 | \$18.82 | \$13.71 | \$18.64 | \$23.25 | \$39,149 |
| 25-1069 | Social Sciences Teachers, Postsecondary, A/O | 94 | | | | | \$66,512 |
| 19-3099 | Social Scientists & Related Wkrs, All Other | 287 | \$35.15 | \$29.59 | \$37.44 | \$42.13 | \$73,113 |
| 21-1029 | Social Wkrs, All Other | 768 | \$23.83 | \$18.43 | \$23.04 | \$27.58 | \$49,555 |
| 25-1113 | Social Work Teachers, Postsecondary | 92 | | | | | \$89,464 |
| 19-3041 | Sociologists | 13 | \$37.47 | \$26.39 | \$30.30 | \$37.57 | \$77,946 |
| 25-1067 | Sociology Teachers, Postsecondary | 138 | | | | | \$99,905 |

| SOC Code | Portland-Vancouver, OR-WA MSA Occupational Title | Estimated Employment | Average Wage | Percentiles | | | Annual Wage |
|----------|--|----------------------|--------------|-------------|---------|---------|-------------|
| | | | | 25th | 50th | 75th | |
| 19-1013 | Soil & Plant Scientists | 240 | \$27.39 | \$19.80 | \$27.23 | \$33.46 | \$56,976 |
| 27-4014 | Sound Engineering Technicians | 39 | \$22.43 | \$15.53 | \$19.34 | \$27.02 | \$46,643 |
| 25-2041 | Special Ed Teachers, Preschool, Kindergarten, Elementary | 775 | | | | | \$56,003 |
| 25-2053 | Special Education Teachers, Middle School | 323 | | | | | \$53,385 |
| 25-2054 | Special Education Teachers, Secondary School | 669 | | | | | \$59,236 |
| 29-1127 | Speech-Language Pathologists | 854 | \$38.92 | \$30.22 | \$34.94 | \$42.49 | \$80,960 |
| 51-8021 | Stationary Engineers & Boiler Operators | 182 | \$28.10 | \$21.87 | \$29.69 | \$34.18 | \$58,460 |
| 43-9111 | Statistical Assistants | 152 | \$21.69 | \$19.42 | \$21.51 | \$23.75 | \$45,101 |
| 15-2041 | Statisticians | 276 | \$31.69 | \$24.35 | \$29.60 | \$37.42 | \$65,906 |
| 43-5081 | Stock Clerks & Order Fillers | 10,946 | \$13.32 | \$9.95 | \$12.20 | \$15.76 | \$27,703 |
| 47-2221 | Structural Iron & Steel Wkrs | 213 | \$28.85 | \$24.83 | \$30.32 | \$34.36 | \$60,013 |
| 51-2041 | Structural Metal Fabricators & Fitters | 949 | \$20.50 | \$17.71 | \$20.64 | \$23.10 | \$42,633 |
| 21-1011 | Substance Abuse & Behavioral Disorder Counselors | 648 | \$22.45 | \$16.02 | \$20.02 | \$28.29 | \$46,684 |
| 29-1067 | Surgeons | 371 | \$123.77 | | | | \$257,446 |
| 29-2055 | Surgical Technologists | 458 | \$23.40 | \$19.64 | \$23.96 | \$27.19 | \$48,668 |
| 19-3022 | Survey Researchers | 100 | \$29.30 | \$17.99 | \$25.71 | \$40.35 | \$60,935 |
| 17-3031 | Surveying & Mapping Technicians | 595 | \$24.44 | \$20.52 | \$23.54 | \$28.26 | \$50,843 |
| 17-1022 | Surveyors | 322 | \$33.94 | \$27.98 | \$33.45 | \$40.09 | \$70,580 |
| 53-6031 | Svc Station Attendants | 3,036 | \$11.24 | \$9.10 | \$9.49 | \$11.62 | \$23,369 |
| 43-2011 | Switchboard Operators, Including Answering Svc | 867 | \$13.26 | \$10.17 | \$12.65 | \$15.59 | \$27,579 |
| 51-6052 | Tailors, Dressmakers, & Custom Sewers | 153 | \$14.55 | \$12.63 | \$13.99 | \$15.80 | \$30,256 |
| 53-7121 | Tank Car, Truck, & Ship Loaders | 202 | \$30.87 | \$22.62 | \$31.15 | \$40.57 | \$64,214 |
| 47-2082 | Tapers | 243 | \$24.36 | \$17.25 | \$23.83 | \$32.19 | \$50,668 |
| 13-2081 | Tax Examiners, Collectors, & Revenue Agents | 262 | \$32.16 | \$24.25 | \$29.54 | \$41.94 | \$66,886 |
| 13-2082 | Tax Preparers | 372 | \$18.52 | \$13.41 | \$17.30 | \$24.25 | \$38,515 |
| 53-3041 | Taxi Drivers & Chauffeurs | 796 | \$12.40 | \$9.72 | \$11.25 | \$13.55 | \$25,792 |
| 25-9041 | Teacher Assistants | 8,711 | | | | | \$29,738 |
| 25-3999 | Teachers, Primary, Secondary, & Adult, All Others | 11,611 | | | | | \$43,332 |
| 51-2092 | Team Assemblers | 3,631 | \$15.26 | \$12.17 | \$14.77 | \$17.82 | \$31,747 |
| 27-3042 | Tech Writers | 527 | \$34.56 | \$27.96 | \$36.51 | \$42.35 | \$71,897 |
| 49-2022 | Telecom Equipment Installers & Repairers (Not Line) | 1,716 | \$28.02 | \$24.49 | \$28.11 | \$32.56 | \$58,268 |
| 49-9052 | Telecommunications Line Installers & Repairers | 1,468 | \$26.14 | \$24.38 | \$26.56 | \$28.74 | \$54,369 |
| 41-9041 | Telemarketers | 1,837 | \$13.31 | \$10.41 | \$12.24 | \$15.10 | \$27,688 |
| 43-3071 | Tellers | 3,601 | \$13.15 | \$11.40 | \$13.04 | \$14.54 | \$27,361 |
| 51-6062 | Textile Cutting Machine Setters, Ops, & Tenders | 23 | \$13.55 | \$10.31 | \$12.57 | \$16.01 | \$28,194 |
| 51-6099 | Textile, Apparel, & Furnishings Wkrs, All Other | 89 | \$24.99 | \$24.85 | \$26.73 | \$28.69 | \$51,961 |
| 47-2044 | Tile & Marble Setters | 243 | \$17.58 | \$13.24 | \$16.20 | \$21.30 | \$36,563 |
| 49-3093 | Tire Repairers & Changers | 885 | \$13.67 | \$10.26 | \$12.31 | \$15.22 | \$28,427 |
| 23-2093 | Title Examiners, Abstractors, & Searchers | | \$29.93 | \$27.04 | \$32.14 | \$34.96 | \$62,259 |
| 51-4111 | Tool & Die Makers | 348 | \$24.45 | \$19.01 | \$24.02 | \$29.23 | \$50,853 |
| 51-4194 | Tool Grinders, Filers, & Sharpeners | 320 | \$20.88 | \$16.37 | \$20.25 | \$24.03 | \$43,432 |
| 39-7011 | Tour Guides & Escorts | 49 | \$12.18 | \$9.99 | \$11.33 | \$14.34 | \$25,320 |
| 53-6041 | Traffic Technicians | 54 | \$26.02 | \$24.07 | \$26.29 | \$28.68 | \$54,130 |
| 11-3131 | Training & Development Managers | 187 | \$45.60 | \$36.16 | \$43.98 | \$54.58 | \$94,843 |
| 13-1151 | Training & Development Specialists | 1,658 | \$28.89 | \$19.75 | \$26.08 | \$34.50 | \$60,105 |
| 33-3052 | Transit & Railroad Police | 68 | \$21.89 | \$13.85 | \$18.25 | \$30.06 | \$45,518 |
| 53-6061 | Transportation Attendants, Except Flight Attendants | 256 | \$12.38 | \$9.16 | \$11.66 | \$14.93 | \$25,767 |
| 53-6051 | Transportation Inspectors | 209 | \$30.60 | \$19.75 | \$26.76 | \$44.86 | \$63,651 |
| 53-6099 | Transportation Wkrs, All Other | 284 | \$16.20 | \$9.07 | \$9.45 | \$25.40 | \$33,685 |
| 11-3071 | Transportation, Storage, & Distribution Mgrs | 1,032 | \$40.30 | \$28.49 | \$36.35 | \$46.06 | \$83,826 |
| 53-1031 | Transpntn/Material-Mvng Vehicle Ops, 1st-Ln Spvrs/Mgrs | 1,497 | \$28.94 | \$21.36 | \$27.10 | \$34.19 | \$60,196 |
| 41-3041 | Travel Agents | 565 | \$15.82 | \$12.21 | \$15.13 | \$18.54 | \$32,914 |
| 39-7012 | Travel Guides | | \$18.94 | \$16.65 | \$19.68 | \$21.74 | \$39,382 |
| 37-3013 | Tree Trimmers & Pruners | 177 | \$17.91 | \$11.61 | \$17.17 | \$24.60 | \$37,251 |
| 53-3032 | Truck Drivers, Heavy & Tractor-Trailer | 10,615 | \$19.79 | \$16.66 | \$19.54 | \$22.42 | \$41,149 |
| 53-3033 | Truck Drivers, Light or Delivery Svcs | 5,617 | \$18.49 | \$12.47 | \$15.50 | \$24.05 | \$38,461 |
| 27-2023 | Umpires, Referees, & Other Sports Officials | 215 | | | | | \$24,852 |
| 51-6093 | Upholsterers | 141 | \$17.00 | \$13.85 | \$17.11 | \$20.27 | \$35,341 |
| 19-3051 | Urban & Regional Planners | 638 | \$36.89 | \$31.01 | \$35.98 | \$42.62 | \$76,744 |
| 39-3031 | Ushers, Lobby Attendants, & Ticket Takers | 1,074 | \$9.89 | \$9.05 | \$9.43 | \$10.51 | \$20,582 |
| 29-1131 | Veterinarians | 603 | \$45.90 | \$36.19 | \$41.55 | \$47.92 | \$95,463 |
| 31-9096 | Veterinary Assistants & Laboratory Animal Caretakers | 634 | \$11.39 | \$10.15 | \$11.15 | \$12.39 | \$23,689 |

| SOC Code | Portland-Vancouver, OR-WA MSA Occupational Title | Estimated Employment | Average Wage | Percentiles | | | Annual Wage |
|----------|--|----------------------|--------------|-------------|---------|---------|-------------|
| | | | | 25th | 50th | 75th | |
| 29-2056 | Veterinary Technologists & Technicians | 771 | \$16.30 | \$14.56 | \$16.42 | \$18.04 | \$33,912 |
| 25-1194 | Vocational Education Teachers, Postsecondary | 938 | \$27.52 | \$18.21 | \$22.54 | \$34.26 | \$57,247 |
| 25-2032 | Vocational Education Teachers, Secondary School | 413 | | | | | \$62,822 |
| 35-3031 | Waiters & Waitresses | 15,850 | \$13.02 | \$9.23 | \$11.35 | \$14.59 | \$27,075 |
| 51-8031 | Water & Liquid Waste Treatment Plant & System Ops | 475 | \$25.96 | \$22.55 | \$25.93 | \$29.04 | \$53,999 |
| 43-5111 | Weighers, Measurers, Checkers, & Samplers, Recordkeeping | 558 | \$14.79 | \$11.35 | \$14.24 | \$17.37 | \$30,775 |
| 51-4121 | Welders, Cutters, Solderers, & Brazers | 2,194 | \$18.26 | \$14.17 | \$18.07 | \$21.88 | \$37,998 |
| 51-4122 | Welding/Soldering/Brazing Machine Setters/Ops/Tenders | 174 | \$18.94 | \$16.08 | \$19.19 | \$21.90 | \$39,412 |
| 13-1022 | Wholesale & Retail Buyers, Not Farm Products | 1,346 | \$24.08 | \$18.62 | \$21.73 | \$27.64 | \$50,084 |
| 51-7099 | WoodWkrs, All Other | 30 | \$15.02 | \$12.06 | \$14.05 | \$17.95 | \$31,229 |
| 51-7042 | Woodworking Machine Setters/Ops/Tenders (Not Sawing) | 536 | \$15.12 | \$12.38 | \$14.20 | \$17.66 | \$31,433 |
| 43-9022 | Word Processors & Typists | 349 | \$20.43 | \$16.66 | \$20.28 | \$23.89 | \$42,496 |
| 27-3043 | Writers & Authors | 444 | \$28.68 | \$21.29 | \$26.99 | \$33.85 | \$59,646 |
| 19-1023 | Zoologists & Wildlife Biologists | 621 | \$35.55 | \$27.55 | \$33.47 | \$43.48 | \$73,945 |

Seattle-Bellevue-Everett, WA MD
2012 Occupational Employment
and Wage Estimates
Includes King and Snohomish Counties



| SOC Code | Seattle-Bellevue-Everett, WA MD Occupational Title | Estimated Employment | Average Wage | Percentiles | | | Annual Wage |
|----------|---|----------------------|--------------|-------------|---------|---------|-------------|
| | | | | 25th | 50th | 75th | |
| 13-2011 | Accountants & Auditors | 12,838 | \$34.34 | \$25.91 | \$32.06 | \$40.67 | \$71,419 |
| 27-2011 | Actors | 432 | \$19.96 | \$13.04 | \$16.99 | \$23.77 | |
| 15-2011 | Actuaries | 305 | \$51.88 | \$33.32 | \$44.88 | \$63.75 | \$107,896 |
| 23-1021 | Admin Law Judges, Adjudicators, & Hearing Officers | | \$46.62 | \$37.87 | \$42.53 | \$51.03 | \$96,979 |
| 11-3011 | Administrative Svcs Mgrs | 2,985 | \$50.54 | \$37.71 | \$46.89 | \$60.50 | \$105,116 |
| 25-3011 | Adult Literacy, Remedial Ed, GED Teachers/Inst | 1,608 | \$22.18 | \$16.88 | \$21.83 | \$27.20 | \$46,130 |
| 11-2011 | Advertising & Promotions Mgrs | 423 | \$47.27 | \$33.51 | \$43.45 | \$60.40 | \$98,331 |
| 41-3011 | Advertising Sales Agents | 1,966 | \$31.86 | \$17.07 | \$24.07 | \$41.63 | \$66,260 |
| 17-3021 | Aerospace Engineering & Operations Technicians | 531 | \$32.71 | \$24.91 | \$32.77 | \$39.65 | \$68,033 |
| 17-2011 | Aerospace Engineers | 7,260 | \$49.31 | \$40.17 | \$48.42 | \$58.02 | \$102,583 |
| 13-1011 | Agents/Business Mgrs of Artists, Performers, Athletes | | \$46.59 | \$28.01 | \$37.02 | \$43.12 | \$96,912 |
| 19-4011 | Agricultural & Food Science Technicians | 34 | \$19.57 | \$13.87 | \$20.29 | \$25.19 | \$40,707 |
| 45-2011 | Agricultural Inspectors | 46 | \$23.42 | \$18.81 | \$22.04 | \$28.59 | \$48,724 |
| 45-2099 | Agricultural Wkrs, All Other | | \$16.49 | \$12.95 | \$14.75 | \$18.36 | \$34,309 |
| 53-1011 | Aircraft Cargo Handling Supervisors | | \$25.84 | \$17.16 | \$20.95 | \$38.13 | \$53,749 |
| 49-3011 | Aircraft Mechanics & Svc Technicians | 4,223 | \$27.59 | \$20.75 | \$26.89 | \$34.37 | \$57,391 |
| 53-2022 | Airfield Operations Specialists | | \$28.59 | \$24.63 | \$27.49 | \$31.24 | \$59,472 |
| 53-2011 | Airline Pilots, Copilots, & Flight Engineers | 970 | | | | | \$141,179 |
| 39-3091 | Amusement & Recreation Attendants | 3,090 | \$11.50 | \$9.28 | \$10.28 | \$12.04 | \$23,923 |
| 29-1061 | Anesthesiologists | | \$121.32 | | | | \$252,348 |
| 33-9011 | Animal Control Wkrs | 101 | \$23.19 | \$17.58 | \$23.05 | \$28.26 | \$48,230 |
| 39-2011 | Animal Trainers | | \$19.26 | \$18.84 | \$20.28 | \$21.75 | \$40,052 |
| 19-3091 | Anthropologists & Archeologists | 98 | \$28.32 | \$21.84 | \$26.09 | \$34.75 | \$58,914 |
| 25-1061 | Anthropology & Archeology Teachers, Postsecondary | 73 | | | | | \$70,245 |
| 13-2021 | Appraisers & Assessors of Real Estate | 442 | \$33.57 | \$24.24 | \$33.04 | \$43.24 | \$69,824 |
| 23-1022 | Arbitrators, Mediators, & Conciliators | | \$37.61 | \$27.72 | \$32.36 | \$43.93 | \$78,226 |
| 17-1011 | Architects, Not Landscape & Naval | 2,276 | \$33.89 | \$23.34 | \$31.17 | \$38.47 | \$70,491 |
| 17-3011 | Architectural & Civil Drafters | 1,042 | \$27.86 | \$22.49 | \$27.19 | \$33.07 | \$57,952 |
| 25-4011 | Archivists | 72 | \$27.14 | \$20.81 | \$26.55 | \$33.28 | \$56,457 |
| 25-1062 | Area, Ethnic, & Cultural Studies Teachers, Postsec | 96 | | | | | \$72,925 |
| 27-1011 | Art Directors | 569 | \$45.84 | \$31.84 | \$43.73 | \$57.77 | \$95,350 |
| 25-1121 | Art, Drama, & Music Teachers, Postsecondary | 574 | | | | | \$60,142 |
| 27-1019 | Artists & Related Wkrs, All Other | 90 | \$19.96 | \$16.27 | \$17.47 | \$20.16 | \$41,500 |
| 51-2099 | Assemblers & Fabricators, All Other | 3,198 | \$15.26 | \$11.89 | \$14.60 | \$18.01 | \$31,743 |
| 27-2021 | Athletes & Sports Competitors | | | | | | \$116,866 |
| 29-9091 | Athletic Trainers | 226 | | | | | \$45,114 |
| 19-2021 | Atmospheric & Space Scientists | 164 | \$44.94 | \$31.93 | \$41.73 | \$56.14 | \$93,473 |
| 25-1051 | Atmospheric/Earth/Marine/Space Sci Teachers, Postsec | 183 | | | | | \$95,653 |
| 27-4011 | Audio & Video Equipment Technicians | 597 | \$21.84 | \$15.61 | \$21.19 | \$27.23 | \$45,427 |
| 29-1181 | Audiologists | | \$47.49 | \$34.13 | \$41.37 | \$64.29 | \$98,779 |
| 25-9011 | Audio-Visual Collections Specialists | 57 | \$20.99 | \$17.31 | \$20.22 | \$22.98 | \$43,656 |
| 49-3021 | Automotive Body & Related Repairers | 741 | \$23.06 | \$17.58 | \$22.29 | \$27.94 | \$47,959 |
| 49-3022 | Automotive Glass Installers & Repairers | | \$18.61 | \$16.23 | \$17.53 | \$18.84 | \$38,708 |
| 49-3023 | Automotive Svc Technicians & Mechanics | 4,420 | \$19.44 | \$13.67 | \$18.71 | \$23.13 | \$40,432 |
| 49-2091 | Avionics Technicians | 1,151 | \$29.99 | \$25.20 | \$29.41 | \$35.34 | \$62,371 |
| 39-6011 | Baggage Porters & Bellhops | 786 | \$11.39 | \$9.04 | \$9.33 | \$11.78 | \$23,680 |
| 51-3011 | Bakers | 1,543 | \$14.21 | \$10.93 | \$13.86 | \$17.18 | \$29,566 |
| 35-3011 | Bartenders | 6,530 | \$14.02 | \$9.76 | \$13.21 | \$16.31 | \$29,156 |
| 49-3091 | Bicycle Repairers | | \$14.48 | \$11.46 | \$13.62 | \$16.97 | \$30,121 |
| 43-3011 | Bill & Account Collectors | 2,635 | \$17.75 | \$13.29 | \$17.18 | \$21.41 | \$36,936 |
| 43-3021 | Billing & Posting Clerks & Machine Operators | 5,059 | \$19.87 | \$16.81 | \$19.53 | \$22.57 | \$41,338 |
| 19-1021 | Biochemists & Biophysicists | 126 | \$36.35 | \$20.71 | \$27.37 | \$43.43 | \$75,593 |
| 25-1042 | Biological Science Teachers, Postsecondary | 528 | | | | | \$93,212 |
| 19-1029 | Biological Scientists, All Other | 768 | \$32.21 | \$22.14 | \$29.83 | \$40.42 | \$67,009 |
| 19-4021 | Biological Technicians | | \$20.66 | \$16.71 | \$19.73 | \$23.56 | \$42,968 |

| SOC Code | Seattle-Bellevue-Everett, WA MD Occupational Title | Estimated Employment | Average Wage | Percentiles | | | Annual Wage |
|----------|---|----------------------|--------------|-------------|---------|---------|-------------|
| | | | | 25th | 50th | 75th | |
| 17-2031 | Biomedical Engineers | 227 | \$40.52 | \$25.42 | \$34.33 | \$48.41 | \$84,283 |
| 47-2011 | Boilermakers | 148 | \$22.85 | \$20.19 | \$22.47 | \$25.91 | \$47,524 |
| 43-3031 | Bookkeeping, Accounting, & Auditing Clerks | 16,741 | \$19.87 | \$16.07 | \$19.46 | \$23.14 | \$41,335 |
| 47-3011 | Brick/Block/Stonemason & Tile/Marble Setter Helpers | 97 | \$25.17 | \$17.10 | \$27.71 | \$33.44 | \$52,370 |
| 47-2021 | Brickmasons & Blockmasons | 320 | \$32.97 | \$30.89 | \$33.29 | \$35.71 | \$68,583 |
| 27-4012 | Broadcast Technicians | 341 | \$19.66 | \$13.56 | \$18.02 | \$24.12 | \$40,889 |
| 43-4011 | Brokerage Clerks | 463 | \$21.88 | \$17.52 | \$21.87 | \$26.32 | \$45,515 |
| 37-2019 | Building Cleaning Wkrs, All Other | | \$12.70 | \$10.19 | \$11.34 | \$14.72 | \$26,416 |
| 49-3031 | Bus & Truck Mechanics & Diesel Engine Specialists | 3,345 | \$25.40 | \$21.03 | \$26.06 | \$29.99 | \$52,838 |
| 53-3022 | Bus Drivers, School | 4,061 | \$18.92 | \$16.91 | \$19.49 | \$21.53 | \$39,370 |
| 13-1199 | Business Operations Specialists, All Other | 15,290 | \$35.44 | \$26.16 | \$33.77 | \$43.53 | \$73,714 |
| 25-1011 | Business Teachers, Postsecondary | 736 | | | | | \$79,981 |
| 51-3021 | Butchers & Meat Cutters | 1,013 | \$19.04 | \$17.94 | \$20.37 | \$22.05 | \$39,594 |
| 51-7011 | Cabinetmakers & Bench Carpenters | 1,003 | \$16.80 | \$13.64 | \$15.88 | \$18.89 | \$34,956 |
| 49-9061 | Camera & Photographic Equipment Repairers | | \$20.47 | \$16.41 | \$19.42 | \$25.01 | \$42,584 |
| 27-4031 | Camera Ops, Television, Video, & Motion Picture | 358 | \$24.68 | \$17.96 | \$22.31 | \$32.76 | \$51,330 |
| 53-5021 | Captains, Mates, & Pilots of Water Vessels | | \$37.24 | \$27.03 | \$37.62 | \$46.95 | \$77,454 |
| 29-2031 | Cardiovascular Technologists & Technicians | 567 | \$31.42 | \$23.96 | \$32.08 | \$38.78 | \$65,358 |
| 43-5011 | Cargo & Freight Agents | 1,372 | \$23.92 | \$17.05 | \$22.14 | \$28.83 | \$49,746 |
| 47-2031 | Carpenters | 8,511 | \$25.80 | \$20.20 | \$25.77 | \$31.51 | \$53,652 |
| 47-2041 | Carpet Installers | 239 | \$18.85 | \$14.80 | \$17.40 | \$21.56 | \$39,201 |
| 17-1021 | Cartographers & Photogrammetrists | 144 | \$36.98 | \$31.35 | \$38.22 | \$43.38 | \$76,902 |
| 41-2011 | Cashiers | 25,069 | \$13.11 | \$9.66 | \$11.38 | \$15.07 | \$27,277 |
| 47-2051 | Cement Masons & Concrete Finishers | 723 | \$26.18 | \$20.84 | \$26.91 | \$32.05 | \$54,446 |
| 35-1011 | Chefs & Head Cooks | 1,260 | \$21.95 | \$16.69 | \$19.45 | \$26.62 | \$45,654 |
| 17-2041 | Chemical Engineers | 103 | \$40.01 | \$27.52 | \$36.14 | \$51.19 | \$83,230 |
| 51-9011 | Chemical Equipment Operators & Tenders | | \$18.92 | \$15.85 | \$17.41 | \$19.73 | \$39,371 |
| 19-4031 | Chemical Technicians | | \$19.92 | \$15.78 | \$19.04 | \$23.09 | \$41,426 |
| 25-1052 | Chemistry Teachers, Postsecondary | 193 | | | | | \$82,381 |
| 19-2031 | Chemists | 640 | \$35.95 | \$26.74 | \$35.41 | \$44.74 | \$74,773 |
| 11-1011 | Chief Executives | 1,967 | \$101.78 | \$73.04 | | | \$211,712 |
| 39-9011 | Child Care Wkrs | 5,740 | \$11.81 | \$9.68 | \$11.00 | \$13.32 | \$24,574 |
| 21-1021 | Child, Family, & School Social Wkrs | 1,165 | \$20.52 | \$15.64 | \$19.15 | \$24.68 | \$42,697 |
| 29-1011 | Chiropractors | 394 | | | | | |
| 17-3022 | Civil Engineering Technicians | 728 | \$28.64 | \$24.28 | \$28.59 | \$33.61 | \$59,561 |
| 17-2051 | Civil Engineers | 6,151 | \$41.10 | \$32.80 | \$39.77 | \$47.53 | \$85,482 |
| 13-1031 | Claims Adjusters, Examiners, & Investigators | 3,676 | \$31.39 | \$24.64 | \$29.77 | \$35.83 | \$65,287 |
| 53-7061 | Cleaners of Vehicles & Equipment | 2,465 | \$13.40 | \$10.66 | \$12.28 | \$14.68 | \$27,872 |
| 51-9192 | Cleaning/Washing/Metal Pickling Equipment Ops & Tenders | 132 | \$20.18 | \$12.95 | \$17.43 | \$29.61 | \$41,988 |
| 21-2011 | Clergy | 170 | \$26.46 | \$21.95 | \$26.49 | \$30.26 | \$55,046 |
| 19-3031 | Clinical, Counseling, & School Psychologists | 777 | \$38.62 | \$27.98 | \$35.21 | \$44.47 | \$80,326 |
| 27-2022 | Coaches & Scouts | 3,308 | | | | | \$43,308 |
| 51-9121 | Coating/Painting/Spraying Machine Setters/Ops/Tenders | 503 | \$16.57 | \$13.24 | \$16.29 | \$19.25 | \$34,471 |
| 49-9091 | Coin, Vending, & Amusement Machine Svcs & Repairers | 311 | \$18.11 | \$13.71 | \$17.85 | \$22.56 | \$37,667 |
| 35-3021 | Comb Food Preparation & Serving Wkrs, Inc Fast Food | 26,814 | \$10.60 | \$9.15 | \$9.57 | \$11.30 | \$22,057 |
| 27-1021 | Commercial & Industrial Designers | 301 | \$26.09 | \$16.59 | \$26.57 | \$33.10 | \$54,247 |
| 53-2012 | Commercial Pilots | 464 | | | | | \$78,333 |
| 25-1122 | Communications Teachers, Postsecondary | 220 | | | | | \$61,354 |
| 21-1798 | Community & Social Service Specialists, All Other | 1,216 | \$22.55 | \$14.67 | \$21.41 | \$30.31 | \$46,895 |
| 11-3111 | Compensation & Benefits Managers | 271 | \$58.58 | \$41.45 | \$51.22 | \$69.25 | \$121,841 |
| 13-1141 | Compensation, Benefits, & Job Analysis Specialists | 1,098 | \$34.19 | \$25.48 | \$32.17 | \$41.65 | \$71,116 |
| 13-1041 | Compliance Ofcrrs (Not Ag/Const/Safety/Transportn) | 2,838 | \$31.95 | \$24.25 | \$30.59 | \$38.33 | \$66,448 |
| 15-1111 | Computer & Information Scientists, Research | | \$55.23 | \$45.39 | \$54.96 | \$66.73 | \$114,876 |
| 11-3021 | Computer & Information Systems Mgrs | 7,281 | \$66.83 | \$51.21 | \$63.38 | \$77.98 | \$138,999 |
| 17-2061 | Computer Hardware Engineers | 961 | \$53.64 | \$42.29 | \$51.89 | \$63.30 | \$111,576 |
| 15-1799 | Computer Occupations, All Other | 4,334 | \$41.91 | \$28.17 | \$44.51 | \$56.73 | \$87,180 |
| 43-9011 | Computer Operators | 766 | \$22.39 | \$17.59 | \$22.04 | \$26.76 | \$46,558 |
| 15-1131 | Computer Programmers | 9,098 | \$46.30 | \$38.89 | \$45.96 | \$54.50 | \$96,299 |
| 25-1021 | Computer Science Teachers, Postsecondary | 216 | | | | | \$79,406 |
| 15-1132 | Computer Software Engineers, Applications | 29,705 | \$48.34 | \$39.87 | \$48.19 | \$56.72 | \$100,559 |
| 15-1133 | Computer Software Engineers, Systems Software | 13,487 | \$50.27 | \$41.02 | \$47.03 | \$57.04 | \$104,548 |
| 15-1150 | Computer Support Specialists | 10,428 | \$28.51 | \$20.57 | \$26.14 | \$33.59 | \$59,291 |

| SOC Code | Seattle-Bellevue-Everett, WA MD Occupational Title | Estimated Employment | Average Wage | Percentiles 25th | Percentiles 50th | Percentiles 75th | Annual Wage |
|----------|--|----------------------|--------------|------------------|------------------|------------------|-------------|
| 15-1121 | Computer Systems Analysts | 9,935 | \$43.88 | \$36.20 | \$42.84 | \$51.01 | \$91,286 |
| 49-2011 | Computer, Automated Teller, & Office Machine Repairers | 738 | \$20.76 | \$16.28 | \$18.91 | \$23.47 | \$43,168 |
| 51-4011 | Computer-Controlled Machine Tool Ops, Mtl/Plastic | 1,458 | \$23.45 | \$17.06 | \$21.84 | \$29.37 | \$48,770 |
| 39-6012 | Concierges | | \$14.82 | \$12.31 | \$14.08 | \$16.70 | \$30,827 |
| 19-1031 | Conservation Scientists | 96 | \$37.66 | \$28.26 | \$35.76 | \$45.83 | \$78,333 |
| 47-4011 | Construction & Building Inspectors | 1,139 | \$32.09 | \$27.01 | \$32.40 | \$37.48 | \$66,751 |
| 47-4799 | Construction & Related Workers, All Other | | \$19.38 | \$12.45 | \$14.66 | \$27.08 | \$40,319 |
| 47-2061 | Construction Laborers | 4,774 | \$20.07 | \$14.88 | \$17.76 | \$24.48 | \$41,753 |
| 11-9021 | Construction Mgrs | 2,466 | \$52.96 | \$37.66 | \$47.80 | \$59.52 | \$110,151 |
| 47-1011 | Construction Trades/Extraction Wkrs, 1st-Ln Spvs/Mgrs | 5,121 | \$37.54 | \$29.63 | \$36.24 | \$44.02 | \$78,080 |
| 49-9012 | Control & Valve Installers & Repairers (Not Mech Door) | | \$28.22 | \$17.92 | \$26.01 | \$34.96 | \$58,689 |
| 53-7011 | Conveyor Operators & Tenders | 272 | \$15.23 | \$13.36 | \$15.59 | \$17.33 | \$31,680 |
| 35-2019 | Cooks, All Other | 817 | \$12.56 | \$10.29 | \$11.26 | \$13.85 | \$26,133 |
| 35-2011 | Cooks, Fast Food | 1,305 | \$10.13 | \$9.07 | \$9.38 | \$10.94 | \$21,068 |
| 35-2012 | Cooks, Institution & Cafeteria | 2,393 | \$15.21 | \$12.11 | \$15.31 | \$17.74 | \$31,637 |
| 35-2014 | Cooks, Restaurant | 12,918 | \$13.08 | \$11.29 | \$13.07 | \$14.61 | \$27,200 |
| 35-2015 | Cooks, Short Order | 979 | \$12.77 | \$10.29 | \$11.77 | \$14.17 | \$26,562 |
| 51-9193 | Cooling & Freezing Equipment Operators & Tenders | | \$27.31 | \$20.47 | \$30.55 | \$34.24 | \$56,809 |
| 33-3012 | Correctional Officers & Jailers | | \$24.80 | \$22.13 | \$23.67 | \$27.81 | \$51,571 |
| 43-4021 | Correspondence Clerks | | \$18.38 | \$16.72 | \$18.59 | \$20.67 | \$38,245 |
| 13-1051 | Cost Estimators | 2,478 | \$33.83 | \$25.91 | \$32.90 | \$40.66 | \$70,360 |
| 39-3092 | Costume Attendants | 42 | \$16.37 | \$12.97 | \$15.58 | \$20.39 | \$34,041 |
| 21-1019 | Counselors, All Other | 52 | \$25.96 | \$22.35 | \$25.79 | \$27.34 | \$54,003 |
| 41-2021 | Counter & Rental Clerks | 6,814 | \$13.84 | \$10.40 | \$13.00 | \$16.27 | \$28,785 |
| 35-3022 | Counter Attendants, Cafeteria, Concession, Coffee Shop | 8,766 | \$10.61 | \$9.12 | \$9.43 | \$10.95 | \$22,079 |
| 43-5021 | Couriers & Messengers | 646 | \$14.98 | \$12.52 | \$14.29 | \$17.27 | \$31,139 |
| 23-2091 | Court Reporters | | \$23.93 | \$16.75 | \$20.19 | \$32.22 | \$49,761 |
| 43-4031 | Court, Municipal, & License Clerks | | \$21.50 | \$18.56 | \$21.35 | \$24.91 | \$44,713 |
| 27-1012 | Craft Artists | | \$18.10 | \$12.85 | \$16.65 | \$20.91 | \$37,664 |
| 53-7021 | Crane & Tower Operators | 1,602 | \$44.26 | \$38.57 | \$46.80 | \$52.12 | \$92,066 |
| 13-2041 | Credit Analysts | 755 | \$33.75 | \$25.15 | \$31.11 | \$39.05 | \$70,190 |
| 43-4041 | Credit Authorizers, Checkers, & Clerks | 373 | \$22.13 | \$17.38 | \$20.71 | \$25.99 | \$46,041 |
| 33-9091 | Crossing Guards | 923 | \$15.65 | \$9.48 | \$11.45 | \$23.79 | \$32,560 |
| 51-9021 | Crush/Grind/Polishing Machine Setters/Ops/Tenders | 269 | \$16.99 | \$13.83 | \$16.51 | \$19.68 | \$35,333 |
| 25-4012 | Curators | 98 | \$29.09 | \$22.50 | \$26.95 | \$33.60 | \$60,511 |
| 43-4051 | Customer Svc Reps | 17,467 | \$18.36 | \$14.35 | \$17.31 | \$21.34 | \$38,202 |
| 51-4031 | Cut/Punch/Press Mach Setters/Ops/Tenders, Mtl/Plastic | 1,309 | \$20.52 | \$16.07 | \$19.41 | \$22.86 | \$42,678 |
| 51-9031 | Cutters & Trimmers, Hand | 83 | \$14.39 | \$11.48 | \$15.36 | \$17.11 | \$29,929 |
| 51-9032 | Cutting & Slicing Machine Setters, Ops, & Tenders | 394 | \$20.29 | \$13.09 | \$20.86 | \$26.87 | \$42,206 |
| 43-9021 | Data Entry Keyers | 1,396 | \$15.78 | \$12.59 | \$15.02 | \$18.36 | \$32,808 |
| 15-1141 | Database Administrators | 2,046 | \$42.57 | \$33.42 | \$42.08 | \$51.69 | \$88,536 |
| 41-9011 | Demonstrators & Product Promoters | 1,019 | \$13.48 | \$9.91 | \$11.53 | \$14.56 | \$28,034 |
| 31-9091 | Dental Assistants | 3,956 | \$19.79 | \$16.86 | \$19.91 | \$22.42 | \$41,151 |
| 29-2021 | Dental Hygienists | 2,664 | \$45.78 | \$41.04 | \$45.45 | \$51.69 | \$95,226 |
| 51-9081 | Dental Laboratory Technicians | 474 | \$22.68 | \$18.03 | \$23.15 | \$27.52 | \$47,174 |
| 29-1029 | Dentists, All Other Specialists | 25 | \$82.90 | \$64.61 | \$78.89 | | \$172,432 |
| 29-1021 | Dentists, General | 697 | \$108.21 | \$81.86 | | | \$225,075 |
| 27-1029 | Designers, All Other | 110 | \$24.54 | \$19.77 | \$23.72 | \$29.43 | \$51,040 |
| 43-9031 | Desktop Publishers | | \$19.27 | \$16.33 | \$18.91 | \$22.36 | \$40,084 |
| 29-2032 | Diagnostic Medical Sonographers | 536 | \$40.01 | \$36.08 | \$40.46 | \$44.39 | \$83,222 |
| 29-2051 | Dietetic Technicians | 127 | \$17.23 | \$14.41 | \$16.70 | \$18.86 | \$35,842 |
| 29-1031 | Dietitians & Nutritionists | 392 | \$29.61 | \$25.51 | \$29.15 | \$34.27 | \$61,588 |
| 35-9011 | Dining Room & Cafeteria Attendants & Bartender Helpers | 4,277 | \$10.74 | \$9.10 | \$9.41 | \$11.56 | \$22,333 |
| 21-2021 | Directors, Religious Activities & Education | | \$24.95 | \$19.48 | \$22.22 | \$31.16 | \$51,904 |
| 35-9021 | Dishwashers | 3,765 | \$10.20 | \$9.21 | \$9.94 | \$11.04 | \$21,214 |
| 43-5032 | Dispatchers, Not Police, Fire, & Ambulance | 1,505 | \$22.04 | \$16.23 | \$19.96 | \$27.60 | \$45,850 |
| 17-3019 | Drafters, All Other | 372 | \$25.18 | \$19.74 | \$25.30 | \$29.89 | \$52,374 |
| 51-4032 | Drilling/Boring Machine Tool Setters/Ops/Tenders | 53 | \$16.12 | \$13.09 | \$14.62 | \$18.87 | \$33,533 |
| 53-3031 | Driver/Sales Wkrs | 1,904 | \$15.98 | \$12.47 | \$14.51 | \$18.22 | \$33,250 |
| 47-2081 | Drywall & Ceiling Tile Installers | 1,009 | \$25.98 | \$21.47 | \$25.22 | \$29.29 | \$54,034 |
| 25-1063 | Economics Teachers, Postsecondary | 88 | | | | | \$81,095 |
| 19-3011 | Economists | | \$40.52 | \$33.33 | \$40.18 | \$45.99 | \$84,275 |

| SOC Code | Seattle-Bellevue-Everett, WA MD Occupational Title | Estimated Employment | Average Wage | Percentiles | | | Annual Wage |
|----------|---|----------------------|--------------|-------------|---------|---------|-------------|
| | | | | 25th | 50th | 75th | |
| 27-3041 | Editors | 1,840 | \$33.89 | \$20.46 | \$29.54 | \$45.44 | \$70,475 |
| 11-9031 | Educ Administrators, Preschool/Child Care Center/Pgms | 925 | \$30.06 | \$25.13 | \$31.95 | \$35.26 | \$62,514 |
| 11-9039 | Education Administrators, All Other | 375 | \$32.09 | \$21.27 | \$28.31 | \$41.56 | \$66,740 |
| 11-9032 | Education Administrators, Elem & Secondary School | 1,428 | | | | | \$105,515 |
| 11-9033 | Education Administrators, Postsecondary | 1,019 | \$49.09 | \$33.65 | \$42.09 | \$55.59 | \$102,102 |
| 25-1081 | Education Teachers, Postsecondary | 636 | | | | | \$58,147 |
| 25-9099 | Education, Training, & Library Wkrs, All Other | 2,167 | \$23.42 | \$17.15 | \$21.22 | \$28.05 | \$48,722 |
| 21-1012 | Educational, Vocational, & School Counselors | 1,972 | \$27.13 | \$22.05 | \$26.26 | \$31.76 | \$56,421 |
| 49-2092 | Electric Motor, Power Tool, & Related Repairers | 149 | \$23.05 | \$17.78 | \$21.97 | \$29.83 | \$47,948 |
| 17-3023 | Electrical & Electronic Engineering Technicians | | \$27.92 | \$21.64 | \$28.46 | \$33.28 | \$58,075 |
| 51-2022 | Electrical & Electronic Equipment Assemblers | 2,480 | \$17.20 | \$13.61 | \$16.73 | \$20.25 | \$35,769 |
| 17-3012 | Electrical & Electronics Drafters | | \$35.95 | \$30.18 | \$36.54 | \$42.56 | \$74,771 |
| 17-2071 | Electrical Engineers | | \$46.16 | \$37.18 | \$45.28 | \$55.59 | \$96,010 |
| 49-9051 | Electrical Power-Line Installers & Repairers | 547 | \$32.31 | \$28.81 | \$33.25 | \$36.84 | \$67,200 |
| 49-2094 | Electrical/Electronics Repairers, Industrial Equipmt | 624 | \$35.39 | \$31.19 | \$36.76 | \$42.12 | \$73,618 |
| 49-2095 | Electrical/Electronics Repairers, Powerhouse/Relay | 233 | \$35.22 | \$31.57 | \$35.24 | \$39.91 | \$73,252 |
| 47-2111 | Electricians | 4,931 | \$32.05 | \$26.31 | \$32.93 | \$38.47 | \$66,668 |
| 51-2023 | Electromechanical Equipment Assemblers | | \$20.82 | \$16.46 | \$19.22 | \$24.72 | \$43,309 |
| 49-2096 | Electronic Equipment Installers/Repairers, Motor Veh | 183 | \$24.86 | \$16.61 | \$24.17 | \$31.25 | \$51,709 |
| 49-2097 | Electronic Home Entertainment Equipment Install/Repair | | \$20.70 | \$18.13 | \$20.58 | \$22.84 | \$43,053 |
| 17-2072 | Electronics Engineers, Not Computer | | \$47.80 | \$39.02 | \$46.27 | \$56.33 | \$99,438 |
| 49-2093 | Electronics Install/Repair, Transprt Equipmt | | \$27.71 | \$19.94 | \$25.97 | \$36.77 | \$57,650 |
| 25-2021 | Elementary School Teachers, Not Special Education | 9,170 | | | | | \$59,551 |
| 47-4021 | Elevator Installers & Repairers | 147 | \$40.98 | \$35.81 | \$42.04 | \$48.34 | \$85,240 |
| 43-4061 | Eligibility Interviewers, Government Programs | 1,747 | \$22.15 | \$19.46 | \$22.57 | \$24.58 | \$46,088 |
| 39-4011 | Embalmers | | \$30.67 | \$24.79 | \$30.06 | \$36.19 | \$63,785 |
| 11-9161 | Emergency Management Directors | 120 | \$33.15 | \$24.78 | \$33.33 | \$40.78 | \$68,955 |
| 29-2041 | Emergency Medical Technicians & Paramedics | 1,718 | \$23.02 | \$13.21 | \$18.09 | \$33.00 | \$47,877 |
| 51-2031 | Engine & Other Machine Assemblers | | \$22.17 | \$15.64 | \$19.96 | \$23.38 | \$46,122 |
| 11-9041 | Engineering Mgrs | 3,646 | \$64.97 | \$53.56 | \$63.83 | \$73.47 | \$135,144 |
| 25-1032 | Engineering Teachers, Postsecondary | 408 | | | | | \$107,349 |
| 17-3029 | Engineering Technicians, Not Drafters, All Other | 806 | \$31.22 | \$25.15 | \$32.05 | \$37.15 | \$64,933 |
| 17-2199 | Engineers, All Other | 2,434 | \$43.82 | \$32.66 | \$43.00 | \$55.27 | \$91,155 |
| 25-1123 | English Language & Literature Teachers, Postsecondary | 612 | | | | | \$60,936 |
| 27-2099 | Entertainers & Performers, Sports & Related Wkrs, A/O | 128 | \$22.93 | \$16.80 | \$24.27 | \$28.47 | |
| 39-3099 | Entertainment Attendants & Related Wkrs, A/O | | \$13.37 | \$9.57 | \$11.02 | \$17.74 | \$27,802 |
| 17-3025 | Environmental Engineering Technicians | 272 | \$28.17 | \$23.63 | \$30.64 | \$33.94 | \$58,595 |
| 17-2081 | Environmental Engineers | 879 | \$43.58 | \$34.77 | \$43.90 | \$52.81 | \$90,647 |
| 19-4091 | Environmental Science & Protection Techs (Inc Health) | 413 | \$24.61 | \$18.65 | \$22.79 | \$29.31 | \$51,186 |
| 19-2041 | Environmental Scientists & Specialists (Inc Health) | 2,062 | \$38.33 | \$28.78 | \$35.93 | \$46.49 | \$79,733 |
| 19-1041 | Epidemiologists | | \$34.03 | \$28.07 | \$33.55 | \$38.93 | \$70,767 |
| 51-9194 | Etchers & Engravers | | \$19.36 | \$15.53 | \$19.32 | \$22.20 | \$40,268 |
| 53-7032 | Excavating & Loading Machine & Dragline Operators | 430 | \$26.01 | \$20.74 | \$26.53 | \$29.70 | \$54,103 |
| 43-6011 | Executive Secretaries & Administrative Assistants | 8,141 | \$26.43 | \$21.64 | \$25.99 | \$30.45 | \$54,972 |
| 29-1128 | Exercise Physiologists | 144 | \$28.05 | \$20.43 | \$26.46 | \$34.58 | \$58,355 |
| 51-9041 | Extrude/Form/Press/Compact Machine Setters/Ops/Tenders | 190 | \$17.14 | \$11.55 | \$16.23 | \$22.16 | \$35,650 |
| 51-4021 | Extruding/Drawing Mach Setters/Ops/Tenders, Mtl/Plastic | 390 | \$15.45 | \$9.53 | \$15.36 | \$18.25 | \$32,148 |
| 51-6091 | Extruding/Forming Machine Set/Op/Tend, Synthetic/Glass | | \$15.45 | \$12.39 | \$14.47 | \$18.51 | \$32,143 |
| 51-6092 | Fabric & Apparel Patternmakers | 21 | \$18.32 | \$14.01 | \$17.79 | \$21.77 | \$38,098 |
| 29-1062 | Family & General Practitioners | 437 | \$66.55 | \$46.98 | \$56.68 | \$79.07 | \$138,414 |
| 25-9021 | Farm & Home Management Advisors | | \$19.94 | \$16.29 | \$17.93 | \$21.66 | \$41,465 |
| 49-3041 | Farm Equipment Mechanics | | \$20.53 | \$17.44 | \$20.22 | \$23.24 | \$42,712 |
| 45-1011 | Farming, Fishing, & Forestry Wkrs, 1st-Ln Sprvs/Mgrs | 58 | \$32.77 | \$20.30 | \$31.01 | \$35.27 | \$68,154 |
| 45-2092 | FarmWkrs & Laborers, Crop, Nursery, & Greenhouse | 179 | \$11.45 | \$9.78 | \$10.90 | \$12.57 | \$23,806 |
| 45-2093 | FarmWkrs, Farm & Ranch Animals | 192 | \$11.57 | \$9.14 | \$9.99 | \$13.21 | \$24,063 |
| 27-1022 | Fashion Designers | 254 | \$31.91 | \$19.11 | \$28.66 | \$39.17 | \$66,375 |
| 51-2091 | Fiberglass Laminators & Fabricators | 527 | \$16.06 | \$12.04 | \$14.40 | \$19.68 | \$33,405 |
| 43-4071 | File Clerks | | \$15.72 | \$12.89 | \$15.43 | \$18.12 | \$32,696 |
| 27-4032 | Film & Video Editors | 338 | \$29.53 | \$24.01 | \$27.46 | \$32.33 | \$61,432 |
| 13-2051 | Financial Analysts | 3,059 | \$43.61 | \$32.19 | \$40.85 | \$51.33 | \$90,710 |
| 13-2061 | Financial Examiners | 271 | \$39.16 | \$26.79 | \$35.99 | \$47.91 | \$81,457 |
| 11-3031 | Financial Mgrs | 6,771 | \$61.26 | \$43.82 | \$54.95 | \$71.62 | \$127,409 |

| SOC Code | Seattle-Bellevue-Everett, WA MD Occupational Title | Estimated Employment | Average Wage | Percentiles | | | Annual Wage |
|----------|---|----------------------|--------------|-------------|---------|---------|-------------|
| | | | | 25th | 50th | 75th | |
| 13-2099 | Financial Specialists, All Other | 1,636 | \$28.61 | \$21.46 | \$26.39 | \$33.86 | \$59,513 |
| 27-1013 | Fine Artists, Inc Painters, Sculptors, Illustrators | 427 | \$31.26 | \$19.57 | \$22.37 | \$32.18 | \$65,022 |
| 33-2011 | Fire Fighters | 3,821 | \$34.06 | \$31.13 | \$35.16 | \$40.33 | \$70,847 |
| 33-1021 | Fire Fighting & Prevention Wkrs, 1st-Ln spvrs/Mgrs of | 943 | \$45.71 | \$40.68 | \$45.79 | \$52.37 | \$95,057 |
| 33-2021 | Fire Inspectors & Investigators | 85 | \$40.15 | \$37.84 | \$41.16 | \$44.47 | \$83,515 |
| 39-9031 | Fitness Trainers & Aerobics Instructors | 4,299 | \$21.78 | \$16.90 | \$21.14 | \$25.32 | \$45,292 |
| 53-2031 | Flight Attendants | 935 | | | | | \$41,842 |
| 47-2042 | Floor Layers, Not Carpet, Wood, & Hard Tiles | | \$19.30 | \$14.64 | \$19.03 | \$24.26 | \$40,153 |
| 27-1023 | Floral Designers | 412 | \$15.43 | \$13.13 | \$14.89 | \$17.19 | \$32,099 |
| 51-3092 | Food Batchmakers | 715 | \$13.56 | \$10.49 | \$12.91 | \$15.63 | \$28,222 |
| 51-3093 | Food Cooking Machine Operators & Tenders | 100 | \$13.88 | \$10.48 | \$11.46 | \$17.88 | \$28,861 |
| 35-9099 | Food Preparation & Serving Related Wkrs, A/O | | \$11.39 | \$9.38 | \$10.56 | \$12.69 | \$23,696 |
| 35-1012 | Food Preparation & Serving Wkrs, 1st-Ln Spvrs/Mgrs of | 6,127 | \$18.60 | \$14.20 | \$18.11 | \$22.49 | \$38,698 |
| 35-2021 | Food Preparation Wkrs | 5,890 | \$11.99 | \$9.79 | \$11.38 | \$13.74 | \$24,949 |
| 19-1012 | Food Scientists & Technologists | 73 | \$34.54 | \$24.61 | \$33.95 | \$44.15 | \$71,851 |
| 35-3041 | Food Servers, Nonrestaurant | 3,230 | \$12.14 | \$9.36 | \$11.16 | \$14.40 | \$25,251 |
| 11-9051 | Food Svc Mgrs | | \$36.64 | \$27.26 | \$40.20 | \$44.31 | \$76,211 |
| 51-3091 | Food/Tobacco Roasting/Baking/Drying Mach Ops/Tenders | 130 | \$18.43 | \$13.30 | \$19.53 | \$22.66 | \$38,334 |
| 25-1124 | Foreign Language & Literature Teachers, Postsecondary | 296 | | | | | \$56,624 |
| 19-4093 | Forest & Conservation Technicians | | \$17.41 | \$12.96 | \$16.27 | \$19.93 | \$36,230 |
| 19-1032 | Foresters | | \$27.69 | \$24.33 | \$26.61 | \$32.08 | \$57,577 |
| 51-4022 | Forging Machine Setters, Ops/Tenders, Mtl/Plastic | | \$22.92 | \$17.96 | \$20.72 | \$23.69 | \$47,678 |
| 51-4071 | Foundry Mold & Coremakers | 66 | \$16.39 | \$13.92 | \$16.23 | \$18.60 | \$34,086 |
| 39-4831 | Funeral Svc Mgrs, Dirs, Morticians, & Undertakers | | \$26.53 | \$18.30 | \$21.25 | \$28.01 | \$55,168 |
| 51-9051 | Furnace, Kiln, Oven, Drier, & Kettle Ops & Tenders | 186 | \$18.08 | \$13.36 | \$18.24 | \$22.12 | \$37,612 |
| 51-7021 | Furniture Finishers | | \$16.62 | \$13.40 | \$15.87 | \$19.57 | \$34,562 |
| 39-3012 | Gaming & Sports Book Writers & Runners | | \$17.22 | \$11.86 | \$16.88 | \$22.25 | \$35,810 |
| 43-3041 | Gaming Cage Wkrs | 360 | \$12.92 | \$10.57 | \$11.85 | \$15.09 | \$26,859 |
| 41-2012 | Gaming Change Persons & Booth Cashiers | | \$11.88 | \$9.92 | \$11.32 | \$13.61 | \$24,715 |
| 39-3011 | Gaming Dealers | 2,323 | \$15.29 | \$12.13 | \$13.96 | \$17.80 | \$31,795 |
| 11-9071 | Gaming Mgrs | 56 | \$43.22 | \$31.79 | \$40.50 | \$50.90 | \$89,898 |
| 39-1011 | Gaming Supervisors | 349 | \$24.83 | \$19.61 | \$22.72 | \$29.31 | \$51,638 |
| 33-9031 | Gaming Surveillance Officers & Gaming Investigators | 163 | \$19.93 | \$12.76 | \$16.84 | \$26.99 | \$41,449 |
| 53-7071 | Gas Compressor & Gas Pumping Station Operators | | \$23.26 | \$16.38 | \$17.92 | \$22.74 | \$48,367 |
| 51-8092 | Gas Plant Operators | 32 | \$32.34 | \$26.94 | \$32.42 | \$37.74 | \$67,253 |
| 11-1021 | General & Operations Mgrs | 13,489 | \$67.23 | \$43.41 | \$58.97 | \$84.09 | \$139,824 |
| 19-3092 | Geographers | | \$33.29 | \$25.73 | \$31.83 | \$40.55 | \$69,246 |
| 25-1064 | Geography Teachers, Postsecondary | 44 | | | | | \$75,445 |
| 19-4041 | Geological & Petroleum Technicians | 61 | \$20.40 | \$17.42 | \$20.27 | \$22.31 | \$42,439 |
| 19-2042 | Geoscientists, Not Hydrologists & Geographers | 625 | \$40.99 | \$29.22 | \$37.58 | \$50.14 | \$85,256 |
| 47-2121 | Glaziers | 814 | \$24.09 | \$14.21 | \$21.52 | \$34.92 | \$50,108 |
| 45-2041 | Graders & Sorters, Agricultural Products | | \$10.16 | \$9.09 | \$9.41 | \$10.65 | \$21,124 |
| 27-1024 | Graphic Designers | 2,590 | \$28.01 | \$20.36 | \$26.15 | \$34.57 | \$58,262 |
| 51-4033 | Grind/Lap/Polish/Buff Machine Setters/Ops/Tenders | 344 | \$17.53 | \$12.85 | \$15.83 | \$19.15 | \$36,471 |
| 51-9022 | Grinding & Polishing Wkrs, Hand | 212 | \$15.09 | \$12.26 | \$14.71 | \$17.31 | \$31,381 |
| 37-3019 | Grounds Maintenance Wkrs, All Other | | \$16.92 | \$13.14 | \$14.32 | \$19.83 | \$35,195 |
| 39-5012 | Hairdressers, Hairstylists, & Cosmetologists | 4,991 | \$18.28 | \$10.86 | \$15.55 | \$22.65 | \$38,023 |
| 53-1021 | Hand Labor/Material Movers/Helpers, 1st-Ln Spvrs/Mgrs | 1,611 | \$23.93 | \$18.00 | \$23.32 | \$28.51 | \$49,793 |
| 47-4041 | Hazardous Materials Removal Wkrs | 679 | \$24.30 | \$17.36 | \$22.10 | \$32.21 | \$50,548 |
| 17-2111 | Health & Safety Engineers (Not Mining) | 181 | \$43.50 | \$35.11 | \$41.64 | \$51.47 | \$90,471 |
| 29-1199 | Health Diagnosing & Treating Practitioners, A/O | 338 | \$31.67 | \$21.38 | \$30.83 | \$41.72 | \$65,871 |
| 21-1091 | Health Educators | 588 | \$22.68 | \$16.78 | \$20.36 | \$26.44 | \$47,179 |
| 29-2799 | Health Technologists & Technicians, All Other | 1,666 | \$23.65 | \$17.74 | \$22.18 | \$28.52 | \$49,200 |
| 29-9799 | Healthcare Practitioners & Technical Workers, All Other | 419 | \$30.06 | \$23.36 | \$28.52 | \$35.34 | \$62,520 |
| 31-9799 | Healthcare Support Workers, All Other | | \$17.09 | \$13.57 | \$16.99 | \$20.32 | \$35,546 |
| 51-4191 | Heat Treating Equip Setters/Ops/Tenders, Mtl/Plastic | 185 | \$20.41 | \$13.96 | \$19.04 | \$22.82 | \$42,439 |
| 49-9021 | Heating, Air Cond, Refrigeration Mechanics & Installers | 1,741 | \$28.37 | \$21.75 | \$28.35 | \$34.74 | \$59,021 |
| 47-3019 | Helpers, Construction Trades, All Other | | \$16.05 | \$12.48 | \$15.97 | \$18.79 | \$33,396 |
| 47-3012 | Helpers--Carpenters | 257 | \$19.76 | \$16.11 | \$20.10 | \$22.68 | \$41,086 |
| 47-3013 | Helpers--Electricians | 204 | \$18.55 | \$11.85 | \$15.06 | \$25.76 | \$38,578 |
| 49-9098 | Helpers--Installation, Maintenance, & Repair Wkrs | 1,057 | \$16.10 | \$12.41 | \$15.79 | \$20.11 | \$33,492 |
| 51-9198 | Helpers--Production Wkrs | 1,537 | \$13.64 | \$10.67 | \$13.13 | \$15.76 | \$28,375 |

| SOC Code | Seattle-Bellevue-Everett, WA MD Occupational Title | Estimated Employment | Average Wage | Percentiles | | | Annual Wage |
|----------|--|----------------------|--------------|-------------|---------|---------|-------------|
| | | | | 25th | 50th | 75th | |
| 47-4051 | Highway Maintenance Wkrs | | \$24.09 | \$20.53 | \$24.50 | \$27.26 | \$50,093 |
| 19-3093 | Historians | 22 | \$30.62 | \$22.76 | \$29.97 | \$35.37 | \$63,704 |
| 25-1125 | History Teachers, Postsecondary | 157 | | | | | \$73,704 |
| 49-9031 | Home Appliance Repairers | 240 | \$22.39 | \$18.29 | \$22.35 | \$26.60 | \$46,562 |
| 25-1192 | Home Economics Teachers, Postsecondary | 35 | | | | | \$53,446 |
| 31-1011 | Home Health Aides | 4,170 | \$11.85 | \$10.26 | \$11.20 | \$13.00 | \$24,649 |
| 35-9031 | Hosts & Hostesses, Restaurant, Lounge, & Coffee Shop | 2,363 | \$10.95 | \$9.13 | \$9.47 | \$11.35 | \$22,795 |
| 43-4081 | Hotel, Motel, & Resort Desk Clerks | 2,177 | \$12.27 | \$10.42 | \$12.05 | \$13.72 | \$25,518 |
| 37-1011 | Housekeeping/Janitorial Wkrs, 1st-Line Spvs/Mgrs | 1,268 | \$20.54 | \$15.01 | \$18.65 | \$24.43 | \$42,739 |
| 13-1078 | HR, Labor Relations, & Training Spec, All Other | 6,583 | \$32.92 | \$23.18 | \$30.20 | \$40.43 | \$68,470 |
| 43-4161 | Human Resources Assistants, Not Payroll & Timekeeping | 1,316 | \$20.09 | \$16.96 | \$19.96 | \$22.70 | \$41,769 |
| 11-3121 | Human Resources Managers | 1,706 | \$54.89 | \$40.82 | \$52.30 | \$66.32 | \$114,161 |
| 19-2043 | Hydrologists | 189 | \$42.15 | \$32.98 | \$39.90 | \$50.74 | \$87,666 |
| 49-9041 | Industrial Machinery Mechanics | 2,033 | \$30.10 | \$24.84 | \$30.53 | \$35.92 | \$62,607 |
| 11-3051 | Industrial Production Mgrs | 1,368 | \$53.38 | \$40.59 | \$52.04 | \$64.46 | \$111,025 |
| 53-7051 | Industrial Truck & Tractor Operators | 3,875 | \$20.04 | \$15.07 | \$18.54 | \$23.61 | \$41,684 |
| 15-1179 | Info Security Analyst, Web Dvlpr, & Cptr Netwk Architect | 7,840 | \$42.87 | \$34.04 | \$42.42 | \$51.83 | \$89,181 |
| 43-4199 | Information & Record Clerks, All Other | | \$19.37 | \$16.09 | \$18.97 | \$22.40 | \$40,273 |
| 51-9061 | Inspectors, Testers, Sorters, Samplers, & Weighers | 5,424 | \$26.19 | \$19.70 | \$28.65 | \$33.21 | \$54,486 |
| 49-9799 | Installation, Maintenance, & Repair Workers, All Other | 1,081 | \$24.69 | \$17.62 | \$24.30 | \$30.15 | \$51,349 |
| 25-9031 | Instructional Coordinators | 1,075 | \$30.77 | \$25.56 | \$30.48 | \$35.53 | \$63,999 |
| 47-2131 | Insulation Wkrs, Floor, Ceiling, & Wall | 630 | \$23.51 | \$18.53 | \$21.56 | \$26.28 | \$48,908 |
| 47-2132 | Insulation Wkrs, Mechanical | 541 | \$28.79 | \$23.09 | \$28.39 | \$35.20 | \$59,891 |
| 43-9041 | Insurance Claims & Policy Processing Clerks | 3,275 | \$19.78 | \$16.53 | \$19.87 | \$22.56 | \$41,137 |
| 41-3021 | Insurance Sales Agents | 2,946 | \$30.59 | \$19.97 | \$26.05 | \$35.28 | \$63,620 |
| 13-2053 | Insurance Underwriters | 1,168 | \$41.68 | \$32.05 | \$39.54 | \$49.08 | \$86,688 |
| 27-1025 | Interior Designers | 748 | \$26.74 | \$20.37 | \$23.83 | \$33.15 | \$55,626 |
| 29-1063 | Internists, General | | \$87.40 | \$65.09 | \$79.98 | | \$181,797 |
| 27-3091 | Interpreters & Translators | 637 | \$24.19 | \$19.19 | \$22.68 | \$28.27 | \$50,319 |
| 43-4111 | Interviewers, Not Eligibility & Loan | 2,228 | \$15.80 | \$11.27 | \$16.49 | \$19.22 | \$32,851 |
| 37-2011 | Janitors & Cleaners, Not Maids & Housekeeping Cleaners | 15,507 | \$14.52 | \$10.81 | \$13.82 | \$17.57 | \$30,196 |
| 51-9071 | Jewelers & Precious Stone & Metal Wkrs | 174 | \$20.60 | \$15.03 | \$18.88 | \$24.59 | \$42,840 |
| 23-1023 | Judges, Magistrate Judges, & Magistrates | 272 | | | | | |
| 23-1012 | Judicial Law Clerks | | \$28.45 | \$23.43 | \$23.94 | \$32.33 | \$59,173 |
| 25-2012 | Kindergarten Teachers, Not Special Education | 1,186 | | | | | \$53,553 |
| 53-7062 | Laborers & Freight, Stock, & Material Movers, Hand | 19,533 | \$15.90 | \$11.00 | \$14.02 | \$18.53 | \$33,084 |
| 17-1012 | Landscape Architects | 542 | \$29.72 | \$22.73 | \$28.66 | \$36.06 | \$61,832 |
| 37-1012 | Landscape, Lawn, Groundskeep Wkrs, 1st-Line Supvrs/Mgrs | 975 | \$24.91 | \$18.74 | \$24.46 | \$28.68 | \$51,810 |
| 37-3011 | Landscaping & Groundskeeping Wkrs | 8,045 | \$15.79 | \$12.75 | \$15.09 | \$17.89 | \$32,861 |
| 51-4034 | Lathe Setters/Ops/Tenders, Metal/Plastic | | \$19.91 | \$13.06 | \$20.47 | \$26.12 | \$41,409 |
| 51-6011 | Laundry & Dry-Cleaning Wkrs | 1,009 | \$12.13 | \$9.85 | \$11.46 | \$14.00 | \$25,232 |
| 25-1112 | Law Teachers, Postsecondary | 152 | | | | | \$102,127 |
| 23-1011 | Lawyers | 7,069 | \$59.80 | \$38.40 | \$53.68 | \$72.53 | \$124,379 |
| 51-4192 | Lay-Out Wkrs, Metal & Plastic | | \$18.10 | \$10.13 | \$12.08 | \$24.34 | \$37,649 |
| 43-6012 | Legal Secretaries | 1,756 | \$25.28 | \$20.35 | \$25.00 | \$29.97 | \$52,583 |
| 23-2099 | Legal Support Wkrs, All Other | | \$30.62 | \$24.21 | \$27.70 | \$36.57 | \$63,704 |
| 11-1031 | Legislators | 204 | | | | | \$92,384 |
| 25-4021 | Librarians | 1,796 | \$31.23 | \$25.96 | \$31.95 | \$36.23 | \$64,954 |
| 43-4121 | Library Assistants, Clerical | | \$16.25 | \$12.89 | \$16.40 | \$19.89 | \$33,798 |
| 25-1082 | Library Science Teachers, Postsecondary | 76 | | | | | \$83,784 |
| 25-4031 | Library Technicians | 681 | \$19.75 | \$16.19 | \$19.17 | \$22.94 | \$41,085 |
| 29-2061 | Licensed Practical & Licensed Vocational Nurses | 3,159 | \$24.48 | \$21.59 | \$24.48 | \$27.48 | \$50,926 |
| 19-1099 | Life Scientists, All Other | | \$53.11 | \$35.53 | \$47.32 | \$71.81 | \$110,468 |
| 19-4099 | Life, Physical, & Social Science Technicians, A/O | | \$24.30 | \$20.05 | \$23.50 | \$28.16 | \$50,557 |
| 33-9092 | Lifeguards, Ski Patrol, Recreational Protective Svc Wkrs | 955 | \$11.89 | \$9.75 | \$11.20 | \$13.61 | \$24,737 |
| 13-2071 | Loan Counselors | 320 | \$19.04 | \$16.34 | \$18.25 | \$21.36 | \$39,607 |
| 43-4131 | Loan Interviewers & Clerks | 2,054 | \$18.10 | \$13.33 | \$17.93 | \$22.17 | \$37,638 |
| 13-2072 | Loan Officers | 2,951 | \$40.64 | \$24.81 | \$33.55 | \$46.32 | \$84,529 |
| 39-3093 | Locker Room, Coatroom, & Dressing Room Attendants | | \$10.94 | \$9.23 | \$9.82 | \$12.28 | \$22,762 |
| 49-9094 | Locksmiths & Safe Repairers | 161 | \$21.17 | \$15.64 | \$22.82 | \$27.15 | \$44,035 |
| 11-9081 | Lodging Mgrs | 188 | \$35.10 | \$26.99 | \$33.62 | \$41.49 | \$73,007 |
| 45-4022 | Logging Equipment Operators | | \$29.47 | \$21.64 | \$27.22 | \$34.00 | \$61,306 |

| SOC Code | Seattle-Bellevue-Everett, WA MD Occupational Title | Estimated Employment | Average Wage | Percentiles 25th | Percentiles 50th | Percentiles 75th | Annual Wage |
|----------|--|----------------------|--------------|------------------|------------------|------------------|-------------|
| 13-1081 | Logisticians | | \$40.40 | \$31.78 | \$38.29 | \$45.74 | \$84,033 |
| 53-7063 | Machine Feeders & Offbearers | 455 | \$14.67 | \$11.74 | \$14.80 | \$17.37 | \$30,502 |
| 51-4041 | Machinists | 2,386 | \$26.44 | \$20.25 | \$24.79 | \$32.71 | \$54,985 |
| 37-2012 | Maids & Housekeeping Cleaners | 6,872 | \$12.28 | \$9.79 | \$11.64 | \$14.11 | \$25,548 |
| 43-9051 | Mail Clerks & Mail Machine Ops, Not Postal Svc | 1,032 | \$14.64 | \$10.77 | \$13.55 | \$17.86 | \$30,454 |
| 49-9071 | Maintenance & Repair Workers, General | 10,918 | \$20.74 | \$15.77 | \$19.76 | \$25.81 | \$43,142 |
| 49-9043 | Maintenance Wkrs, Machinery | 408 | \$23.56 | \$20.06 | \$23.23 | \$28.10 | \$49,002 |
| 13-1111 | Management Analysts | 8,387 | \$44.89 | \$32.04 | \$41.82 | \$54.32 | \$93,390 |
| 39-5092 | Manicurists & Pedicurists | 1,274 | \$12.65 | \$9.94 | \$10.84 | \$15.25 | \$26,308 |
| 17-2121 | Marine Engineers & Naval Architects | 289 | \$42.19 | \$34.87 | \$41.19 | \$47.02 | \$87,768 |
| 13-1161 | Market Research Analysts | 7,890 | \$40.65 | \$26.95 | \$39.87 | \$53.50 | \$84,555 |
| 11-2021 | Marketing Mgrs | 5,040 | \$64.07 | \$47.76 | \$61.04 | \$76.27 | \$133,260 |
| 21-1013 | Marriage & Family Therapists | 256 | \$19.93 | \$16.26 | \$18.71 | \$23.09 | \$41,438 |
| 31-9011 | Massage Therapists | 1,649 | \$25.25 | \$19.11 | \$25.19 | \$31.63 | \$52,522 |
| 25-1022 | Mathematical Science Teachers, Postsecondary | 332 | | | | | \$86,403 |
| 15-2099 | Mathematical Scientists, All Other | | \$22.21 | \$20.46 | \$21.90 | \$23.34 | \$46,190 |
| 15-2091 | Mathematical Technicians | | \$22.68 | \$19.10 | \$20.80 | \$22.50 | \$47,185 |
| 15-2021 | Mathematicians | | \$44.80 | \$31.44 | \$40.15 | \$62.75 | \$93,185 |
| 51-3022 | Meat, Poultry, & Fish Cutters & Trimmers | 1,323 | \$14.86 | \$9.94 | \$12.65 | \$18.74 | \$30,915 |
| 49-9011 | Mechanical Door Repairers | 195 | \$20.91 | \$16.10 | \$21.26 | \$25.90 | \$43,495 |
| 17-3013 | Mechanical Drafters | 1,983 | \$35.82 | \$29.69 | \$36.20 | \$42.60 | \$74,512 |
| 17-3027 | Mechanical Engineering Technicians | 613 | \$28.36 | \$23.72 | \$27.89 | \$33.28 | \$58,998 |
| 17-2141 | Mechanical Engineers | 3,151 | \$44.40 | \$35.49 | \$43.16 | \$52.71 | \$92,351 |
| 49-1011 | Mechanics, Installers, Repairers, 1st-Ln Sprvs/Mgrs | 3,871 | \$34.49 | \$26.85 | \$33.02 | \$41.07 | \$71,742 |
| 27-4099 | Media & Communication Equipment Wkrs, All Other | 109 | \$30.04 | \$16.51 | \$28.78 | \$41.72 | \$62,485 |
| 27-3099 | Media & Communication Wkrs, All Other | 803 | \$23.64 | \$14.90 | \$24.97 | \$28.70 | \$49,173 |
| 29-2012 | Medical & Clinical Laboratory Technicians | 1,068 | \$21.26 | \$16.85 | \$20.02 | \$23.91 | \$44,228 |
| 29-2011 | Medical & Clinical Laboratory Technologists | 1,543 | \$30.87 | \$26.52 | \$31.15 | \$35.15 | \$64,207 |
| 11-9111 | Medical & Health Svcs Mgrs | | \$55.88 | \$40.92 | \$50.91 | \$63.41 | \$116,222 |
| 21-1022 | Medical & Public Health Social Wkrs | 1,367 | \$28.38 | \$23.03 | \$28.35 | \$33.75 | \$59,031 |
| 51-9082 | Medical Appliance Technicians | | \$19.34 | \$17.57 | \$19.97 | \$21.84 | \$40,230 |
| 31-9092 | Medical Assistants | 5,689 | \$18.10 | \$15.89 | \$17.65 | \$20.25 | \$37,640 |
| 31-9093 | Medical Equipment Preparers | 957 | \$16.32 | \$13.00 | \$16.37 | \$18.81 | \$33,936 |
| 49-9062 | Medical Equipment Repairers | 596 | \$24.53 | \$18.11 | \$24.39 | \$30.92 | \$51,014 |
| 29-2071 | Medical Records & Health Information Technicians | 2,201 | \$20.19 | \$15.96 | \$18.73 | \$23.47 | \$41,999 |
| 19-1042 | Medical Scientists, Not Epidemiologists | 3,991 | \$36.09 | \$23.12 | \$29.98 | \$41.85 | \$75,073 |
| 43-6013 | Medical Secretaries | 7,370 | \$20.57 | \$17.29 | \$20.30 | \$23.67 | \$42,793 |
| 31-9094 | Medical Transcriptionists | 888 | \$17.22 | \$10.52 | \$18.32 | \$21.75 | \$35,824 |
| 13-1121 | Meeting & Convention Planners | 794 | \$23.53 | \$18.63 | \$21.74 | \$27.59 | \$48,946 |
| 21-1023 | Mental Health & Substance Abuse Social Wkrs | | \$23.53 | \$18.78 | \$24.42 | \$27.60 | \$48,941 |
| 21-1014 | Mental Health Counselors | 1,700 | \$21.84 | \$17.21 | \$20.95 | \$25.82 | \$45,433 |
| 27-1026 | Merchandise Displayers & Window Trimmers | 949 | \$16.55 | \$13.30 | \$16.08 | \$19.42 | \$34,439 |
| 51-4199 | Metal Wkrs & Plastic Wkrs, All Other | 278 | \$18.51 | \$12.68 | \$17.06 | \$22.91 | \$38,492 |
| 51-4051 | Metal-Refining Furnace Operators & Tenders | | \$31.03 | \$18.47 | \$37.85 | \$42.10 | \$64,543 |
| 43-5041 | Meter Readers, Utilities | 188 | \$24.60 | \$20.97 | \$23.46 | \$27.53 | \$51,161 |
| 11-9199 | Mgrs, All Other | 4,583 | \$52.70 | \$41.36 | \$51.56 | \$62.52 | \$109,631 |
| 19-1022 | Microbiologists | 250 | \$32.26 | \$23.13 | \$28.92 | \$38.80 | \$67,121 |
| 25-2022 | Middle School Teachers (Not Special Ed & Vocational) | 3,675 | | | | | \$59,879 |
| 51-4035 | Milling/Planing Mach Setters, Ops/Tenders, Mtl/Plastic | | \$26.61 | \$19.02 | \$29.61 | \$33.36 | \$55,353 |
| 49-9044 | Millwrights | 708 | \$35.23 | \$31.69 | \$35.26 | \$39.97 | \$73,266 |
| 17-2151 | Mining & Geological Engineers (Inc Mining Safety) | 18 | \$43.70 | \$37.72 | \$42.39 | \$48.07 | \$90,893 |
| 51-9023 | Mixing & Blending Machine Setters, Ops, & Tenders | 445 | \$18.17 | \$12.94 | \$16.69 | \$22.32 | \$37,797 |
| 49-3042 | Mobile Heavy Equipment Mechanics, Not Engines | 1,085 | \$28.84 | \$23.34 | \$27.95 | \$34.59 | \$59,987 |
| 51-4061 | Model Makers, Metal & Plastic | | \$29.17 | \$25.16 | \$30.55 | \$34.60 | \$60,663 |
| 51-4072 | Mold/Coremaking/Casting Mach Set/Op/Tend, Mtl/Plastic | 390 | \$16.01 | \$12.36 | \$14.68 | \$18.92 | \$33,306 |
| 51-9195 | Molders, Shapers, & Casters, Not Metal & Plastic | 356 | \$17.00 | \$12.70 | \$16.39 | \$21.12 | \$35,340 |
| 53-3099 | Motor Vehicle Operators, All Other | | \$17.32 | \$10.18 | \$14.26 | \$25.12 | \$36,023 |
| 49-3051 | Motorboat Mechanics | 345 | \$20.12 | \$11.92 | \$16.91 | \$23.22 | \$41,837 |
| 53-5022 | Motorboat Operators | | \$30.27 | \$27.28 | \$28.94 | \$31.77 | \$62,971 |
| 49-3052 | Motorcycle Mechanics | | \$21.80 | \$18.91 | \$22.06 | \$25.74 | \$45,338 |
| 27-1014 | Multi-Media Artists & Animators | 2,090 | \$32.92 | \$21.93 | \$29.65 | \$42.50 | \$68,485 |
| 51-4081 | Multiple Machine Tool Setters/Ops/Tenders, Mtl/Plastic | 264 | | | | | |

| SOC Code | Seattle-Bellevue-Everett, WA MD Occupational Title | Estimated Employment | Average Wage | Percentiles 25th | Percentiles 50th | Percentiles 75th | Annual Wage |
|----------|---|----------------------|--------------|------------------|------------------|------------------|-------------|
| 25-4013 | Museum Technicians & Conservators | 199 | \$21.62 | \$17.35 | \$20.71 | \$23.14 | \$44,969 |
| 27-2041 | Music Directors & Composers | 64 | \$35.03 | \$21.82 | \$28.82 | \$36.77 | \$72,854 |
| 49-9063 | Musical Instrument Repairers & Tuners | | \$14.67 | \$12.17 | \$14.45 | \$17.12 | \$30,524 |
| 27-2042 | Musicians & Singers | 468 | \$31.37 | \$18.03 | \$30.42 | \$42.30 | |
| 11-9121 | Natural Sciences Mgrs | 894 | \$64.72 | \$47.99 | \$59.72 | \$75.07 | \$134,621 |
| 15-1142 | Network & Computer Systems Administrators | 5,221 | \$37.96 | \$30.60 | \$37.12 | \$44.71 | \$78,953 |
| 43-4141 | New Accounts Clerks | 404 | \$18.14 | \$15.67 | \$17.65 | \$20.32 | \$37,719 |
| 39-2021 | Nonfarm Animal Caretakers | 1,515 | \$12.13 | \$9.58 | \$10.96 | \$12.95 | \$25,228 |
| 41-1012 | Non-Retail Sales Wkrs, 1st-Line spvrs/Mgrs of | 3,799 | \$40.93 | \$27.84 | \$37.77 | \$52.86 | \$85,153 |
| 29-2033 | Nuclear Medicine Technologists | 166 | \$41.82 | \$36.96 | \$42.26 | \$47.55 | \$86,980 |
| 51-4012 | Numerical Tool & Process Control Programmers | 682 | \$33.27 | \$29.64 | \$33.45 | \$38.10 | \$69,192 |
| 31-1012 | Nursing Aides, Orderlies, & Attendants | 9,041 | \$14.93 | \$12.56 | \$14.33 | \$17.10 | \$31,039 |
| 25-1072 | Nursing Instructors & Teachers, Postsecondary | 543 | | | | | \$72,693 |
| 29-1064 | Obstetricians & Gynecologists | | \$119.94 | | | | \$249,483 |
| 29-9011 | Occupational Health & Safety Specialists | 658 | \$36.16 | \$29.82 | \$35.25 | \$42.78 | \$75,228 |
| 29-9012 | Occupational Health & Safety Technicians | 40 | \$24.22 | \$19.58 | \$24.56 | \$30.09 | \$50,384 |
| 31-2012 | Occupational Therapist Aides | | \$18.49 | \$14.95 | \$19.58 | \$22.07 | \$38,467 |
| 31-2011 | Occupational Therapist Assistants | 174 | \$27.52 | \$23.99 | \$27.15 | \$31.23 | \$57,232 |
| 29-1122 | Occupational Therapists | 897 | \$36.21 | \$31.45 | \$37.52 | \$42.17 | \$75,313 |
| 43-1011 | Office & Admin Support Wkrs, 1st-Line spvrs/Mgrs of | 12,182 | \$28.38 | \$21.51 | \$27.15 | \$33.94 | \$59,034 |
| 43-9799 | Office & Administrative Support Workers, All Other | 4,244 | \$18.06 | \$14.61 | \$17.87 | \$21.35 | \$37,566 |
| 43-9061 | Office Clerks, General | 21,102 | \$16.33 | \$12.51 | \$15.46 | \$18.97 | \$33,976 |
| 43-9071 | Office Machine Operators, Not Computer | 629 | \$15.65 | \$11.23 | \$15.11 | \$19.87 | \$32,550 |
| 47-2073 | Operating Engineers/Construction Equipment Ops | 1,900 | \$29.79 | \$24.18 | \$30.80 | \$35.13 | \$61,945 |
| 15-2031 | Operations Research Analysts | | \$42.85 | \$35.08 | \$41.51 | \$48.20 | \$89,136 |
| 51-9083 | Ophthalmic Laboratory Technicians | 440 | \$19.26 | \$16.65 | \$20.26 | \$22.13 | \$40,052 |
| 29-2081 | Opticians, Dispensing | 514 | \$25.94 | \$20.95 | \$24.30 | \$27.54 | \$53,968 |
| 29-1041 | Optometrists | | \$53.26 | \$49.08 | \$53.03 | \$56.98 | \$110,793 |
| 43-4151 | Order Clerks | 4,308 | \$18.14 | \$13.81 | \$17.54 | \$22.04 | \$37,737 |
| 29-2091 | Orthotists & Prosthetists | | \$32.67 | \$23.18 | \$29.93 | \$42.23 | \$67,948 |
| 49-3053 | Outdoor Power Equipment & Other Small Engine Mechanics | | \$17.90 | \$14.79 | \$16.98 | \$19.03 | \$37,237 |
| 51-9111 | Packaging & Filling Machine Operators & Tenders | 1,200 | \$16.30 | \$11.68 | \$14.46 | \$19.71 | \$33,903 |
| 53-7064 | Packers & Packagers, Hand | 6,856 | \$11.97 | \$9.23 | \$9.72 | \$13.38 | \$24,888 |
| 47-3014 | Painter, Paperhanger, Plasterer, Stucco Helpers | | \$14.21 | \$12.84 | \$13.85 | \$14.85 | \$29,559 |
| 47-2141 | Painters, Construction & Maintenance | 3,291 | \$19.66 | \$15.93 | \$18.22 | \$24.04 | \$40,889 |
| 51-9122 | Painters, Transportation Equipment | 981 | \$26.04 | \$18.36 | \$28.05 | \$33.14 | \$54,161 |
| 51-9123 | Painting, Coating, & Decorating Wkrs | 283 | \$16.86 | \$12.74 | \$14.86 | \$20.25 | \$35,071 |
| 51-9196 | Paper Goods Machine Setters, Operators, & Tenders | 432 | \$18.69 | \$12.57 | \$17.19 | \$22.54 | \$38,878 |
| 23-2011 | Paralegals & Legal Assistants | 3,965 | \$25.78 | \$18.15 | \$24.72 | \$31.86 | \$53,619 |
| 53-6021 | Parking Lot Attendants | 2,676 | \$12.27 | \$10.15 | \$11.27 | \$13.82 | \$25,525 |
| 41-2022 | Parts Salespersons | 1,936 | \$17.33 | \$13.50 | \$17.42 | \$20.91 | \$36,065 |
| 47-2071 | Paving, Surfacing, & Tamping Equipment Operators | 275 | \$20.26 | \$13.81 | \$18.53 | \$26.48 | \$42,134 |
| 43-3051 | Payroll & Timekeeping Clerks | 1,531 | \$22.51 | \$19.38 | \$21.99 | \$26.02 | \$46,826 |
| 29-1065 | Pediatricians, General | 489 | \$81.11 | \$64.62 | \$73.97 | | \$168,705 |
| 39-9021 | Personal & Home Care Aides | 8,995 | \$11.44 | \$10.24 | \$11.11 | \$12.18 | \$23,787 |
| 39-9099 | Personal Care & Svc Wkrs, All Other | 454 | \$13.46 | \$11.90 | \$13.18 | \$14.37 | \$27,987 |
| 13-2052 | Personal Financial Advisors | 2,105 | \$34.81 | \$20.94 | \$29.04 | \$42.04 | \$72,404 |
| 39-1021 | Personal Svc Wkrs, 1st-Line Supervisors/Mgrs of | 2,018 | \$21.85 | \$15.92 | \$21.22 | \$26.72 | \$45,447 |
| 37-2021 | Pest Control Wkrs | 252 | \$20.89 | \$15.29 | \$20.59 | \$25.52 | \$43,451 |
| 37-3012 | Pesticide Handlers, Sprayers, & Applicators, Vegetation | | \$17.21 | \$12.99 | \$15.02 | \$21.43 | \$35,786 |
| 29-1051 | Pharmacists | 2,717 | \$53.60 | \$49.80 | \$54.32 | \$59.19 | \$111,495 |
| 31-9095 | Pharmacy Aides | 258 | \$12.99 | \$10.69 | \$12.74 | \$14.41 | \$27,015 |
| 29-2052 | Pharmacy Technicians | 3,181 | \$19.41 | \$16.87 | \$19.02 | \$21.89 | \$40,371 |
| 25-1126 | Philosophy & Religion Teachers, Postsecondary | 328 | | | | | \$62,236 |
| 27-4021 | Photographers | 706 | \$20.63 | \$10.76 | \$19.53 | \$30.32 | \$42,900 |
| 51-9151 | Photographic Process Wkrs & Processing Machine Ops | 326 | \$17.50 | \$13.29 | \$16.14 | \$20.99 | \$36,410 |
| 29-1069 | Phys/Surgeons, A/O (Cardiologists, Dermatologists, etc) | 2,527 | \$90.15 | \$57.15 | | | \$187,513 |
| 19-2099 | Physical Scientists, All Other | | \$44.08 | \$34.81 | \$43.89 | \$53.78 | \$91,688 |
| 31-2022 | Physical Therapist Aides | 354 | \$13.56 | \$11.80 | \$13.39 | \$15.01 | \$28,210 |
| 31-2021 | Physical Therapist Assistants | 448 | \$26.97 | \$23.36 | \$27.16 | \$31.30 | \$56,100 |
| 29-1123 | Physical Therapists | 1,881 | \$38.13 | \$32.79 | \$37.50 | \$43.43 | \$79,305 |
| 29-1071 | Physician Assistants | 1,089 | \$50.39 | \$42.91 | \$50.37 | \$58.66 | \$104,803 |

| SOC Code | Seattle-Bellevue-Everett, WA MD Occupational Title | Estimated Employment | Average Wage | Percentiles | | | Annual Wage |
|----------|--|----------------------|--------------|-------------|---------|---------|-------------|
| | | | | 25th | 50th | 75th | |
| 19-2012 | Physicists | 387 | \$55.29 | \$35.33 | \$58.71 | \$72.07 | \$115,012 |
| 25-1054 | Physics Teachers, Postsecondary | 181 | | | | | \$88,027 |
| 47-2072 | Pile-Driver Operators | | \$31.84 | \$30.79 | \$32.80 | \$34.79 | \$66,231 |
| 47-3015 | Pipelayer, Plumber, Pipefitter, Steamfitter Helpers | 228 | \$14.82 | \$12.36 | \$14.00 | \$16.80 | \$30,836 |
| 47-2151 | Pipelayers | 423 | \$26.78 | \$23.21 | \$27.53 | \$32.09 | \$55,691 |
| 51-8099 | Plant & System Operators, All Other | 67 | \$26.25 | \$23.61 | \$28.73 | \$32.23 | \$54,608 |
| 47-2161 | Plasterers & Stucco Masons | | \$23.78 | \$20.36 | \$24.26 | \$27.18 | \$49,480 |
| 51-4193 | Plating/Coating Machine Setters/Ops/Tenders, Mtl/Plastic | 275 | \$16.13 | \$12.72 | \$14.69 | \$18.73 | \$33,554 |
| 47-2152 | Plumbers, Pipefitters, & Steamfitters | 3,042 | \$32.06 | \$25.01 | \$31.95 | \$39.36 | \$66,696 |
| 29-1081 | Podiatrists | 64 | \$82.67 | \$63.32 | \$81.84 | | \$171,965 |
| 33-1012 | Police & Detectives, 1st-Line Supervisors/Mgrs of | 775 | \$47.03 | \$39.71 | \$46.93 | \$54.29 | \$97,821 |
| 33-3051 | Police & Sheriff's Patrol Officers | 3,283 | \$35.40 | \$31.15 | \$35.33 | \$41.32 | \$73,631 |
| 43-5031 | Police, Fire, & Ambulance Dispatchers | 480 | \$25.49 | \$21.76 | \$25.14 | \$28.27 | \$53,024 |
| 25-1065 | Political Science Teachers, Postsecondary | 224 | | | | | \$83,761 |
| 19-3094 | Political Scientists | | \$35.17 | \$25.43 | \$32.22 | \$35.82 | \$73,165 |
| 43-5051 | Postal Svc Clerks | 540 | \$25.62 | \$25.88 | \$25.89 | \$25.89 | \$53,293 |
| 43-5052 | Postal Svc Mail Carriers | 2,577 | \$26.06 | \$25.57 | \$27.06 | \$27.07 | \$54,205 |
| 43-5053 | Postal Svc Mail Sorters/Processors/Processing Mach Ops | 1,677 | \$25.29 | \$25.35 | \$25.88 | \$25.89 | \$52,608 |
| 11-9131 | Postmasters & Mail Superintendents | 45 | \$39.22 | \$32.80 | \$39.27 | \$46.90 | \$81,578 |
| 25-1199 | Postsecondary Teachers, All Other | 579 | | | | | \$76,503 |
| 51-4052 | Pourers & Casters, Metal | 29 | \$13.95 | \$12.46 | \$13.87 | \$15.96 | \$29,022 |
| 51-8012 | Power Distributors & Dispatchers | 123 | \$42.47 | \$34.69 | \$41.48 | \$50.82 | \$88,328 |
| 51-8013 | Power Plant Operators | 181 | \$39.20 | \$32.81 | \$37.95 | \$43.54 | \$81,525 |
| 49-9069 | Precision Instrument & Equipment Repairers, A/O | 435 | \$31.25 | \$26.88 | \$32.08 | \$36.24 | \$65,013 |
| 51-5111 | Prepress Technicians & Workers | | \$18.81 | \$12.89 | \$18.17 | \$23.55 | \$39,136 |
| 25-2011 | Preschool Teachers, Not Special Education | 3,000 | \$15.32 | \$12.79 | \$14.56 | \$17.33 | \$31,860 |
| 51-6021 | Pressers, Textile, Garment, & Related Materials | 659 | \$14.30 | \$11.80 | \$14.68 | \$16.79 | \$29,761 |
| 51-5113 | Print Binding & Finishing Workers | 171 | \$16.06 | \$12.89 | \$15.61 | \$18.44 | \$33,402 |
| 51-5112 | Printing Press Operators | 853 | \$19.35 | \$14.86 | \$18.38 | \$23.30 | \$40,259 |
| 33-9021 | Private Detectives & Investigators | 182 | \$30.95 | \$25.66 | \$31.28 | \$35.36 | \$64,387 |
| 43-3061 | Procurement Clerks | 620 | \$19.39 | \$16.04 | \$19.37 | \$22.60 | \$40,319 |
| 27-2012 | Producers & Directors | 899 | \$37.10 | \$24.63 | \$33.51 | \$44.94 | \$77,172 |
| 51-1011 | Production & Operating Wkrs, 1st-Line spvrs/Mgrs of | 4,375 | \$32.57 | \$24.56 | \$32.58 | \$40.92 | \$67,747 |
| 51-9399 | Production Workers, All Other | 1,855 | \$18.06 | \$11.06 | \$14.41 | \$24.58 | \$37,561 |
| 43-5061 | Production, Planning, & Expediting Clerks | 2,878 | \$24.84 | \$18.87 | \$23.11 | \$29.49 | \$51,669 |
| 43-9081 | Proofreaders & Copy Markers | 63 | \$19.63 | \$16.43 | \$18.74 | \$22.63 | \$40,827 |
| 11-9141 | Property, Real Estate, & Community Association Mgrs | 2,508 | \$36.63 | \$24.20 | \$30.43 | \$45.15 | \$76,185 |
| 33-1099 | Protective Svc Wkrs A/O, 1st-Line spvrs/Mgrs of | 791 | \$24.47 | \$13.84 | \$23.94 | \$33.61 | \$50,916 |
| 33-9099 | Protective Svc Wkrs, All Other | 351 | \$22.55 | \$17.01 | \$22.99 | \$27.45 | \$46,922 |
| 31-1013 | Psychiatric Aides | | \$12.78 | \$10.71 | \$11.83 | \$14.06 | \$26,597 |
| 29-2053 | Psychiatric Technicians | 176 | \$21.97 | \$17.17 | \$20.98 | \$26.59 | \$45,695 |
| 29-1066 | Psychiatrists | 163 | \$81.67 | \$67.89 | \$80.60 | | \$169,874 |
| 19-3039 | Psychologists, All Other | 175 | \$33.91 | \$21.95 | \$32.61 | \$46.77 | \$70,520 |
| 25-1066 | Psychology Teachers, Postsecondary | 377 | | | | | \$65,507 |
| 27-3012 | Public Address System & Other Announcers | 88 | \$22.85 | \$9.60 | \$17.47 | \$34.26 | \$47,545 |
| 11-2031 | Public Relations Mgrs | 1,282 | \$51.51 | \$38.67 | \$50.29 | \$62.85 | \$107,138 |
| 27-3031 | Public Relations Specialists | 3,248 | \$29.53 | \$21.19 | \$27.63 | \$36.48 | \$61,412 |
| 13-1021 | Purchasing Agents & Buyers, Farm Products | 124 | \$27.40 | \$22.30 | \$27.02 | \$32.47 | \$56,993 |
| 13-1023 | Purchasing Agents (Not Wholesale/Retail/Farm Prodcnts) | 5,349 | \$34.77 | \$27.09 | \$34.54 | \$42.61 | \$72,315 |
| 11-3061 | Purchasing Mgrs | 1,226 | \$55.05 | \$40.57 | \$53.05 | \$66.53 | \$114,495 |
| 29-1124 | Radiation Therapists | | \$47.69 | \$41.50 | \$47.59 | \$54.58 | \$99,208 |
| 27-3011 | Radio & Television Announcers | 245 | \$29.85 | \$12.40 | \$18.90 | \$36.67 | \$62,088 |
| 49-2021 | Radio Mechanics | | \$31.90 | \$23.92 | \$36.76 | \$41.86 | \$66,355 |
| 29-2037 | Radiologic Technologists & Technicians | 1,975 | \$33.93 | \$28.70 | \$33.61 | \$39.53 | \$70,567 |
| 49-3043 | Rail Car Repairers | | \$24.08 | \$18.78 | \$23.98 | \$29.08 | \$50,102 |
| 41-9021 | Real Estate Brokers | | \$41.14 | \$20.92 | \$29.00 | \$54.27 | \$85,572 |
| 41-9022 | Real Estate Sales Agents | 1,780 | \$23.23 | \$13.69 | \$19.27 | \$26.13 | \$48,324 |
| 43-4171 | Receptionists & Information Clerks | 10,409 | \$14.67 | \$12.22 | \$14.32 | \$16.95 | \$30,514 |
| 25-1193 | Recreation & Fitness Studies Teachers, Postsecondary | 120 | | | | | \$50,399 |
| 39-9032 | Recreation Wkrs | 2,412 | \$14.06 | \$9.93 | \$12.29 | \$15.64 | \$29,247 |
| 29-1125 | Recreational Therapists | 120 | \$25.22 | \$17.68 | \$25.74 | \$32.70 | \$52,461 |
| 53-7081 | Refuse & Recyclable Material Collectors | 1,067 | \$22.48 | \$19.59 | \$22.60 | \$26.39 | \$46,761 |

| SOC Code | Seattle-Bellevue-Everett, WA MD Occupational Title | Estimated Employment | Average Wage | Percentiles | | | Annual Wage |
|----------|--|----------------------|--------------|-------------|---------|---------|-------------|
| | | | | 25th | 50th | 75th | |
| 29-1111 | Registered Nurses | 22,650 | \$38.17 | \$31.68 | \$38.50 | \$44.34 | \$79,384 |
| 21-1015 | Rehabilitation Counselors | 3,443 | \$22.57 | \$16.91 | \$21.82 | \$26.79 | \$46,935 |
| 47-2171 | Reinforcing Iron & Rebar Wkrs | | \$35.13 | \$31.91 | \$36.10 | \$40.99 | \$73,072 |
| 21-2099 | Religious Wkrs, All Other | | \$23.72 | \$19.76 | \$24.52 | \$29.63 | \$49,351 |
| 27-3022 | Reporters & Correspondents | | \$24.01 | \$13.25 | \$17.53 | \$30.01 | \$49,935 |
| 43-4181 | Reservation/Transportation Ticket Agents/Travel Clerks | 1,444 | \$15.93 | \$12.70 | \$14.78 | \$19.67 | \$33,131 |
| 39-9041 | Residential Advisors | 403 | \$14.34 | \$11.19 | \$13.97 | \$17.09 | \$29,823 |
| 29-1126 | Respiratory Therapists | 702 | \$32.13 | \$27.54 | \$32.30 | \$36.33 | \$66,839 |
| 29-2054 | Respiratory Therapy Technicians | 54 | \$25.45 | \$18.56 | \$26.24 | \$32.30 | \$52,933 |
| 41-1011 | Retail Sales Wkrs, 1st-Line Supervisors/Mgrs of | 9,777 | \$22.68 | \$16.94 | \$20.72 | \$25.20 | \$47,166 |
| 41-2031 | Retail Salespersons | 44,106 | \$14.36 | \$10.05 | \$12.00 | \$15.76 | \$29,856 |
| 49-9096 | Riggers | | \$24.61 | \$17.81 | \$22.96 | \$31.54 | \$51,181 |
| 51-4023 | Rolling Machine Setters, Ops, & Tenders, Mtl/Plastic | 356 | \$20.85 | \$17.06 | \$20.54 | \$23.02 | \$43,369 |
| 47-2181 | Roofers | 1,684 | \$22.11 | \$13.99 | \$20.41 | \$27.84 | \$45,996 |
| 53-5011 | Sailors & Marine Oilers | 1,289 | \$23.44 | \$22.11 | \$23.77 | \$24.49 | \$48,755 |
| 41-9799 | Sales & Related Workers, All Other | 2,990 | \$20.43 | \$12.38 | \$18.57 | \$26.44 | \$42,499 |
| 41-9031 | Sales Engineers | 1,259 | \$55.56 | \$39.42 | \$49.36 | \$64.53 | \$115,563 |
| 11-2022 | Sales Mgrs | 5,161 | \$66.91 | \$44.09 | \$60.11 | \$81.65 | \$139,169 |
| 41-3099 | Sales Reps, Svcs, All Other | 7,874 | \$30.84 | \$18.09 | \$27.43 | \$38.79 | \$64,151 |
| 41-4012 | Sales Reps, Wholesale/Manuf (Not Tech/Sci Prdcts) | 17,214 | \$33.64 | \$21.58 | \$30.70 | \$43.45 | \$69,974 |
| 41-4011 | Sales Reps, Wholesale/Manuf, Tech.Scientific Prdcts | 6,088 | \$43.58 | \$27.99 | \$39.07 | \$52.21 | \$90,646 |
| 51-7041 | Sawing Machine Setters, Ops, & Tenders, Wood | 228 | \$17.11 | \$14.43 | \$16.68 | \$19.19 | \$35,592 |
| 25-2031 | Secondary School Teachers (Not Special/Voc Ed) | 5,131 | | | | | \$60,966 |
| 43-6014 | Secretaries, Not Legal, Medical, & Executive | 13,466 | \$19.58 | \$16.42 | \$19.70 | \$22.69 | \$40,731 |
| 41-3031 | Securities, Commodities, & Financial Svcs Sales Agents | 2,952 | \$41.17 | \$18.06 | \$28.18 | \$56.60 | \$85,624 |
| 49-2098 | Security & Fire Alarm Systems Installers | 551 | \$23.49 | \$18.14 | \$24.62 | \$27.70 | \$48,841 |
| 33-9032 | Security Guards | 8,058 | \$19.27 | \$12.53 | \$16.60 | \$22.08 | \$40,080 |
| 25-3021 | Self-Enrichment Education Teachers | 2,784 | \$21.63 | \$13.94 | \$20.32 | \$28.06 | \$44,987 |
| 51-9012 | Separating & Filtering Machine Setters/Ops/Tndrs | 238 | \$23.33 | \$18.68 | \$24.34 | \$27.10 | \$48,520 |
| 47-4071 | Septic Tank Svcs & Sewer Pipe Cleaners | 322 | \$22.37 | \$17.19 | \$22.72 | \$27.32 | \$46,535 |
| 27-1027 | Set & Exhibit Designers | 79 | \$25.92 | \$18.24 | \$20.96 | \$30.18 | \$53,917 |
| 51-6031 | Sewing Machine Operators | 789 | \$11.83 | \$9.82 | \$10.94 | \$12.14 | \$24,601 |
| 47-2211 | Sheet Metal Wkrs | 1,275 | \$28.65 | \$20.47 | \$29.71 | \$36.61 | \$59,585 |
| 53-5031 | Ship Engineers | 480 | \$39.51 | \$32.68 | \$39.97 | \$44.31 | \$82,196 |
| 43-5071 | Shipping, Receiving, & Traffic Clerks | 7,113 | \$18.24 | \$13.54 | \$16.56 | \$21.21 | \$37,931 |
| 51-6041 | Shoe & Leather Wkrs & Repairers | | \$13.66 | \$10.91 | \$13.67 | \$16.52 | \$28,392 |
| 39-5094 | Skin Care Specialists | 570 | \$18.23 | \$9.31 | \$19.05 | \$22.33 | \$37,916 |
| 51-3023 | Slaughterers & Meat Packers | 275 | \$12.45 | \$9.66 | \$11.39 | \$13.87 | \$25,890 |
| 39-1012 | Slot Key Persons | 51 | | | | | |
| 11-9151 | Social & Community Svc Mgrs | 1,121 | \$37.06 | \$28.13 | \$34.38 | \$43.11 | \$77,073 |
| 21-1093 | Social & Human Svc Assistants | 3,227 | \$14.76 | \$11.62 | \$13.91 | \$17.26 | \$30,709 |
| 19-4061 | Social Science Research Assistants | | \$18.48 | \$15.83 | \$17.65 | \$20.41 | \$38,431 |
| 25-1069 | Social Sciences Teachers, Postsecondary, A/O | 50 | | | | | \$68,853 |
| 19-3099 | Social Scientists & Related Wkrs, All Other | 415 | \$34.41 | \$25.90 | \$34.40 | \$41.12 | \$71,572 |
| 21-1029 | Social Wkrs, All Other | 704 | \$22.64 | \$15.92 | \$19.76 | \$29.57 | \$47,103 |
| 25-1113 | Social Work Teachers, Postsecondary | 160 | | | | | \$81,444 |
| 19-3041 | Sociologists | 107 | \$29.20 | \$24.54 | \$27.00 | \$33.51 | \$60,730 |
| 25-1067 | Sociology Teachers, Postsecondary | 128 | | | | | \$75,077 |
| 19-1013 | Soil & Plant Scientists | 28 | \$30.80 | \$25.74 | \$32.05 | \$36.64 | \$64,052 |
| 27-4014 | Sound Engineering Technicians | | \$28.89 | \$14.36 | \$23.20 | \$33.27 | \$60,085 |
| 25-2041 | Special Ed Teachers, Preschool, Kindergarten, Elementary | 1,113 | | | | | \$59,271 |
| 25-2053 | Special Education Teachers, Middle School | 407 | | | | | \$58,797 |
| 25-2054 | Special Education Teachers, Secondary School | 669 | | | | | \$61,119 |
| 29-1127 | Speech-Language Pathologists | 1,042 | \$35.85 | \$29.60 | \$35.57 | \$42.47 | \$74,578 |
| 51-8021 | Stationary Engineers & Boiler Operators | | \$29.68 | \$26.50 | \$30.52 | \$34.43 | \$61,716 |
| 43-9111 | Statistical Assistants | 265 | \$21.58 | \$19.52 | \$21.29 | \$23.08 | \$44,887 |
| 15-2041 | Statisticians | 419 | \$36.69 | \$27.06 | \$37.02 | \$45.12 | \$76,325 |
| 43-5081 | Stock Clerks & Order Fillers | 16,531 | \$15.03 | \$10.67 | \$13.92 | \$18.63 | \$31,249 |
| 47-2022 | Stonemasons | | \$23.69 | \$18.92 | \$22.09 | \$30.70 | \$49,282 |
| 47-2221 | Structural Iron & Steel Wkrs | 605 | \$33.43 | \$27.82 | \$34.07 | \$40.19 | \$69,538 |
| 51-2041 | Structural Metal Fabricators & Fitters | 614 | \$24.37 | \$18.13 | \$22.67 | \$31.21 | \$50,672 |
| 21-1011 | Substance Abuse & Behavioral Disorder Counselors | 764 | \$19.49 | \$15.13 | \$19.54 | \$23.01 | \$40,533 |

| SOC Code | Seattle-Bellevue-Everett, WA MD Occupational Title | Estimated Employment | Average Wage | Percentiles | | | Annual Wage |
|----------|--|----------------------|--------------|-------------|---------|---------|-------------|
| | | | | 25th | 50th | 75th | |
| 29-1067 | Surgeons | 542 | \$122.01 | | | | \$253,779 |
| 29-2055 | Surgical Technologists | 988 | \$25.20 | \$21.76 | \$25.26 | \$28.56 | \$52,425 |
| 19-3022 | Survey Researchers | 79 | \$38.15 | \$25.61 | \$36.06 | \$44.39 | \$79,344 |
| 17-3031 | Surveying & Mapping Technicians | 435 | \$25.02 | \$21.30 | \$24.77 | \$28.34 | \$52,046 |
| 17-1022 | Surveyors | 349 | \$33.89 | \$28.57 | \$32.84 | \$37.57 | \$70,482 |
| 53-6031 | Svc Station Attendants | 700 | \$11.66 | \$9.55 | \$10.84 | \$12.85 | \$24,265 |
| 43-2011 | Switchboard Operators, Including Answering Svc | 924 | \$16.31 | \$12.98 | \$15.74 | \$18.81 | \$33,934 |
| 51-6052 | Tailors, Dressmakers, & Custom Sewers | 135 | \$18.91 | \$16.33 | \$19.03 | \$21.71 | \$39,341 |
| 53-7121 | Tank Car, Truck, & Ship Loaders | 123 | | | | | |
| 47-2082 | Tapers | 549 | \$22.80 | \$17.55 | \$23.67 | \$27.35 | \$47,416 |
| 13-2082 | Tax Preparers | 657 | \$19.72 | \$12.59 | \$14.75 | \$20.78 | \$41,023 |
| 53-3041 | Taxi Drivers & Chauffeurs | 2,126 | \$12.03 | \$9.32 | \$10.74 | \$13.62 | \$25,020 |
| 25-9041 | Teacher Assistants | 10,511 | | | | | \$32,407 |
| 25-3999 | Teachers, Primary, Secondary, & Adult, All Others | 7,039 | | | | | \$39,952 |
| 51-2092 | Team Assemblers | 2,926 | \$15.33 | \$11.92 | \$14.77 | \$18.17 | \$31,889 |
| 27-3042 | Tech Writers | 1,186 | \$41.19 | \$33.71 | \$41.82 | \$50.21 | \$85,672 |
| 49-2022 | Telecom Equipment Installers & Repairers (Not Line) | 2,207 | \$26.77 | \$20.64 | \$27.32 | \$33.20 | \$55,683 |
| 49-9052 | Telecommunications Line Installers & Repairers | 1,319 | \$24.71 | \$21.26 | \$25.67 | \$28.44 | \$51,392 |
| 41-9041 | Telemarketers | 2,358 | \$12.62 | \$9.69 | \$11.33 | \$13.87 | \$26,255 |
| 43-3071 | Tellers | 4,350 | \$13.94 | \$12.23 | \$13.61 | \$15.10 | \$29,004 |
| 51-6062 | Textile Cutting Machine Setters, Ops, & Tenders | | \$15.07 | \$13.39 | \$15.62 | \$17.42 | \$31,335 |
| 51-6099 | Textile, Apparel, & Furnishings Wkrs, All Other | | \$13.18 | \$11.97 | \$13.18 | \$14.38 | \$27,404 |
| 47-2044 | Tile & Marble Setters | 280 | \$26.27 | \$19.71 | \$28.01 | \$33.28 | \$54,648 |
| 49-3093 | Tire Repairers & Changers | 841 | \$16.33 | \$12.23 | \$16.29 | \$20.32 | \$33,949 |
| 23-2093 | Title Examiners, Abstractors, & Searchers | 695 | \$24.66 | \$19.22 | \$22.77 | \$31.27 | \$51,285 |
| 51-4111 | Tool & Die Makers | 998 | \$30.77 | \$29.77 | \$32.48 | \$35.19 | \$64,009 |
| 51-4194 | Tool Grinders, Filers, & Sharpeners | | \$27.86 | \$21.42 | \$30.47 | \$34.01 | \$57,947 |
| 39-7011 | Tour Guides & Escorts | 299 | \$12.84 | \$9.94 | \$11.47 | \$14.37 | \$26,723 |
| 53-6041 | Traffic Technicians | 29 | \$24.68 | \$19.87 | \$21.93 | \$32.19 | \$51,325 |
| 11-3131 | Training & Development Managers | 463 | \$52.20 | \$41.27 | \$49.62 | \$61.84 | \$108,566 |
| 13-1151 | Training & Development Specialists | 2,408 | \$36.83 | \$28.79 | \$36.79 | \$44.28 | \$76,618 |
| 53-6051 | Transportation Inspectors | 474 | \$31.51 | \$14.52 | \$27.71 | \$45.42 | \$65,534 |
| 53-6099 | Transportation Wkrs, All Other | | \$17.92 | \$11.84 | \$18.06 | \$21.95 | \$37,273 |
| 11-3071 | Transportation, Storage, & Distribution Mgrs | 1,904 | \$51.05 | \$37.19 | \$48.19 | \$60.55 | \$106,196 |
| 53-1031 | Transpntn/Material-Mvng Vehicle Ops, 1st-Ln Spvrs/Mgrs | 2,746 | \$29.89 | \$21.51 | \$27.49 | \$35.90 | \$62,176 |
| 41-3041 | Travel Agents | 815 | \$19.71 | \$15.66 | \$19.94 | \$23.03 | \$40,995 |
| 39-7012 | Travel Guides | | \$19.26 | \$18.97 | \$20.37 | \$21.79 | \$40,068 |
| 37-3013 | Tree Trimmers & Pruners | 325 | \$18.45 | \$14.71 | \$17.14 | \$22.24 | \$38,389 |
| 53-3032 | Truck Drivers, Heavy & Tractor-Trailer | 10,177 | \$21.61 | \$17.61 | \$20.75 | \$24.89 | \$44,956 |
| 53-3033 | Truck Drivers, Light or Delivery Svcs | 7,392 | \$17.74 | \$12.72 | \$15.95 | \$21.24 | \$36,886 |
| 27-2023 | Umpires, Referees, & Other Sports Officials | | | | | | \$22,634 |
| 51-6093 | Upholsterers | 258 | \$19.66 | \$13.07 | \$19.59 | \$23.36 | \$40,877 |
| 19-3051 | Urban & Regional Planners | 1,585 | \$35.49 | \$28.66 | \$35.33 | \$42.04 | \$73,810 |
| 39-3031 | Ushers, Lobby Attendants, & Ticket Takers | | \$11.80 | \$9.46 | \$11.36 | \$13.71 | \$24,545 |
| 29-1131 | Veterinarians | 609 | \$38.13 | \$27.16 | \$37.16 | \$45.58 | \$79,319 |
| 31-9096 | Veterinary Assistants & Laboratory Animal Caretakers | 738 | \$12.85 | \$11.11 | \$12.60 | \$14.23 | \$26,734 |
| 29-2056 | Veterinary Technologists & Technicians | 867 | \$16.28 | \$13.52 | \$15.86 | \$18.25 | \$33,861 |
| 25-1194 | Vocational Education Teachers, Postsecondary | 2,765 | \$32.08 | \$23.75 | \$29.06 | \$40.61 | \$66,725 |
| 25-2032 | Vocational Education Teachers, Secondary School | 687 | | | | | \$62,063 |
| 35-3031 | Waiters & Waitresses | 20,079 | \$15.19 | \$12.11 | \$13.61 | \$16.02 | \$31,598 |
| 49-9064 | Watch Repairers | | \$17.76 | \$15.69 | \$17.51 | \$20.02 | \$36,929 |
| 51-8031 | Water & Liquid Waste Treatment Plant & System Ops | 561 | \$30.80 | \$26.69 | \$31.00 | \$34.85 | \$64,076 |
| 43-5111 | Weighers, Measurers, Checkers, & Samplers, Recordkeeping | 381 | \$15.20 | \$11.51 | \$14.35 | \$18.28 | \$31,606 |
| 51-4121 | Welders, Cutters, Solderers, & Brazers | 1,919 | \$23.21 | \$19.28 | \$22.26 | \$26.74 | \$48,268 |
| 51-4122 | Welding/Soldering/Brazing Machine Setters/Ops/Tenders | | \$18.11 | \$12.69 | \$17.09 | \$21.85 | \$37,667 |
| 13-1022 | Wholesale & Retail Buyers, Not Farm Products | 1,978 | \$34.02 | \$21.77 | \$26.95 | \$36.17 | \$70,766 |
| 51-7099 | WoodWkrs, All Other | | \$16.51 | \$13.67 | \$16.46 | \$19.33 | \$34,332 |
| 51-7042 | Woodworking Machine Setters/Ops/Tenders (Not Sawing) | 234 | \$14.43 | \$11.33 | \$14.49 | \$17.21 | \$30,011 |
| 43-9022 | Word Processors & Typists | 427 | \$21.90 | \$16.28 | \$21.18 | \$27.34 | \$45,564 |
| 27-3043 | Writers & Authors | 689 | \$36.89 | \$25.51 | \$36.69 | \$45.87 | \$76,748 |
| 19-1023 | Zoologists & Wildlife Biologists | 765 | \$36.28 | \$25.39 | \$31.85 | \$45.48 | \$75,446 |

Spokane, WA MSA
2012 Occupational Employment
and Wage Estimates
Includes Spokane County



| SOC Code | Spokane, WA MSA Occupational Title | Estimated Employment | Average Wage | Percentiles | | | Annual Wage |
|----------|--|----------------------|--------------|-------------|---------|---------|-------------|
| | | | | 25th | 50th | 75th | |
| 13-2011 | Accountants & Auditors | 1,865 | \$29.17 | \$22.63 | \$27.73 | \$34.15 | \$60,674 |
| 15-2011 | Actuaries | 25 | \$47.18 | \$38.79 | \$49.75 | \$57.59 | \$98,123 |
| 23-1021 | Admin Law Judges, Adjudicators, & Hearing Officers | 49 | \$42.79 | \$36.92 | \$39.77 | \$40.76 | \$89,003 |
| 11-3011 | Administrative Svcs Mgrs | 225 | \$40.55 | \$31.52 | \$39.12 | \$48.79 | \$84,338 |
| 25-3011 | Adult Literacy, Remedial Ed, GED Teachers/Inst | 196 | \$23.61 | \$20.70 | \$22.45 | \$25.82 | \$49,120 |
| 11-2011 | Advertising & Promotions Mgrs | 20 | \$43.91 | \$36.01 | \$42.79 | \$52.74 | \$91,338 |
| 41-3011 | Advertising Sales Agents | 259 | \$25.71 | \$15.66 | \$20.56 | \$32.08 | \$53,485 |
| 17-2011 | Aerospace Engineers | 26 | | | | | |
| 53-2021 | Air Traffic Controllers | 60 | \$46.89 | \$31.71 | \$50.25 | \$60.46 | \$97,520 |
| 53-1011 | Aircraft Cargo Handling Supervisors | 14 | | | | | |
| 49-3011 | Aircraft Mechanics & Svc Technicians | 341 | \$23.79 | \$20.34 | \$24.65 | \$27.25 | \$49,482 |
| 39-3091 | Amusement & Recreation Attendants | 493 | \$11.07 | \$9.12 | \$9.47 | \$11.55 | \$23,005 |
| 33-9011 | Animal Control Wkrs | 29 | \$14.70 | \$10.89 | \$13.53 | \$19.06 | \$30,583 |
| 13-2021 | Appraisers & Assessors of Real Estate | 184 | \$31.00 | \$23.67 | \$31.05 | \$36.71 | \$64,486 |
| 17-1011 | Architects, Not Landscape & Naval | 154 | \$33.17 | \$28.33 | \$32.95 | \$37.10 | \$68,983 |
| 17-3011 | Architectural & Civil Drafters | 124 | \$21.30 | \$17.95 | \$21.76 | \$25.64 | \$44,303 |
| 27-1011 | Art Directors | 12 | \$44.01 | \$35.37 | \$40.76 | \$45.52 | \$91,535 |
| 25-1121 | Art, Drama, & Music Teachers, Postsecondary | 198 | | | | | \$50,612 |
| 51-2099 | Assemblers & Fabricators, All Other | 575 | \$15.28 | \$11.44 | \$15.19 | \$17.53 | \$31,780 |
| 29-9091 | Athletic Trainers | 24 | | | | | \$37,785 |
| 19-2021 | Atmospheric & Space Scientists | 25 | \$41.79 | \$36.85 | \$43.52 | \$49.14 | \$86,914 |
| 27-4011 | Audio & Video Equipment Technicians | 80 | \$22.42 | \$14.89 | \$20.57 | \$25.19 | \$46,622 |
| 29-1181 | Audiologists | | \$32.15 | \$29.69 | \$32.50 | \$35.30 | \$66,878 |
| 49-3021 | Automotive Body & Related Repairers | 419 | \$16.64 | \$9.22 | \$16.23 | \$22.89 | \$34,612 |
| 49-3023 | Automotive Svc Technicians & Mechanics | 859 | \$17.91 | \$13.47 | \$17.39 | \$22.13 | \$37,249 |
| 49-2091 | Avionics Technicians | 23 | \$26.90 | \$22.12 | \$25.64 | \$29.06 | \$55,960 |
| 39-6011 | Baggage Porters & Bellhops | | \$10.79 | \$8.99 | \$9.24 | \$10.23 | \$22,451 |
| 51-3011 | Bakers | 230 | \$13.90 | \$10.56 | \$13.48 | \$16.94 | \$28,916 |
| 35-3011 | Bartenders | 663 | \$12.85 | \$11.91 | \$13.08 | \$14.21 | \$26,743 |
| 43-3011 | Bill & Account Collectors | 498 | \$14.67 | \$12.29 | \$13.87 | \$16.32 | \$30,525 |
| 43-3021 | Billing & Posting Clerks & Machine Operators | 1,082 | \$16.01 | \$13.49 | \$16.02 | \$18.25 | \$33,296 |
| 25-1042 | Biological Science Teachers, Postsecondary | 88 | | | | | \$60,413 |
| 19-4021 | Biological Technicians | 65 | | | | | |
| 43-3031 | Bookkeeping, Accounting, & Auditing Clerks | 3,261 | \$16.54 | \$13.29 | \$16.21 | \$19.48 | \$34,396 |
| 47-2021 | Brickmasons & Blockmasons | 87 | \$31.95 | \$29.97 | \$32.55 | \$35.12 | \$66,459 |
| 27-4012 | Broadcast Technicians | 95 | \$18.99 | \$12.67 | \$17.42 | \$24.19 | \$39,500 |
| 43-4011 | Brokerage Clerks | 134 | \$20.75 | \$16.55 | \$20.71 | \$25.51 | \$43,156 |
| 13-2031 | Budget Analysts | 65 | \$33.11 | \$27.68 | \$31.64 | \$39.96 | \$68,868 |
| 49-3031 | Bus & Truck Mechanics & Diesel Engine Specialists | 350 | \$20.91 | \$17.14 | \$21.20 | \$24.82 | \$43,494 |
| 53-3022 | Bus Drivers, School | 762 | \$16.57 | \$15.27 | \$16.82 | \$18.35 | \$34,468 |
| 53-3021 | Bus Drivers, Transit & Intercity | 345 | \$26.35 | \$20.08 | \$30.78 | \$33.64 | \$54,809 |
| 13-1199 | Business Operations Specialists, All Other | 1,122 | \$30.86 | \$23.26 | \$28.91 | \$36.33 | \$64,173 |
| 25-1011 | Business Teachers, Postsecondary | 248 | | | | | \$69,867 |
| 51-3021 | Butchers & Meat Cutters | 147 | \$17.61 | \$14.65 | \$19.04 | \$21.27 | \$36,639 |
| 51-7011 | Cabinetmakers & Bench Carpenters | 190 | \$14.59 | \$12.81 | \$13.90 | \$15.14 | \$30,341 |
| 29-2031 | Cardiovascular Technologists & Technicians | 127 | \$32.55 | \$30.36 | \$34.24 | \$38.47 | \$67,708 |
| 43-5011 | Cargo & Freight Agents | 44 | \$25.57 | \$16.36 | \$24.10 | \$34.69 | \$53,190 |
| 47-2031 | Carpenters | 1,198 | \$21.51 | \$17.43 | \$21.45 | \$25.90 | \$44,737 |
| 47-2041 | Carpet Installers | | \$16.48 | \$14.45 | \$16.79 | \$19.57 | \$34,293 |
| 17-1021 | Cartographers & Photogrammetrists | 30 | \$30.27 | \$26.15 | \$30.03 | \$34.73 | \$62,958 |
| 41-2011 | Cashiers | 4,175 | \$11.84 | \$9.41 | \$10.78 | \$12.96 | \$24,627 |
| 47-2051 | Cement Masons & Concrete Finishers | 345 | \$21.15 | \$16.09 | \$18.92 | \$26.39 | \$43,989 |
| 35-1011 | Chefs & Head Cooks | 115 | \$18.76 | \$14.80 | \$17.18 | \$21.04 | \$39,004 |
| 17-2041 | Chemical Engineers | 11 | \$39.14 | \$37.91 | \$40.86 | \$43.81 | \$81,425 |
| 19-4031 | Chemical Technicians | 52 | \$19.49 | \$15.51 | \$19.40 | \$24.59 | \$40,531 |

| SOC Code | Spokane, WA MSA Occupational Title | Estimated Employment | Average Wage | Percentiles | | | Annual Wage |
|----------|---|----------------------|--------------|-------------|---------|---------|-------------|
| | | | | 25th | 50th | 75th | |
| 25-1052 | Chemistry Teachers, Postsecondary | 53 | | | | | \$54,287 |
| 19-2031 | Chemists | 32 | \$31.95 | \$25.53 | \$29.60 | \$35.29 | \$66,459 |
| 11-1011 | Chief Executives | 177 | \$89.18 | \$62.02 | \$82.14 | | \$185,490 |
| 39-9011 | Child Care Wkrs | 1,322 | \$10.42 | \$9.16 | \$9.51 | \$11.09 | \$21,677 |
| 21-1021 | Child, Family, & School Social Wkrs | 378 | \$18.61 | \$12.91 | \$17.46 | \$24.03 | \$38,701 |
| 29-1011 | Chiropractors | 32 | \$93.89 | \$58.34 | \$88.96 | | \$195,280 |
| 17-3022 | Civil Engineering Technicians | 184 | \$25.64 | \$21.98 | \$25.37 | \$29.72 | \$53,325 |
| 17-2051 | Civil Engineers | 602 | \$34.49 | \$28.77 | \$33.39 | \$38.83 | \$71,750 |
| 13-1031 | Claims Adjusters, Examiners, & Investigators | 537 | \$27.41 | \$21.97 | \$25.49 | \$30.39 | \$57,016 |
| 53-7061 | Cleaners of Vehicles & Equipment | 516 | \$11.15 | \$9.23 | \$10.20 | \$12.63 | \$23,183 |
| 51-9192 | Cleaning/Washing/Metal Pickling Equipment Ops & Tenders | | \$14.92 | \$12.35 | \$13.88 | \$16.06 | \$31,036 |
| 21-2011 | Clergy | 41 | \$26.23 | \$23.49 | \$26.73 | \$28.99 | \$54,557 |
| 19-3031 | Clinical, Counseling, & School Psychologists | 174 | \$31.62 | \$27.15 | \$31.66 | \$36.36 | \$65,758 |
| 27-2022 | Coaches & Scouts | 437 | | | | | \$39,085 |
| 51-9121 | Coating/Painting/Spraying Machine Setters/Ops/Tenders | 116 | \$14.95 | \$11.62 | \$13.76 | \$16.93 | \$31,096 |
| 49-9091 | Coin, Vending, & Amusement Machine Svcs & Repairers | 67 | \$15.94 | \$11.12 | \$16.47 | \$18.93 | \$33,162 |
| 35-3021 | Comb Food Preparation & Serving Wkrs, Inc Fast Food | 5,824 | \$10.12 | \$9.08 | \$9.39 | \$10.77 | \$21,041 |
| 27-1021 | Commercial & Industrial Designers | 16 | \$25.71 | \$20.09 | \$22.44 | \$31.09 | \$53,472 |
| 53-2012 | Commercial Pilots | 142 | | | | | \$59,871 |
| 21-1798 | Community & Social Service Specialists, All Other | 147 | \$20.70 | \$14.40 | \$21.23 | \$27.45 | \$43,053 |
| 11-3111 | Compensation & Benefits Managers | 21 | \$41.24 | \$31.54 | \$40.47 | \$49.26 | \$85,781 |
| 13-1141 | Compensation, Benefits, & Job Analysis Specialists | 131 | \$43.25 | \$26.15 | \$35.71 | \$65.63 | \$89,950 |
| 13-1041 | Compliance Ofcrrs (Not Ag/Const/Safety/Transportn) | 300 | \$27.94 | \$24.25 | \$26.12 | \$30.17 | \$58,117 |
| 11-3021 | Computer & Information Systems Mgrs | 359 | \$50.64 | \$39.94 | \$48.66 | \$57.63 | \$105,336 |
| 17-2061 | Computer Hardware Engineers | 32 | \$44.14 | \$29.82 | \$39.34 | \$58.41 | \$91,811 |
| 15-1799 | Computer Occupations, All Other | 257 | \$30.16 | \$23.30 | \$31.59 | \$36.24 | \$62,730 |
| 43-9011 | Computer Operators | 97 | \$19.39 | \$14.22 | \$19.63 | \$24.05 | \$40,322 |
| 15-1131 | Computer Programmers | 290 | \$28.41 | \$20.36 | \$27.10 | \$34.88 | \$59,093 |
| 25-1021 | Computer Science Teachers, Postsecondary | 62 | | | | | \$54,467 |
| 15-1132 | Computer Software Engineers, Applications | 870 | \$35.17 | \$28.01 | \$35.48 | \$42.67 | \$73,165 |
| 15-1133 | Computer Software Engineers, Systems Software | 150 | \$46.79 | \$36.74 | \$43.62 | \$54.57 | \$97,317 |
| 15-1150 | Computer Support Specialists | 1,134 | \$23.24 | \$18.77 | \$22.50 | \$28.48 | \$48,344 |
| 15-1121 | Computer Systems Analysts | 480 | \$35.99 | \$29.25 | \$34.87 | \$42.43 | \$74,858 |
| 49-2011 | Computer, Automated Teller, & Office Machine Repairers | 161 | \$18.75 | \$13.84 | \$17.88 | \$22.72 | \$39,008 |
| 51-4011 | Computer-Controlled Machine Tool Ops, Mtl/Plastic | 155 | \$16.50 | \$13.21 | \$15.94 | \$18.75 | \$34,312 |
| 39-6012 | Concierges | 16 | \$13.08 | \$11.86 | \$13.26 | \$14.64 | \$27,207 |
| 19-1031 | Conservation Scientists | 18 | \$33.66 | \$25.91 | \$33.55 | \$40.21 | \$70,027 |
| 47-4011 | Construction & Building Inspectors | 129 | \$27.13 | \$24.60 | \$27.35 | \$30.84 | \$56,434 |
| 47-4799 | Construction & Related Workers, All Other | 50 | \$17.78 | \$14.00 | \$17.51 | \$20.81 | \$36,993 |
| 47-2061 | Construction Laborers | 701 | \$16.96 | \$12.73 | \$16.43 | \$20.78 | \$35,278 |
| 11-9021 | Construction Mgrs | 215 | \$49.34 | \$34.89 | \$44.09 | \$61.20 | \$102,626 |
| 47-1011 | Construction Trades/Extraction Wkrs, 1st-Ln Svps/Mgrs | 717 | \$31.56 | \$26.09 | \$31.11 | \$36.25 | \$65,631 |
| 49-9012 | Control & Valve Installers & Repairers (Not Mech Door) | 23 | \$25.30 | \$21.33 | \$25.33 | \$29.08 | \$52,617 |
| 35-2019 | Cooks, All Other | | \$11.40 | \$9.17 | \$10.32 | \$13.38 | \$23,711 |
| 35-2011 | Cooks, Fast Food | | \$9.45 | \$8.96 | \$9.17 | \$9.37 | \$19,650 |
| 35-2012 | Cooks, Institution & Cafeteria | 611 | \$13.28 | \$10.32 | \$12.44 | \$16.07 | \$27,618 |
| 35-2014 | Cooks, Restaurant | 1,949 | \$11.20 | \$9.71 | \$10.81 | \$12.16 | \$23,280 |
| 35-2015 | Cooks, Short Order | | \$11.96 | \$10.58 | \$12.11 | \$13.50 | \$24,892 |
| 33-3012 | Correctional Officers & Jailers | 471 | \$20.83 | \$20.54 | \$22.13 | \$22.14 | \$43,311 |
| 13-1051 | Cost Estimators | 366 | \$27.73 | \$23.52 | \$27.07 | \$30.83 | \$57,677 |
| 21-1019 | Counselors, All Other | 16 | \$26.39 | \$22.92 | \$26.47 | \$30.05 | \$54,889 |
| 41-2021 | Counter & Rental Clerks | 979 | \$14.06 | \$10.91 | \$13.41 | \$16.40 | \$29,260 |
| 35-3022 | Counter Attendants, Cafeteria, Concession, Coffee Shop | 1,119 | \$10.04 | \$9.11 | \$9.38 | \$10.18 | \$20,883 |
| 43-5021 | Couriers & Messengers | 163 | \$14.59 | \$11.36 | \$13.41 | \$16.04 | \$30,355 |
| 43-4031 | Court, Municipal, & License Clerks | 362 | \$19.36 | \$16.79 | \$19.74 | \$21.83 | \$40,260 |
| 53-7021 | Crane & Tower Operators | | \$29.32 | \$26.57 | \$29.64 | \$33.09 | \$60,983 |
| 13-2041 | Credit Analysts | 86 | \$29.63 | \$24.53 | \$28.61 | \$34.28 | \$61,627 |
| 43-4041 | Credit Authorizers, Checkers, & Clerks | 41 | \$18.80 | \$13.23 | \$15.82 | \$19.72 | \$39,099 |
| 51-9021 | Crush/Grind/Polishing Machine Setters/Ops/Tenders | 21 | \$12.93 | \$10.02 | \$12.34 | \$15.93 | \$26,897 |
| 43-4051 | Customer Svc Reps | 2,762 | \$15.62 | \$11.97 | \$14.76 | \$18.35 | \$32,509 |
| 51-4031 | Cut/Punch/Press Mach Setters/Ops/Tenders, Mtl/Plastic | 213 | \$13.40 | \$10.34 | \$13.21 | \$15.55 | \$27,871 |
| 43-9021 | Data Entry Keyers | 185 | \$13.44 | \$10.96 | \$13.13 | \$15.33 | \$27,976 |

| SOC Code | Spokane, WA MSA Occupational Title | Estimated Employment | Average Wage | Percentiles | | | Annual Wage |
|----------|--|----------------------|--------------|-------------|---------|---------|-------------|
| | | | | 25th | 50th | 75th | |
| 15-1141 | Database Administrators | 77 | \$29.09 | \$24.28 | \$29.21 | \$35.01 | \$60,505 |
| 41-9011 | Demonstrators & Product Promoters | 126 | \$11.09 | \$9.79 | \$10.62 | \$11.45 | \$23,066 |
| 31-9091 | Dental Assistants | 772 | \$16.62 | \$15.22 | \$16.64 | \$18.06 | \$34,583 |
| 29-2021 | Dental Hygienists | 336 | \$39.05 | \$36.83 | \$40.71 | \$43.93 | \$81,234 |
| 51-9081 | Dental Laboratory Technicians | 128 | \$17.60 | \$14.19 | \$16.16 | \$18.15 | \$36,620 |
| 29-1021 | Dentists, General | 129 | \$84.39 | \$60.02 | \$76.42 | | \$175,534 |
| 29-2032 | Diagnostic Medical Sonographers | 172 | \$38.07 | \$34.08 | \$38.88 | \$42.94 | \$79,177 |
| 29-2051 | Dietetic Technicians | 61 | \$16.11 | \$13.63 | \$15.07 | \$18.48 | \$33,494 |
| 29-1031 | Dietitians & Nutritionists | 104 | \$25.87 | \$24.13 | \$26.62 | \$29.35 | \$53,809 |
| 35-9011 | Dining Room & Cafeteria Attendants & Bartender Helpers | 468 | \$10.36 | \$9.32 | \$10.07 | \$11.19 | \$21,548 |
| 35-9021 | Dishwashers | 695 | \$9.71 | \$9.07 | \$9.35 | \$10.30 | \$20,194 |
| 43-5032 | Dispatchers, Not Police, Fire, & Ambulance | 268 | \$17.32 | \$13.09 | \$16.33 | \$20.67 | \$36,029 |
| 17-3019 | Drafters, All Other | 27 | \$18.57 | \$15.11 | \$17.36 | \$21.62 | \$38,614 |
| 53-3031 | Driver/Sales Wkrs | 624 | \$15.91 | \$11.57 | \$15.32 | \$18.54 | \$33,093 |
| 47-2081 | Drywall & Ceiling Tile Installers | | \$21.54 | \$19.59 | \$21.25 | \$22.93 | \$44,793 |
| 25-1063 | Economics Teachers, Postsecondary | 29 | | | | | \$58,213 |
| 27-3041 | Editors | 106 | \$19.61 | \$14.45 | \$17.62 | \$23.49 | \$40,800 |
| 11-9031 | Educ Administrators, Preschool/Child Care Center/Pgms | | \$20.29 | \$14.96 | \$19.27 | \$24.61 | \$42,197 |
| 11-9039 | Education Administrators, All Other | 47 | \$33.86 | \$25.70 | \$32.64 | \$42.12 | \$70,428 |
| 11-9032 | Education Administrators, Elem & Secondary School | 307 | | | | | \$103,425 |
| 11-9033 | Education Administrators, Postsecondary | 209 | \$42.60 | \$32.15 | \$39.66 | \$48.29 | \$88,596 |
| 25-9099 | Education, Training, & Library Wkrs, All Other | 193 | \$23.44 | \$19.90 | \$22.83 | \$26.93 | \$48,749 |
| 21-1012 | Educational, Vocational, & School Counselors | 444 | \$28.32 | \$23.87 | \$28.81 | \$33.63 | \$58,908 |
| 17-3023 | Electrical & Electronic Engineering Technicians | 171 | \$25.93 | \$19.87 | \$28.16 | \$30.29 | \$53,949 |
| 51-2022 | Electrical & Electronic Equipment Assemblers | 294 | \$14.84 | \$12.45 | \$14.39 | \$17.13 | \$30,863 |
| 17-3012 | Electrical & Electronics Drafters | 44 | \$26.63 | \$21.33 | \$26.82 | \$32.50 | \$55,399 |
| 17-2071 | Electrical Engineers | 155 | \$39.98 | \$34.00 | \$41.03 | \$46.44 | \$83,162 |
| 49-9051 | Electrical Power-Line Installers & Repairers | 367 | \$38.23 | \$34.75 | \$39.68 | \$42.93 | \$79,517 |
| 49-2094 | Electrical/Electronics Repairers, Industrial Equipmt | 120 | \$27.21 | \$23.03 | \$26.41 | \$30.13 | \$56,598 |
| 47-2111 | Electricians | 837 | \$23.21 | \$18.95 | \$22.18 | \$27.40 | \$48,281 |
| 49-2096 | Electronic Equipment Installers/Repairers, Motor Veh | | \$17.31 | \$16.30 | \$17.44 | \$18.59 | \$36,005 |
| 49-2097 | Electronic Home Entertainment Equipment Install/Repair | | \$19.58 | \$16.16 | \$20.26 | \$23.43 | \$40,739 |
| 17-2072 | Electronics Engineers, Not Computer | 126 | \$35.71 | \$32.07 | \$34.96 | \$39.22 | \$74,265 |
| 25-2021 | Elementary School Teachers, Not Special Education | 1,674 | | | | | \$58,984 |
| 43-4061 | Eligibility Interviewers, Government Programs | 312 | \$19.94 | \$17.45 | \$19.47 | \$23.16 | \$41,484 |
| 29-2041 | Emergency Medical Technicians & Paramedics | 32 | \$14.50 | \$12.80 | \$13.71 | \$14.60 | \$30,146 |
| 11-9041 | Engineering Mgrs | 184 | \$57.31 | \$45.24 | \$54.11 | \$64.87 | \$119,222 |
| 25-1032 | Engineering Teachers, Postsecondary | 107 | | | | | \$74,097 |
| 17-3029 | Engineering Technicians, Not Drafters, All Other | 53 | \$23.68 | \$18.88 | \$24.47 | \$28.88 | \$49,260 |
| 17-2199 | Engineers, All Other | 57 | \$39.26 | \$26.18 | \$40.33 | \$50.04 | \$81,674 |
| 25-1123 | English Language & Literature Teachers, Postsecondary | 198 | | | | | \$52,175 |
| 17-2081 | Environmental Engineers | 59 | \$36.40 | \$30.36 | \$39.52 | \$42.79 | \$75,708 |
| 19-4091 | Environmental Science & Protection Techs (Inc Health) | 39 | \$22.70 | \$18.49 | \$21.98 | \$26.46 | \$47,223 |
| 19-2041 | Environmental Scientists & Specialists (Inc Health) | 152 | \$32.22 | \$25.51 | \$29.57 | \$33.13 | \$67,027 |
| 51-9194 | Etchers & Engravers | | \$17.36 | \$13.78 | \$18.08 | \$21.00 | \$36,102 |
| 53-7032 | Excavating & Loading Machine & Dragline Operators | 45 | \$23.10 | \$19.95 | \$23.82 | \$26.88 | \$48,051 |
| 43-6011 | Executive Secretaries & Administrative Assistants | 702 | \$21.81 | \$17.78 | \$21.24 | \$25.64 | \$45,355 |
| 29-1128 | Exercise Physiologists | 13 | \$34.55 | \$30.36 | \$33.34 | \$36.32 | \$71,877 |
| 29-1062 | Family & General Practitioners | | \$69.87 | \$45.27 | \$55.26 | \$86.03 | \$145,334 |
| 45-1011 | Farming, Fishing, & Forestry Wkrs, 1st-Ln Sprvs/Mgrs | 23 | \$24.05 | \$17.59 | \$24.59 | \$31.99 | \$50,010 |
| 45-2093 | FarmWkrs, Farm & Ranch Animals | | \$11.53 | \$9.33 | \$11.96 | \$13.34 | \$23,989 |
| 51-2091 | Fiberglass Laminators & Fabricators | 43 | \$12.97 | \$11.26 | \$12.73 | \$14.08 | \$26,995 |
| 43-4071 | File Clerks | 177 | \$11.89 | \$10.35 | \$11.17 | \$12.03 | \$24,733 |
| 27-4032 | Film & Video Editors | 67 | \$22.22 | \$13.87 | \$18.48 | \$24.71 | \$46,212 |
| 13-2051 | Financial Analysts | 175 | \$31.08 | \$25.17 | \$29.60 | \$35.21 | \$64,649 |
| 13-2061 | Financial Examiners | 32 | \$30.50 | \$23.67 | \$25.49 | \$33.36 | \$63,445 |
| 11-3031 | Financial Mgrs | 735 | \$49.55 | \$36.76 | \$47.09 | \$56.97 | \$103,064 |
| 13-2099 | Financial Specialists, All Other | 255 | \$33.92 | \$24.35 | \$34.66 | \$39.70 | \$70,563 |
| 33-2011 | Fire Fighters | 853 | \$28.35 | \$13.92 | \$31.01 | \$38.59 | \$58,971 |
| 33-1021 | Fire Fighting & Prevention Wkrs, 1st-Ln spvrs/Mgrs of | 151 | \$44.14 | \$39.53 | \$42.95 | \$46.38 | \$91,801 |
| 33-2021 | Fire Inspectors & Investigators | 19 | \$41.04 | \$27.74 | \$46.86 | \$52.37 | \$85,354 |
| 39-9031 | Fitness Trainers & Aerobics Instructors | 320 | \$21.35 | \$12.64 | \$19.02 | \$27.81 | \$44,411 |

| SOC Code | Spokane, WA MSA Occupational Title | Estimated Employment | Average Wage | Percentiles | | | Annual Wage |
|----------|--|----------------------|--------------|-------------|---------|---------|-------------|
| | | | | 25th | 50th | 75th | |
| 47-2042 | Floor Layers, Not Carpet, Wood, & Hard Tiles | | \$17.11 | \$14.88 | \$16.87 | \$18.76 | \$35,577 |
| 27-1023 | Floral Designers | 80 | \$12.63 | \$10.46 | \$11.83 | \$14.64 | \$26,273 |
| 51-3092 | Food Batchmakers | 99 | \$10.80 | \$9.30 | \$10.23 | \$12.09 | \$22,460 |
| 35-9099 | Food Preparation & Serving Related Wkrs, A/O | | \$10.23 | \$9.27 | \$9.88 | \$10.92 | \$21,269 |
| 35-1012 | Food Preparation & Serving Wkrs, 1st-Ln Spvrs/Mgrs of | 1,199 | \$15.69 | \$12.94 | \$15.29 | \$17.68 | \$32,640 |
| 35-2021 | Food Preparation Wkrs | 832 | \$11.42 | \$9.39 | \$10.66 | \$12.56 | \$23,744 |
| 35-3041 | Food Servers, Nonrestaurant | 659 | \$10.27 | \$9.15 | \$9.50 | \$11.02 | \$21,350 |
| 11-9051 | Food Svc Mgrs | 125 | \$34.25 | \$22.10 | \$34.83 | \$44.81 | \$71,253 |
| 25-1124 | Foreign Language & Literature Teachers, Postsecondary | 70 | | | | | \$48,142 |
| 19-4093 | Forest & Conservation Technicians | 24 | \$17.97 | \$13.64 | \$16.32 | \$20.79 | \$37,385 |
| 45-4011 | Forest & Conservation Wkrs | | \$14.37 | \$9.47 | \$13.21 | \$14.85 | \$29,890 |
| 39-4831 | Funeral Svc Mgrs, Dirs, Morticians, & Undertakers | 13 | \$39.23 | \$30.28 | \$36.80 | \$51.90 | \$81,601 |
| 51-9051 | Furnace, Kiln, Oven, Drier, & Kettle Ops & Tenders | 21 | \$17.15 | \$13.46 | \$16.72 | \$20.78 | \$35,661 |
| 51-7021 | Furniture Finishers | 14 | \$13.96 | \$10.78 | \$15.17 | \$17.04 | \$29,037 |
| 41-2012 | Gaming Change Persons & Booth Cashiers | 57 | \$10.89 | \$9.98 | \$10.75 | \$11.52 | \$22,644 |
| 39-3011 | Gaming Dealers | 266 | \$13.61 | \$12.77 | \$13.60 | \$14.43 | \$28,302 |
| 11-1021 | General & Operations Mgrs | 1,462 | \$51.56 | \$33.68 | \$44.00 | \$62.15 | \$107,247 |
| 19-2042 | Geoscientists, Not Hydrologists & Geographers | 62 | \$38.09 | \$29.02 | \$37.06 | \$44.16 | \$79,223 |
| 27-1024 | Graphic Designers | 271 | \$19.14 | \$14.97 | \$18.06 | \$22.39 | \$39,808 |
| 51-9022 | Grinding & Polishing Wkrs, Hand | | \$12.41 | \$10.49 | \$11.32 | \$14.30 | \$25,796 |
| 37-3019 | Grounds Maintenance Wkrs, All Other | 18 | \$15.19 | \$10.26 | \$11.18 | \$24.57 | \$31,593 |
| 39-5012 | Hairdressers, Hairstylists, & Cosmetologists | 432 | \$15.79 | \$9.50 | \$12.81 | \$18.33 | \$32,859 |
| 53-1021 | Hand Labor/Material Movers/Helpers, 1st-Ln Spvrs/Mgrs | 193 | \$23.07 | \$17.16 | \$21.08 | \$27.35 | \$47,992 |
| 17-2111 | Health & Safety Engineers (Not Mining) | 12 | \$43.75 | \$36.76 | \$43.02 | \$51.23 | \$91,012 |
| 29-1199 | Health Diagnosing & Treating Practitioners, A/O | 47 | \$30.69 | \$18.67 | \$27.87 | \$38.31 | \$63,836 |
| 21-1091 | Health Educators | 49 | \$22.98 | \$18.53 | \$23.39 | \$27.36 | \$47,793 |
| 29-2799 | Health Technologists & Technicians, All Other | 375 | \$21.00 | \$15.36 | \$18.98 | \$25.80 | \$43,684 |
| 29-9799 | Healthcare Practitioners & Technical Workers, All Other | 98 | | | | | |
| 31-9799 | Healthcare Support Workers, All Other | 701 | \$14.65 | \$12.43 | \$14.04 | \$16.54 | \$30,479 |
| 51-4191 | Heat Treating Equip Setters/Ops/Tenders, Mtl/Plastic | 38 | \$15.87 | \$12.87 | \$14.82 | \$18.75 | \$33,002 |
| 49-9021 | Heating, Air Cond, Refrigeration Mechanics & Installers | | \$25.83 | \$17.94 | \$27.58 | \$33.75 | \$53,711 |
| 47-3019 | Helpers, Construction Trades, All Other | 56 | \$13.37 | \$12.34 | \$13.37 | \$14.41 | \$27,805 |
| 47-3012 | Helpers--Carpenters | 142 | \$12.27 | \$9.50 | \$12.39 | \$14.07 | \$25,525 |
| 49-9098 | Helpers--Installation, Maintenance, & Repair Wkrs | 128 | \$12.01 | \$10.07 | \$11.18 | \$12.84 | \$24,973 |
| 51-9198 | Helpers--Production Wkrs | 325 | \$11.80 | \$9.93 | \$11.20 | \$13.04 | \$24,530 |
| 25-1125 | History Teachers, Postsecondary | 52 | | | | | \$58,395 |
| 49-9031 | Home Appliance Repairers | | \$16.79 | \$14.01 | \$16.31 | \$18.91 | \$34,919 |
| 31-1011 | Home Health Aides | 1,468 | \$10.72 | \$9.87 | \$10.60 | \$11.32 | \$22,303 |
| 35-9031 | Hosts & Hostesses, Restaurant, Lounge, & Coffee Shop | 388 | \$9.58 | \$9.05 | \$9.28 | \$9.54 | \$19,920 |
| 43-4081 | Hotel, Motel, & Resort Desk Clerks | 233 | \$11.02 | \$9.86 | \$10.85 | \$11.87 | \$22,916 |
| 37-1011 | Housekeeping/Janitorial Wkrs, 1st-Line Spvs/Mgrs | 204 | \$15.51 | \$11.93 | \$14.37 | \$17.80 | \$32,268 |
| 13-1078 | HR, Labor Relations, & Training Spec, All Other | 540 | \$28.25 | \$20.52 | \$26.65 | \$34.96 | \$58,763 |
| 43-4161 | Human Resources Assistants, Not Payroll & Timekeeping | 255 | \$18.56 | \$15.86 | \$18.64 | \$21.31 | \$38,590 |
| 11-3121 | Human Resources Managers | 121 | \$45.65 | \$34.70 | \$43.72 | \$54.01 | \$94,961 |
| 19-2043 | Hydrologists | 29 | \$34.17 | \$28.28 | \$35.16 | \$38.81 | \$71,065 |
| 17-3026 | Industrial Engineering Technicians | 14 | \$23.59 | \$17.64 | \$21.96 | \$27.29 | \$49,082 |
| 17-2112 | Industrial Engineers | 109 | \$34.18 | \$29.29 | \$33.85 | \$39.22 | \$71,090 |
| 49-9041 | Industrial Machinery Mechanics | 295 | \$23.78 | \$20.74 | \$24.58 | \$27.19 | \$49,459 |
| 11-3051 | Industrial Production Mgrs | 131 | \$41.01 | \$29.48 | \$35.60 | \$46.92 | \$85,310 |
| 53-7051 | Industrial Truck & Tractor Operators | 405 | \$14.01 | \$10.59 | \$12.48 | \$17.14 | \$29,133 |
| 15-1179 | Info Security Analyst, Web Dvlpr, & Cptr Netwk Architect | 270 | \$30.17 | \$21.96 | \$30.26 | \$36.80 | \$62,740 |
| 43-4199 | Information & Record Clerks, All Other | 281 | \$17.71 | \$15.26 | \$17.60 | \$20.18 | \$36,834 |
| 51-9061 | Inspectors, Testers, Sorters, Samplers, & Weighers | 379 | \$17.72 | \$12.64 | \$17.25 | \$22.08 | \$36,848 |
| 49-9799 | Installation, Maintenance, & Repair Workers, All Other | 235 | \$18.86 | \$15.63 | \$18.30 | \$21.89 | \$39,231 |
| 25-9031 | Instructional Coordinators | 169 | \$31.76 | \$26.32 | \$32.09 | \$36.50 | \$66,055 |
| 47-2132 | Insulation Wkrs, Mechanical | | \$20.81 | \$14.15 | \$18.49 | \$27.25 | \$43,289 |
| 43-9041 | Insurance Claims & Policy Processing Clerks | 810 | \$17.45 | \$14.93 | \$17.07 | \$19.26 | \$36,304 |
| 41-3021 | Insurance Sales Agents | 481 | \$24.31 | \$16.04 | \$20.24 | \$28.37 | \$50,557 |
| 13-2053 | Insurance Underwriters | 181 | \$30.52 | \$22.94 | \$27.68 | \$35.31 | \$63,496 |
| 27-1025 | Interior Designers | 73 | \$20.30 | \$14.14 | \$17.79 | \$25.51 | \$42,231 |
| 29-1063 | Internists, General | 99 | \$99.16 | \$65.70 | | | \$206,260 |
| 27-3091 | Interpreters & Translators | 31 | \$24.26 | \$17.18 | \$21.85 | \$29.67 | \$50,468 |

| SOC Code | Spokane, WA MSA Occupational Title | Estimated Employment | Average Wage | Percentiles | | | Annual Wage |
|----------|--|----------------------|--------------|-------------|---------|---------|-------------|
| | | | | 25th | 50th | 75th | |
| 43-4111 | Interviewers, Not Eligibility & Loan | 192 | \$18.00 | \$15.60 | \$17.58 | \$20.47 | \$37,427 |
| 37-2011 | Janitors & Cleaners, Not Maids & Housekeeping Cleaners | 3,433 | \$13.11 | \$9.89 | \$12.36 | \$14.99 | \$27,255 |
| 23-1023 | Judges, Magistrate Judges, & Magistrates | 37 | | | | | |
| 23-1012 | Judicial Law Clerks | 34 | \$27.95 | \$21.46 | \$23.67 | \$26.14 | \$58,136 |
| 25-2012 | Kindergarten Teachers, Not Special Education | 209 | | | | | \$48,903 |
| 53-7062 | Laborers & Freight, Stock, & Material Movers, Hand | 2,345 | \$13.65 | \$10.59 | \$12.82 | \$15.50 | \$28,387 |
| 17-1012 | Landscape Architects | | \$31.43 | \$24.84 | \$32.13 | \$35.84 | \$65,390 |
| 37-1012 | Landscape, Lawn, Groundskeep Wkrs, 1st-Line Supvrs/Mgrs | 209 | \$22.58 | \$19.97 | \$22.22 | \$25.72 | \$46,981 |
| 37-3011 | Landscaping & Groundskeeping Wkrs | 1,223 | \$12.09 | \$9.28 | \$10.68 | \$14.10 | \$25,144 |
| 51-6011 | Laundry & Dry-Cleaning Wkrs | 300 | \$11.21 | \$9.27 | \$10.06 | \$12.36 | \$23,314 |
| 23-1011 | Lawyers | 727 | \$51.23 | \$34.45 | \$45.83 | \$65.66 | \$106,555 |
| 43-6012 | Legal Secretaries | | \$17.48 | \$14.07 | \$16.77 | \$20.45 | \$36,358 |
| 23-2099 | Legal Support Wkrs, All Other | 124 | \$29.52 | \$22.97 | \$26.47 | \$32.46 | \$61,398 |
| 25-4021 | Librarians | 228 | \$27.91 | \$23.12 | \$28.53 | \$33.66 | \$58,059 |
| 43-4121 | Library Assistants, Clerical | 196 | \$12.98 | \$9.38 | \$12.24 | \$16.38 | \$26,989 |
| 25-4031 | Library Technicians | 224 | \$15.90 | \$11.70 | \$16.27 | \$19.94 | \$33,085 |
| 29-2061 | Licensed Practical & Licensed Vocational Nurses | 887 | \$21.25 | \$19.72 | \$21.24 | \$23.00 | \$44,201 |
| 19-4099 | Life, Physical, & Social Science Technicians, A/O | 90 | \$19.52 | \$15.27 | \$18.45 | \$22.08 | \$40,599 |
| 33-9092 | Lifeguards, Ski Patrol, Recreational Protective Svc Wkrs | 118 | \$10.65 | \$9.19 | \$9.63 | \$11.16 | \$22,150 |
| 13-2071 | Loan Counselors | 34 | \$18.46 | \$15.93 | \$17.39 | \$18.98 | \$38,400 |
| 43-4131 | Loan Interviewers & Clerks | 401 | \$18.59 | \$15.59 | \$18.26 | \$21.77 | \$38,649 |
| 13-2072 | Loan Officers | 676 | \$37.43 | \$24.50 | \$31.60 | \$44.61 | \$77,851 |
| 39-3093 | Locker Room, Coatroom, & Dressing Room Attendants | 26 | \$10.72 | \$9.22 | \$9.56 | \$12.56 | \$22,298 |
| 11-9081 | Lodging Mgrs | 54 | \$26.72 | \$18.91 | \$24.40 | \$34.52 | \$55,577 |
| 45-4022 | Logging Equipment Operators | | \$21.82 | \$17.19 | \$20.08 | \$23.55 | \$45,390 |
| 13-1081 | Logisticians | 55 | \$31.94 | \$26.14 | \$32.57 | \$35.35 | \$66,433 |
| 53-7063 | Machine Feeders & Offbearers | 124 | \$13.37 | \$9.13 | \$11.25 | \$18.68 | \$27,801 |
| 51-4041 | Machinists | 273 | \$18.19 | \$13.72 | \$17.66 | \$22.26 | \$37,846 |
| 37-2012 | Maids & Housekeeping Cleaners | 996 | \$10.52 | \$9.26 | \$9.97 | \$11.30 | \$21,888 |
| 43-9051 | Mail Clerks & Mail Machine Ops, Not Postal Svc | 195 | \$12.86 | \$9.61 | \$11.69 | \$15.16 | \$26,747 |
| 49-9071 | Maintenance & Repair Workers, General | 1,491 | \$19.10 | \$13.99 | \$18.16 | \$23.47 | \$39,738 |
| 49-9043 | Maintenance Wkrs, Machinery | 88 | \$19.08 | \$15.75 | \$18.10 | \$22.77 | \$39,695 |
| 13-1111 | Management Analysts | 318 | \$32.05 | \$24.55 | \$31.64 | \$38.60 | \$66,666 |
| 39-5092 | Manicurists & Pedicurists | | \$13.90 | \$11.58 | \$14.01 | \$16.30 | \$28,911 |
| 13-1161 | Market Research Analysts | 384 | \$29.94 | \$21.16 | \$26.65 | \$37.19 | \$62,258 |
| 11-2021 | Marketing Mgrs | 142 | \$55.31 | \$37.81 | \$47.92 | \$69.62 | \$115,055 |
| 21-1013 | Marriage & Family Therapists | 121 | \$19.09 | \$16.24 | \$18.37 | \$21.67 | \$39,704 |
| 31-9011 | Massage Therapists | 301 | \$26.19 | \$23.59 | \$27.45 | \$31.93 | \$54,473 |
| 53-7199 | Material Moving Wkrs, All Other | 152 | \$13.15 | \$9.22 | \$10.45 | \$16.03 | \$27,354 |
| 17-2131 | Materials Engineers | 11 | \$34.46 | \$27.39 | \$33.23 | \$41.38 | \$71,676 |
| 25-1022 | Mathematical Science Teachers, Postsecondary | 101 | | | | | \$59,555 |
| 51-3022 | Meat, Poultry, & Fish Cutters & Trimmers | 78 | \$12.71 | \$9.39 | \$12.40 | \$15.74 | \$26,444 |
| 17-3013 | Mechanical Drafters | 80 | \$23.46 | \$17.20 | \$20.69 | \$30.99 | \$48,801 |
| 17-3027 | Mechanical Engineering Technicians | 62 | \$26.11 | \$21.09 | \$24.87 | \$29.24 | \$54,309 |
| 17-2141 | Mechanical Engineers | 204 | \$32.61 | \$23.61 | \$31.58 | \$40.13 | \$67,831 |
| 49-1011 | Mechanics, Installers, Repairers, 1st-Ln Sprvs/Mgrs | 649 | \$31.21 | \$22.87 | \$29.18 | \$36.13 | \$64,930 |
| 27-4099 | Media & Communication Equipment Wkrs, All Other | 38 | \$20.54 | \$14.98 | \$17.34 | \$23.12 | \$42,738 |
| 27-3099 | Media & Communication Wkrs, All Other | 82 | \$16.78 | \$12.52 | \$13.74 | \$19.34 | \$34,902 |
| 29-2012 | Medical & Clinical Laboratory Technicians | 235 | \$17.86 | \$14.95 | \$17.39 | \$20.64 | \$37,157 |
| 29-2011 | Medical & Clinical Laboratory Technologists | 397 | \$28.64 | \$25.01 | \$28.71 | \$33.02 | \$59,569 |
| 11-9111 | Medical & Health Svcs Mgrs | 542 | \$45.25 | \$34.42 | \$42.57 | \$52.35 | \$94,112 |
| 21-1022 | Medical & Public Health Social Wkrs | 290 | \$23.85 | \$18.69 | \$23.85 | \$26.90 | \$49,596 |
| 31-9092 | Medical Assistants | 934 | \$14.86 | \$12.79 | \$14.74 | \$16.95 | \$30,926 |
| 31-9093 | Medical Equipment Preparers | 138 | \$14.56 | \$11.36 | \$14.38 | \$17.19 | \$30,277 |
| 49-9062 | Medical Equipment Repairers | 63 | \$29.92 | \$21.17 | \$29.75 | \$39.98 | \$62,243 |
| 29-2071 | Medical Records & Health Information Technicians | 396 | \$15.62 | \$11.77 | \$14.28 | \$18.01 | \$32,484 |
| 19-1042 | Medical Scientists, Not Epidemiologists | 102 | \$28.04 | \$23.63 | \$27.34 | \$33.45 | \$58,333 |
| 43-6013 | Medical Secretaries | 1,137 | \$17.20 | \$14.79 | \$17.09 | \$19.70 | \$35,759 |
| 31-9094 | Medical Transcriptionists | 252 | \$15.44 | \$12.79 | \$15.29 | \$18.15 | \$32,114 |
| 13-1121 | Meeting & Convention Planners | 73 | \$17.36 | \$11.28 | \$17.04 | \$20.99 | \$36,101 |
| 21-1023 | Mental Health & Substance Abuse Social Wkrs | 82 | \$24.60 | \$20.17 | \$26.07 | \$28.67 | \$51,159 |
| 21-1014 | Mental Health Counselors | 346 | \$25.19 | \$17.75 | \$20.78 | \$25.73 | \$52,397 |

| SOC Code | Spokane, WA MSA Occupational Title | Estimated Employment | Average Wage | Percentiles | | | Annual Wage |
|----------|---|----------------------|--------------|-------------|---------|---------|-------------|
| | | | | 25th | 50th | 75th | |
| 27-1026 | Merchandise Displayers & Window Trimmers | 88 | \$15.31 | \$12.28 | \$14.96 | \$17.54 | \$31,839 |
| 51-4199 | Metal Wkrs & Plastic Wkrs, All Other | | \$15.66 | \$11.17 | \$14.52 | \$18.04 | \$32,572 |
| 51-4051 | Metal-Refining Furnace Operators & Tenders | | \$16.57 | \$13.25 | \$16.55 | \$20.29 | \$34,473 |
| 43-5041 | Meter Readers, Utilities | | \$22.99 | \$19.44 | \$21.86 | \$25.57 | \$47,814 |
| 11-9199 | Mgrs, All Other | 379 | \$44.75 | \$32.89 | \$40.96 | \$53.05 | \$93,080 |
| 25-2022 | Middle School Teachers (Not Special Ed & Vocational) | 843 | | | | | \$61,152 |
| 49-9044 | Millwrights | 46 | \$31.80 | \$22.24 | \$30.87 | \$37.99 | \$66,141 |
| 51-9023 | Mixing & Blending Machine Setters, Ops, & Tenders | 161 | \$18.07 | \$14.54 | \$19.62 | \$21.59 | \$37,584 |
| 49-3042 | Mobile Heavy Equipment Mechanics, Not Engines | 243 | \$24.80 | \$21.68 | \$24.93 | \$27.85 | \$51,593 |
| 51-4072 | Mold/Coremaking/Casting Mach Set/Op/Tend, Mtl/Plastic | 102 | \$17.62 | \$14.12 | \$16.79 | \$19.88 | \$36,655 |
| 51-9195 | Molders, Shapers, & Casters, Not Metal & Plastic | 129 | \$13.54 | \$12.44 | \$13.36 | \$14.28 | \$28,166 |
| 53-3099 | Motor Vehicle Operators, All Other | 16 | \$16.89 | \$11.61 | \$17.66 | \$20.42 | \$35,129 |
| 49-3051 | Motorboat Mechanics | | \$16.21 | \$13.51 | \$15.81 | \$17.92 | \$33,724 |
| 27-2041 | Music Directors & Composers | 20 | \$20.83 | \$10.37 | \$12.86 | \$31.15 | \$43,321 |
| 27-2042 | Musicians & Singers | | \$43.53 | \$38.46 | \$43.29 | \$50.65 | |
| 11-9121 | Natural Sciences Mgrs | | \$44.66 | \$38.22 | \$42.84 | \$49.07 | \$92,889 |
| 15-1142 | Network & Computer Systems Administrators | 516 | \$30.61 | \$24.71 | \$30.33 | \$35.17 | \$63,669 |
| 43-4141 | New Accounts Clerks | 130 | \$18.65 | \$14.56 | \$18.16 | \$22.35 | \$38,780 |
| 39-2021 | Nonfarm Animal Caretakers | 261 | \$11.43 | \$9.50 | \$10.67 | \$12.14 | \$23,763 |
| 41-1012 | Non-Retail Sales Wkrs, 1st-Line spvrs/Mgrs of | 495 | \$31.32 | \$22.75 | \$29.57 | \$36.01 | \$65,143 |
| 29-2033 | Nuclear Medicine Technologists | 33 | \$35.23 | \$31.23 | \$34.83 | \$39.73 | \$73,286 |
| 51-4012 | Numerical Tool & Process Control Programmers | 20 | \$22.56 | \$16.77 | \$21.70 | \$27.45 | \$46,930 |
| 31-1012 | Nursing Aides, Orderlies, & Attendants | 2,274 | \$12.72 | \$10.88 | \$12.30 | \$14.24 | \$26,454 |
| 29-1064 | Obstetricians & Gynecologists | | \$115.72 | | | | \$240,686 |
| 29-9011 | Occupational Health & Safety Specialists | 82 | \$30.34 | \$26.60 | \$28.85 | \$33.46 | \$63,111 |
| 29-9012 | Occupational Health & Safety Technicians | 13 | \$24.10 | \$21.74 | \$24.17 | \$27.73 | \$50,133 |
| 31-2012 | Occupational Therapist Aides | | \$14.30 | \$12.26 | \$14.54 | \$16.54 | \$29,735 |
| 31-2011 | Occupational Therapist Assistants | 43 | \$28.87 | \$24.51 | \$28.28 | \$33.55 | \$60,048 |
| 29-1122 | Occupational Therapists | 193 | \$31.64 | \$26.72 | \$31.46 | \$36.01 | \$65,796 |
| 43-1011 | Office & Admin Support Wkrs, 1st-Line spvrs/Mgrs of | 2,084 | \$25.00 | \$19.05 | \$23.32 | \$29.47 | \$52,008 |
| 43-9799 | Office & Administrative Support Workers, All Other | 639 | \$15.34 | \$12.15 | \$14.98 | \$17.93 | \$31,909 |
| 43-9061 | Office Clerks, General | 3,251 | \$14.55 | \$11.86 | \$14.01 | \$16.70 | \$30,274 |
| 43-9071 | Office Machine Operators, Not Computer | 79 | \$13.83 | \$10.87 | \$13.26 | \$16.08 | \$28,762 |
| 47-2073 | Operating Engineers/Construction Equipment Ops | 418 | \$22.61 | \$18.30 | \$21.70 | \$25.57 | \$47,022 |
| 15-2031 | Operations Research Analysts | 68 | \$27.25 | \$19.02 | \$26.26 | \$34.33 | \$56,678 |
| 29-2081 | Opticians, Dispensing | 74 | \$17.82 | \$13.17 | \$17.03 | \$22.57 | \$37,062 |
| 29-1041 | Optometrists | | \$59.99 | \$38.07 | \$45.79 | \$70.03 | \$124,791 |
| 43-4151 | Order Clerks | 757 | \$13.65 | \$10.10 | \$12.91 | \$16.36 | \$28,377 |
| 29-2091 | Orthotists & Prosthetists | | \$29.63 | \$26.27 | \$29.81 | \$33.55 | \$61,625 |
| 49-3053 | Outdoor Power Equipment & Other Small Engine Mechanics | | \$13.24 | \$11.10 | \$12.70 | \$14.61 | \$27,536 |
| 51-9111 | Packaging & Filling Machine Operators & Tenders | 201 | \$18.73 | \$12.99 | \$18.15 | \$24.42 | \$38,957 |
| 53-7064 | Packers & Packagers, Hand | 731 | \$10.31 | \$9.10 | \$9.35 | \$10.31 | \$21,458 |
| 47-2141 | Painters, Construction & Maintenance | 297 | \$17.05 | \$11.58 | \$16.97 | \$21.10 | \$35,460 |
| 51-9122 | Painters, Transportation Equipment | 81 | \$18.28 | \$15.43 | \$17.98 | \$21.48 | \$38,026 |
| 51-9123 | Painting, Coating, & Decorating Wkrs | | \$15.74 | \$11.45 | \$16.44 | \$18.35 | \$32,732 |
| 51-9196 | Paper Goods Machine Setters, Operators, & Tenders | | \$19.15 | \$15.22 | \$18.80 | \$22.53 | \$39,817 |
| 23-2011 | Paralegals & Legal Assistants | 449 | \$20.28 | \$16.17 | \$19.00 | \$22.43 | \$42,183 |
| 53-6021 | Parking Lot Attendants | 254 | \$10.77 | \$9.34 | \$9.80 | \$11.63 | \$22,405 |
| 41-2022 | Parts Salespersons | 557 | \$17.13 | \$12.25 | \$15.96 | \$18.81 | \$35,633 |
| 47-2071 | Paving, Surfacing, & Tamping Equipment Operators | | \$30.66 | \$29.66 | \$31.85 | \$34.06 | \$63,775 |
| 43-3051 | Payroll & Timekeeping Clerks | 246 | \$17.66 | \$14.27 | \$17.60 | \$21.09 | \$36,731 |
| 39-9021 | Personal & Home Care Aides | 2,470 | \$11.34 | \$10.27 | \$11.04 | \$11.86 | \$23,577 |
| 39-9099 | Personal Care & Svc Wkrs, All Other | | \$14.73 | \$9.53 | \$14.02 | \$19.66 | \$30,638 |
| 13-2052 | Personal Financial Advisors | 237 | \$45.20 | \$22.93 | \$37.18 | \$58.23 | \$94,015 |
| 39-1021 | Personal Svc Wkrs, 1st-Line Supervisors/Mgrs of | 246 | \$20.48 | \$16.13 | \$19.68 | \$24.11 | \$42,600 |
| 37-3012 | Pesticide Handlers, Sprayers, & Applicators, Vegetation | | \$13.29 | \$12.48 | \$13.28 | \$14.07 | \$27,629 |
| 29-1051 | Pharmacists | 584 | \$53.67 | \$50.35 | \$54.81 | \$59.66 | \$111,632 |
| 31-9095 | Pharmacy Aides | 286 | \$10.87 | \$9.24 | \$10.11 | \$11.63 | \$22,610 |
| 29-2052 | Pharmacy Technicians | 812 | \$17.60 | \$15.08 | \$17.24 | \$19.75 | \$36,601 |
| 25-1126 | Philosophy & Religion Teachers, Postsecondary | 107 | | | | | \$59,654 |
| 27-4021 | Photographers | 120 | \$14.66 | \$9.77 | \$11.45 | \$16.88 | \$30,498 |
| 51-9151 | Photographic Process Wkrs & Processing Machine Ops | 129 | \$12.46 | \$10.43 | \$11.93 | \$13.85 | \$25,919 |

| SOC Code | Spokane, WA MSA Occupational Title | Estimated Employment | Average Wage | Percentiles | | | Annual Wage |
|----------|--|----------------------|--------------|-------------|---------|---------|-------------|
| | | | | 25th | 50th | 75th | |
| 29-1069 | Phys/Surgeons, A/O (Cardiologists, Dermatologists, etc) | 307 | \$108.01 | \$89.67 | | | \$224,651 |
| 31-2022 | Physical Therapist Aides | 86 | \$11.21 | \$10.00 | \$10.82 | \$11.63 | \$23,306 |
| 31-2021 | Physical Therapist Assistants | 110 | \$23.49 | \$20.38 | \$23.58 | \$26.94 | \$48,864 |
| 29-1123 | Physical Therapists | 319 | \$34.91 | \$31.19 | \$34.67 | \$39.44 | \$72,607 |
| 29-1071 | Physician Assistants | 178 | \$48.95 | \$40.31 | \$46.56 | \$58.40 | \$101,822 |
| 25-1054 | Physics Teachers, Postsecondary | 27 | | | | | \$59,075 |
| 47-2151 | Pipelayers | 64 | \$31.44 | \$29.89 | \$32.50 | \$35.12 | \$65,380 |
| 47-2161 | Plasterers & Stucco Masons | | \$19.69 | \$18.71 | \$20.50 | \$22.16 | \$40,948 |
| 51-4193 | Plating/Coating Machine Setters/Ops/Tenders, Mtl/Plastic | | \$14.07 | \$12.04 | \$13.52 | \$15.03 | \$29,258 |
| 47-2152 | Plumbers, Pipefitters, & Steamfitters | 336 | \$26.58 | \$21.69 | \$28.55 | \$33.22 | \$55,290 |
| 33-3051 | Police & Sheriff's Patrol Officers | 492 | \$30.83 | \$29.86 | \$32.41 | \$34.40 | \$64,135 |
| 43-5031 | Police, Fire, & Ambulance Dispatchers | 116 | \$21.88 | \$17.75 | \$21.44 | \$24.52 | \$45,520 |
| 25-1065 | Political Science Teachers, Postsecondary | 52 | | | | | \$57,645 |
| 43-5051 | Postal Svc Clerks | 93 | \$25.92 | \$25.88 | \$25.89 | \$26.45 | \$53,905 |
| 43-5052 | Postal Svc Mail Carriers | 487 | \$25.03 | \$22.48 | \$27.06 | \$27.07 | \$52,063 |
| 43-5053 | Postal Svc Mail Sorters/Processors/Processing Mach Ops | 234 | \$23.34 | \$23.27 | \$25.87 | \$25.89 | \$48,559 |
| 11-9131 | Postmasters & Mail Superintendents | 22 | \$35.95 | \$30.66 | \$37.37 | \$37.38 | \$74,793 |
| 25-1199 | Postsecondary Teachers, All Other | 43 | | | | | \$58,361 |
| 51-4052 | Pourers & Casters, Metal | 37 | \$18.02 | \$14.74 | \$18.13 | \$21.32 | \$37,477 |
| 51-5111 | Prepress Technicians & Workers | | \$15.63 | \$13.32 | \$15.07 | \$18.00 | \$32,518 |
| 25-2011 | Preschool Teachers, Not Special Education | | \$13.65 | \$10.08 | \$10.95 | \$16.17 | \$28,379 |
| 51-6021 | Pressers, Textile, Garment, & Related Materials | | \$10.71 | \$9.46 | \$10.35 | \$11.29 | \$22,286 |
| 51-5113 | Print Binding & Finishing Workers | 11 | \$13.92 | \$12.41 | \$13.56 | \$14.71 | \$28,961 |
| 51-5112 | Printing Press Operators | 173 | \$18.03 | \$12.54 | \$16.85 | \$24.36 | \$37,502 |
| 21-1092 | Probation Officers & Correctional Treatment Specialists | 208 | \$25.87 | \$24.86 | \$25.51 | \$26.80 | \$53,822 |
| 43-3061 | Procurement Clerks | 128 | \$19.08 | \$16.58 | \$18.52 | \$21.03 | \$39,700 |
| 27-2012 | Producers & Directors | 116 | \$26.11 | \$16.84 | \$22.55 | \$30.45 | \$54,305 |
| 51-1011 | Production & Operating Wkrs, 1st-Line spvrs/Mgrs of | 715 | \$24.93 | \$18.66 | \$23.94 | \$29.34 | \$51,855 |
| 51-9399 | Production Workers, All Other | 412 | \$13.56 | \$9.28 | \$12.28 | \$16.56 | \$28,218 |
| 43-5061 | Production, Planning, & Expediting Clerks | 421 | \$20.20 | \$14.36 | \$19.36 | \$25.65 | \$42,002 |
| 11-9141 | Property, Real Estate, & Community Association Mgrs | 144 | \$41.37 | \$22.44 | \$38.88 | \$59.51 | \$86,061 |
| 33-1099 | Protective Svc Wkrs A/O, 1st-Line spvrs/Mgrs of | 86 | \$21.37 | \$17.10 | \$21.35 | \$23.69 | \$44,460 |
| 33-9099 | Protective Svc Wkrs, All Other | 164 | \$19.17 | \$15.01 | \$18.12 | \$23.53 | \$39,874 |
| 31-1013 | Psychiatric Aides | 244 | \$15.27 | \$13.13 | \$15.89 | \$17.50 | \$31,757 |
| 29-1066 | Psychiatrists | 50 | \$87.69 | \$79.56 | \$85.07 | \$91.07 | \$182,399 |
| 19-3039 | Psychologists, All Other | 13 | \$55.07 | \$46.49 | \$50.48 | \$61.53 | \$114,546 |
| 25-1066 | Psychology Teachers, Postsecondary | 97 | | | | | \$61,242 |
| 11-2031 | Public Relations Mgrs | 79 | \$40.17 | \$29.53 | \$36.60 | \$48.25 | \$83,562 |
| 27-3031 | Public Relations Specialists | 260 | \$23.83 | \$17.15 | \$23.08 | \$31.27 | \$49,565 |
| 13-1021 | Purchasing Agents & Buyers, Farm Products | 28 | \$25.85 | \$19.87 | \$22.82 | \$29.34 | \$53,772 |
| 13-1023 | Purchasing Agents (Not Wholesale/Retail/Farm Prodcnts) | 390 | \$25.72 | \$20.47 | \$24.58 | \$29.22 | \$53,488 |
| 11-3061 | Purchasing Mgrs | 68 | \$43.65 | \$36.36 | \$43.18 | \$52.57 | \$90,796 |
| 29-1124 | Radiation Therapists | | \$39.18 | \$33.67 | \$40.89 | \$44.99 | \$81,500 |
| 27-3011 | Radio & Television Announcers | 79 | \$27.73 | \$11.56 | \$16.97 | \$36.89 | \$57,674 |
| 49-2021 | Radio Mechanics | | \$19.26 | \$15.97 | \$19.95 | \$22.93 | \$40,054 |
| 29-2037 | Radiologic Technologists & Technicians | 402 | \$29.23 | \$24.59 | \$29.05 | \$34.20 | \$60,792 |
| 41-9021 | Real Estate Brokers | 64 | \$26.87 | \$23.54 | \$26.66 | \$30.29 | \$55,896 |
| 41-9022 | Real Estate Sales Agents | | \$35.68 | \$31.12 | \$39.87 | \$43.54 | \$74,233 |
| 43-4171 | Receptionists & Information Clerks | 1,700 | \$12.75 | \$10.72 | \$12.31 | \$14.43 | \$26,512 |
| 25-1193 | Recreation & Fitness Studies Teachers, Postsecondary | 114 | | | | | \$46,785 |
| 39-9032 | Recreation Wkrs | 470 | \$12.17 | \$9.31 | \$10.41 | \$13.72 | \$25,305 |
| 29-1125 | Recreational Therapists | 60 | \$21.40 | \$19.82 | \$21.70 | \$23.13 | \$44,503 |
| 53-7081 | Refuse & Recyclable Material Collectors | 290 | \$21.48 | \$18.46 | \$21.44 | \$24.55 | \$44,689 |
| 29-1111 | Registered Nurses | 5,732 | \$35.82 | \$27.92 | \$34.43 | \$41.85 | \$74,504 |
| 21-1015 | Rehabilitation Counselors | 1,102 | \$20.20 | \$16.07 | \$18.95 | \$25.50 | \$42,005 |
| 27-3022 | Reporters & Correspondents | 44 | \$22.81 | \$16.44 | \$21.72 | \$26.73 | \$47,458 |
| 43-4181 | Reservation/Transportation Ticket Agents/Travel Clerks | 122 | \$11.83 | \$10.28 | \$11.26 | \$13.31 | \$24,613 |
| 39-9041 | Residential Advisors | 184 | \$15.62 | \$13.04 | \$15.33 | \$18.18 | \$32,496 |
| 29-1126 | Respiratory Therapists | 174 | \$28.64 | \$25.45 | \$28.34 | \$32.32 | \$59,574 |
| 41-1011 | Retail Sales Wkrs, 1st-Line Supervisors/Mgrs of | 1,629 | \$20.32 | \$14.14 | \$19.11 | \$24.64 | \$42,275 |
| 41-2031 | Retail Salespersons | 6,763 | \$12.76 | \$9.44 | \$10.72 | \$13.47 | \$26,561 |
| 47-2181 | Roofers | | \$18.77 | \$15.60 | \$17.61 | \$21.26 | \$39,037 |

| SOC Code | Spokane, WA MSA Occupational Title | Estimated Employment | Average Wage | Percentiles | | | Annual Wage |
|----------|--|----------------------|--------------|-------------|---------|---------|-------------|
| | | | | 25th | 50th | 75th | |
| 41-9799 | Sales & Related Workers, All Other | 298 | \$18.83 | \$12.32 | \$18.59 | \$23.00 | \$39,150 |
| 41-9031 | Sales Engineers | 53 | \$40.54 | \$32.70 | \$36.95 | \$50.66 | \$84,311 |
| 11-2022 | Sales Mgrs | 449 | \$54.13 | \$37.17 | \$48.97 | \$64.49 | \$112,593 |
| 41-3099 | Sales Reps, Svcs, All Other | 1,049 | \$21.63 | \$14.13 | \$19.02 | \$27.04 | \$44,990 |
| 41-4012 | Sales Reps, Wholesale/Manuf (Not Tech/Sci Prdcts) | 2,014 | \$25.77 | \$17.31 | \$22.57 | \$31.43 | \$53,599 |
| 41-4011 | Sales Reps, Wholesale/Manuf, Tech.Scientific Prdcts | 265 | \$40.32 | \$21.89 | \$37.93 | \$45.62 | \$83,871 |
| 51-7041 | Sawing Machine Setters, Ops, & Tenders, Wood | | \$15.36 | \$12.10 | \$16.33 | \$17.98 | \$31,957 |
| 25-2031 | Secondary School Teachers (Not Special/Voc Ed) | 1,026 | | | | | \$60,352 |
| 43-6014 | Secretaries, Not Legal, Medical, & Executive | 2,646 | \$16.39 | \$13.55 | \$16.46 | \$18.74 | \$34,089 |
| 41-3031 | Securities, Commodities, & Financial Svcs Sales Agents | 462 | \$35.67 | \$14.39 | \$21.39 | \$40.74 | \$74,199 |
| 49-2098 | Security & Fire Alarm Systems Installers | 86 | \$20.35 | \$16.90 | \$20.37 | \$23.10 | \$42,342 |
| 33-9032 | Security Guards | 1,253 | \$12.33 | \$9.83 | \$11.23 | \$13.78 | \$25,640 |
| 25-3021 | Self-Enrichment Education Teachers | 330 | \$19.17 | \$15.53 | \$19.93 | \$22.40 | \$39,877 |
| 47-2211 | Sheet Metal Wkrs | 230 | \$21.12 | \$15.49 | \$22.99 | \$26.83 | \$43,927 |
| 43-5071 | Shipping, Receiving, & Traffic Clerks | 845 | \$14.69 | \$11.36 | \$13.93 | \$17.60 | \$30,562 |
| 39-5094 | Skin Care Specialists | | \$16.25 | \$12.86 | \$14.05 | \$17.40 | \$33,800 |
| 51-3023 | Slaughterers & Meat Packers | 64 | \$12.67 | \$9.52 | \$12.65 | \$14.81 | \$26,347 |
| 11-9151 | Social & Community Svc Mgrs | 270 | \$32.36 | \$23.90 | \$32.45 | \$38.41 | \$67,308 |
| 21-1093 | Social & Human Svc Assistants | 611 | \$13.02 | \$10.24 | \$11.51 | \$15.19 | \$27,075 |
| 19-4061 | Social Science Research Assistants | 25 | \$25.27 | \$19.75 | \$24.58 | \$31.01 | \$52,569 |
| 21-1029 | Social Wkrs, All Other | 119 | \$23.53 | \$17.01 | \$22.87 | \$29.82 | \$48,938 |
| 25-1067 | Sociology Teachers, Postsecondary | 42 | | | | | \$54,085 |
| 25-2041 | Special Ed Teachers, Preschool, Kindergarten, Elementary | 230 | | | | | \$56,113 |
| 25-2053 | Special Education Teachers, Middle School | 108 | | | | | \$54,880 |
| 25-2054 | Special Education Teachers, Secondary School | 160 | | | | | \$59,044 |
| 29-1127 | Speech-Language Pathologists | 231 | \$32.32 | \$28.30 | \$32.76 | \$36.45 | \$67,213 |
| 51-8021 | Stationary Engineers & Boiler Operators | 48 | \$26.96 | \$24.90 | \$26.24 | \$29.02 | \$56,078 |
| 43-9111 | Statistical Assistants | 18 | \$19.91 | \$16.08 | \$18.73 | \$24.04 | \$41,427 |
| 43-5081 | Stock Clerks & Order Fillers | 2,991 | \$13.18 | \$10.47 | \$12.56 | \$14.76 | \$27,422 |
| 47-2221 | Structural Iron & Steel Wkrs | 120 | \$27.17 | \$23.37 | \$27.51 | \$32.45 | \$56,503 |
| 51-2041 | Structural Metal Fabricators & Fitters | | \$20.17 | \$16.02 | \$17.96 | \$22.70 | \$41,960 |
| 21-1011 | Substance Abuse & Behavioral Disorder Counselors | 263 | \$17.82 | \$14.22 | \$16.94 | \$20.15 | \$37,066 |
| 29-1067 | Surgeons | 166 | \$125.98 | | | | \$262,027 |
| 29-2055 | Surgical Technologists | 304 | \$21.81 | \$18.92 | \$21.67 | \$24.98 | \$45,360 |
| 17-3031 | Surveying & Mapping Technicians | 132 | \$24.55 | \$22.47 | \$25.68 | \$27.96 | \$51,061 |
| 17-1022 | Surveyors | 79 | \$34.39 | \$26.80 | \$36.23 | \$42.81 | \$71,536 |
| 53-6031 | Svc Station Attendants | 226 | \$12.10 | \$9.66 | \$11.15 | \$13.33 | \$25,156 |
| 43-2011 | Switchboard Operators, Including Answering Svc | 462 | \$12.72 | \$10.09 | \$11.64 | \$14.80 | \$26,458 |
| 51-6052 | Tailors, Dressmakers, & Custom Sewers | | \$16.36 | \$14.35 | \$17.00 | \$18.78 | \$34,013 |
| 47-2082 | Tapers | 49 | \$19.99 | \$15.95 | \$20.19 | \$24.93 | \$41,584 |
| 13-2081 | Tax Examiners, Collectors, & Revenue Agents | 82 | \$26.99 | \$21.79 | \$26.11 | \$29.23 | \$56,151 |
| 13-2082 | Tax Preparers | | \$14.20 | \$12.37 | \$13.49 | \$14.60 | \$29,542 |
| 53-3041 | Taxi Drivers & Chauffeurs | 203 | \$10.95 | \$9.22 | \$9.68 | \$11.59 | \$22,791 |
| 25-9041 | Teacher Assistants | 2,077 | | | | | \$27,985 |
| 25-3999 | Teachers, Primary, Secondary, & Adult, All Others | 1,248 | | | | | \$36,263 |
| 51-2092 | Team Assemblers | 248 | \$12.89 | \$10.13 | \$11.64 | \$14.80 | \$26,809 |
| 27-3042 | Tech Writers | 51 | \$25.06 | \$16.77 | \$21.60 | \$31.20 | \$52,123 |
| 49-2022 | Telecom Equipment Installers & Repairers (Not Line) | 304 | \$30.36 | \$27.57 | \$31.10 | \$34.12 | \$63,146 |
| 49-9052 | Telecommunications Line Installers & Repairers | | \$20.22 | \$13.20 | \$18.04 | \$24.76 | \$42,050 |
| 41-9041 | Telemarketers | 1,338 | \$11.21 | \$9.91 | \$10.89 | \$11.86 | \$23,311 |
| 43-3071 | Tellers | 942 | \$13.37 | \$11.46 | \$13.13 | \$14.82 | \$27,817 |
| 49-3093 | Tire Repairers & Changers | | \$15.28 | \$11.89 | \$15.17 | \$17.61 | \$31,794 |
| 23-2093 | Title Examiners, Abstractors, & Searchers | | \$22.52 | \$15.05 | \$21.56 | \$28.25 | \$46,847 |
| 51-4111 | Tool & Die Makers | 79 | \$20.14 | \$16.07 | \$19.30 | \$24.11 | \$41,887 |
| 11-3131 | Training & Development Managers | 23 | \$37.93 | \$24.79 | \$29.58 | \$46.26 | \$78,877 |
| 13-1151 | Training & Development Specialists | 218 | \$24.19 | \$15.99 | \$23.95 | \$28.89 | \$50,323 |
| 53-6099 | Transportation Wkrs, All Other | 134 | \$22.38 | \$11.71 | \$23.78 | \$32.66 | \$46,552 |
| 11-3071 | Transportation, Storage, & Distribution Mgrs | 157 | \$37.45 | \$25.65 | \$34.10 | \$45.61 | \$77,907 |
| 53-1031 | Transpntn/Material-Mvng Vehicle Ops, 1st-Ln Spvrs/Mgrs | 287 | \$27.81 | \$20.84 | \$28.32 | \$33.54 | \$57,844 |
| 41-3041 | Travel Agents | 64 | \$14.56 | \$11.85 | \$15.49 | \$17.35 | \$30,290 |
| 53-3032 | Truck Drivers, Heavy & Tractor-Trailer | 2,178 | \$19.29 | \$15.39 | \$19.13 | \$22.49 | \$40,116 |
| 53-3033 | Truck Drivers, Light or Delivery Svcs | 1,168 | \$16.65 | \$11.07 | \$13.69 | \$18.62 | \$34,644 |

| SOC Code | Spokane, WA MSA Occupational Title | Estimated Employment | Average Wage | Percentiles | | | Annual Wage |
|----------|--|----------------------|--------------|-------------|---------|---------|-------------|
| | | | | 25th | 50th | 75th | |
| 19-3051 | Urban & Regional Planners | 119 | \$29.34 | \$24.68 | \$30.16 | \$34.54 | \$61,025 |
| 39-3031 | Ushers, Lobby Attendants, & Ticket Takers | 142 | \$10.56 | \$9.09 | \$9.36 | \$10.34 | \$21,954 |
| 29-1131 | Veterinarians | 100 | \$38.49 | \$32.62 | \$36.85 | \$42.55 | \$80,074 |
| 31-9096 | Veterinary Assistants & Laboratory Animal Caretakers | 145 | \$11.45 | \$9.97 | \$11.33 | \$12.99 | \$23,805 |
| 29-2056 | Veterinary Technologists & Technicians | 78 | \$14.89 | \$13.26 | \$14.75 | \$16.72 | \$30,982 |
| 25-1194 | Vocational Education Teachers, Postsecondary | 511 | \$27.66 | \$22.18 | \$26.80 | \$32.55 | \$57,529 |
| 35-3031 | Waiters & Waitresses | 3,163 | \$13.27 | \$11.92 | \$13.23 | \$14.51 | \$27,588 |
| 51-8031 | Water & Liquid Waste Treatment Plant & System Ops | 111 | \$21.82 | \$17.60 | \$22.28 | \$26.29 | \$45,375 |
| 43-5111 | Weighers, Measurers, Checkers, & Samplers, Recordkeeping | 48 | \$15.41 | \$12.21 | \$15.23 | \$17.89 | \$32,062 |
| 51-4121 | Welders, Cutters, Solderers, & Brazers | 264 | \$19.28 | \$16.00 | \$18.82 | \$22.20 | \$40,107 |
| 51-4122 | Welding/Soldering/Brazing Machine Setters/Ops/Tenders | 32 | \$16.90 | \$15.29 | \$16.65 | \$18.00 | \$35,170 |
| 13-1022 | Wholesale & Retail Buyers, Not Farm Products | 176 | \$23.91 | \$18.37 | \$23.31 | \$28.69 | \$49,738 |
| 51-7099 | WoodWkrs, All Other | | \$14.41 | \$9.73 | \$10.77 | \$11.81 | \$29,959 |
| 51-7042 | Woodworking Machine Setters/Ops/Tenders (Not Sawing) | 62 | \$12.99 | \$9.33 | \$11.50 | \$15.29 | \$27,011 |
| 43-9022 | Word Processors & Typists | 77 | \$17.33 | \$15.26 | \$17.25 | \$19.85 | \$36,035 |
| 27-3043 | Writers & Authors | 28 | \$21.66 | \$18.01 | \$21.48 | \$24.90 | \$45,039 |
| 19-1023 | Zoologists & Wildlife Biologists | 28 | \$29.41 | \$25.38 | \$28.17 | \$30.31 | \$61,159 |

Tacoma, WA MD
2012 Occupational Employment
and Wage Estimates
Includes Pierce County



| SOC Code | Tacoma, WA MD Occupational Title | Estimated Employment | Average Wage | Percentiles | | | Annual Wage |
|----------|--|----------------------|--------------|-------------|---------|---------|-------------|
| | | | | 25th | 50th | 75th | |
| 13-2011 | Accountants & Auditors | 1,322 | \$31.53 | \$25.23 | \$29.32 | \$35.64 | \$65,585 |
| 11-3011 | Administrative Svcs Mgrs | 367 | \$44.18 | \$30.66 | \$40.35 | \$51.63 | \$91,878 |
| 25-3011 | Adult Literacy, Remedial Ed, GED Teachers/Inst | 300 | \$22.76 | \$19.34 | \$22.00 | \$26.81 | \$47,343 |
| 11-2011 | Advertising & Promotions Mgrs | 24 | \$62.64 | \$38.50 | \$45.37 | \$83.93 | \$130,296 |
| 41-3011 | Advertising Sales Agents | 246 | \$32.18 | \$13.23 | \$19.21 | \$48.80 | \$66,935 |
| 17-2011 | Aerospace Engineers | 36 | \$44.72 | \$39.30 | \$45.24 | \$52.96 | \$93,023 |
| 45-2099 | Agricultural Wkrs, All Other | | \$15.19 | \$12.65 | \$15.71 | \$18.35 | \$31,582 |
| 49-3011 | Aircraft Mechanics & Svc Technicians | 274 | \$30.12 | \$28.70 | \$31.11 | \$32.93 | \$62,650 |
| 39-3091 | Amusement & Recreation Attendants | 993 | \$10.12 | \$9.07 | \$9.36 | \$10.49 | \$21,034 |
| 33-9011 | Animal Control Wkrs | 19 | \$20.87 | \$19.26 | \$22.34 | \$25.79 | \$43,396 |
| 25-1061 | Anthropology & Archeology Teachers, Postsecondary | 24 | | | | | \$63,532 |
| 13-2021 | Appraisers & Assessors of Real Estate | 78 | \$29.26 | \$23.28 | \$29.39 | \$34.47 | \$60,853 |
| 17-1011 | Architects, Not Landscape & Naval | 200 | \$32.19 | \$25.51 | \$29.21 | \$37.86 | \$66,958 |
| 17-3011 | Architectural & Civil Drafters | 100 | \$26.98 | \$23.05 | \$26.45 | \$29.75 | \$56,108 |
| 27-1011 | Art Directors | 18 | \$44.72 | \$26.36 | \$33.97 | \$72.94 | \$93,034 |
| 25-1121 | Art, Drama, & Music Teachers, Postsecondary | | | | | | \$56,708 |
| 51-2099 | Assemblers & Fabricators, All Other | 668 | \$14.43 | \$11.66 | \$13.76 | \$16.64 | \$30,000 |
| 25-1051 | Atmospheric/Earth/Marine/Space Sci Teachers, Postsec | 22 | | | | | \$61,562 |
| 25-9011 | Audio-Visual Collections Specialists | 18 | \$16.97 | \$14.40 | \$16.50 | \$18.67 | \$35,288 |
| 49-3021 | Automotive Body & Related Repairers | 350 | \$20.11 | \$14.71 | \$20.11 | \$24.15 | \$41,830 |
| 49-3023 | Automotive Svc Technicians & Mechanics | 1,559 | \$20.58 | \$14.13 | \$20.75 | \$25.41 | \$42,791 |
| 49-2091 | Avionics Technicians | 26 | \$28.00 | \$27.80 | \$29.99 | \$31.12 | \$58,234 |
| 39-6011 | Baggage Porters & Bellhops | 21 | \$15.89 | \$15.19 | \$16.53 | \$17.88 | \$33,044 |
| 33-3011 | Bailiffs | 13 | \$23.26 | \$20.79 | \$24.26 | \$27.10 | \$48,381 |
| 51-3011 | Bakers | 340 | \$14.46 | \$9.36 | \$12.89 | \$19.14 | \$30,061 |
| 35-3011 | Bartenders | 1,124 | \$13.93 | \$11.55 | \$13.16 | \$14.52 | \$28,992 |
| 43-3011 | Bill & Account Collectors | | \$16.70 | \$14.31 | \$16.46 | \$18.27 | \$34,737 |
| 43-3021 | Billing & Posting Clerks & Machine Operators | 1,405 | \$16.77 | \$13.32 | \$16.81 | \$19.71 | \$34,877 |
| 25-1042 | Biological Science Teachers, Postsecondary | 75 | | | | | \$57,114 |
| 19-1029 | Biological Scientists, All Other | 16 | \$29.44 | \$21.27 | \$27.11 | \$38.78 | \$61,225 |
| 43-3031 | Bookkeeping, Accounting, & Auditing Clerks | 3,888 | \$18.38 | \$14.34 | \$17.94 | \$22.30 | \$38,242 |
| 47-3011 | Brick/Block/Stonemason & Tile/Marble Setter Helpers | | \$19.29 | \$16.05 | \$17.25 | \$18.46 | \$40,120 |
| 47-2021 | Brickmasons & Blockmasons | 45 | \$28.28 | \$23.05 | \$31.06 | \$34.04 | \$58,806 |
| 27-4012 | Broadcast Technicians | 13 | \$30.53 | \$28.14 | \$32.21 | \$34.88 | \$63,512 |
| 43-4011 | Brokerage Clerks | 66 | \$23.07 | \$19.79 | \$23.21 | \$26.59 | \$47,988 |
| 13-2031 | Budget Analysts | 134 | \$34.45 | \$27.89 | \$33.75 | \$40.46 | \$71,646 |
| 49-3031 | Bus & Truck Mechanics & Diesel Engine Specialists | 794 | \$24.04 | \$19.74 | \$23.05 | \$27.83 | \$50,004 |
| 53-3022 | Bus Drivers, School | 1,447 | \$18.71 | \$16.60 | \$19.01 | \$21.34 | \$38,919 |
| 13-1199 | Business Operations Specialists, All Other | 2,018 | \$31.39 | \$24.62 | \$30.68 | \$37.63 | \$65,292 |
| 25-1011 | Business Teachers, Postsecondary | 110 | | | | | \$59,822 |
| 51-3021 | Butchers & Meat Cutters | 287 | \$18.21 | \$11.14 | \$19.56 | \$23.32 | \$37,878 |
| 51-7011 | Cabinetmakers & Bench Carpenters | 372 | \$18.46 | \$14.51 | \$17.88 | \$21.50 | \$38,389 |
| 29-2031 | Cardiovascular Technologists & Technicians | 100 | \$32.57 | \$25.31 | \$35.58 | \$41.40 | \$67,739 |
| 43-5011 | Cargo & Freight Agents | 146 | \$30.77 | \$23.21 | \$31.77 | \$37.46 | \$64,013 |
| 47-2031 | Carpenters | 2,405 | \$25.02 | \$16.97 | \$24.28 | \$32.71 | \$52,044 |
| 47-2041 | Carpet Installers | 53 | \$20.08 | \$15.47 | \$20.65 | \$24.91 | \$41,760 |
| 17-1021 | Cartographers & Photogrammetrists | 37 | \$40.13 | \$32.87 | \$39.47 | \$49.35 | \$83,454 |
| 41-2011 | Cashiers | 6,709 | \$12.71 | \$9.35 | \$10.63 | \$14.36 | \$26,437 |
| 47-2051 | Cement Masons & Concrete Finishers | 209 | \$23.14 | \$16.45 | \$18.66 | \$29.12 | \$48,139 |
| 51-9191 | Cementing & Gluing Machine Operators & Tenders | | \$15.44 | \$11.72 | \$14.42 | \$19.70 | \$32,109 |
| 35-1011 | Chefs & Head Cooks | 203 | \$19.47 | \$15.42 | \$19.24 | \$23.42 | \$40,510 |
| 17-2041 | Chemical Engineers | 45 | \$44.72 | \$33.48 | \$41.87 | \$47.26 | \$93,032 |
| 19-4031 | Chemical Technicians | | \$23.89 | \$20.51 | \$25.09 | \$27.89 | \$49,676 |
| 25-1052 | Chemistry Teachers, Postsecondary | 49 | | | | | \$55,793 |
| 19-2031 | Chemists | 68 | \$29.39 | \$23.01 | \$29.01 | \$34.56 | \$61,127 |

| SOC Code | Tacoma, WA MD Occupational Title | Estimated Employment | Average Wage | Percentiles | | | Annual Wage |
|----------|--|----------------------|--------------|-------------|---------|---------|-------------|
| | | | | 25th | 50th | 75th | |
| 11-1011 | Chief Executives | 244 | \$93.46 | \$63.17 | \$89.93 | | \$194,406 |
| 39-9011 | Child Care Wkrs | 1,287 | \$11.39 | \$9.20 | \$10.40 | \$13.24 | \$23,688 |
| 21-1021 | Child, Family, & School Social Wkrs | 257 | \$22.05 | \$16.47 | \$20.40 | \$25.51 | \$45,873 |
| 29-1011 | Chiropractors | 63 | \$30.93 | \$19.68 | \$30.72 | \$40.59 | \$64,332 |
| 17-3022 | Civil Engineering Technicians | 228 | \$24.73 | \$20.60 | \$24.76 | \$28.89 | \$51,440 |
| 17-2051 | Civil Engineers | 622 | \$40.79 | \$31.63 | \$39.66 | \$48.01 | \$84,860 |
| 13-1031 | Claims Adjusters, Examiners, & Investigators | 273 | \$31.14 | \$22.14 | \$30.78 | \$38.72 | \$64,767 |
| 53-7061 | Cleaners of Vehicles & Equipment | 548 | \$11.24 | \$9.42 | \$10.63 | \$12.54 | \$23,374 |
| 21-2011 | Clergy | 52 | \$26.99 | \$21.51 | \$26.14 | \$31.52 | \$56,129 |
| 19-3031 | Clinical, Counseling, & School Psychologists | 340 | \$38.66 | \$28.85 | \$35.66 | \$44.02 | \$80,397 |
| 27-2022 | Coaches & Scouts | 674 | | | | | \$35,035 |
| 51-9121 | Coating/Painting/Spraying Machine Setters/Ops/Tenders | 62 | \$18.15 | \$15.63 | \$17.79 | \$20.99 | \$37,764 |
| 49-9091 | Coin, Vending, & Amusement Machine Svcs & Repairers | 47 | \$18.67 | \$16.65 | \$18.40 | \$20.88 | \$38,832 |
| 35-3021 | Comb Food Preparation & Serving Wkrs, Inc Fast Food | 6,705 | \$10.62 | \$9.12 | \$9.57 | \$11.43 | \$22,100 |
| 27-1021 | Commercial & Industrial Designers | 33 | \$27.81 | \$21.29 | \$25.35 | \$33.56 | \$57,850 |
| 53-2012 | Commercial Pilots | 59 | | | | | \$72,050 |
| 25-1122 | Communications Teachers, Postsecondary | 51 | | | | | \$57,825 |
| 21-1798 | Community & Social Service Specialists, All Other | 298 | \$23.66 | \$18.27 | \$24.27 | \$29.09 | \$49,227 |
| 11-3111 | Compensation & Benefits Managers | 13 | \$45.17 | \$35.34 | \$45.67 | \$54.28 | \$93,957 |
| 13-1141 | Compensation, Benefits, & Job Analysis Specialists | 124 | \$26.90 | \$20.96 | \$25.54 | \$32.79 | \$55,950 |
| 13-1041 | Compliance Ofcrrs (Not Ag/Const/Safety/Transportn) | 465 | \$29.99 | \$24.26 | \$28.12 | \$34.02 | \$62,364 |
| 11-3021 | Computer & Information Systems Mgrs | 292 | \$53.13 | \$41.98 | \$50.07 | \$61.46 | \$110,504 |
| 15-1799 | Computer Occupations, All Other | 490 | \$32.60 | \$27.20 | \$33.17 | \$39.33 | \$67,806 |
| 43-9011 | Computer Operators | 51 | \$20.67 | \$15.40 | \$20.37 | \$26.45 | \$42,993 |
| 15-1131 | Computer Programmers | 196 | \$39.71 | \$32.31 | \$40.35 | \$46.41 | \$82,591 |
| 25-1021 | Computer Science Teachers, Postsecondary | 33 | | | | | \$55,507 |
| 15-1132 | Computer Software Engineers, Applications | 392 | \$40.45 | \$30.04 | \$39.92 | \$50.41 | \$84,140 |
| 15-1133 | Computer Software Engineers, Systems Software | 85 | \$44.51 | \$34.91 | \$44.54 | \$54.04 | \$92,594 |
| 15-1150 | Computer Support Specialists | 990 | \$26.77 | \$21.50 | \$26.62 | \$31.72 | \$55,690 |
| 15-1121 | Computer Systems Analysts | 543 | \$40.82 | \$32.33 | \$40.11 | \$48.20 | \$84,925 |
| 49-2011 | Computer, Automated Teller, & Office Machine Repairers | | \$17.00 | \$14.36 | \$17.01 | \$19.83 | \$35,356 |
| 51-4011 | Computer-Controlled Machine Tool Ops, Mtl/Plastic | 403 | \$27.67 | \$22.42 | \$30.18 | \$33.98 | \$57,541 |
| 19-1031 | Conservation Scientists | 17 | \$34.49 | \$27.08 | \$33.96 | \$42.90 | \$71,756 |
| 47-4011 | Construction & Building Inspectors | 346 | \$31.01 | \$24.12 | \$32.36 | \$36.01 | \$64,503 |
| 47-4799 | Construction & Related Workers, All Other | 87 | \$28.68 | \$25.19 | \$28.91 | \$33.45 | \$59,648 |
| 47-2061 | Construction Laborers | 1,316 | \$24.47 | \$16.76 | \$25.89 | \$32.17 | \$50,901 |
| 11-9021 | Construction Mgrs | 407 | \$52.39 | \$34.12 | \$44.63 | \$59.24 | \$108,958 |
| 47-1011 | Construction Trades/Extraction Wkrs, 1st-Ln Svps/Mgrs | 1,149 | \$37.26 | \$27.58 | \$35.23 | \$45.08 | \$77,487 |
| 49-9012 | Control & Valve Installers & Repairers (Not Mech Door) | 93 | \$26.57 | \$19.74 | \$25.10 | \$32.77 | \$55,265 |
| 35-2019 | Cooks, All Other | 124 | \$11.99 | \$10.06 | \$10.97 | \$12.81 | \$24,953 |
| 35-2011 | Cooks, Fast Food | 156 | \$13.27 | \$12.48 | \$13.52 | \$14.56 | \$27,598 |
| 35-2012 | Cooks, Institution & Cafeteria | 874 | \$15.16 | \$12.41 | \$14.78 | \$17.54 | \$31,536 |
| 35-2014 | Cooks, Restaurant | 1,968 | \$12.22 | \$10.48 | \$11.87 | \$13.73 | \$25,414 |
| 43-4021 | Correspondence Clerks | | \$15.30 | \$13.35 | \$14.85 | \$17.37 | \$31,832 |
| 13-1051 | Cost Estimators | 593 | \$31.11 | \$24.28 | \$30.98 | \$37.48 | \$64,704 |
| 39-3092 | Costume Attendants | | \$12.50 | \$10.30 | \$11.14 | \$11.97 | \$26,004 |
| 21-1019 | Counselors, All Other | 12 | \$21.85 | \$19.77 | \$21.59 | \$23.39 | \$45,445 |
| 41-2021 | Counter & Rental Clerks | 1,790 | \$11.82 | \$9.46 | \$10.48 | \$13.01 | \$24,595 |
| 35-3022 | Counter Attendants, Cafeteria, Concession, Coffee Shop | 3,283 | \$9.92 | \$9.09 | \$9.36 | \$9.86 | \$20,631 |
| 43-5021 | Couriers & Messengers | 138 | \$13.96 | \$11.97 | \$13.61 | \$15.56 | \$29,031 |
| 53-7021 | Crane & Tower Operators | 268 | \$35.91 | \$32.13 | \$38.18 | \$42.60 | \$74,698 |
| 13-2041 | Credit Analysts | 67 | \$36.42 | \$25.43 | \$35.78 | \$43.90 | \$75,756 |
| 43-4041 | Credit Authorizers, Checkers, & Clerks | 66 | \$18.50 | \$15.57 | \$17.46 | \$20.90 | \$38,494 |
| 25-1111 | Criminal Justice & Law Enforcement Teachers, Postsec | 38 | | | | | \$46,652 |
| 33-9091 | Crossing Guards | 167 | \$24.03 | \$18.69 | \$25.35 | \$30.89 | \$49,972 |
| 51-9021 | Crush/Grind/Polishing Machine Setters/Ops/Tenders | 30 | \$19.44 | \$16.78 | \$19.88 | \$22.72 | \$40,443 |
| 25-4012 | Curators | 39 | \$28.94 | \$9.35 | \$31.02 | \$39.51 | \$60,196 |
| 43-4051 | Customer Svc Reps | 3,119 | \$17.19 | \$12.92 | \$16.13 | \$20.39 | \$35,750 |
| 51-4031 | Cut/Punch/Press Mach Setters/Ops/Tenders, Mtl/Plastic | 122 | \$20.01 | \$13.56 | \$17.55 | \$30.00 | \$41,619 |
| 51-9031 | Cutters & Trimmers, Hand | 19 | \$15.70 | \$12.70 | \$14.20 | \$18.93 | \$32,643 |
| 51-9032 | Cutting & Slicing Machine Setters, Ops, & Tenders | 53 | \$18.44 | \$14.53 | \$18.64 | \$22.30 | \$38,339 |
| 43-9021 | Data Entry Keyers | 235 | \$14.80 | \$11.54 | \$14.04 | \$17.56 | \$30,790 |

| SOC Code | Tacoma, WA MD Occupational Title | Estimated Employment | Average Wage | Percentiles | | | Annual Wage |
|----------|---|----------------------|--------------|-------------|---------|---------|-------------|
| | | | | 25th | 50th | 75th | |
| 15-1141 | Database Administrators | 75 | \$37.53 | \$26.42 | \$38.33 | \$47.08 | \$78,071 |
| 41-9011 | Demonstrators & Product Promoters | | \$16.74 | \$16.01 | \$17.10 | \$18.18 | \$34,815 |
| 31-9091 | Dental Assistants | 1,046 | \$19.91 | \$16.40 | \$19.51 | \$23.52 | \$41,416 |
| 29-2021 | Dental Hygienists | 485 | \$39.39 | \$37.48 | \$41.51 | \$45.45 | \$81,932 |
| 51-9081 | Dental Laboratory Technicians | 160 | \$21.49 | \$15.43 | \$18.43 | \$27.37 | \$44,709 |
| 29-1021 | Dentists, General | 372 | \$94.79 | \$64.51 | | | \$197,159 |
| 33-3021 | Detectives & Criminal Investigators | | \$41.72 | \$36.35 | \$40.88 | \$45.18 | \$86,784 |
| 29-2032 | Diagnostic Medical Sonographers | 127 | \$35.13 | \$31.07 | \$35.45 | \$41.14 | \$73,068 |
| 29-2051 | Dietetic Technicians | | \$15.03 | \$11.71 | \$13.32 | \$17.89 | \$31,271 |
| 29-1031 | Dietitians & Nutritionists | 89 | \$32.21 | \$27.70 | \$32.60 | \$36.28 | \$67,000 |
| 35-9011 | Dining Room & Cafeteria Attendants & Bartender Helpers | 1,256 | \$10.74 | \$9.17 | \$9.59 | \$12.36 | \$22,338 |
| 21-2021 | Directors, Religious Activities & Education | | \$17.48 | \$16.04 | \$17.23 | \$18.44 | \$36,363 |
| 35-9021 | Dishwashers | 757 | \$9.98 | \$9.07 | \$9.37 | \$10.62 | \$20,776 |
| 43-5032 | Dispatchers, Not Police, Fire, & Ambulance | 431 | \$19.61 | \$11.84 | \$18.89 | \$25.32 | \$40,784 |
| 41-9091 | Door-To-Door Sales Wkrs, News/Street Vendors | | \$11.51 | \$10.07 | \$10.99 | \$12.48 | \$23,928 |
| 17-3019 | Drafters, All Other | 54 | \$23.88 | \$20.66 | \$23.36 | \$26.94 | \$49,662 |
| 53-3031 | Driver/Sales Wkrs | 658 | \$21.04 | \$14.07 | \$18.01 | \$28.18 | \$43,776 |
| 47-2081 | Drywall & Ceiling Tile Installers | 331 | \$25.95 | \$18.63 | \$28.98 | \$33.66 | \$53,970 |
| 25-1063 | Economics Teachers, Postsecondary | 28 | | | | | \$78,818 |
| 19-3011 | Economists | | \$45.03 | \$34.15 | \$42.75 | \$54.97 | \$93,655 |
| 27-3041 | Editors | 80 | \$28.20 | \$21.17 | \$27.08 | \$33.34 | \$58,668 |
| 11-9031 | Educ Administrators, Preschool/Child Care Center/Pgms | 27 | \$23.21 | \$18.87 | \$21.64 | \$27.86 | \$48,280 |
| 11-9039 | Education Administrators, All Other | 39 | \$30.71 | \$22.23 | \$27.15 | \$40.90 | \$63,873 |
| 11-9032 | Education Administrators, Elem & Secondary School | 506 | | | | | \$104,191 |
| 11-9033 | Education Administrators, Postsecondary | 195 | \$38.44 | \$30.37 | \$37.46 | \$45.54 | \$79,964 |
| 25-1081 | Education Teachers, Postsecondary | | | | | | \$67,669 |
| 25-9099 | Education, Training, & Library Wkrs, All Other | 347 | \$21.79 | \$17.69 | \$21.16 | \$26.35 | \$45,321 |
| 21-1012 | Educational, Vocational, & School Counselors | 551 | \$28.39 | \$22.01 | \$27.54 | \$34.66 | \$59,060 |
| 51-2022 | Electrical & Electronic Equipment Assemblers | 86 | \$18.67 | \$16.32 | \$18.42 | \$21.24 | \$38,838 |
| 17-3012 | Electrical & Electronics Drafters | | \$23.98 | \$21.55 | \$25.21 | \$27.37 | \$49,865 |
| 49-9051 | Electrical Power-Line Installers & Repairers | 237 | \$38.53 | \$33.29 | \$39.65 | \$43.91 | \$80,159 |
| 49-2094 | Electrical/Electronics Repairers, Industrial Equipmt | 213 | \$34.48 | \$30.97 | \$33.15 | \$37.74 | \$71,723 |
| 47-2111 | Electricians | 1,753 | \$30.18 | \$23.79 | \$30.15 | \$36.35 | \$62,772 |
| 49-2096 | Electronic Equipment Installers/Repairers, Motor Veh | | \$21.01 | \$16.65 | \$18.62 | \$26.37 | \$43,698 |
| 25-2021 | Elementary School Teachers, Not Special Education | 3,589 | | | | | \$61,143 |
| 43-4061 | Eligibility Interviewers, Government Programs | 276 | \$21.93 | \$20.44 | \$23.16 | \$23.17 | \$45,619 |
| 39-4011 | Embalmers | | \$14.23 | \$9.38 | \$13.30 | \$19.46 | \$29,596 |
| 11-9161 | Emergency Management Directors | 65 | \$32.85 | \$30.28 | \$31.82 | \$36.18 | \$68,321 |
| 29-2041 | Emergency Medical Technicians & Paramedics | 129 | \$32.10 | \$24.89 | \$30.06 | \$36.08 | \$66,765 |
| 11-9041 | Engineering Mgrs | 229 | \$55.07 | \$43.31 | \$57.22 | \$66.77 | \$114,546 |
| 17-3029 | Engineering Technicians, Not Drafters, All Other | 61 | \$27.76 | \$20.55 | \$28.27 | \$34.81 | \$57,724 |
| 17-2199 | Engineers, All Other | 147 | \$46.52 | \$39.86 | \$44.89 | \$54.32 | \$96,752 |
| 25-1123 | English Language & Literature Teachers, Postsecondary | 111 | | | | | \$49,542 |
| 17-2081 | Environmental Engineers | 56 | \$49.19 | \$39.33 | \$46.59 | \$63.34 | \$102,325 |
| 19-4091 | Environmental Science & Protection Techs (Inc Health) | 57 | \$24.32 | \$17.67 | \$24.12 | \$28.97 | \$50,598 |
| 19-2041 | Environmental Scientists & Specialists (Inc Health) | 135 | \$35.02 | \$29.57 | \$34.61 | \$40.64 | \$72,844 |
| 53-7032 | Excavating & Loading Machine & Dragline Operators | 58 | \$26.42 | \$21.53 | \$24.99 | \$29.32 | \$54,949 |
| 43-6011 | Executive Secretaries & Administrative Assistants | 1,001 | \$23.86 | \$19.13 | \$23.19 | \$27.83 | \$49,632 |
| 29-1128 | Exercise Physiologists | 19 | \$36.23 | \$28.11 | \$39.06 | \$44.28 | \$75,357 |
| 51-9041 | Extrude/Form/Press/Compact Machine Setters/Ops/Tenders | | \$15.00 | \$10.16 | \$12.96 | \$17.77 | \$31,181 |
| 51-4021 | Extruding/Drawing Mach Setters/Ops/Tenders, Mtl/Plastic | | \$17.71 | \$15.34 | \$18.01 | \$21.07 | \$36,832 |
| 29-1062 | Family & General Practitioners | | \$87.73 | \$48.45 | \$84.29 | | \$182,464 |
| 45-1011 | Farming, Fishing, & Forestry Wkrs, 1st-Ln Sprvs/Mgrs | | \$23.45 | \$16.66 | \$18.42 | \$32.30 | \$48,777 |
| 45-2092 | FarmWkrs & Laborers, Crop, Nursery, & Greenhouse | | \$11.04 | \$9.92 | \$10.84 | \$11.78 | \$22,958 |
| 47-4031 | Fence Erectors | 128 | \$18.16 | \$15.37 | \$18.30 | \$20.96 | \$37,756 |
| 51-2091 | Fiberglass Laminators & Fabricators | 98 | \$14.95 | \$12.01 | \$13.91 | \$17.54 | \$31,102 |
| 13-2051 | Financial Analysts | 177 | \$38.94 | \$27.01 | \$35.89 | \$46.05 | \$80,995 |
| 13-2061 | Financial Examiners | 32 | \$29.91 | \$23.67 | \$25.49 | \$31.06 | \$62,203 |
| 11-3031 | Financial Mgrs | 835 | \$48.76 | \$35.28 | \$44.78 | \$58.27 | \$101,406 |
| 13-2099 | Financial Specialists, All Other | 321 | \$26.98 | \$21.81 | \$26.66 | \$30.79 | \$56,123 |
| 33-2011 | Fire Fighters | 817 | \$33.44 | \$30.48 | \$33.82 | \$37.27 | \$69,560 |
| 33-1021 | Fire Fighting & Prevention Wkrs, 1st-Ln spvrs/Mgrs of | 224 | \$43.44 | \$39.08 | \$43.08 | \$48.46 | \$90,361 |

| SOC Code | Tacoma, WA MD Occupational Title | Estimated Employment | Average Wage | Percentiles | | | Annual Wage |
|----------|--|----------------------|--------------|-------------|---------|---------|-------------|
| | | | | 25th | 50th | 75th | |
| 33-2021 | Fire Inspectors & Investigators | 15 | \$38.16 | \$32.48 | \$36.50 | \$43.09 | \$79,363 |
| 39-9031 | Fitness Trainers & Aerobics Instructors | 807 | \$15.97 | \$9.49 | \$12.13 | \$20.25 | \$33,211 |
| 27-1023 | Floral Designers | 92 | \$13.68 | \$10.20 | \$12.09 | \$17.10 | \$28,441 |
| 51-3092 | Food Batchmakers | 80 | \$12.58 | \$10.14 | \$12.07 | \$14.21 | \$26,167 |
| 51-3093 | Food Cooking Machine Operators & Tenders | 23 | \$13.12 | \$9.86 | \$12.29 | \$16.21 | \$27,289 |
| 35-9099 | Food Preparation & Serving Related Wkrs, A/O | | \$9.79 | \$9.00 | \$9.25 | \$9.68 | \$20,370 |
| 35-1012 | Food Preparation & Serving Wkrs, 1st-Ln Spvrs/Mgrs of | 1,402 | \$19.17 | \$14.48 | \$19.57 | \$22.32 | \$39,865 |
| 35-2021 | Food Preparation Wkrs | 1,168 | \$10.39 | \$9.10 | \$9.41 | \$10.80 | \$21,604 |
| 19-1012 | Food Scientists & Technologists | 13 | \$32.11 | \$21.71 | \$26.76 | \$34.05 | \$66,790 |
| 35-3041 | Food Servers, Nonrestaurant | 559 | \$11.33 | \$9.46 | \$10.79 | \$12.46 | \$23,560 |
| 11-9051 | Food Svc Mgrs | 168 | \$30.94 | \$21.56 | \$30.18 | \$37.43 | \$64,350 |
| 51-3091 | Food/Tobacco Roasting/Baking/Drying Mach Ops/Tenders | | \$11.83 | \$9.40 | \$10.60 | \$13.48 | \$24,601 |
| 25-1124 | Foreign Language & Literature Teachers, Postsecondary | | | | | | \$54,223 |
| 45-4011 | Forest & Conservation Wkrs | | \$11.68 | \$8.72 | \$9.22 | \$13.98 | \$24,298 |
| 39-4831 | Funeral Svc Mgrs, Dirs, Morticians, & Undertakers | 70 | \$23.33 | \$17.13 | \$20.65 | \$25.54 | \$48,541 |
| 51-9051 | Furnace, Kiln, Oven, Drier, & Kettle Ops & Tenders | 40 | \$23.78 | \$20.01 | \$21.90 | \$29.53 | \$49,463 |
| 51-7021 | Furniture Finishers | | \$18.14 | \$15.69 | \$18.43 | \$21.10 | \$37,734 |
| 39-3011 | Gaming Dealers | 612 | \$13.13 | \$9.17 | \$11.42 | \$14.25 | \$27,312 |
| 39-1011 | Gaming Supervisors | 76 | \$22.17 | \$18.05 | \$22.15 | \$26.20 | \$46,122 |
| 33-9031 | Gaming Surveillance Officers & Gaming Investigators | 36 | \$19.14 | \$11.93 | \$19.69 | \$25.94 | \$39,813 |
| 11-1021 | General & Operations Mgrs | 1,977 | \$62.72 | \$39.86 | \$53.10 | \$74.12 | \$130,477 |
| 19-2042 | Geoscientists, Not Hydrologists & Geographers | 16 | \$35.08 | \$29.16 | \$33.02 | \$36.88 | \$72,962 |
| 47-2121 | Glaziers | | \$26.65 | \$16.60 | \$21.51 | \$39.61 | \$55,448 |
| 27-1024 | Graphic Designers | 222 | \$23.77 | \$17.44 | \$24.38 | \$28.25 | \$49,438 |
| 51-4033 | Grind/Lap/Polish/Buff Machine Setters/Ops/Tenders | 35 | \$23.56 | \$18.78 | \$22.49 | \$29.96 | \$49,008 |
| 51-9022 | Grinding & Polishing Wkrs, Hand | 95 | \$20.14 | \$13.04 | \$19.18 | \$27.18 | \$41,890 |
| 39-5012 | Hairdressers, Hairstylists, & Cosmetologists | 1,019 | \$14.64 | \$9.71 | \$12.29 | \$17.81 | \$30,451 |
| 53-1021 | Hand Labor/Material Movers/Helpers, 1st-Ln Spvrs/Mgrs | 362 | \$24.72 | \$18.64 | \$25.13 | \$29.94 | \$51,402 |
| 47-4041 | Hazardous Materials Removal Wkrs | 122 | \$15.54 | \$14.06 | \$15.71 | \$17.20 | \$32,319 |
| 17-2111 | Health & Safety Engineers (Not Mining) | 25 | \$39.57 | \$32.70 | \$41.38 | \$48.32 | \$82,304 |
| 21-1091 | Health Educators | 46 | \$21.43 | \$11.79 | \$21.10 | \$27.73 | \$44,570 |
| 25-1071 | Health Specialties Teachers, Postsecondary | 38 | | | | | \$55,514 |
| 29-2799 | Health Technologists & Technicians, All Other | 316 | \$26.01 | \$19.79 | \$25.30 | \$32.06 | \$54,107 |
| 29-9799 | Healthcare Practitioners & Technical Workers, All Other | 109 | \$25.11 | \$20.31 | \$22.32 | \$27.33 | \$52,238 |
| 31-9799 | Healthcare Support Workers, All Other | 629 | \$17.90 | \$14.99 | \$17.63 | \$20.91 | \$37,228 |
| 51-4191 | Heat Treating Equip Setters/Ops/Tenders, Mtl/Plastic | 22 | \$13.40 | \$11.59 | \$13.32 | \$15.01 | \$27,865 |
| 49-9021 | Heating, Air Cond, Refrigeration Mechanics & Installers | 514 | \$23.18 | \$15.75 | \$24.08 | \$29.99 | \$48,226 |
| 47-3019 | Helpers, Construction Trades, All Other | | \$12.95 | \$10.47 | \$11.38 | \$15.94 | \$26,930 |
| 47-3012 | Helpers--Carpenters | 83 | \$15.69 | \$11.31 | \$15.76 | \$18.49 | \$32,633 |
| 47-3013 | Helpers--Electricians | | \$12.46 | \$9.55 | \$12.26 | \$14.43 | \$25,901 |
| 49-9098 | Helpers--Installation, Maintenance, & Repair Wkrs | 337 | \$13.19 | \$10.04 | \$11.69 | \$15.68 | \$27,447 |
| 51-9198 | Helpers--Production Wkrs | 466 | \$14.53 | \$11.49 | \$13.52 | \$16.37 | \$30,224 |
| 25-1125 | History Teachers, Postsecondary | 44 | | | | | \$58,034 |
| 49-9031 | Home Appliance Repairers | | \$19.30 | \$17.89 | \$20.02 | \$21.73 | \$40,132 |
| 31-1011 | Home Health Aides | 690 | \$11.23 | \$10.00 | \$10.88 | \$11.87 | \$23,347 |
| 35-9031 | Hosts & Hostesses, Restaurant, Lounge, & Coffee Shop | 591 | \$10.91 | \$9.13 | \$9.54 | \$11.50 | \$22,697 |
| 43-4081 | Hotel, Motel, & Resort Desk Clerks | 287 | \$11.38 | \$9.68 | \$11.31 | \$12.87 | \$23,667 |
| 37-1011 | Housekeeping/Janitorial Wkrs, 1st-Line Spvs/Mgrs | 272 | \$17.98 | \$9.50 | \$17.73 | \$23.81 | \$37,396 |
| 13-1078 | HR, Labor Relations, & Training Spec, All Other | 885 | \$29.70 | \$24.21 | \$28.57 | \$34.75 | \$61,791 |
| 43-4161 | Human Resources Assistants, Not Payroll & Timekeeping | 371 | \$19.50 | \$16.82 | \$19.65 | \$21.95 | \$40,562 |
| 11-3121 | Human Resources Managers | 160 | \$45.88 | \$35.21 | \$43.97 | \$53.99 | \$95,418 |
| 19-2043 | Hydrologists | 46 | \$40.75 | \$33.81 | \$41.73 | \$46.98 | \$84,777 |
| 17-3026 | Industrial Engineering Technicians | 48 | \$30.33 | \$25.31 | \$31.25 | \$36.22 | \$63,079 |
| 17-2112 | Industrial Engineers | 114 | \$40.82 | \$34.24 | \$40.65 | \$46.59 | \$84,905 |
| 49-9041 | Industrial Machinery Mechanics | 507 | \$33.59 | \$28.48 | \$34.19 | \$40.42 | \$69,865 |
| 11-3051 | Industrial Production Mgrs | 212 | \$50.85 | \$36.28 | \$44.90 | \$57.54 | \$105,762 |
| 53-7051 | Industrial Truck & Tractor Operators | 1,625 | \$21.56 | \$15.79 | \$20.88 | \$27.16 | \$44,838 |
| 15-1179 | Info Security Analyst, Web Dvlpr, & Cptr Netwk Architect | 228 | \$31.73 | \$24.42 | \$31.57 | \$38.30 | \$65,997 |
| 43-4199 | Information & Record Clerks, All Other | 697 | \$19.83 | \$17.38 | \$20.17 | \$22.86 | \$41,249 |
| 51-9061 | Inspectors, Testers, Sorters, Samplers, & Weighers | 688 | \$22.42 | \$15.06 | \$22.17 | \$30.17 | \$46,633 |
| 49-9799 | Installation, Maintenance, & Repair Workers, All Other | 281 | \$23.80 | \$17.29 | \$25.71 | \$30.12 | \$49,499 |
| 25-9031 | Instructional Coordinators | 251 | \$29.12 | \$22.90 | \$28.66 | \$34.96 | \$60,587 |

| SOC Code | Tacoma, WA MD Occupational Title | Estimated Employment | Average Wage | Percentiles 25th | Percentiles 50th | Percentiles 75th | Annual Wage |
|----------|--|----------------------|--------------|------------------|------------------|------------------|-------------|
| 47-2131 | Insulation Wkrs, Floor, Ceiling, & Wall | | \$23.72 | \$19.92 | \$23.24 | \$26.49 | \$49,356 |
| 43-9041 | Insurance Claims & Policy Processing Clerks | 421 | \$19.43 | \$16.40 | \$18.58 | \$21.69 | \$40,402 |
| 41-3021 | Insurance Sales Agents | 445 | \$24.01 | \$15.05 | \$22.68 | \$29.87 | \$49,927 |
| 27-1025 | Interior Designers | 81 | \$26.20 | \$20.33 | \$22.86 | \$32.17 | \$54,487 |
| 29-1063 | Internists, General | | \$102.60 | \$81.43 | \$91.04 | | \$213,406 |
| 27-3091 | Interpreters & Translators | 127 | \$18.25 | \$15.90 | \$19.03 | \$21.54 | \$37,962 |
| 43-4111 | Interviewers, Not Eligibility & Loan | 238 | \$17.88 | \$15.96 | \$17.72 | \$20.09 | \$37,182 |
| 37-2011 | Janitors & Cleaners, Not Maids & Housekeeping Cleaners | 4,627 | \$13.76 | \$9.74 | \$12.37 | \$16.82 | \$28,635 |
| 51-9071 | Jewelers & Precious Stone & Metal Wkrs | | \$14.09 | \$12.68 | \$13.62 | \$14.57 | \$29,300 |
| 25-2012 | Kindergarten Teachers, Not Special Education | 400 | | | | | \$53,654 |
| 53-7062 | Laborers & Freight, Stock, & Material Movers, Hand | 3,990 | \$14.37 | \$10.72 | \$13.36 | \$17.40 | \$29,883 |
| 17-1012 | Landscape Architects | 13 | \$38.45 | \$34.69 | \$40.13 | \$43.80 | \$79,977 |
| 37-1012 | Landscape, Lawn, Groundskeep Wkrs, 1st-Line Supvrs/Mgrs | 166 | \$21.86 | \$17.14 | \$20.85 | \$23.94 | \$45,465 |
| 37-3011 | Landscaping & Groundskeeping Wkrs | 1,748 | \$14.67 | \$11.29 | \$13.56 | \$17.17 | \$30,528 |
| 51-6011 | Laundry & Dry-Cleaning Wkrs | 385 | \$11.84 | \$9.75 | \$11.55 | \$13.50 | \$24,632 |
| 23-1011 | Lawyers | 708 | \$55.61 | \$35.75 | \$51.38 | \$63.22 | \$115,683 |
| 43-6012 | Legal Secretaries | 212 | \$20.61 | \$18.53 | \$20.54 | \$22.57 | \$42,877 |
| 23-2099 | Legal Support Wkrs, All Other | 81 | \$28.82 | \$24.23 | \$26.80 | \$29.55 | \$59,950 |
| 11-1031 | Legislators | 55 | | | | | \$98,840 |
| 25-4021 | Librarians | 287 | \$32.13 | \$27.43 | \$32.21 | \$36.62 | \$66,845 |
| 43-4121 | Library Assistants, Clerical | | \$13.38 | \$11.23 | \$13.11 | \$14.83 | \$27,837 |
| 25-4031 | Library Technicians | 233 | | | | | |
| 29-2061 | Licensed Practical & Licensed Vocational Nurses | 1,787 | \$22.23 | \$20.18 | \$21.91 | \$24.49 | \$46,227 |
| 19-4099 | Life, Physical, & Social Science Technicians, A/O | | \$25.90 | \$18.78 | \$26.04 | \$31.22 | \$53,878 |
| 33-9092 | Lifeguards, Ski Patrol, Recreational Protective Svc Wkrs | 221 | \$11.52 | \$9.74 | \$10.74 | \$11.75 | \$23,971 |
| 13-2071 | Loan Counselors | 88 | \$17.53 | \$15.34 | \$16.86 | \$18.39 | \$36,454 |
| 43-4131 | Loan Interviewers & Clerks | 586 | \$17.13 | \$14.00 | \$16.55 | \$19.41 | \$35,622 |
| 13-2072 | Loan Officers | 490 | \$35.95 | \$24.56 | \$30.71 | \$44.66 | \$74,779 |
| 39-3093 | Locker Room, Coatroom, & Dressing Room Attendants | | \$10.11 | \$9.05 | \$9.34 | \$10.36 | \$21,026 |
| 49-9094 | Locksmiths & Safe Repairers | 91 | \$18.34 | \$15.38 | \$17.16 | \$20.75 | \$38,164 |
| 11-9081 | Lodging Mgrs | | \$34.00 | \$30.62 | \$33.43 | \$36.24 | \$70,725 |
| 45-4022 | Logging Equipment Operators | 31 | \$22.76 | \$20.41 | \$22.34 | \$25.51 | \$47,331 |
| 13-1081 | Logisticians | | \$35.81 | \$28.72 | \$34.52 | \$42.66 | \$74,488 |
| 53-7063 | Machine Feeders & Offbearers | 149 | \$17.76 | \$14.80 | \$16.98 | \$20.47 | \$36,942 |
| 51-4041 | Machinists | 410 | \$23.91 | \$17.57 | \$23.92 | \$29.18 | \$49,739 |
| 37-2012 | Maids & Housekeeping Cleaners | 1,311 | \$10.60 | \$9.19 | \$9.84 | \$11.35 | \$22,054 |
| 43-9051 | Mail Clerks & Mail Machine Ops, Not Postal Svc | 114 | \$15.09 | \$11.53 | \$14.22 | \$18.92 | \$31,380 |
| 49-9071 | Maintenance & Repair Workers, General | 2,259 | \$20.55 | \$14.98 | \$20.20 | \$25.51 | \$42,761 |
| 49-9043 | Maintenance Wkrs, Machinery | 223 | \$28.23 | \$22.63 | \$27.55 | \$33.58 | \$58,728 |
| 13-1111 | Management Analysts | 498 | \$38.42 | \$29.78 | \$35.70 | \$44.04 | \$79,927 |
| 39-5092 | Manicurists & Pedicurists | | \$9.11 | \$8.93 | \$9.09 | \$9.26 | \$18,968 |
| 13-1161 | Market Research Analysts | 380 | \$29.75 | \$19.58 | \$25.81 | \$38.58 | \$61,894 |
| 11-2021 | Marketing Mgrs | 152 | \$54.90 | \$32.99 | \$44.28 | \$68.05 | \$114,179 |
| 21-1013 | Marriage & Family Therapists | | \$26.14 | \$19.77 | \$22.04 | \$26.91 | \$54,373 |
| 31-9011 | Massage Therapists | 274 | \$26.47 | \$21.30 | \$25.71 | \$31.86 | \$55,058 |
| 53-7199 | Material Moving Wkrs, All Other | 158 | \$32.72 | \$30.17 | \$33.05 | \$35.93 | \$68,056 |
| 19-2032 | Materials Scientists | 24 | \$41.56 | \$28.51 | \$40.71 | \$53.43 | \$86,450 |
| 25-1022 | Mathematical Science Teachers, Postsecondary | 71 | | | | | \$50,730 |
| 51-3022 | Meat, Poultry, & Fish Cutters & Trimmers | | \$12.28 | \$9.81 | \$11.89 | \$13.80 | \$25,548 |
| 17-3013 | Mechanical Drafters | 73 | \$30.43 | \$23.58 | \$28.18 | \$36.68 | \$63,300 |
| 17-3027 | Mechanical Engineering Technicians | 21 | \$28.20 | \$25.20 | \$27.65 | \$30.60 | \$58,668 |
| 17-2141 | Mechanical Engineers | 140 | \$42.98 | \$35.57 | \$42.91 | \$51.90 | \$89,393 |
| 49-1011 | Mechanics, Installers, Repairers, 1st-Ln Sprvs/Mgrs | 978 | \$31.81 | \$24.94 | \$31.57 | \$39.55 | \$66,162 |
| 27-3099 | Media & Communication Wkrs, All Other | | \$17.55 | \$12.35 | \$16.10 | \$20.05 | \$36,499 |
| 29-2012 | Medical & Clinical Laboratory Technicians | 212 | \$19.81 | \$16.45 | \$19.73 | \$22.84 | \$41,225 |
| 29-2011 | Medical & Clinical Laboratory Technologists | 331 | \$32.05 | \$27.10 | \$31.86 | \$36.78 | \$66,676 |
| 11-9111 | Medical & Health Svcs Mgrs | 631 | \$56.40 | \$41.36 | \$52.09 | \$66.88 | \$117,326 |
| 21-1022 | Medical & Public Health Social Wkrs | 391 | \$25.10 | \$17.64 | \$25.67 | \$32.07 | \$52,216 |
| 31-9092 | Medical Assistants | 1,248 | \$16.57 | \$15.04 | \$16.67 | \$18.30 | \$34,473 |
| 31-9093 | Medical Equipment Preparers | 121 | \$16.23 | \$13.70 | \$16.27 | \$18.48 | \$33,748 |
| 49-9062 | Medical Equipment Repairers | 100 | \$24.13 | \$18.82 | \$21.89 | \$28.68 | \$50,191 |
| 29-2071 | Medical Records & Health Information Technicians | 756 | \$17.41 | \$13.63 | \$16.32 | \$20.06 | \$36,224 |

| SOC Code | Tacoma, WA MD Occupational Title | Estimated Employment | Average Wage | Percentiles | | | Annual Wage |
|----------|--|----------------------|--------------|-------------|---------|---------|-------------|
| | | | | 25th | 50th | 75th | |
| 19-1042 | Medical Scientists, Not Epidemiologists | 82 | \$41.94 | \$31.31 | \$36.22 | \$52.43 | \$87,235 |
| 43-6013 | Medical Secretaries | 2,027 | \$19.74 | \$16.33 | \$18.42 | \$23.66 | \$41,071 |
| 31-9094 | Medical Transcriptionists | | \$18.15 | \$15.51 | \$19.24 | \$21.36 | \$37,755 |
| 13-1121 | Meeting & Convention Planners | 43 | \$27.10 | \$20.52 | \$25.87 | \$30.66 | \$56,374 |
| 21-1023 | Mental Health & Substance Abuse Social Wkrs | | \$22.37 | \$19.14 | \$22.29 | \$26.61 | \$46,531 |
| 21-1014 | Mental Health Counselors | 560 | \$21.14 | \$17.21 | \$20.36 | \$23.50 | \$43,971 |
| 27-1026 | Merchandise Displayers & Window Trimmers | 81 | \$14.94 | \$10.86 | \$15.16 | \$18.27 | \$31,089 |
| 51-4199 | Metal Wkrs & Plastic Wkrs, All Other | 41 | \$17.77 | \$11.94 | \$15.36 | \$20.73 | \$36,947 |
| 43-5041 | Meter Readers, Utilities | 61 | \$24.86 | \$23.47 | \$25.78 | \$28.08 | \$51,715 |
| 11-9199 | Mgrs, All Other | 448 | \$49.08 | \$36.61 | \$49.17 | \$57.69 | \$102,084 |
| 19-1022 | Microbiologists | 22 | \$26.19 | \$19.69 | \$23.43 | \$31.83 | \$54,469 |
| 25-2022 | Middle School Teachers (Not Special Ed & Vocational) | 1,376 | | | | | \$61,761 |
| 49-9044 | Millwrights | 209 | \$33.88 | \$30.22 | \$33.62 | \$37.00 | \$70,461 |
| 51-9023 | Mixing & Blending Machine Setters, Ops, & Tenders | 117 | \$18.58 | \$14.12 | \$19.09 | \$23.00 | \$38,644 |
| 49-3042 | Mobile Heavy Equipment Mechanics, Not Engines | 420 | \$29.79 | \$26.38 | \$29.09 | \$32.95 | \$61,959 |
| 51-4072 | Mold/Coremaking/Casting Mach Set/Op/Tend, Mtl/Plastic | | \$20.34 | \$15.11 | \$19.38 | \$23.67 | \$42,290 |
| 51-9195 | Molders, Shapers, & Casters, Not Metal & Plastic | 194 | \$15.19 | \$12.81 | \$14.85 | \$17.56 | \$31,587 |
| 49-3051 | Motorboat Mechanics | 29 | \$19.74 | \$16.99 | \$20.00 | \$22.59 | \$41,076 |
| 49-3052 | Motorcycle Mechanics | 17 | \$18.26 | \$13.81 | \$17.30 | \$22.48 | \$37,990 |
| 27-1014 | Multi-Media Artists & Animators | | \$25.23 | \$18.98 | \$22.15 | \$27.26 | \$52,490 |
| 51-4081 | Multiple Machine Tool Setters/Ops/Tenders, Mtl/Plastic | 23 | \$23.78 | \$20.71 | \$25.01 | \$27.39 | \$49,450 |
| 25-4013 | Museum Technicians & Conservators | 24 | \$20.09 | \$16.86 | \$20.94 | \$23.61 | \$41,779 |
| 27-2042 | Musicians & Singers | 22 | \$24.31 | \$13.02 | \$22.63 | \$33.63 | |
| 11-9121 | Natural Sciences Mgrs | 38 | \$52.26 | \$41.65 | \$46.61 | \$57.42 | \$108,694 |
| 15-1142 | Network & Computer Systems Administrators | 509 | \$33.37 | \$27.86 | \$32.74 | \$37.50 | \$69,408 |
| 43-4141 | New Accounts Clerks | 281 | \$17.29 | \$15.65 | \$17.16 | \$18.65 | \$35,957 |
| 39-2021 | Nonfarm Animal Caretakers | 534 | \$12.87 | \$9.68 | \$11.15 | \$14.28 | \$26,773 |
| 41-1012 | Non-Retail Sales Wkrs, 1st-Line spvrs/Mgrs of | 453 | \$33.66 | \$24.41 | \$29.57 | \$39.54 | \$70,022 |
| 29-2033 | Nuclear Medicine Technologists | 80 | \$38.99 | \$35.84 | \$39.98 | \$43.56 | \$81,102 |
| 51-4012 | Numerical Tool & Process Control Programmers | 44 | \$38.54 | \$33.27 | \$40.42 | \$44.60 | \$80,162 |
| 31-1012 | Nursing Aides, Orderlies, & Attendants | 2,741 | \$13.46 | \$11.33 | \$13.10 | \$14.98 | \$27,997 |
| 25-1072 | Nursing Instructors & Teachers, Postsecondary | 94 | | | | | \$61,755 |
| 29-1064 | Obstetricians & Gynecologists | | \$107.77 | \$83.61 | | | \$224,150 |
| 29-9011 | Occupational Health & Safety Specialists | 188 | \$35.04 | \$29.21 | \$33.10 | \$39.30 | \$72,879 |
| 29-9012 | Occupational Health & Safety Technicians | 11 | \$23.86 | \$19.67 | \$22.54 | \$31.96 | \$49,628 |
| 31-2011 | Occupational Therapist Assistants | 44 | \$25.55 | \$21.30 | \$25.45 | \$29.00 | \$53,140 |
| 29-1122 | Occupational Therapists | 299 | \$31.46 | \$26.04 | \$31.45 | \$38.46 | \$65,445 |
| 43-1011 | Office & Admin Support Wkrs, 1st-Line spvrs/Mgrs of | 2,652 | \$27.55 | \$19.97 | \$26.18 | \$34.36 | \$57,302 |
| 43-9799 | Office & Administrative Support Workers, All Other | 711 | \$16.73 | \$13.37 | \$15.83 | \$19.88 | \$34,800 |
| 43-9061 | Office Clerks, General | 4,491 | \$15.74 | \$12.21 | \$15.06 | \$18.32 | \$32,724 |
| 43-9071 | Office Machine Operators, Not Computer | | \$18.89 | \$14.39 | \$18.42 | \$23.74 | \$39,298 |
| 47-2073 | Operating Engineers/Construction Equipment Ops | 904 | \$31.29 | \$24.81 | \$31.35 | \$35.84 | \$65,083 |
| 15-2031 | Operations Research Analysts | | \$33.02 | \$24.88 | \$32.85 | \$38.54 | \$68,696 |
| 29-2081 | Opticians, Dispensing | 105 | \$18.84 | \$15.20 | \$18.24 | \$22.40 | \$39,186 |
| 29-1041 | Optometrists | | \$42.28 | \$40.62 | \$43.60 | \$47.80 | \$87,947 |
| 43-4151 | Order Clerks | 668 | \$16.90 | \$13.70 | \$16.59 | \$18.99 | \$35,164 |
| 29-2091 | Orthotists & Prosthetists | | \$29.61 | \$26.59 | \$31.90 | \$34.99 | \$61,596 |
| 49-3053 | Outdoor Power Equipment & Other Small Engine Mechanics | 78 | \$17.37 | \$15.82 | \$17.07 | \$18.31 | \$36,127 |
| 51-9111 | Packaging & Filling Machine Operators & Tenders | 378 | \$13.99 | \$11.54 | \$13.52 | \$15.80 | \$29,107 |
| 53-7064 | Packers & Packagers, Hand | 1,287 | \$11.75 | \$9.30 | \$10.17 | \$13.10 | \$24,439 |
| 47-2141 | Painters, Construction & Maintenance | 638 | \$23.49 | \$17.71 | \$22.78 | \$29.81 | \$48,858 |
| 51-9122 | Painters, Transportation Equipment | 137 | \$24.08 | \$16.76 | \$23.71 | \$29.04 | \$50,095 |
| 51-9123 | Painting, Coating, & Decorating Wkrs | | \$16.26 | \$13.55 | \$15.56 | \$17.88 | \$33,819 |
| 51-9196 | Paper Goods Machine Setters, Operators, & Tenders | 173 | \$18.93 | \$12.10 | \$18.08 | \$24.55 | \$39,383 |
| 23-2011 | Paralegals & Legal Assistants | 639 | \$23.83 | \$17.87 | \$22.16 | \$27.64 | \$49,554 |
| 33-3041 | Parking Enforcement Wkrs | 21 | \$18.07 | \$11.24 | \$18.71 | \$25.18 | \$37,573 |
| 53-6021 | Parking Lot Attendants | 117 | \$10.69 | \$9.55 | \$10.51 | \$11.46 | \$22,243 |
| 41-2022 | Parts Salespersons | 575 | \$16.56 | \$12.57 | \$15.97 | \$18.70 | \$34,443 |
| 51-4062 | Patternmakers, Metal & Plastic | | \$19.66 | \$11.81 | \$18.11 | \$26.35 | \$40,889 |
| 47-2071 | Paving, Surfacing, & Tamping Equipment Operators | | \$24.84 | \$22.94 | \$25.55 | \$27.73 | \$51,677 |
| 43-3051 | Payroll & Timekeeping Clerks | 349 | \$18.90 | \$15.78 | \$19.38 | \$21.86 | \$39,306 |
| 39-9021 | Personal & Home Care Aides | 1,380 | \$10.68 | \$9.95 | \$10.60 | \$11.26 | \$22,220 |

| SOC Code | Tacoma, WA MD Occupational Title | Estimated Employment | Average Wage | Percentiles | | | Annual Wage |
|----------|---|----------------------|--------------|-------------|---------|---------|-------------|
| | | | | 25th | 50th | 75th | |
| 39-9099 | Personal Care & Svc Wkrs, All Other | 274 | \$12.23 | \$9.45 | \$11.23 | \$14.92 | \$25,428 |
| 13-2052 | Personal Financial Advisors | 197 | \$32.41 | \$16.77 | \$18.99 | \$40.66 | \$67,419 |
| 39-1021 | Personal Svc Wkrs, 1st-Line Supervisors/Mgrs of | 431 | \$20.82 | \$14.78 | \$18.86 | \$25.98 | \$43,300 |
| 37-2021 | Pest Control Wkrs | | \$18.14 | \$13.64 | \$16.67 | \$21.53 | \$37,731 |
| 37-3012 | Pesticide Handlers, Sprayers, & Applicators, Vegetation | | \$17.65 | \$14.11 | \$16.58 | \$20.14 | \$36,726 |
| 51-8093 | Petroleum Pump System/Refinery Ops & Gaugers | 149 | \$29.79 | \$26.25 | \$30.60 | \$34.24 | \$61,949 |
| 29-1051 | Pharmacists | 559 | \$54.30 | \$50.26 | \$54.51 | \$59.73 | \$112,950 |
| 31-9095 | Pharmacy Aides | | \$13.17 | \$12.22 | \$13.16 | \$14.10 | \$27,398 |
| 29-2052 | Pharmacy Technicians | 703 | \$19.13 | \$16.75 | \$18.67 | \$21.54 | \$39,782 |
| 25-1126 | Philosophy & Religion Teachers, Postsecondary | 55 | | | | | \$42,281 |
| 27-4021 | Photographers | 64 | \$17.36 | \$9.20 | \$11.07 | \$20.59 | \$36,107 |
| 51-9151 | Photographic Process Wkrs & Processing Machine Ops | 75 | \$16.47 | \$12.91 | \$16.65 | \$19.99 | \$34,259 |
| 29-1069 | Phys/Surgeons, A/O (Cardiologists, Dermatologists, etc) | 635 | \$99.80 | \$77.43 | \$91.16 | | \$207,586 |
| 31-2022 | Physical Therapist Aides | 71 | \$13.15 | \$10.69 | \$12.04 | \$15.00 | \$27,354 |
| 31-2021 | Physical Therapist Assistants | 156 | \$24.76 | \$21.12 | \$24.88 | \$28.87 | \$51,486 |
| 29-1123 | Physical Therapists | 328 | \$34.01 | \$30.23 | \$34.33 | \$39.24 | \$70,742 |
| 29-1071 | Physician Assistants | 308 | \$46.57 | \$41.59 | \$45.72 | \$53.00 | \$96,863 |
| 25-1054 | Physics Teachers, Postsecondary | 24 | | | | | \$65,726 |
| 47-3015 | Pipelayer, Plumber, Pipefitter, Steamfitter Helpers | 93 | \$17.39 | \$14.27 | \$16.75 | \$18.95 | \$36,166 |
| 47-2151 | Pipelayers | 180 | \$30.85 | \$23.15 | \$32.35 | \$38.36 | \$64,183 |
| 51-8099 | Plant & System Operators, All Other | 118 | \$22.13 | \$15.78 | \$23.69 | \$28.96 | \$46,045 |
| 47-2161 | Plasterers & Stucco Masons | 12 | | | | | |
| 47-2152 | Plumbers, Pipefitters, & Steamfitters | 569 | \$34.88 | \$26.53 | \$33.35 | \$43.80 | \$72,557 |
| 33-1012 | Police & Detectives, 1st-Line Supervisors/Mgrs of | 204 | \$43.21 | \$38.79 | \$42.52 | \$46.66 | \$89,883 |
| 33-3051 | Police & Sheriff's Patrol Officers | 866 | \$32.90 | \$30.62 | \$33.10 | \$36.03 | \$68,435 |
| 43-5031 | Police, Fire, & Ambulance Dispatchers | 133 | \$24.88 | \$20.22 | \$22.57 | \$30.05 | \$51,746 |
| 25-1065 | Political Science Teachers, Postsecondary | 22 | | | | | \$50,187 |
| 43-5051 | Postal Svc Clerks | 122 | \$25.38 | \$24.20 | \$25.89 | \$26.44 | \$52,785 |
| 43-5052 | Postal Svc Mail Carriers | 699 | \$25.77 | \$25.20 | \$27.06 | \$27.07 | \$53,614 |
| 43-5053 | Postal Svc Mail Sorters/Processors/Processing Mach Ops | 287 | \$24.41 | \$25.28 | \$25.88 | \$25.89 | \$50,771 |
| 11-9131 | Postmasters & Mail Superintendents | 22 | \$34.55 | \$27.63 | \$35.76 | \$38.48 | \$71,869 |
| 25-1199 | Postsecondary Teachers, All Other | 41 | | | | | \$58,506 |
| 51-8013 | Power Plant Operators | | \$33.12 | \$31.64 | \$33.51 | \$35.39 | \$68,888 |
| 49-9069 | Precision Instrument & Equipment Repairers, A/O | 34 | \$30.73 | \$28.64 | \$32.11 | \$32.13 | \$63,916 |
| 25-2011 | Preschool Teachers, Not Special Education | 755 | \$12.68 | \$10.04 | \$11.23 | \$13.71 | \$26,371 |
| 51-6021 | Pressers, Textile, Garment, & Related Materials | 100 | \$11.92 | \$10.58 | \$11.78 | \$13.20 | \$24,785 |
| 51-5112 | Printing Press Operators | 107 | \$18.00 | \$14.11 | \$17.44 | \$21.69 | \$37,448 |
| 43-3061 | Procurement Clerks | 221 | \$20.33 | \$17.92 | \$20.61 | \$22.86 | \$42,291 |
| 27-2012 | Producers & Directors | 55 | \$26.27 | \$20.56 | \$24.93 | \$32.68 | \$54,631 |
| 51-1011 | Production & Operating Wkrs, 1st-Line spvrs/Mgrs of | 809 | \$29.24 | \$21.54 | \$27.86 | \$36.24 | \$60,819 |
| 51-9399 | Production Workers, All Other | 240 | \$16.07 | \$11.35 | \$14.10 | \$20.41 | \$33,421 |
| 43-5061 | Production, Planning, & Expediting Clerks | 371 | \$20.99 | \$15.69 | \$20.57 | \$26.44 | \$43,649 |
| 11-9141 | Property, Real Estate, & Community Association Mgrs | 295 | \$27.80 | \$21.18 | \$25.89 | \$34.73 | \$57,835 |
| 33-1099 | Protective Svc Wkrs A/O, 1st-Line spvrs/Mgrs of | 127 | \$24.87 | \$20.67 | \$23.08 | \$28.39 | \$51,729 |
| 33-9099 | Protective Svc Wkrs, All Other | 259 | \$19.85 | \$16.24 | \$20.11 | \$22.74 | \$41,272 |
| 29-1066 | Psychiatrists | 86 | \$93.84 | \$80.58 | \$87.10 | | \$195,186 |
| 19-3039 | Psychologists, All Other | 131 | \$43.63 | \$34.81 | \$46.77 | \$49.60 | \$90,744 |
| 25-1066 | Psychology Teachers, Postsecondary | 95 | | | | | \$45,757 |
| 11-2031 | Public Relations Mgrs | 141 | \$44.09 | \$31.11 | \$42.10 | \$56.55 | \$91,706 |
| 27-3031 | Public Relations Specialists | 258 | \$28.25 | \$22.24 | \$28.35 | \$34.09 | \$58,756 |
| 13-1023 | Purchasing Agents (Not Wholesale/Retail/Farm Prodcnts) | 505 | \$27.71 | \$21.25 | \$26.16 | \$33.45 | \$57,639 |
| 11-3061 | Purchasing Mgrs | 85 | \$40.62 | \$33.05 | \$40.22 | \$50.16 | \$84,489 |
| 27-3011 | Radio & Television Announcers | 34 | | | | | |
| 29-2037 | Radiologic Technologists & Technicians | 386 | \$31.31 | \$26.50 | \$30.40 | \$35.73 | \$65,132 |
| 41-9022 | Real Estate Sales Agents | 132 | \$25.01 | \$20.48 | \$25.01 | \$28.56 | \$52,023 |
| 43-4171 | Receptionists & Information Clerks | 1,794 | \$13.43 | \$10.94 | \$12.97 | \$15.09 | \$27,946 |
| 25-1193 | Recreation & Fitness Studies Teachers, Postsecondary | 76 | | | | | \$49,007 |
| 39-9032 | Recreation Wkrs | 380 | \$11.85 | \$9.71 | \$10.79 | \$12.34 | \$24,644 |
| 29-1125 | Recreational Therapists | 86 | \$21.40 | \$19.75 | \$21.92 | \$23.42 | \$44,507 |
| 49-3092 | Recreational Vehicle Svc Technicians | | \$19.15 | \$13.93 | \$18.43 | \$24.35 | \$39,830 |
| 53-7081 | Refuse & Recyclable Material Collectors | 293 | \$22.30 | \$17.44 | \$24.25 | \$27.25 | \$46,383 |
| 29-1111 | Registered Nurses | 6,114 | \$36.91 | \$30.94 | \$36.52 | \$43.01 | \$76,782 |

| SOC Code | Tacoma, WA MD Occupational Title | Estimated Employment | Average Wage | Percentiles | | | Annual Wage |
|----------|--|----------------------|--------------|-------------|---------|---------|-------------|
| | | | | 25th | 50th | 75th | |
| 21-1015 | Rehabilitation Counselors | 1,725 | \$19.37 | \$15.70 | \$18.43 | \$23.35 | \$40,298 |
| 47-2171 | Reinforcing Iron & Rebar Wkrs | | \$24.06 | \$16.86 | \$18.67 | \$32.17 | \$50,032 |
| 21-2099 | Religious Wkrs, All Other | | \$10.93 | \$9.16 | \$9.40 | \$9.63 | \$22,736 |
| 39-9041 | Residential Advisors | 68 | \$16.59 | \$13.01 | \$16.29 | \$20.82 | \$34,505 |
| 29-1126 | Respiratory Therapists | 226 | \$28.33 | \$25.30 | \$27.61 | \$31.61 | \$58,943 |
| 29-2054 | Respiratory Therapy Technicians | | \$29.51 | \$26.49 | \$30.55 | \$33.83 | \$61,382 |
| 41-1011 | Retail Sales Wkrs, 1st-Line Supervisors/Mgrs of | 2,241 | \$23.18 | \$16.05 | \$20.80 | \$27.50 | \$48,221 |
| 41-2031 | Retail Salespersons | 8,711 | \$13.69 | \$9.55 | \$11.47 | \$15.39 | \$28,462 |
| 47-2181 | Roofers | | \$19.59 | \$15.72 | \$18.34 | \$22.14 | \$40,730 |
| 41-9799 | Sales & Related Workers, All Other | 386 | \$17.81 | \$11.86 | \$15.31 | \$22.82 | \$37,048 |
| 41-9031 | Sales Engineers | 93 | \$52.15 | \$41.86 | \$50.16 | \$56.67 | \$108,466 |
| 11-2022 | Sales Mgrs | 466 | \$51.97 | \$37.20 | \$45.93 | \$60.73 | \$108,116 |
| 41-3099 | Sales Reps, Svcs, All Other | 1,035 | \$24.81 | \$15.83 | \$22.05 | \$30.14 | \$51,608 |
| 41-4012 | Sales Reps, Wholesale/Manuf (Not Tech/Sci Prdcts) | 2,413 | \$31.08 | \$19.73 | \$25.94 | \$36.08 | \$64,663 |
| 41-4011 | Sales Reps, Wholesale/Manuf, Tech.Scientific Prdcts | 423 | \$34.25 | \$23.80 | \$30.44 | \$43.65 | \$71,254 |
| 51-7041 | Sawing Machine Setters, Ops, & Tenders, Wood | 193 | \$17.86 | \$15.37 | \$17.47 | \$20.49 | \$37,137 |
| 25-2031 | Secondary School Teachers (Not Special/Voc Ed) | 1,565 | | | | | \$60,732 |
| 43-6014 | Secretaries, Not Legal, Medical, & Executive | 3,067 | \$18.22 | \$15.18 | \$17.99 | \$21.34 | \$37,898 |
| 41-3031 | Securities, Commodities, & Financial Svcs Sales Agents | 218 | \$33.81 | \$17.23 | \$22.51 | \$36.08 | \$70,312 |
| 49-2098 | Security & Fire Alarm Systems Installers | 91 | \$23.04 | \$18.40 | \$22.78 | \$27.41 | \$47,919 |
| 33-9032 | Security Guards | 2,182 | \$15.51 | \$10.94 | \$13.60 | \$17.95 | \$32,260 |
| 25-3021 | Self-Enrichment Education Teachers | 450 | \$22.04 | \$16.92 | \$21.66 | \$26.64 | \$45,854 |
| 47-4071 | Septic Tank Svcrs & Sewer Pipe Cleaners | 175 | \$21.76 | \$16.59 | \$20.75 | \$26.88 | \$45,267 |
| 51-6031 | Sewing Machine Operators | 177 | \$16.35 | \$13.17 | \$16.64 | \$18.42 | \$33,997 |
| 47-2211 | Sheet Metal Wkrs | 171 | \$30.24 | \$25.36 | \$30.89 | \$36.67 | \$62,895 |
| 43-5071 | Shipping, Receiving, & Traffic Clerks | 1,342 | \$16.53 | \$12.43 | \$14.86 | \$19.89 | \$34,367 |
| 39-5094 | Skin Care Specialists | 55 | \$19.12 | \$12.55 | \$19.38 | \$22.46 | \$39,767 |
| 51-3023 | Slaughterers & Meat Packers | 19 | \$17.41 | \$14.40 | \$18.87 | \$21.14 | \$36,220 |
| 11-9151 | Social & Community Svc Mgrs | 335 | \$34.56 | \$26.87 | \$32.75 | \$40.64 | \$71,887 |
| 21-1093 | Social & Human Svc Assistants | 903 | \$14.32 | \$11.09 | \$13.33 | \$16.34 | \$29,790 |
| 19-3099 | Social Scientists & Related Wkrs, All Other | 114 | \$34.54 | \$29.82 | \$33.80 | \$39.68 | \$71,844 |
| 21-1029 | Social Wkrs, All Other | 356 | \$28.49 | \$20.41 | \$30.40 | \$35.79 | \$59,262 |
| 25-1067 | Sociology Teachers, Postsecondary | 28 | | | | | \$61,683 |
| 25-2041 | Special Ed Teachers, Preschool, Kindergarten, Elementary | 426 | | | | | \$57,613 |
| 25-2053 | Special Education Teachers, Middle School | 170 | | | | | \$61,053 |
| 25-2054 | Special Education Teachers, Secondary School | 297 | | | | | \$56,960 |
| 29-1127 | Speech-Language Pathologists | 222 | \$32.01 | \$27.49 | \$32.48 | \$36.42 | \$66,591 |
| 15-2041 | Statisticians | 12 | \$31.19 | \$24.09 | \$30.15 | \$35.80 | \$64,872 |
| 43-5081 | Stock Clerks & Order Fillers | 4,863 | \$13.86 | \$9.59 | \$12.01 | \$17.18 | \$28,831 |
| 47-2221 | Structural Iron & Steel Wkrs | | \$36.96 | \$32.43 | \$39.64 | \$43.03 | \$76,872 |
| 51-2041 | Structural Metal Fabricators & Fitters | 159 | \$19.11 | \$15.88 | \$18.68 | \$22.41 | \$39,753 |
| 21-1011 | Substance Abuse & Behavioral Disorder Counselors | 186 | \$19.53 | \$16.32 | \$19.34 | \$22.42 | \$40,633 |
| 29-1067 | Surgeons | 224 | \$127.39 | | | | \$264,973 |
| 29-2055 | Surgical Technologists | 222 | \$22.69 | \$18.95 | \$23.15 | \$26.53 | \$47,209 |
| 17-3031 | Surveying & Mapping Technicians | 90 | \$21.97 | \$17.64 | \$21.99 | \$26.23 | \$45,706 |
| 17-1022 | Surveyors | 86 | \$33.41 | \$27.11 | \$33.10 | \$40.70 | \$69,484 |
| 53-6031 | Svc Station Attendants | 266 | \$12.73 | \$10.38 | \$11.45 | \$13.90 | \$26,470 |
| 43-2011 | Switchboard Operators, Including Answering Svc | 247 | \$14.07 | \$11.10 | \$13.25 | \$15.62 | \$29,271 |
| 51-6052 | Tailors, Dressmakers, & Custom Sewers | | \$14.57 | \$10.07 | \$12.20 | \$20.14 | \$30,299 |
| 53-7121 | Tank Car, Truck, & Ship Loaders | 99 | \$29.93 | \$19.52 | \$31.89 | \$39.63 | \$62,260 |
| 47-2082 | Tapers | 232 | \$20.89 | \$13.00 | \$19.27 | \$28.41 | \$43,453 |
| 13-2082 | Tax Preparers | | \$13.18 | \$9.58 | \$10.98 | \$15.27 | \$27,401 |
| 53-3041 | Taxi Drivers & Chauffeurs | 172 | \$17.59 | \$10.71 | \$15.39 | \$25.20 | \$36,582 |
| 25-9041 | Teacher Assistants | 3,521 | | | | | \$30,951 |
| 25-3999 | Teachers, Primary, Secondary, & Adult, All Others | 2,004 | | | | | \$39,644 |
| 51-2092 | Team Assemblers | 363 | \$17.76 | \$13.37 | \$16.84 | \$21.89 | \$36,931 |
| 27-3042 | Tech Writers | 38 | \$32.85 | \$22.04 | \$30.77 | \$40.32 | \$68,341 |
| 49-2022 | Telecom Equipment Installers & Repairers (Not Line) | 344 | \$27.27 | \$21.35 | \$27.60 | \$33.10 | \$56,713 |
| 49-9052 | Telecommunications Line Installers & Repairers | 250 | \$24.89 | \$19.94 | \$24.15 | \$28.86 | \$51,786 |
| 41-9041 | Telemarketers | 187 | \$14.06 | \$10.47 | \$13.17 | \$15.82 | \$29,263 |
| 43-3071 | Tellers | 965 | \$13.18 | \$11.31 | \$12.92 | \$14.61 | \$27,416 |
| 51-6062 | Textile Cutting Machine Setters, Ops, & Tenders | | \$13.68 | \$12.65 | \$13.52 | \$14.39 | \$28,441 |

| SOC Code | Tacoma, WA MD Occupational Title | Estimated Employment | Average Wage | Percentiles | | | Annual Wage |
|----------|--|----------------------|--------------|-------------|---------|---------|-------------|
| | | | | 25th | 50th | 75th | |
| 47-2044 | Tile & Marble Setters | | \$28.31 | \$22.29 | \$31.06 | \$34.18 | \$58,874 |
| 49-3093 | Tire Repairers & Changers | 171 | \$14.70 | \$11.58 | \$14.02 | \$17.68 | \$30,584 |
| 23-2093 | Title Examiners, Abstractors, & Searchers | 157 | \$19.74 | \$13.71 | \$18.21 | \$23.98 | \$41,064 |
| 51-4111 | Tool & Die Makers | 65 | \$30.35 | \$24.79 | \$31.83 | \$35.75 | \$63,114 |
| 51-4194 | Tool Grinders, Filers, & Sharpeners | | \$23.70 | \$19.79 | \$21.70 | \$29.99 | \$49,277 |
| 39-7011 | Tour Guides & Escorts | 14 | \$19.33 | \$16.37 | \$19.09 | \$21.94 | \$40,214 |
| 53-6041 | Traffic Technicians | 13 | \$23.05 | \$21.35 | \$21.36 | \$24.80 | \$47,958 |
| 11-3131 | Training & Development Managers | 43 | \$42.15 | \$34.89 | \$41.72 | \$47.12 | \$87,673 |
| 13-1151 | Training & Development Specialists | 247 | \$28.21 | \$23.61 | \$27.66 | \$33.62 | \$58,662 |
| 53-6051 | Transportation Inspectors | | \$22.14 | \$19.78 | \$21.36 | \$23.45 | \$46,054 |
| 11-3071 | Transportation, Storage, & Distribution Mgrs | 249 | \$41.56 | \$30.52 | \$39.64 | \$50.91 | \$86,432 |
| 53-1031 | Transpntn/Material-Mvng Vehicle Ops, 1st-Ln Spvrs/Mgrs | 575 | \$30.09 | \$23.98 | \$30.29 | \$35.90 | \$62,581 |
| 41-3041 | Travel Agents | 78 | \$15.47 | \$12.76 | \$16.23 | \$17.85 | \$32,174 |
| 53-3032 | Truck Drivers, Heavy & Tractor-Trailer | 3,714 | \$21.36 | \$16.74 | \$20.87 | \$25.44 | \$44,432 |
| 53-3033 | Truck Drivers, Light or Delivery Svcs | 1,653 | \$19.45 | \$13.71 | \$17.33 | \$23.56 | \$40,453 |
| 51-6093 | Upholsterers | | \$15.27 | \$12.01 | \$13.66 | \$19.75 | \$31,753 |
| 19-3051 | Urban & Regional Planners | 157 | \$35.90 | \$31.01 | \$36.58 | \$42.21 | \$74,676 |
| 39-3031 | Ushers, Lobby Attendants, & Ticket Takers | | \$9.88 | \$9.07 | \$9.34 | \$10.48 | \$20,558 |
| 29-1131 | Veterinarians | 143 | \$41.78 | \$35.21 | \$40.98 | \$45.85 | \$86,889 |
| 31-9096 | Veterinary Assistants & Laboratory Animal Caretakers | 148 | \$11.54 | \$9.91 | \$11.25 | \$13.13 | \$24,006 |
| 29-2056 | Veterinary Technologists & Technicians | 213 | \$18.12 | \$15.12 | \$17.17 | \$20.61 | \$37,705 |
| 25-1194 | Vocational Education Teachers, Postsecondary | 602 | \$27.69 | \$22.10 | \$26.90 | \$33.07 | \$57,586 |
| 25-2032 | Vocational Education Teachers, Secondary School | 285 | | | | | \$61,497 |
| 35-3031 | Waiters & Waitresses | 4,303 | \$13.17 | \$9.26 | \$12.63 | \$14.77 | \$27,396 |
| 51-8031 | Water & Liquid Waste Treatment Plant & System Ops | 168 | \$28.80 | \$24.81 | \$28.88 | \$33.72 | \$59,919 |
| 43-5111 | Weighers, Measurers, Checkers, & Samplers, Recordkeeping | 87 | \$17.21 | \$13.11 | \$17.81 | \$21.18 | \$35,797 |
| 51-4121 | Welders, Cutters, Solderers, & Brazers | 527 | \$20.64 | \$17.15 | \$20.83 | \$24.20 | \$42,936 |
| 51-4122 | Welding/Soldering/Brazing Machine Setters/Ops/Tenders | | \$22.60 | \$18.23 | \$24.65 | \$27.32 | \$46,999 |
| 13-1022 | Wholesale & Retail Buyers, Not Farm Products | | \$17.77 | \$10.42 | \$11.43 | \$17.89 | \$36,950 |
| 51-7099 | WoodWkrs, All Other | | \$16.36 | \$10.85 | \$18.35 | \$21.05 | \$34,012 |
| 51-7042 | Woodworking Machine Setters/Ops/Tenders (Not Sawing) | 149 | \$16.22 | \$13.57 | \$16.19 | \$18.56 | \$33,743 |
| 43-9022 | Word Processors & Typists | 90 | \$18.46 | \$14.56 | \$16.99 | \$21.17 | \$38,396 |
| 27-3043 | Writers & Authors | 21 | \$28.88 | \$20.43 | \$23.74 | \$33.05 | \$60,067 |
| 19-1023 | Zoologists & Wildlife Biologists | 55 | \$25.48 | \$13.55 | \$22.87 | \$33.72 | \$52,989 |

Wenatchee, WA MSA
2012 Occupational Employment
and Wage Estimates
Includes Chelan and Douglas Counties



| SOC Code | Wenatchee, WA MSA Occupational Title | Estimated Employment | Average Wage | Percentiles | | | Annual Wage |
|----------|--|----------------------|--------------|-------------|---------|---------|-------------|
| | | | | 25th | 50th | 75th | |
| 13-2011 | Accountants & Auditors | 236 | \$30.05 | \$24.51 | \$27.97 | \$34.18 | \$62,498 |
| 11-3011 | Administrative Svcs Mgrs | 39 | \$34.07 | \$24.21 | \$32.75 | \$42.45 | \$70,874 |
| 25-3011 | Adult Literacy, Remedial Ed, GED Teachers/Inst | 66 | \$19.56 | \$14.84 | \$19.54 | \$22.22 | \$40,680 |
| 41-3011 | Advertising Sales Agents | 36 | \$16.60 | \$11.22 | \$13.60 | \$18.32 | \$34,530 |
| 45-2011 | Agricultural Inspectors | 46 | \$19.64 | \$19.27 | \$19.28 | \$21.13 | \$40,836 |
| 45-2099 | Agricultural Wkrs, All Other | | \$16.23 | \$13.51 | \$15.69 | \$17.93 | \$33,758 |
| 49-3011 | Aircraft Mechanics & Svc Technicians | 29 | \$22.29 | \$14.47 | \$24.43 | \$28.00 | \$46,370 |
| 39-3091 | Amusement & Recreation Attendants | 116 | \$10.73 | \$9.18 | \$9.96 | \$11.82 | \$22,321 |
| 13-2021 | Appraisers & Assessors of Real Estate | 57 | \$21.96 | \$16.16 | \$21.95 | \$27.80 | \$45,672 |
| 17-1011 | Architects, Not Landscape & Naval | 17 | \$29.74 | \$18.71 | \$32.86 | \$37.48 | \$61,855 |
| 17-3011 | Architectural & Civil Drafters | 18 | \$21.51 | \$17.01 | \$19.95 | \$26.12 | \$44,726 |
| 51-2099 | Assemblers & Fabricators, All Other | 43 | \$11.41 | \$9.33 | \$10.44 | \$12.85 | \$23,741 |
| 49-3021 | Automotive Body & Related Repairers | 29 | \$14.27 | \$11.32 | \$15.34 | \$17.04 | \$29,672 |
| 49-3023 | Automotive Svc Technicians & Mechanics | 144 | \$19.50 | \$15.25 | \$19.93 | \$23.84 | \$40,561 |
| 51-3011 | Bakers | 33 | \$11.69 | \$10.01 | \$11.18 | \$13.13 | \$24,302 |
| 35-3011 | Bartenders | 248 | \$14.33 | \$10.40 | \$13.40 | \$16.18 | \$29,796 |
| 43-3011 | Bill & Account Collectors | 27 | \$18.80 | \$15.14 | \$18.33 | \$22.16 | \$39,108 |
| 43-3021 | Billing & Posting Clerks & Machine Operators | 225 | \$15.88 | \$13.42 | \$15.93 | \$18.08 | \$33,023 |
| 19-4021 | Biological Technicians | 91 | \$17.91 | \$14.65 | \$16.46 | \$20.40 | \$37,255 |
| 43-3031 | Bookkeeping, Accounting, & Auditing Clerks | 628 | \$17.28 | \$13.67 | \$17.20 | \$20.80 | \$35,939 |
| 49-3031 | Bus & Truck Mechanics & Diesel Engine Specialists | 164 | \$21.35 | \$19.53 | \$21.51 | \$23.75 | \$44,404 |
| 53-3022 | Bus Drivers, School | 186 | \$17.65 | \$15.99 | \$17.53 | \$19.23 | \$36,702 |
| 13-1199 | Business Operations Specialists, All Other | 155 | \$30.65 | \$23.08 | \$28.84 | \$37.71 | \$63,765 |
| 51-3021 | Butchers & Meat Cutters | 41 | \$14.16 | \$10.81 | \$13.77 | \$17.21 | \$29,469 |
| 47-2031 | Carpenters | 279 | \$23.78 | \$16.35 | \$24.88 | \$32.20 | \$49,470 |
| 17-1021 | Cartographers & Photogrammetrists | 11 | \$31.29 | \$27.67 | \$32.10 | \$35.43 | \$65,094 |
| 41-2011 | Cashiers | 1,133 | \$11.18 | \$9.35 | \$10.22 | \$11.75 | \$23,245 |
| 47-2051 | Cement Masons & Concrete Finishers | 64 | \$21.03 | \$16.16 | \$19.86 | \$25.36 | \$43,725 |
| 19-4031 | Chemical Technicians | 24 | \$17.31 | \$15.51 | \$17.01 | \$18.50 | \$36,016 |
| 19-2031 | Chemists | 11 | \$32.99 | \$25.51 | \$29.62 | \$41.29 | \$68,633 |
| 11-1011 | Chief Executives | 30 | \$73.36 | \$48.83 | \$60.71 | | \$152,599 |
| 39-9011 | Child Care Wkrs | 180 | \$10.29 | \$9.20 | \$9.85 | \$11.02 | \$21,394 |
| 21-1021 | Child, Family, & School Social Wkrs | 46 | \$25.70 | \$23.06 | \$25.51 | \$28.88 | \$53,463 |
| 17-3022 | Civil Engineering Technicians | 25 | \$25.68 | \$23.67 | \$24.87 | \$28.16 | \$53,422 |
| 17-2051 | Civil Engineers | 141 | \$34.99 | \$31.07 | \$34.29 | \$37.87 | \$72,788 |
| 13-1031 | Claims Adjusters, Examiners, & Investigators | 30 | \$27.02 | \$14.36 | \$30.71 | \$35.35 | \$56,209 |
| 53-7061 | Cleaners of Vehicles & Equipment | 120 | \$10.67 | \$9.25 | \$9.91 | \$11.74 | \$22,202 |
| 19-3031 | Clinical, Counseling, & School Psychologists | 27 | \$39.94 | \$29.27 | \$33.09 | \$36.78 | \$83,073 |
| 27-2022 | Coaches & Scouts | 154 | | | | | \$36,640 |
| 35-3021 | Comb Food Preparation & Serving Wkrs, Inc Fast Food | 878 | \$10.67 | \$9.08 | \$9.42 | \$11.57 | \$22,201 |
| 21-1798 | Community & Social Service Specialists, All Other | 27 | \$24.13 | \$21.15 | \$24.54 | \$27.61 | \$50,191 |
| 13-1041 | Compliance Ofcrs (Not Ag/Const/Safety/Transportn) | 59 | \$28.68 | \$24.26 | \$26.79 | \$33.65 | \$59,653 |
| 11-3021 | Computer & Information Systems Mgrs | 31 | \$48.28 | \$38.08 | \$45.76 | \$55.56 | \$100,432 |
| 15-1799 | Computer Occupations, All Other | 49 | \$20.77 | \$11.33 | \$16.93 | \$28.54 | \$43,204 |
| 43-9011 | Computer Operators | 16 | \$19.98 | \$13.52 | \$20.43 | \$26.14 | \$41,572 |
| 15-1132 | Computer Software Engineers, Applications | | \$37.86 | \$27.49 | \$38.57 | \$46.35 | \$78,741 |
| 15-1150 | Computer Support Specialists | 138 | \$19.63 | \$13.54 | \$19.54 | \$23.45 | \$40,828 |
| 15-1121 | Computer Systems Analysts | 26 | \$39.14 | \$31.48 | \$37.85 | \$44.75 | \$81,410 |
| 51-4011 | Computer-Controlled Machine Tool Ops, Mtl/Plastic | 25 | \$13.26 | \$11.00 | \$12.70 | \$14.60 | \$27,585 |
| 19-1031 | Conservation Scientists | | \$34.80 | \$26.24 | \$30.76 | \$36.38 | \$72,388 |
| 47-4011 | Construction & Building Inspectors | 41 | \$30.27 | \$28.15 | \$32.32 | \$34.42 | \$62,956 |
| 47-2061 | Construction Laborers | 178 | \$15.88 | \$13.29 | \$15.57 | \$17.83 | \$33,037 |
| 11-9021 | Construction Mgrs | 18 | \$43.45 | \$27.91 | \$43.74 | \$51.28 | \$90,376 |
| 47-1011 | Construction Trades/Extraction Wkrs, 1st-Ln Spvs/Mgrs | 112 | \$31.26 | \$24.46 | \$30.67 | \$36.68 | \$65,021 |
| 49-9012 | Control & Valve Installers & Repairers (Not Mech Door) | | \$17.70 | \$15.74 | \$17.15 | \$18.55 | \$36,800 |

| SOC Code | Wenatchee, WA MSA Occupational Title | Estimated Employment | Average Wage | Percentiles | | | Annual Wage |
|----------|--|----------------------|--------------|-------------|---------|---------|-------------|
| | | | | 25th | 50th | 75th | |
| 35-2019 | Cooks, All Other | 64 | \$11.41 | \$9.61 | \$10.58 | \$11.56 | \$23,725 |
| 35-2011 | Cooks, Fast Food | | \$10.84 | \$9.19 | \$9.53 | \$12.41 | \$22,561 |
| 35-2012 | Cooks, Institution & Cafeteria | 116 | \$13.29 | \$10.62 | \$12.62 | \$15.81 | \$27,638 |
| 35-2014 | Cooks, Restaurant | 443 | \$13.00 | \$11.15 | \$12.88 | \$14.53 | \$27,028 |
| 35-2015 | Cooks, Short Order | 18 | \$10.64 | \$9.42 | \$10.20 | \$11.54 | \$22,136 |
| 33-3012 | Correctional Officers & Jailers | | \$20.57 | \$18.80 | \$20.70 | \$22.59 | \$42,800 |
| 13-1051 | Cost Estimators | 35 | \$24.58 | \$16.12 | \$23.01 | \$29.45 | \$51,120 |
| 41-2021 | Counter & Rental Clerks | 218 | \$15.08 | \$10.51 | \$12.07 | \$18.32 | \$31,366 |
| 35-3022 | Counter Attendants, Cafeteria, Concession, Coffee Shop | 454 | \$9.58 | \$9.05 | \$9.28 | \$9.51 | \$19,916 |
| 43-5021 | Couriers & Messengers | 25 | \$13.70 | \$12.48 | \$13.73 | \$14.94 | \$28,483 |
| 43-4031 | Court, Municipal, & License Clerks | | \$19.78 | \$16.65 | \$19.61 | \$22.64 | \$41,144 |
| 53-7021 | Crane & Tower Operators | | \$24.61 | \$18.54 | \$21.53 | \$32.82 | \$51,206 |
| 13-2041 | Credit Analysts | | \$17.23 | \$14.43 | \$16.72 | \$20.60 | \$35,853 |
| 43-4051 | Customer Svc Reps | 160 | \$14.27 | \$11.43 | \$13.99 | \$16.91 | \$29,676 |
| 43-9021 | Data Entry Keyers | 26 | \$12.28 | \$10.22 | \$11.30 | \$14.00 | \$25,535 |
| 15-1141 | Database Administrators | | \$37.96 | \$31.28 | \$38.39 | \$45.45 | \$78,951 |
| 31-9091 | Dental Assistants | 132 | \$16.38 | \$12.68 | \$15.46 | \$19.42 | \$34,080 |
| 29-2021 | Dental Hygienists | 57 | \$44.48 | \$40.30 | \$43.61 | \$48.81 | \$92,519 |
| 51-9081 | Dental Laboratory Technicians | 17 | \$19.85 | \$14.72 | \$19.84 | \$22.13 | \$41,288 |
| 29-1021 | Dentists, General | 68 | \$65.68 | \$43.84 | \$56.86 | \$76.26 | \$136,625 |
| 33-3021 | Detectives & Criminal Investigators | 15 | \$39.67 | \$32.55 | \$35.57 | \$45.96 | \$82,527 |
| 29-1031 | Dietitians & Nutritionists | 19 | \$26.31 | \$23.83 | \$26.67 | \$29.73 | \$54,713 |
| 35-9011 | Dining Room & Cafeteria Attendants & Bartender Helpers | 194 | \$9.81 | \$9.05 | \$9.32 | \$10.22 | \$20,415 |
| 35-9021 | Dishwashers | 171 | \$9.31 | \$8.98 | \$9.18 | \$9.36 | \$19,363 |
| 43-5032 | Dispatchers, Not Police, Fire, & Ambulance | 48 | \$19.39 | \$16.17 | \$18.22 | \$21.49 | \$40,318 |
| 53-3031 | Driver/Sales Wkrs | | \$16.58 | \$11.74 | \$16.71 | \$19.93 | \$34,497 |
| 47-2081 | Drywall & Ceiling Tile Installers | 78 | | | | | |
| 27-3041 | Editors | 23 | \$24.36 | \$16.63 | \$21.77 | \$28.14 | \$50,681 |
| 11-9032 | Education Administrators, Elem & Secondary School | 81 | | | | | \$99,380 |
| 25-9099 | Education, Training, & Library Wkrs, All Other | | \$27.74 | \$21.09 | \$27.24 | \$33.97 | \$57,697 |
| 21-1012 | Educational, Vocational, & School Counselors | 84 | \$26.87 | \$21.98 | \$25.96 | \$32.54 | \$55,879 |
| 17-2071 | Electrical Engineers | 12 | \$37.81 | \$22.07 | \$39.09 | \$42.52 | \$78,642 |
| 49-2094 | Electrical/Electronics Repairers, Industrial Equipmt | 24 | \$28.58 | \$24.91 | \$31.19 | \$33.77 | \$59,439 |
| 47-2111 | Electricians | 127 | \$21.36 | \$16.30 | \$20.93 | \$26.25 | \$44,419 |
| 17-2072 | Electronics Engineers, Not Computer | | \$32.30 | \$25.67 | \$28.79 | \$37.86 | \$67,178 |
| 25-2021 | Elementary School Teachers, Not Special Education | 448 | | | | | \$59,061 |
| 43-4061 | Eligibility Interviewers, Government Programs | 47 | \$20.24 | \$18.12 | \$20.42 | \$23.16 | \$42,096 |
| 29-2041 | Emergency Medical Technicians & Paramedics | 84 | | | | | |
| 11-9041 | Engineering Mgrs | 29 | \$52.46 | \$41.75 | \$45.02 | \$54.24 | \$109,114 |
| 17-3029 | Engineering Technicians, Not Drafters, All Other | 11 | \$22.40 | \$13.64 | \$20.79 | \$29.27 | \$46,579 |
| 19-2041 | Environmental Scientists & Specialists (Inc Health) | 27 | \$26.95 | \$24.77 | \$26.88 | \$28.98 | \$56,057 |
| 43-6011 | Executive Secretaries & Administrative Assistants | 134 | \$21.49 | \$16.99 | \$21.50 | \$26.04 | \$44,691 |
| 29-1062 | Family & General Practitioners | 33 | | | | | |
| 49-3041 | Farm Equipment Mechanics | 62 | \$15.22 | \$11.75 | \$14.93 | \$17.95 | \$31,653 |
| 45-1011 | Farming, Fishing, & Forestry Wkrs, 1st-Ln Sprvs/Mgrs | 83 | \$21.11 | \$13.79 | \$17.11 | \$27.12 | \$43,910 |
| 45-2092 | FarmWkrs & Laborers, Crop, Nursery, & Greenhouse | 919 | \$11.30 | \$9.80 | \$10.69 | \$11.58 | \$23,492 |
| 43-4071 | File Clerks | 36 | \$11.84 | \$9.72 | \$11.73 | \$13.62 | \$24,627 |
| 11-3031 | Financial Mgrs | 90 | \$45.69 | \$32.20 | \$42.65 | \$58.66 | \$95,037 |
| 33-2011 | Fire Fighters | 133 | \$22.67 | \$10.73 | \$25.77 | \$32.79 | \$47,151 |
| 33-1021 | Fire Fighting & Prevention Wkrs, 1st-Ln spvrs/Mgrs of | 34 | \$33.45 | \$22.28 | \$36.67 | \$42.17 | \$69,568 |
| 39-9031 | Fitness Trainers & Aerobics Instructors | 37 | \$17.54 | \$14.06 | \$17.81 | \$21.23 | \$36,493 |
| 27-1023 | Floral Designers | 23 | \$10.20 | \$9.27 | \$9.60 | \$10.83 | \$21,223 |
| 51-3092 | Food Batchmakers | 17 | \$12.03 | \$10.33 | \$11.09 | \$11.88 | \$25,029 |
| 35-1012 | Food Preparation & Serving Wkrs, 1st-Ln Spvrs/Mgrs of | 293 | \$17.33 | \$11.77 | \$15.89 | \$21.12 | \$36,042 |
| 35-2021 | Food Preparation Wkrs | 165 | \$10.13 | \$9.08 | \$9.46 | \$10.87 | \$21,059 |
| 35-3041 | Food Servers, Nonrestaurant | 110 | \$10.14 | \$9.18 | \$9.56 | \$10.87 | \$21,084 |
| 19-1032 | Foresters | 11 | \$30.98 | \$28.89 | \$31.68 | \$34.48 | \$64,431 |
| 11-1021 | General & Operations Mgrs | 361 | \$52.53 | \$38.84 | \$47.33 | \$59.29 | \$109,254 |
| 45-2041 | Graders & Sorters, Agricultural Products | 496 | \$10.00 | \$9.02 | \$9.29 | \$10.32 | \$20,803 |
| 27-1024 | Graphic Designers | 37 | \$18.06 | \$15.46 | \$17.72 | \$20.66 | \$37,569 |
| 37-3019 | Grounds Maintenance Wkrs, All Other | | \$14.08 | \$10.65 | \$12.94 | \$15.68 | \$29,287 |
| 39-5012 | Hairdressers, Hairstylists, & Cosmetologists | | \$10.78 | \$9.30 | \$10.13 | \$12.13 | \$22,424 |

| SOC Code | Wenatchee, WA MSA Occupational Title | Estimated Employment | Average Wage | Percentiles | | | Annual Wage |
|----------|--|----------------------|--------------|-------------|---------|---------|-------------|
| | | | | 25th | 50th | 75th | |
| 53-1021 | Hand Labor/Material Movers/Helpers, 1st-Ln Spvrs/Mgrs | 57 | \$20.18 | \$15.14 | \$18.89 | \$24.71 | \$41,988 |
| 29-2799 | Health Technologists & Technicians, All Other | 47 | \$26.40 | \$18.97 | \$24.71 | \$32.44 | \$54,909 |
| 31-9799 | Healthcare Support Workers, All Other | 22 | \$15.37 | \$13.81 | \$15.99 | \$17.43 | \$31,978 |
| 49-9021 | Heating, Air Cond, Refrigeration Mechanics & Installers | | \$19.36 | \$16.46 | \$18.50 | \$22.04 | \$40,267 |
| 47-3012 | Helpers--Carpenters | | \$16.71 | \$15.93 | \$16.94 | \$17.93 | \$34,751 |
| 49-9098 | Helpers--Installation, Maintenance, & Repair Wkrs | 41 | \$14.44 | \$11.01 | \$15.12 | \$17.31 | \$30,028 |
| 51-9198 | Helpers--Production Wkrs | | \$14.27 | \$10.36 | \$12.51 | \$19.27 | \$29,698 |
| 47-4051 | Highway Maintenance Wkrs | 86 | \$20.65 | \$17.89 | \$20.25 | \$22.70 | \$42,949 |
| 31-1011 | Home Health Aides | 87 | \$11.29 | \$9.86 | \$10.79 | \$11.83 | \$23,486 |
| 43-4081 | Hotel, Motel, & Resort Desk Clerks | 217 | \$11.39 | \$9.90 | \$11.01 | \$12.52 | \$23,686 |
| 37-1011 | Housekeeping/Janitorial Wkrs, 1st-Line Spvs/Mgrs | 40 | \$17.34 | \$13.39 | \$17.36 | \$20.90 | \$36,060 |
| 13-1078 | HR, Labor Relations, & Training Spec, All Other | 65 | \$32.26 | \$23.68 | \$28.55 | \$39.11 | \$67,096 |
| 43-4161 | Human Resources Assistants, Not Payroll & Timekeeping | 30 | \$18.86 | \$14.88 | \$17.54 | \$21.61 | \$39,229 |
| 11-3121 | Human Resources Managers | 20 | \$47.12 | \$34.09 | \$46.06 | \$57.66 | \$98,003 |
| 49-9041 | Industrial Machinery Mechanics | 45 | \$29.15 | \$21.40 | \$25.60 | \$38.65 | \$60,639 |
| 11-3051 | Industrial Production Mgrs | | \$37.72 | \$28.63 | \$34.01 | \$49.47 | \$78,470 |
| 53-7051 | Industrial Truck & Tractor Operators | 246 | \$13.74 | \$10.69 | \$12.43 | \$15.89 | \$28,589 |
| 15-1179 | Info Security Analyst, Web Dvlpr, & Cptr Netwk Architect | 35 | \$29.07 | \$17.35 | \$29.75 | \$36.22 | \$60,463 |
| 43-4199 | Information & Record Clerks, All Other | 56 | \$17.17 | \$12.03 | \$16.28 | \$21.43 | \$35,712 |
| 51-9061 | Inspectors, Testers, Sorters, Samplers, & Weighers | 53 | \$12.50 | \$9.10 | \$9.39 | \$13.62 | \$25,987 |
| 49-9799 | Installation, Maintenance, & Repair Workers, All Other | | \$16.85 | \$14.86 | \$16.70 | \$18.25 | \$35,045 |
| 25-9031 | Instructional Coordinators | 47 | \$31.33 | \$26.19 | \$32.06 | \$36.33 | \$65,164 |
| 41-3021 | Insurance Sales Agents | | \$27.38 | \$19.59 | \$25.72 | \$33.15 | \$56,950 |
| 29-1063 | Internists, General | 28 | \$123.91 | | | | \$257,738 |
| 27-3091 | Interpreters & Translators | 29 | \$20.54 | \$17.10 | \$19.92 | \$24.16 | \$42,733 |
| 37-2011 | Janitors & Cleaners, Not Maids & Housekeeping Cleaners | 577 | \$13.63 | \$10.65 | \$13.56 | \$16.37 | \$28,346 |
| 23-1023 | Judges, Magistrate Judges, & Magistrates | 28 | \$52.29 | \$36.59 | \$56.50 | \$66.82 | \$108,767 |
| 25-2012 | Kindergarten Teachers, Not Special Education | 59 | | | | | \$53,601 |
| 53-7062 | Laborers & Freight, Stock, & Material Movers, Hand | 722 | \$15.58 | \$10.58 | \$13.18 | \$20.41 | \$32,399 |
| 37-1012 | Landscape, Lawn, Groundskeep Wkrs, 1st-Line Supvrs/Mgrs | 16 | \$20.90 | \$16.17 | \$18.66 | \$23.71 | \$43,472 |
| 37-3011 | Landscaping & Groundskeeping Wkrs | 238 | \$14.14 | \$10.89 | \$13.18 | \$16.47 | \$29,415 |
| 51-6011 | Laundry & Dry-Cleaning Wkrs | | \$11.42 | \$9.26 | \$9.83 | \$11.75 | \$23,749 |
| 23-1011 | Lawyers | 118 | \$46.27 | \$30.00 | \$37.58 | \$50.99 | \$96,246 |
| 43-6012 | Legal Secretaries | 107 | \$20.10 | \$17.04 | \$19.45 | \$22.27 | \$41,791 |
| 23-2099 | Legal Support Wkrs, All Other | 13 | \$24.31 | \$21.16 | \$25.33 | \$28.65 | \$50,570 |
| 11-1031 | Legislators | 18 | | | | | \$147,067 |
| 25-4021 | Librarians | 21 | \$30.65 | \$28.65 | \$32.00 | \$34.64 | \$63,750 |
| 43-4121 | Library Assistants, Clerical | 31 | \$15.84 | \$14.60 | \$16.16 | \$17.54 | \$32,952 |
| 29-2061 | Licensed Practical & Licensed Vocational Nurses | 104 | \$20.68 | \$18.84 | \$20.82 | \$22.67 | \$43,007 |
| 43-4131 | Loan Interviewers & Clerks | 46 | \$17.62 | \$14.86 | \$16.85 | \$18.76 | \$36,648 |
| 13-2072 | Loan Officers | 106 | \$32.99 | \$24.42 | \$31.52 | \$40.09 | \$68,616 |
| 53-7063 | Machine Feeders & Offbearers | 31 | \$12.47 | \$9.94 | \$11.20 | \$14.11 | \$25,954 |
| 51-4041 | Machinists | | \$21.79 | \$16.71 | \$20.89 | \$26.60 | \$45,320 |
| 37-2012 | Maids & Housekeeping Cleaners | 559 | \$9.96 | \$9.09 | \$9.42 | \$10.65 | \$20,726 |
| 43-9051 | Mail Clerks & Mail Machine Ops, Not Postal Svc | 12 | \$9.84 | \$9.02 | \$9.25 | \$10.37 | \$20,450 |
| 49-9071 | Maintenance & Repair Workers, General | 381 | \$19.68 | \$15.77 | \$18.59 | \$23.41 | \$40,933 |
| 13-1111 | Management Analysts | 20 | \$43.24 | \$33.70 | \$47.22 | \$53.18 | \$89,939 |
| 13-1161 | Market Research Analysts | 40 | \$26.45 | \$20.82 | \$24.27 | \$29.98 | \$55,019 |
| 11-2021 | Marketing Mgrs | | \$46.81 | \$39.40 | \$46.71 | \$60.50 | \$97,362 |
| 31-9011 | Massage Therapists | | \$23.08 | \$14.33 | \$25.28 | \$30.45 | \$48,011 |
| 49-9011 | Mechanical Door Repairers | | \$15.98 | \$13.29 | \$14.44 | \$19.29 | \$33,244 |
| 17-2141 | Mechanical Engineers | | \$40.80 | \$35.10 | \$43.17 | \$50.07 | \$84,872 |
| 49-1011 | Mechanics, Installers, Repairers, 1st-Ln Spvrs/Mgrs | 140 | \$29.64 | \$23.09 | \$29.39 | \$35.48 | \$61,648 |
| 11-9111 | Medical & Health Svcs Mgrs | 98 | \$49.91 | \$41.06 | \$49.82 | \$56.80 | \$103,809 |
| 21-1022 | Medical & Public Health Social Wkrs | 45 | | | | | |
| 31-9092 | Medical Assistants | 225 | \$17.32 | \$13.59 | \$16.11 | \$20.43 | \$36,030 |
| 31-9093 | Medical Equipment Preparers | 15 | \$14.20 | \$12.42 | \$13.85 | \$15.73 | \$29,532 |
| 43-6013 | Medical Secretaries | 151 | \$17.61 | \$15.12 | \$17.67 | \$20.59 | \$36,637 |
| 31-9094 | Medical Transcriptionists | 33 | \$17.25 | \$15.01 | \$17.19 | \$19.87 | \$35,871 |
| 13-1121 | Meeting & Convention Planners | | \$28.90 | \$24.69 | \$27.19 | \$32.98 | \$60,115 |
| 21-1023 | Mental Health & Substance Abuse Social Wkrs | | \$19.86 | \$9.54 | \$22.66 | \$26.63 | \$41,302 |
| 21-1014 | Mental Health Counselors | | \$22.80 | \$17.47 | \$22.49 | \$27.92 | \$47,439 |

| SOC Code | Wenatchee, WA MSA Occupational Title | Estimated Employment | Average Wage | Percentiles | | | Annual Wage |
|----------|---|----------------------|--------------|-------------|---------|---------|-------------|
| | | | | 25th | 50th | 75th | |
| 11-9199 | Mgrs, All Other | 41 | \$44.04 | \$28.26 | \$43.30 | \$59.80 | \$91,614 |
| 25-2022 | Middle School Teachers (Not Special Ed & Vocational) | 189 | | | | | \$60,579 |
| 49-3042 | Mobile Heavy Equipment Mechanics, Not Engines | | \$17.92 | \$14.11 | \$17.09 | \$20.86 | \$37,278 |
| 11-9121 | Natural Sciences Mgrs | | \$45.43 | \$40.14 | \$43.76 | \$51.76 | \$94,501 |
| 15-1142 | Network & Computer Systems Administrators | 56 | \$26.23 | \$19.40 | \$25.04 | \$33.30 | \$54,560 |
| 43-4141 | New Accounts Clerks | 52 | \$15.49 | \$12.35 | \$14.85 | \$18.46 | \$32,228 |
| 39-2021 | Nonfarm Animal Caretakers | 30 | \$14.62 | \$11.17 | \$14.07 | \$17.80 | \$30,408 |
| 41-1012 | Non-Retail Sales Wkrs, 1st-Line spvrs/Mgrs of | 62 | \$29.92 | \$21.42 | \$28.66 | \$34.25 | \$62,230 |
| 31-1012 | Nursing Aides, Orderlies, & Attendants | 387 | \$11.80 | \$10.20 | \$11.32 | \$13.22 | \$24,542 |
| 29-9011 | Occupational Health & Safety Specialists | 13 | \$33.32 | \$28.84 | \$30.62 | \$36.86 | \$69,300 |
| 29-1122 | Occupational Therapists | 22 | \$38.00 | \$32.36 | \$37.21 | \$43.76 | \$79,037 |
| 43-1011 | Office & Admin Support Wkrs, 1st-Line spvrs/Mgrs of | 301 | \$23.25 | \$18.06 | \$23.25 | \$27.61 | \$48,354 |
| 43-9799 | Office & Administrative Support Workers, All Other | 72 | \$17.15 | \$14.69 | \$17.56 | \$20.20 | \$35,669 |
| 43-9061 | Office Clerks, General | 539 | \$14.29 | \$11.11 | \$13.55 | \$16.50 | \$29,706 |
| 43-9071 | Office Machine Operators, Not Computer | 12 | \$13.82 | \$11.03 | \$14.02 | \$16.73 | \$28,736 |
| 47-2073 | Operating Engineers/Construction Equipment Ops | 211 | \$22.67 | \$17.65 | \$21.30 | \$26.34 | \$47,142 |
| 29-2081 | Opticians, Dispensing | 14 | \$18.49 | \$13.16 | \$16.27 | \$24.65 | \$38,460 |
| 43-4151 | Order Clerks | 81 | \$17.07 | \$13.60 | \$16.67 | \$20.31 | \$35,523 |
| 51-9111 | Packaging & Filling Machine Operators & Tenders | 123 | \$9.70 | \$9.02 | \$9.22 | \$9.42 | \$20,174 |
| 53-7064 | Packers & Packagers, Hand | 1,087 | \$10.47 | \$9.07 | \$9.31 | \$10.51 | \$21,766 |
| 47-2141 | Painters, Construction & Maintenance | 69 | \$18.62 | \$13.80 | \$16.82 | \$21.94 | \$38,730 |
| 23-2011 | Paralegals & Legal Assistants | | \$22.44 | \$18.00 | \$21.87 | \$27.02 | \$46,681 |
| 41-2022 | Parts Salespersons | 104 | \$17.24 | \$11.91 | \$15.93 | \$22.28 | \$35,856 |
| 43-3051 | Payroll & Timekeeping Clerks | 68 | \$15.96 | \$12.70 | \$15.66 | \$19.37 | \$33,198 |
| 39-9021 | Personal & Home Care Aides | 165 | \$11.30 | \$10.09 | \$11.04 | \$12.15 | \$23,505 |
| 39-1021 | Personal Svc Wkrs, 1st-Line Supervisors/Mgrs of | 54 | \$18.62 | \$16.13 | \$17.74 | \$19.87 | \$38,742 |
| 29-1051 | Pharmacists | 73 | \$56.12 | \$50.37 | \$54.75 | \$61.32 | \$116,723 |
| 29-2052 | Pharmacy Technicians | 62 | \$16.96 | \$14.74 | \$16.89 | \$19.11 | \$35,281 |
| 29-1069 | Phys/Surgeons, A/O (Cardiologists, Dermatologists, etc) | 190 | \$118.04 | | | | \$245,511 |
| 31-2022 | Physical Therapist Aides | 26 | \$13.96 | \$11.50 | \$13.50 | \$16.06 | \$29,024 |
| 31-2021 | Physical Therapist Assistants | 15 | \$22.36 | \$19.13 | \$21.84 | \$26.43 | \$46,509 |
| 29-1123 | Physical Therapists | 77 | \$35.12 | \$28.67 | \$35.03 | \$41.64 | \$73,058 |
| 29-1071 | Physician Assistants | 45 | \$48.90 | \$40.89 | \$46.15 | \$57.61 | \$101,711 |
| 47-2152 | Plumbers, Pipefitters, & Steamfitters | | \$24.65 | \$18.15 | \$24.43 | \$28.26 | \$51,268 |
| 33-1012 | Police & Detectives, 1st-Line Supervisors/Mgrs of | 40 | \$36.74 | \$32.86 | \$36.30 | \$39.55 | \$76,432 |
| 33-3051 | Police & Sheriff's Patrol Officers | 193 | \$28.34 | \$24.99 | \$28.26 | \$32.41 | \$58,961 |
| 43-5051 | Postal Svc Clerks | 18 | \$25.43 | \$24.19 | \$25.89 | \$26.92 | \$52,883 |
| 43-5052 | Postal Svc Mail Carriers | 95 | \$24.84 | \$21.97 | \$25.96 | \$27.07 | \$51,668 |
| 43-5053 | Postal Svc Mail Sorters/Processors/Processing Mach Ops | 48 | \$21.81 | \$18.23 | \$25.23 | \$25.89 | \$45,371 |
| 11-9131 | Postmasters & Mail Superintendents | 16 | \$29.58 | \$25.19 | \$30.65 | \$35.83 | \$61,531 |
| 25-2011 | Preschool Teachers, Not Special Education | 70 | \$14.97 | \$10.98 | \$15.23 | \$17.82 | \$31,139 |
| 21-1092 | Probation Officers & Correctional Treatment Specialists | | \$24.41 | \$21.23 | \$24.87 | \$27.58 | \$50,773 |
| 43-3061 | Procurement Clerks | 13 | \$18.16 | \$15.78 | \$17.51 | \$21.20 | \$37,779 |
| 51-1011 | Production & Operating Wkrs, 1st-Line spvrs/Mgrs of | 115 | \$21.65 | \$16.11 | \$20.69 | \$26.45 | \$45,017 |
| 51-9399 | Production Workers, All Other | 46 | \$11.73 | \$9.80 | \$11.41 | \$13.34 | \$24,385 |
| 43-5061 | Production, Planning, & Expediting Clerks | 30 | \$19.63 | \$13.70 | \$18.48 | \$26.44 | \$40,826 |
| 11-9141 | Property, Real Estate, & Community Association Mgrs | 35 | \$27.23 | \$24.71 | \$26.86 | \$29.02 | \$56,637 |
| 33-9099 | Protective Svc Wkrs, All Other | 63 | \$22.73 | \$16.99 | \$23.06 | \$27.30 | \$47,281 |
| 11-2031 | Public Relations Mgrs | 12 | \$39.18 | \$34.05 | \$39.64 | \$43.84 | \$81,485 |
| 27-3031 | Public Relations Specialists | 26 | \$29.65 | \$23.45 | \$31.19 | \$34.78 | \$61,683 |
| 13-1023 | Purchasing Agents (Not Wholesale/Retail/Farm Prodcnts) | 43 | \$25.68 | \$20.71 | \$23.90 | \$29.54 | \$53,404 |
| 41-9022 | Real Estate Sales Agents | 11 | \$29.27 | \$21.11 | \$31.24 | \$34.90 | \$60,872 |
| 43-4171 | Receptionists & Information Clerks | 325 | \$12.82 | \$10.91 | \$12.68 | \$14.49 | \$26,657 |
| 39-9032 | Recreation Wkrs | 86 | \$12.20 | \$9.22 | \$9.58 | \$12.67 | \$25,370 |
| 53-7081 | Refuse & Recyclable Material Collectors | 70 | \$20.21 | \$19.31 | \$20.70 | \$22.08 | \$42,033 |
| 29-1111 | Registered Nurses | 946 | \$33.83 | \$27.58 | \$33.01 | \$40.00 | \$70,387 |
| 21-1015 | Rehabilitation Counselors | 72 | \$22.81 | \$17.30 | \$24.87 | \$26.79 | \$47,448 |
| 41-1011 | Retail Sales Wkrs, 1st-Line Supervisors/Mgrs of | 400 | \$20.98 | \$14.80 | \$18.88 | \$25.97 | \$43,647 |
| 41-2031 | Retail Salespersons | 1,452 | \$11.99 | \$9.48 | \$10.77 | \$13.31 | \$24,936 |
| 47-2181 | Roofers | 43 | \$16.87 | \$11.16 | \$16.86 | \$21.12 | \$35,075 |
| 41-9799 | Sales & Related Workers, All Other | 56 | \$13.96 | \$10.75 | \$12.38 | \$14.35 | \$29,044 |
| 11-2022 | Sales Mgrs | 44 | \$44.52 | \$34.86 | \$43.00 | \$54.82 | \$92,611 |

| SOC Code | Wenatchee, WA MSA Occupational Title | Estimated Employment | Average Wage | Percentiles | | | Annual Wage |
|----------|--|----------------------|--------------|-------------|---------|---------|-------------|
| | | | | 25th | 50th | 75th | |
| 41-3099 | Sales Reps, Svcs, All Other | 104 | \$23.22 | \$17.31 | \$24.16 | \$27.89 | \$48,299 |
| 41-4012 | Sales Reps, Wholesale/Manuf (Not Tech/Sci Prdcts) | 311 | \$30.28 | \$20.13 | \$29.44 | \$39.01 | \$62,984 |
| 25-2031 | Secondary School Teachers (Not Special/Voc Ed) | 294 | | | | | \$61,741 |
| 43-6014 | Secretaries, Not Legal, Medical, & Executive | 566 | \$16.59 | \$14.05 | \$16.62 | \$18.79 | \$34,502 |
| 33-9032 | Security Guards | 52 | | | | | |
| 25-3021 | Self-Enrichment Education Teachers | | \$20.61 | \$16.20 | \$21.02 | \$24.89 | \$42,875 |
| 51-9012 | Separating & Filtering Machine Setters/Ops/Tndrs | | \$17.78 | \$12.51 | \$16.84 | \$21.96 | \$36,975 |
| 51-6031 | Sewing Machine Operators | | \$15.23 | \$12.03 | \$14.91 | \$18.49 | \$31,669 |
| 43-5071 | Shipping, Receiving, & Traffic Clerks | 194 | \$12.79 | \$9.52 | \$11.30 | \$14.99 | \$26,595 |
| 11-9151 | Social & Community Svc Mgrs | 43 | \$33.27 | \$20.17 | \$29.42 | \$43.49 | \$69,208 |
| 21-1093 | Social & Human Svc Assistants | 86 | \$13.43 | \$10.63 | \$12.01 | \$15.68 | \$27,934 |
| 21-1029 | Social Wkrs, All Other | 11 | \$18.61 | \$13.42 | \$17.34 | \$22.22 | \$38,697 |
| 25-2041 | Special Ed Teachers, Preschool, Kindergarten, Elementary | 31 | | | | | \$56,033 |
| 25-2054 | Special Education Teachers, Secondary School | 29 | | | | | \$56,413 |
| 29-1127 | Speech-Language Pathologists | 32 | \$31.63 | \$25.90 | \$31.68 | \$36.30 | \$65,782 |
| 43-5081 | Stock Clerks & Order Fillers | 383 | \$12.56 | \$9.52 | \$11.61 | \$14.94 | \$26,126 |
| 21-1011 | Substance Abuse & Behavioral Disorder Counselors | | \$21.40 | \$17.94 | \$21.57 | \$25.29 | \$44,492 |
| 17-3031 | Surveying & Mapping Technicians | 24 | \$23.35 | \$18.89 | \$24.10 | \$27.73 | \$48,573 |
| 17-1022 | Surveyors | 25 | \$32.56 | \$26.71 | \$30.76 | \$40.09 | \$67,711 |
| 53-6031 | Svc Station Attendants | | \$11.06 | \$9.35 | \$9.76 | \$11.63 | \$23,008 |
| 43-2011 | Switchboard Operators, Including Answering Svc | 35 | \$12.17 | \$9.31 | \$12.10 | \$14.26 | \$25,308 |
| 51-6052 | Tailors, Dressmakers, & Custom Sewers | | \$9.92 | \$9.19 | \$9.64 | \$10.74 | \$20,640 |
| 47-2082 | Tapers | | \$24.50 | \$23.90 | \$25.80 | \$27.70 | \$50,959 |
| 13-2081 | Tax Examiners, Collectors, & Revenue Agents | 19 | \$24.16 | \$21.41 | \$24.26 | \$26.78 | \$50,266 |
| 53-3041 | Taxi Drivers & Chauffeurs | 35 | \$10.50 | \$9.52 | \$10.38 | \$11.40 | \$21,841 |
| 25-9041 | Teacher Assistants | 599 | | | | | \$29,398 |
| 25-3999 | Teachers, Primary, Secondary, & Adult, All Others | 412 | | | | | \$34,023 |
| 43-3071 | Tellers | 176 | \$11.84 | \$10.45 | \$11.31 | \$12.86 | \$24,638 |
| 49-3093 | Tire Repairers & Changers | | \$12.60 | \$10.42 | \$12.08 | \$14.10 | \$26,212 |
| 23-2093 | Title Examiners, Abstractors, & Searchers | | \$21.74 | \$16.37 | \$21.29 | \$27.55 | \$45,226 |
| 39-7011 | Tour Guides & Escorts | | \$14.49 | \$10.80 | \$14.57 | \$17.13 | \$30,145 |
| 13-1151 | Training & Development Specialists | 31 | \$31.18 | \$22.29 | \$30.40 | \$39.67 | \$64,856 |
| 11-3071 | Transportation, Storage, & Distribution Mgrs | 18 | \$38.37 | \$27.81 | \$33.14 | \$47.49 | \$79,811 |
| 53-1031 | Transpnt/Material-Mvng Vehicle Ops, 1st-Ln Spvrs/Mgrs | 72 | \$24.97 | \$19.35 | \$22.46 | \$29.58 | \$51,940 |
| 41-3041 | Travel Agents | 14 | \$17.95 | \$15.44 | \$17.26 | \$19.38 | \$37,340 |
| 53-3032 | Truck Drivers, Heavy & Tractor-Trailer | 383 | \$18.64 | \$15.54 | \$17.86 | \$21.67 | \$38,774 |
| 53-3033 | Truck Drivers, Light or Delivery Svcs | 224 | \$16.23 | \$11.44 | \$13.70 | \$18.13 | \$33,760 |
| 19-3051 | Urban & Regional Planners | 35 | \$35.87 | \$31.96 | \$36.11 | \$40.86 | \$74,609 |
| 25-1194 | Vocational Education Teachers, Postsecondary | 61 | \$22.45 | \$19.93 | \$22.90 | \$26.49 | \$46,699 |
| 25-2032 | Vocational Education Teachers, Secondary School | 30 | | | | | \$56,887 |
| 35-3031 | Waiters & Waitresses | 627 | \$12.77 | \$9.19 | \$12.66 | \$14.66 | \$26,566 |
| 51-8031 | Water & Liquid Waste Treatment Plant & System Ops | 21 | \$25.00 | \$21.29 | \$24.26 | \$27.82 | \$51,981 |
| 43-5111 | Weighers, Measurers, Checkers, & Samplers, Recordkeeping | 44 | \$14.57 | \$11.15 | \$13.20 | \$16.65 | \$30,309 |
| 51-4121 | Welders, Cutters, Solderers, & Brazers | 42 | \$13.17 | \$11.21 | \$12.87 | \$14.46 | \$27,385 |
| 13-1022 | Wholesale & Retail Buyers, Not Farm Products | 20 | \$21.04 | \$17.68 | \$20.57 | \$22.90 | \$43,755 |
| 43-9022 | Word Processors & Typists | 15 | \$14.49 | \$11.14 | \$15.02 | \$16.27 | \$30,142 |
| 19-1023 | Zoologists & Wildlife Biologists | 64 | \$29.97 | \$24.87 | \$29.81 | \$33.54 | \$62,331 |

Yakima, WA MSA
2012 Occupational Employment
and Wage Estimates
Includes Yakima County



| SOC Code | Yakima, WA MSA Occupational Title | Estimated Employment | Average Wage | Percentiles | | | Annual Wage |
|----------|---|----------------------|--------------|-------------|---------|---------|-------------|
| | | | | 25th | 50th | 75th | |
| 13-2011 | Accountants & Auditors | 419 | \$31.71 | \$24.78 | \$28.85 | \$35.85 | \$65,941 |
| 11-3011 | Administrative Svcs Mgrs | 84 | \$36.21 | \$26.05 | \$37.51 | \$44.04 | \$75,314 |
| 25-3011 | Adult Literacy, Remedial Ed, GED Teachers/Inst | 134 | \$22.08 | \$19.85 | \$21.83 | \$23.81 | \$45,939 |
| 41-3011 | Advertising Sales Agents | 55 | \$25.26 | \$10.72 | \$19.90 | \$30.55 | \$52,527 |
| 19-4011 | Agricultural & Food Science Technicians | 51 | \$16.42 | \$11.08 | \$15.76 | \$20.44 | \$34,161 |
| 45-2091 | Agricultural Equipment Operators | 181 | \$12.62 | \$10.59 | \$12.12 | \$13.80 | \$26,239 |
| 45-2011 | Agricultural Inspectors | 129 | \$18.36 | \$14.13 | \$19.27 | \$19.28 | \$38,176 |
| 45-2099 | Agricultural Wkrs, All Other | 108 | \$19.82 | \$18.70 | \$20.52 | \$22.20 | \$41,215 |
| 39-3091 | Amusement & Recreation Attendants | 160 | \$11.22 | \$9.09 | \$9.42 | \$11.43 | \$23,334 |
| 33-9011 | Animal Control Wkrs | 14 | \$17.11 | \$15.59 | \$18.19 | \$20.76 | \$35,575 |
| 17-1011 | Architects, Not Landscape & Naval | | \$28.43 | \$25.63 | \$27.57 | \$29.49 | \$59,127 |
| 17-3011 | Architectural & Civil Drafters | 22 | \$22.54 | \$19.44 | \$22.31 | \$26.19 | \$46,875 |
| 51-2099 | Assemblers & Fabricators, All Other | 252 | \$12.52 | \$9.86 | \$11.18 | \$13.74 | \$26,039 |
| 29-1181 | Audiologists | | \$36.82 | \$32.30 | \$34.66 | \$37.00 | \$76,592 |
| 49-3021 | Automotive Body & Related Repairers | 76 | \$16.55 | \$13.22 | \$16.12 | \$20.05 | \$34,426 |
| 49-3023 | Automotive Svc Technicians & Mechanics | 308 | \$17.61 | \$10.87 | \$17.24 | \$24.01 | \$36,637 |
| 51-3011 | Bakers | 152 | \$13.11 | \$10.20 | \$12.67 | \$14.88 | \$27,264 |
| 35-3011 | Bartenders | 230 | \$12.55 | \$9.10 | \$12.36 | \$15.44 | \$26,105 |
| 43-3011 | Bill & Account Collectors | 140 | \$15.97 | \$13.58 | \$16.35 | \$18.23 | \$33,207 |
| 43-3021 | Billing & Posting Clerks & Machine Operators | 402 | \$16.08 | \$13.39 | \$15.54 | \$18.43 | \$33,440 |
| 19-4021 | Biological Technicians | 45 | \$18.70 | \$13.64 | \$17.28 | \$21.54 | \$38,905 |
| 43-3031 | Bookkeeping, Accounting, & Auditing Clerks | 1,195 | \$18.05 | \$15.10 | \$17.86 | \$21.07 | \$37,534 |
| 13-2031 | Budget Analysts | 16 | \$30.46 | \$26.15 | \$31.14 | \$34.48 | \$63,371 |
| 49-3031 | Bus & Truck Mechanics & Diesel Engine Specialists | 196 | \$21.89 | \$18.70 | \$22.24 | \$25.78 | \$45,539 |
| 53-3022 | Bus Drivers, School | 384 | \$16.65 | \$15.66 | \$16.83 | \$17.99 | \$34,647 |
| 13-1199 | Business Operations Specialists, All Other | 197 | \$30.73 | \$24.12 | \$29.77 | \$34.97 | \$63,904 |
| 51-3021 | Butchers & Meat Cutters | 201 | \$14.08 | \$10.30 | \$13.38 | \$17.54 | \$29,295 |
| 51-7011 | Cabinetmakers & Bench Carpenters | | \$17.07 | \$14.57 | \$17.01 | \$19.29 | \$35,493 |
| 27-4031 | Camera Ops, Television, Video, & Motion Picture | | \$15.30 | \$12.21 | \$14.41 | \$18.02 | \$31,807 |
| 29-2031 | Cardiovascular Technologists & Technicians | 54 | \$30.33 | \$25.64 | \$31.40 | \$35.45 | \$63,086 |
| 43-5011 | Cargo & Freight Agents | 47 | \$26.08 | \$16.33 | \$23.01 | \$31.61 | \$54,247 |
| 47-2031 | Carpenters | 494 | \$21.21 | \$16.73 | \$21.42 | \$25.81 | \$44,118 |
| 41-2011 | Cashiers | 1,998 | \$11.34 | \$9.39 | \$10.40 | \$12.05 | \$23,604 |
| 47-2051 | Cement Masons & Concrete Finishers | 48 | \$20.38 | \$19.40 | \$20.81 | \$22.22 | \$42,382 |
| 35-1011 | Chefs & Head Cooks | 50 | \$17.35 | \$11.56 | \$17.06 | \$21.22 | \$36,098 |
| 19-4031 | Chemical Technicians | 29 | \$20.12 | \$15.48 | \$20.74 | \$25.86 | \$41,843 |
| 19-2031 | Chemists | | \$29.82 | \$26.28 | \$29.10 | \$33.46 | \$62,031 |
| 11-1011 | Chief Executives | 83 | \$69.69 | \$51.84 | \$65.31 | \$81.23 | \$144,971 |
| 39-9011 | Child Care Wkrs | 546 | \$9.77 | \$9.06 | \$9.32 | \$9.73 | \$20,319 |
| 21-1021 | Child, Family, & School Social Wkrs | 255 | \$19.04 | \$13.94 | \$17.49 | \$23.92 | \$39,607 |
| 29-1011 | Chiropractors | 18 | | | | | |
| 17-3022 | Civil Engineering Technicians | 93 | \$22.55 | \$20.69 | \$24.06 | \$25.70 | \$46,895 |
| 17-2051 | Civil Engineers | 219 | \$34.25 | \$28.45 | \$31.08 | \$35.75 | \$71,244 |
| 13-1031 | Claims Adjusters, Examiners, & Investigators | 67 | \$32.90 | \$27.91 | \$32.63 | \$37.07 | \$68,425 |
| 53-7061 | Cleaners of Vehicles & Equipment | 433 | \$11.10 | \$9.31 | \$10.26 | \$11.92 | \$23,080 |
| 51-9192 | Cleaning/Washing/Metal Pickling Equipment Ops & Tenders | 42 | \$12.41 | \$9.27 | \$10.20 | \$13.44 | \$25,802 |
| 21-2011 | Clergy | 24 | \$19.12 | \$15.02 | \$19.32 | \$23.07 | \$39,765 |
| 19-3031 | Clinical, Counseling, & School Psychologists | 48 | \$32.70 | \$28.54 | \$33.13 | \$37.24 | \$68,019 |
| 27-2022 | Coaches & Scouts | 222 | | | | | \$35,252 |
| 51-9121 | Coating/Painting/Spraying Machine Setters/Ops/Tenders | 56 | \$14.93 | \$10.33 | \$14.83 | \$17.78 | \$31,055 |
| 49-9091 | Coin, Vending, & Amusement Machine Svcs & Repairers | | \$18.54 | \$14.64 | \$18.61 | \$21.92 | \$38,557 |
| 35-3021 | Comb Food Preparation & Serving Wkrs, Inc Fast Food | 2,173 | \$10.16 | \$9.01 | \$9.26 | \$10.30 | \$21,128 |
| 53-2012 | Commercial Pilots | 17 | | | | | \$55,656 |
| 21-1798 | Community & Social Service Specialists, All Other | 63 | \$21.89 | \$16.45 | \$20.69 | \$30.31 | \$45,542 |
| 13-1141 | Compensation, Benefits, & Job Analysis Specialists | 22 | \$44.42 | \$23.22 | \$33.80 | \$68.35 | \$92,385 |

| SOC Code | Yakima, WA MSA Occupational Title | Estimated Employment | Average Wage | Percentiles | | | Annual Wage |
|----------|--|----------------------|--------------|-------------|---------|---------|-------------|
| | | | | 25th | 50th | 75th | |
| 13-1041 | Compliance Ofcrs (Not Ag/Const/Safety/Transportn) | 130 | \$29.11 | \$23.89 | \$26.11 | \$35.26 | \$60,535 |
| 11-3021 | Computer & Information Systems Mgrs | 44 | \$52.81 | \$40.05 | \$47.17 | \$59.01 | \$109,845 |
| 15-1799 | Computer Occupations, All Other | 20 | \$32.76 | \$29.85 | \$31.80 | \$37.98 | \$68,147 |
| 43-9011 | Computer Operators | 15 | \$18.62 | \$16.29 | \$17.70 | \$20.52 | \$38,717 |
| 15-1131 | Computer Programmers | 35 | \$29.77 | \$23.69 | \$27.68 | \$36.14 | \$61,931 |
| 15-1132 | Computer Software Engineers, Applications | 70 | \$42.28 | \$33.01 | \$39.89 | \$50.95 | \$87,944 |
| 15-1133 | Computer Software Engineers, Systems Software | 22 | \$46.04 | \$34.69 | \$47.59 | \$56.16 | \$95,761 |
| 15-1150 | Computer Support Specialists | 234 | \$24.40 | \$18.95 | \$24.10 | \$28.72 | \$50,763 |
| 15-1121 | Computer Systems Analysts | 42 | \$29.36 | \$18.10 | \$24.24 | \$40.61 | \$61,071 |
| 51-4011 | Computer-Controlled Machine Tool Ops, Mtl/Plastic | | \$19.19 | \$15.30 | \$18.62 | \$22.65 | \$39,902 |
| 47-2061 | Construction Laborers | 199 | \$14.20 | \$12.13 | \$13.78 | \$16.41 | \$29,529 |
| 11-9021 | Construction Mgrs | 58 | \$68.60 | \$41.72 | \$62.41 | \$85.82 | \$142,686 |
| 47-1011 | Construction Trades/Extraction Wkrs, 1st-Ln Spvs/Mgrs | 243 | \$32.21 | \$25.92 | \$30.92 | \$38.12 | \$66,998 |
| 49-9012 | Control & Valve Installers & Repairers (Not Mech Door) | | \$21.16 | \$11.71 | \$14.15 | \$27.15 | \$44,027 |
| 53-7011 | Conveyor Operators & Tenders | 51 | \$13.11 | \$10.78 | \$12.90 | \$15.08 | \$27,282 |
| 35-2019 | Cooks, All Other | 77 | \$11.42 | \$10.05 | \$10.89 | \$11.74 | \$23,748 |
| 35-2012 | Cooks, Institution & Cafeteria | 244 | \$12.59 | \$10.28 | \$11.66 | \$14.78 | \$26,185 |
| 35-2014 | Cooks, Restaurant | 472 | \$12.58 | \$10.52 | \$11.86 | \$13.84 | \$26,160 |
| 35-2015 | Cooks, Short Order | 26 | \$10.15 | \$9.16 | \$9.66 | \$10.99 | \$21,113 |
| 13-1051 | Cost Estimators | 124 | \$25.91 | \$18.85 | \$24.81 | \$32.37 | \$53,896 |
| 41-2021 | Counter & Rental Clerks | 344 | \$12.73 | \$9.74 | \$11.92 | \$14.75 | \$26,496 |
| 35-3022 | Counter Attendants, Cafeteria, Concession, Coffee Shop | | \$9.57 | \$9.01 | \$9.22 | \$9.43 | \$19,915 |
| 43-5021 | Couriers & Messengers | 34 | \$14.95 | \$13.18 | \$14.41 | \$16.17 | \$31,084 |
| 43-4031 | Court, Municipal, & License Clerks | 72 | \$20.57 | \$18.53 | \$20.24 | \$23.14 | \$42,787 |
| 13-2041 | Credit Analysts | 29 | \$31.52 | \$25.77 | \$31.87 | \$37.39 | \$65,581 |
| 43-4051 | Customer Svc Reps | 606 | \$14.22 | \$10.70 | \$13.14 | \$17.01 | \$29,568 |
| 51-4031 | Cut/Punch/Press Mach Setters/Ops/Tenders, Mtl/Plastic | 67 | \$15.07 | \$12.58 | \$14.08 | \$16.44 | \$31,333 |
| 51-9032 | Cutting & Slicing Machine Setters, Ops, & Tenders | | \$14.18 | \$9.18 | \$11.00 | \$16.82 | \$29,491 |
| 43-9021 | Data Entry Keyers | 51 | \$13.53 | \$11.42 | \$13.36 | \$15.02 | \$28,132 |
| 15-1141 | Database Administrators | 14 | \$36.81 | \$26.30 | \$34.39 | \$47.36 | \$76,572 |
| 41-9011 | Demonstrators & Product Promoters | 87 | \$11.04 | \$10.22 | \$10.84 | \$11.45 | \$22,954 |
| 31-9091 | Dental Assistants | 331 | \$15.39 | \$12.40 | \$14.89 | \$17.89 | \$32,019 |
| 29-2021 | Dental Hygienists | 129 | \$39.96 | \$37.31 | \$40.72 | \$44.10 | \$83,118 |
| 51-9081 | Dental Laboratory Technicians | 53 | \$18.19 | \$14.30 | \$17.90 | \$21.91 | \$37,840 |
| 29-1021 | Dentists, General | 61 | \$109.72 | | | | \$228,222 |
| 33-3021 | Detectives & Criminal Investigators | 52 | \$39.20 | \$26.58 | \$39.97 | \$49.69 | \$81,530 |
| 29-2032 | Diagnostic Medical Sonographers | 48 | \$33.63 | \$28.29 | \$34.07 | \$40.11 | \$69,965 |
| 29-1031 | Dietitians & Nutritionists | 66 | \$22.02 | \$13.82 | \$23.63 | \$28.30 | \$45,818 |
| 35-9011 | Dining Room & Cafeteria Attendants & Bartender Helpers | 140 | \$11.17 | \$9.27 | \$10.35 | \$12.76 | \$23,235 |
| 35-9021 | Dishwashers | 206 | \$10.32 | \$9.18 | \$9.92 | \$11.21 | \$21,470 |
| 43-5032 | Dispatchers, Not Police, Fire, & Ambulance | 190 | \$14.64 | \$12.81 | \$13.95 | \$15.10 | \$30,451 |
| 17-3019 | Drafters, All Other | | \$24.58 | \$18.47 | \$25.20 | \$28.98 | \$51,116 |
| 53-3031 | Driver/Sales Wkrs | | \$20.67 | \$16.82 | \$20.92 | \$24.93 | \$42,994 |
| 47-2081 | Drywall & Ceiling Tile Installers | 47 | \$16.37 | \$12.50 | \$14.79 | \$18.43 | \$34,049 |
| 27-3041 | Editors | 17 | \$26.65 | \$16.03 | \$21.77 | \$39.91 | \$55,443 |
| 11-9031 | Educ Administrators, Preschool/Child Care Center/Pgms | | \$16.80 | \$13.40 | \$15.55 | \$17.65 | \$34,934 |
| 11-9039 | Education Administrators, All Other | 10 | \$27.98 | \$25.38 | \$31.16 | \$33.61 | \$58,200 |
| 11-9032 | Education Administrators, Elem & Secondary School | 229 | | | | | \$97,988 |
| 25-9099 | Education, Training, & Library Wkrs, All Other | 75 | \$20.27 | \$16.75 | \$20.05 | \$22.89 | \$42,160 |
| 21-1012 | Educational, Vocational, & School Counselors | 230 | \$28.09 | \$22.54 | \$27.52 | \$33.43 | \$58,431 |
| 49-2092 | Electric Motor, Power Tool, & Related Repairers | | \$20.41 | \$16.33 | \$17.98 | \$20.97 | \$42,461 |
| 17-3023 | Electrical & Electronic Engineering Technicians | 20 | \$29.06 | \$27.39 | \$29.81 | \$30.29 | \$60,457 |
| 51-2022 | Electrical & Electronic Equipment Assemblers | 24 | \$15.37 | \$12.28 | \$14.13 | \$17.60 | \$31,962 |
| 47-2111 | Electricians | 279 | \$23.62 | \$17.21 | \$23.18 | \$28.06 | \$49,146 |
| 17-2072 | Electronics Engineers, Not Computer | | \$40.96 | \$33.95 | \$36.93 | \$46.51 | \$85,184 |
| 25-2021 | Elementary School Teachers, Not Special Education | 1,216 | | | | | \$56,628 |
| 39-4011 | Embalmers | 13 | \$16.02 | \$13.46 | \$15.98 | \$17.76 | \$33,305 |
| 11-9041 | Engineering Mgrs | 41 | \$49.68 | \$41.76 | \$48.44 | \$55.13 | \$103,329 |
| 19-2041 | Environmental Scientists & Specialists (Inc Health) | 77 | \$26.86 | \$23.67 | \$26.14 | \$29.57 | \$55,865 |
| 43-6011 | Executive Secretaries & Administrative Assistants | 234 | \$22.54 | \$19.08 | \$22.20 | \$25.97 | \$46,892 |
| 29-1062 | Family & General Practitioners | 41 | \$70.28 | \$34.02 | \$58.91 | | \$146,193 |
| 49-3041 | Farm Equipment Mechanics | 116 | \$16.56 | \$13.26 | \$16.04 | \$19.27 | \$34,453 |

| SOC Code | Yakima, WA MSA Occupational Title | Estimated Employment | Average Wage | Percentiles | | | Annual Wage |
|----------|--|----------------------|--------------|-------------|---------|---------|-------------|
| | | | | 25th | 50th | 75th | |
| 11-9013 | Farmers, Ranchers, & Other Agricultural Managers | 26 | \$42.01 | \$26.82 | \$43.52 | \$53.78 | \$87,386 |
| 45-1011 | Farming, Fishing, & Forestry Wkrs, 1st-Ln Sprvs/Mgrs | 140 | \$20.78 | \$14.16 | \$17.37 | \$24.46 | \$43,233 |
| 45-2092 | FarmWkrs & Laborers, Crop, Nursery, & Greenhouse | 1,313 | \$11.06 | \$9.31 | \$10.23 | \$11.42 | \$23,001 |
| 45-2093 | FarmWkrs, Farm & Ranch Animals | | \$11.09 | \$9.15 | \$9.45 | \$11.50 | \$23,059 |
| 43-4071 | File Clerks | 77 | \$12.99 | \$9.42 | \$11.41 | \$16.57 | \$27,021 |
| 13-2051 | Financial Analysts | 10 | \$28.00 | \$23.09 | \$27.12 | \$31.99 | \$58,248 |
| 11-3031 | Financial Mgrs | 199 | \$46.28 | \$36.57 | \$43.22 | \$54.00 | \$96,270 |
| 13-2099 | Financial Specialists, All Other | 56 | \$21.49 | \$18.32 | \$20.99 | \$23.84 | \$44,703 |
| 33-2011 | Fire Fighters | 262 | \$18.35 | \$10.97 | \$19.48 | \$24.08 | \$38,166 |
| 33-1021 | Fire Fighting & Prevention Wkrs, 1st-Ln spvrs/Mgrs of | 75 | \$28.16 | \$17.28 | \$28.88 | \$35.57 | \$58,578 |
| 39-9031 | Fitness Trainers & Aerobics Instructors | | \$17.62 | \$10.41 | \$16.25 | \$20.84 | \$36,650 |
| 27-1023 | Floral Designers | 41 | \$11.84 | \$10.12 | \$11.35 | \$13.52 | \$24,634 |
| 51-3092 | Food Batchmakers | 88 | \$15.74 | \$12.28 | \$15.44 | \$18.16 | \$32,733 |
| 35-1012 | Food Preparation & Serving Wkrs, 1st-Ln Spvrs/Mgrs of | 504 | \$19.54 | \$12.54 | \$20.17 | \$26.16 | \$40,655 |
| 35-2021 | Food Preparation Wkrs | 382 | \$11.14 | \$9.17 | \$9.88 | \$12.20 | \$23,154 |
| 19-1012 | Food Scientists & Technologists | 20 | \$23.77 | \$17.74 | \$23.51 | \$27.58 | \$49,424 |
| 35-3041 | Food Servers, Nonrestaurant | 235 | \$10.22 | \$9.13 | \$9.60 | \$11.01 | \$21,247 |
| 11-9051 | Food Svc Mgrs | | \$24.03 | \$17.13 | \$21.51 | \$30.95 | \$49,981 |
| 19-1032 | Foresters | | \$28.90 | \$25.52 | \$28.80 | \$32.89 | \$60,110 |
| 39-4831 | Funeral Svc Mgrs, Dirs, Morticians, & Undertakers | | \$19.68 | \$14.13 | \$18.03 | \$24.79 | \$40,948 |
| 11-1021 | General & Operations Mgrs | 558 | \$56.15 | \$36.30 | \$46.77 | \$64.76 | \$116,790 |
| 47-2121 | Glaziers | | \$15.80 | \$10.79 | \$15.79 | \$20.94 | \$32,855 |
| 45-2041 | Graders & Sorters, Agricultural Products | 1,555 | \$11.71 | \$9.10 | \$9.42 | \$10.75 | \$24,361 |
| 27-1024 | Graphic Designers | 48 | \$18.96 | \$13.40 | \$19.19 | \$23.05 | \$39,451 |
| 39-5012 | Hairdressers, Hairstylists, & Cosmetologists | 149 | \$17.82 | \$10.65 | \$16.24 | \$20.99 | \$37,056 |
| 53-1021 | Hand Labor/Material Movers/Helpers, 1st-Ln Spvrs/Mgrs | 184 | \$19.73 | \$15.88 | \$19.52 | \$22.81 | \$41,026 |
| 21-1091 | Health Educators | 25 | \$22.23 | \$18.47 | \$21.61 | \$25.60 | \$46,226 |
| 29-2799 | Health Technologists & Technicians, All Other | 79 | \$19.37 | \$13.78 | \$17.40 | \$23.07 | \$40,278 |
| 31-9799 | Healthcare Support Workers, All Other | 233 | \$15.62 | \$13.08 | \$14.96 | \$17.73 | \$32,498 |
| 49-9021 | Heating, Air Cond, Refrigeration Mechanics & Installers | 57 | \$22.67 | \$18.60 | \$23.69 | \$26.94 | \$47,160 |
| 47-3019 | Helpers, Construction Trades, All Other | | \$10.04 | \$9.07 | \$9.28 | \$9.50 | \$20,887 |
| 47-3012 | Helpers--Carpenters | | \$13.17 | \$12.38 | \$13.31 | \$14.25 | \$27,391 |
| 49-9098 | Helpers--Installation, Maintenance, & Repair Wkrs | 56 | \$14.16 | \$10.68 | \$13.97 | \$16.83 | \$29,450 |
| 51-9198 | Helpers--Production Wkrs | 451 | \$11.46 | \$9.27 | \$10.23 | \$13.46 | \$23,847 |
| 31-1011 | Home Health Aides | 407 | \$10.58 | \$9.58 | \$10.46 | \$11.33 | \$21,999 |
| 35-9031 | Hosts & Hostesses, Restaurant, Lounge, & Coffee Shop | 128 | \$10.64 | \$9.08 | \$9.42 | \$11.11 | \$22,141 |
| 43-4081 | Hotel, Motel, & Resort Desk Clerks | 176 | \$10.48 | \$9.38 | \$9.80 | \$11.33 | \$21,797 |
| 37-1011 | Housekeeping/Janitorial Wkrs, 1st-Line Spvs/Mgrs | 38 | \$18.83 | \$15.57 | \$17.30 | \$19.82 | \$39,149 |
| 13-1078 | HR, Labor Relations, & Training Spec, All Other | 158 | \$25.69 | \$21.35 | \$25.75 | \$29.60 | \$53,440 |
| 43-4161 | Human Resources Assistants, Not Payroll & Timekeeping | 104 | \$16.83 | \$14.71 | \$16.83 | \$18.78 | \$35,014 |
| 11-3121 | Human Resources Managers | 28 | \$45.32 | \$33.21 | \$45.91 | \$55.65 | \$94,256 |
| 19-2043 | Hydrologists | 16 | \$37.34 | \$32.66 | \$36.91 | \$39.06 | \$77,672 |
| 17-3026 | Industrial Engineering Technicians | 12 | \$22.98 | \$18.70 | \$22.05 | \$26.75 | \$47,790 |
| 17-2112 | Industrial Engineers | 22 | \$32.24 | \$26.92 | \$32.71 | \$38.71 | \$67,069 |
| 49-9041 | Industrial Machinery Mechanics | 252 | \$21.20 | \$19.20 | \$21.17 | \$23.14 | \$44,114 |
| 11-3051 | Industrial Production Mgrs | 64 | \$46.64 | \$31.27 | \$42.34 | \$56.04 | \$97,029 |
| 53-7051 | Industrial Truck & Tractor Operators | 857 | \$14.00 | \$11.20 | \$13.08 | \$16.36 | \$29,104 |
| 15-1179 | Info Security Analyst, Web Dvlpr, & Cptr Netwk Architect | 24 | \$32.05 | \$25.84 | \$32.56 | \$39.35 | \$66,675 |
| 43-4199 | Information & Record Clerks, All Other | 69 | \$18.26 | \$15.77 | \$18.72 | \$20.81 | \$37,980 |
| 51-9061 | Inspectors, Testers, Sorters, Samplers, & Weighers | 217 | \$12.66 | \$9.08 | \$9.35 | \$13.75 | \$26,342 |
| 49-9799 | Installation, Maintenance, & Repair Workers, All Other | 98 | \$20.74 | \$13.80 | \$18.83 | \$29.42 | \$43,133 |
| 25-9031 | Instructional Coordinators | 29 | \$30.17 | \$22.89 | \$30.86 | \$37.67 | \$62,739 |
| 43-9041 | Insurance Claims & Policy Processing Clerks | 77 | \$19.88 | \$15.94 | \$18.36 | \$23.89 | \$41,349 |
| 41-3021 | Insurance Sales Agents | 189 | \$28.19 | \$17.35 | \$21.96 | \$29.63 | \$58,635 |
| 27-3091 | Interpreters & Translators | 14 | \$17.99 | \$15.97 | \$17.60 | \$19.56 | \$37,428 |
| 43-4111 | Interviewers, Not Eligibility & Loan | 84 | \$14.48 | \$12.57 | \$14.51 | \$16.91 | \$30,125 |
| 37-2011 | Janitors & Cleaners, Not Maids & Housekeeping Cleaners | 1,261 | \$13.58 | \$10.68 | \$13.51 | \$16.38 | \$28,250 |
| 25-2012 | Kindergarten Teachers, Not Special Education | 186 | | | | | \$51,325 |
| 53-7062 | Laborers & Freight, Stock, & Material Movers, Hand | 1,411 | \$11.96 | \$9.42 | \$11.04 | \$14.04 | \$24,868 |
| 37-1012 | Landscape, Lawn, Groundskeep Wkrs, 1st-Line Supvrs/Mgrs | 27 | \$25.85 | \$17.07 | \$22.20 | \$37.75 | \$53,758 |
| 37-3011 | Landscaping & Groundskeeping Wkrs | 319 | \$12.25 | \$9.23 | \$10.53 | \$13.81 | \$25,481 |
| 51-6011 | Laundry & Dry-Cleaning Wkrs | 74 | \$10.26 | \$9.17 | \$9.51 | \$11.10 | \$21,348 |

| SOC Code | Yakima, WA MSA Occupational Title | Estimated Employment | Average Wage | Percentiles | | | Annual Wage |
|----------|--|----------------------|--------------|-------------|---------|---------|-------------|
| | | | | 25th | 50th | 75th | |
| 23-1011 | Lawyers | 217 | \$38.30 | \$27.56 | \$35.15 | \$45.49 | \$79,679 |
| 43-6012 | Legal Secretaries | 99 | \$19.53 | \$16.12 | \$18.79 | \$22.57 | \$40,628 |
| 23-2099 | Legal Support Wkrs, All Other | | \$14.62 | \$11.87 | \$13.40 | \$14.94 | \$30,403 |
| 11-1031 | Legislators | | | | | | \$45,893 |
| 25-4021 | Librarians | 98 | \$30.35 | \$27.15 | \$31.68 | \$34.67 | \$63,132 |
| 43-4121 | Library Assistants, Clerical | 103 | \$12.17 | \$10.25 | \$12.35 | \$13.88 | \$25,309 |
| 25-4031 | Library Technicians | 53 | \$16.26 | \$13.88 | \$16.09 | \$18.37 | \$33,812 |
| 29-2061 | Licensed Practical & Licensed Vocational Nurses | 357 | \$22.10 | \$19.85 | \$21.85 | \$24.64 | \$45,980 |
| 33-9092 | Lifeguards, Ski Patrol, Recreational Protective Svc Wkrs | 67 | \$10.68 | \$9.19 | \$9.94 | \$11.11 | \$22,218 |
| 43-4131 | Loan Interviewers & Clerks | 63 | \$15.02 | \$13.23 | \$14.98 | \$17.03 | \$31,233 |
| 13-2072 | Loan Officers | 102 | \$37.93 | \$28.50 | \$37.56 | \$48.14 | \$78,889 |
| 49-9094 | Locksmiths & Safe Repairers | | \$17.86 | \$10.14 | \$16.95 | \$24.59 | \$37,136 |
| 11-9081 | Lodging Mgrs | | \$31.11 | \$24.02 | \$26.69 | \$29.36 | \$64,700 |
| 13-1081 | Logisticians | 13 | \$34.23 | \$28.66 | \$33.54 | \$40.66 | \$71,208 |
| 53-7063 | Machine Feeders & Offbearers | 355 | \$13.12 | \$9.41 | \$10.83 | \$16.43 | \$27,293 |
| 51-4041 | Machinists | 96 | \$18.20 | \$14.20 | \$18.08 | \$21.97 | \$37,869 |
| 37-2012 | Maids & Housekeeping Cleaners | 579 | \$9.84 | \$9.06 | \$9.32 | \$10.22 | \$20,474 |
| 43-9051 | Mail Clerks & Mail Machine Ops, Not Postal Svc | 14 | \$12.91 | \$9.60 | \$10.98 | \$14.65 | \$26,849 |
| 49-9071 | Maintenance & Repair Workers, General | 987 | \$17.61 | \$11.99 | \$17.33 | \$22.22 | \$36,630 |
| 49-9043 | Maintenance Wkrs, Machinery | 36 | \$15.79 | \$11.53 | \$15.04 | \$19.94 | \$32,847 |
| 13-1111 | Management Analysts | 73 | \$30.22 | \$25.25 | \$28.35 | \$35.69 | \$62,862 |
| 13-1161 | Market Research Analysts | 65 | \$24.86 | \$17.49 | \$21.63 | \$30.00 | \$51,701 |
| 11-2021 | Marketing Mgrs | 27 | \$59.55 | \$42.32 | \$50.27 | \$68.80 | \$123,855 |
| 21-1013 | Marriage & Family Therapists | 46 | \$19.07 | \$16.80 | \$19.48 | \$21.65 | \$39,660 |
| 31-9011 | Massage Therapists | 25 | \$27.50 | \$19.89 | \$22.53 | \$32.84 | \$57,192 |
| 53-7199 | Material Moving Wkrs, All Other | | \$18.59 | \$16.47 | \$18.17 | \$20.54 | \$38,676 |
| 51-3022 | Meat, Poultry, & Fish Cutters & Trimmers | | \$12.16 | \$9.29 | \$9.73 | \$13.54 | \$25,298 |
| 17-3013 | Mechanical Drafters | 17 | \$21.54 | \$17.29 | \$20.52 | \$25.77 | \$44,794 |
| 17-2141 | Mechanical Engineers | | \$30.70 | \$26.18 | \$29.64 | \$35.41 | \$63,860 |
| 49-1011 | Mechanics, Installers, Repairers, 1st-Ln Sprvs/Mgrs | 293 | \$27.92 | \$22.17 | \$26.64 | \$33.80 | \$58,070 |
| 29-2012 | Medical & Clinical Laboratory Technicians | 33 | \$18.87 | \$15.24 | \$18.07 | \$22.56 | \$39,263 |
| 29-2011 | Medical & Clinical Laboratory Technologists | 99 | \$30.12 | \$26.51 | \$29.80 | \$33.85 | \$62,653 |
| 11-9111 | Medical & Health Svcs Mgrs | 107 | \$43.67 | \$34.45 | \$43.30 | \$54.71 | \$90,843 |
| 21-1022 | Medical & Public Health Social Wkrs | 176 | \$17.78 | \$10.96 | \$14.15 | \$25.41 | \$36,984 |
| 31-9092 | Medical Assistants | 507 | \$15.49 | \$13.16 | \$14.86 | \$17.67 | \$32,211 |
| 31-9093 | Medical Equipment Preparers | | \$14.32 | \$12.87 | \$14.20 | \$16.04 | \$29,787 |
| 49-9062 | Medical Equipment Repairers | | \$24.15 | \$19.49 | \$23.13 | \$29.61 | \$50,233 |
| 29-2071 | Medical Records & Health Information Technicians | 211 | \$16.30 | \$12.71 | \$15.76 | \$18.78 | \$33,900 |
| 43-6013 | Medical Secretaries | 568 | \$16.09 | \$13.78 | \$15.78 | \$17.93 | \$33,475 |
| 31-9094 | Medical Transcriptionists | 43 | \$19.85 | \$16.36 | \$18.65 | \$22.16 | \$41,286 |
| 21-1023 | Mental Health & Substance Abuse Social Wkrs | 63 | \$22.55 | \$17.72 | \$21.98 | \$26.79 | \$46,906 |
| 21-1014 | Mental Health Counselors | 218 | \$21.51 | \$16.96 | \$20.63 | \$24.28 | \$44,727 |
| 11-9199 | Mgrs, All Other | 61 | \$48.02 | \$38.56 | \$45.30 | \$56.42 | \$99,887 |
| 25-2022 | Middle School Teachers (Not Special Ed & Vocational) | 561 | | | | | \$56,646 |
| 51-9023 | Mixing & Blending Machine Setters, Ops, & Tenders | 22 | \$13.13 | \$10.18 | \$11.50 | \$15.87 | \$27,302 |
| 49-3042 | Mobile Heavy Equipment Mechanics, Not Engines | 85 | \$20.23 | \$14.79 | \$19.42 | \$25.79 | \$42,079 |
| 11-9121 | Natural Sciences Mgrs | 32 | \$45.22 | \$36.78 | \$40.38 | \$44.27 | \$94,060 |
| 15-1142 | Network & Computer Systems Administrators | 151 | \$30.14 | \$24.57 | \$31.64 | \$35.16 | \$62,684 |
| 43-4141 | New Accounts Clerks | | \$16.87 | \$15.42 | \$16.79 | \$18.15 | \$35,089 |
| 39-2021 | Nonfarm Animal Caretakers | 50 | \$10.01 | \$9.05 | \$9.32 | \$10.65 | \$20,827 |
| 41-1012 | Non-Retail Sales Wkrs, 1st-Line spvrs/Mgrs of | 137 | \$30.46 | \$23.81 | \$28.67 | \$34.21 | \$63,372 |
| 29-2033 | Nuclear Medicine Technologists | 17 | \$35.64 | \$32.12 | \$35.45 | \$40.09 | \$74,121 |
| 31-1012 | Nursing Aides, Orderlies, & Attendants | 1,019 | \$11.11 | \$10.08 | \$10.86 | \$11.64 | \$23,098 |
| 29-9011 | Occupational Health & Safety Specialists | 21 | \$27.96 | \$25.65 | \$28.72 | \$29.57 | \$58,165 |
| 31-2011 | Occupational Therapist Assistants | 15 | \$25.63 | \$22.65 | \$25.36 | \$27.81 | \$53,297 |
| 29-1122 | Occupational Therapists | | \$40.93 | \$36.22 | \$41.01 | \$45.26 | \$85,132 |
| 43-1011 | Office & Admin Support Wkrs, 1st-Line spvrs/Mgrs of | 717 | \$25.42 | \$17.76 | \$23.20 | \$30.96 | \$52,866 |
| 43-9799 | Office & Administrative Support Workers, All Other | 115 | \$14.78 | \$12.59 | \$14.72 | \$17.19 | \$30,755 |
| 43-9061 | Office Clerks, General | 1,334 | \$14.08 | \$10.67 | \$13.29 | \$16.46 | \$29,292 |
| 43-9071 | Office Machine Operators, Not Computer | 40 | \$11.27 | \$9.39 | \$9.80 | \$11.82 | \$23,443 |
| 47-2073 | Operating Engineers/Construction Equipment Ops | 175 | \$22.53 | \$19.16 | \$22.09 | \$25.58 | \$46,852 |
| 29-2081 | Opticians, Dispensing | 46 | \$17.17 | \$11.35 | \$17.53 | \$21.33 | \$35,707 |

| SOC Code | Yakima, WA MSA Occupational Title | Estimated Employment | Average Wage | Percentiles | | | Annual Wage |
|----------|---|----------------------|--------------|-------------|---------|---------|-------------|
| | | | | 25th | 50th | 75th | |
| 43-4151 | Order Clerks | 123 | \$16.11 | \$11.61 | \$15.62 | \$19.48 | \$33,514 |
| 51-9111 | Packaging & Filling Machine Operators & Tenders | 352 | \$13.66 | \$10.90 | \$12.80 | \$15.53 | \$28,411 |
| 53-7064 | Packers & Packagers, Hand | 2,268 | \$11.77 | \$9.39 | \$10.57 | \$14.17 | \$24,482 |
| 47-2141 | Painters, Construction & Maintenance | 137 | \$17.29 | \$15.56 | \$16.96 | \$18.36 | \$35,956 |
| 23-2011 | Paralegals & Legal Assistants | 108 | \$21.09 | \$17.47 | \$20.97 | \$24.48 | \$43,862 |
| 53-6021 | Parking Lot Attendants | | \$13.45 | \$10.11 | \$11.67 | \$17.04 | \$27,967 |
| 41-2022 | Parts Salespersons | 229 | \$14.62 | \$10.90 | \$14.23 | \$17.63 | \$30,408 |
| 43-3051 | Payroll & Timekeeping Clerks | 152 | \$18.18 | \$15.51 | \$18.32 | \$21.40 | \$37,809 |
| 39-9021 | Personal & Home Care Aides | 366 | \$10.54 | \$9.90 | \$10.50 | \$11.11 | \$21,931 |
| 39-9099 | Personal Care & Svc Wkrs, All Other | | \$12.72 | \$10.61 | \$11.68 | \$14.83 | \$26,452 |
| 13-2052 | Personal Financial Advisors | | \$29.29 | \$16.60 | \$18.29 | \$49.91 | \$60,931 |
| 39-1021 | Personal Svc Wkrs, 1st-Line Supervisors/Mgrs of | 68 | \$20.15 | \$11.64 | \$17.92 | \$27.66 | \$41,911 |
| 37-3012 | Pesticide Handlers, Sprayers, & Applicators, Vegetation | | \$17.05 | \$12.64 | \$16.62 | \$21.63 | \$35,459 |
| 29-1051 | Pharmacists | 210 | \$51.87 | \$48.88 | \$54.05 | \$59.39 | \$107,885 |
| 31-9095 | Pharmacy Aides | 40 | \$11.19 | \$9.79 | \$10.98 | \$12.58 | \$23,273 |
| 29-2052 | Pharmacy Technicians | 243 | \$17.11 | \$15.46 | \$17.06 | \$18.75 | \$35,586 |
| 27-4021 | Photographers | | \$12.88 | \$10.31 | \$12.11 | \$14.30 | \$26,784 |
| 51-9151 | Photographic Process Wkrs & Processing Machine Ops | 67 | \$11.28 | \$9.64 | \$10.79 | \$12.22 | \$23,467 |
| 29-1069 | Phys/Surgeons, A/O (Cardiologists, Dermatologists, etc) | 79 | \$116.08 | | | | \$241,444 |
| 31-2022 | Physical Therapist Aides | 70 | \$18.09 | \$12.35 | \$15.67 | \$24.95 | \$37,622 |
| 31-2021 | Physical Therapist Assistants | 23 | \$26.41 | \$24.21 | \$26.51 | \$28.79 | \$54,949 |
| 29-1123 | Physical Therapists | 99 | \$38.81 | \$34.37 | \$39.30 | \$43.34 | \$80,730 |
| 29-1071 | Physician Assistants | 73 | \$43.40 | \$38.34 | \$43.29 | \$50.12 | \$90,274 |
| 47-2151 | Pipelayers | | \$22.05 | \$16.77 | \$18.53 | \$27.92 | \$45,864 |
| 47-2152 | Plumbers, Pipefitters, & Steamfitters | 130 | \$27.41 | \$18.40 | \$25.59 | \$37.30 | \$57,019 |
| 33-1012 | Police & Detectives, 1st-Line Supervisors/Mgrs of | 91 | \$39.45 | \$32.23 | \$37.63 | \$45.20 | \$82,057 |
| 33-3051 | Police & Sheriff's Patrol Officers | 346 | \$29.78 | \$26.03 | \$31.16 | \$34.24 | \$61,945 |
| 43-5031 | Police, Fire, & Ambulance Dispatchers | 103 | \$21.80 | \$19.66 | \$21.76 | \$24.03 | \$45,342 |
| 43-5051 | Postal Svc Clerks | 30 | \$25.68 | \$25.88 | \$25.89 | \$26.45 | \$53,418 |
| 43-5052 | Postal Svc Mail Carriers | 184 | \$24.84 | \$21.96 | \$26.70 | \$27.07 | \$51,663 |
| 43-5053 | Postal Svc Mail Sorters/Processors/Processing Mach Ops | 49 | \$22.02 | \$22.38 | \$25.35 | \$25.89 | \$45,817 |
| 11-9131 | Postmasters & Mail Superintendents | 18 | \$32.84 | \$27.63 | \$32.97 | \$37.38 | \$68,302 |
| 51-5111 | Prepress Technicians & Workers | | \$17.60 | \$15.44 | \$17.70 | \$20.35 | \$36,621 |
| 25-2011 | Preschool Teachers, Not Special Education | | \$14.05 | \$11.78 | \$13.23 | \$14.64 | \$29,218 |
| 51-5112 | Printing Press Operators | | \$21.07 | \$17.19 | \$21.02 | \$25.45 | \$43,813 |
| 43-3061 | Procurement Clerks | 43 | \$19.75 | \$16.86 | \$19.13 | \$22.36 | \$41,077 |
| 27-2012 | Producers & Directors | | \$27.18 | \$21.29 | \$25.22 | \$32.47 | \$56,536 |
| 51-1011 | Production & Operating Wkrs, 1st-Line spvrs/Mgrs of | 316 | \$24.82 | \$17.89 | \$22.58 | \$28.66 | \$51,625 |
| 51-9399 | Production Workers, All Other | 88 | \$13.99 | \$9.29 | \$11.10 | \$15.11 | \$29,108 |
| 43-5061 | Production, Planning, & Expediting Clerks | 69 | \$20.69 | \$17.32 | \$19.82 | \$23.11 | \$43,042 |
| 11-9141 | Property, Real Estate, & Community Association Mgrs | | \$23.83 | \$17.86 | \$21.35 | \$30.16 | \$49,567 |
| 33-1099 | Protective Svc Wkrs A/O, 1st-Line spvrs/Mgrs of | 31 | \$20.40 | \$13.61 | \$20.67 | \$24.86 | \$42,426 |
| 33-9099 | Protective Svc Wkrs, All Other | 76 | \$16.69 | \$14.43 | \$16.50 | \$18.26 | \$34,731 |
| 29-1066 | Psychiatrists | | \$95.36 | \$76.70 | \$88.78 | | \$198,339 |
| 11-2031 | Public Relations Mgrs | 15 | \$42.16 | \$34.99 | \$39.64 | \$49.93 | \$87,694 |
| 27-3031 | Public Relations Specialists | 66 | \$24.24 | \$14.87 | \$18.39 | \$29.44 | \$50,424 |
| 13-1021 | Purchasing Agents & Buyers, Farm Products | | \$37.64 | \$29.03 | \$36.32 | \$46.39 | \$78,307 |
| 13-1023 | Purchasing Agents (Not Wholesale/Retail/Farm Prodcts) | 101 | \$25.74 | \$19.68 | \$25.09 | \$29.99 | \$53,532 |
| 11-3061 | Purchasing Mgrs | 18 | \$46.64 | \$26.63 | \$37.91 | \$46.89 | \$97,011 |
| 27-3011 | Radio & Television Announcers | 26 | \$15.78 | \$12.91 | \$14.04 | \$20.05 | \$32,838 |
| 29-2037 | Radiologic Technologists & Technicians | 197 | \$28.46 | \$22.83 | \$27.58 | \$33.97 | \$59,179 |
| 43-4171 | Receptionists & Information Clerks | 574 | \$13.44 | \$11.24 | \$13.29 | \$15.27 | \$27,973 |
| 39-9032 | Recreation Wkrs | 84 | \$14.16 | \$11.16 | \$13.06 | \$15.25 | \$29,446 |
| 53-7081 | Refuse & Recyclable Material Collectors | 24 | \$23.68 | \$19.70 | \$24.25 | \$27.54 | \$49,248 |
| 29-1111 | Registered Nurses | 1,859 | \$32.72 | \$26.59 | \$31.72 | \$38.64 | \$68,063 |
| 21-1015 | Rehabilitation Counselors | 472 | \$21.76 | \$16.85 | \$21.41 | \$26.79 | \$45,255 |
| 27-3022 | Reporters & Correspondents | 32 | \$16.03 | \$11.04 | \$13.47 | \$16.45 | \$33,325 |
| 29-1126 | Respiratory Therapists | 35 | \$28.25 | \$25.58 | \$28.02 | \$30.99 | \$58,765 |
| 41-1011 | Retail Sales Wkrs, 1st-Line Supervisors/Mgrs of | 648 | \$19.98 | \$13.91 | \$18.19 | \$22.83 | \$41,565 |
| 41-2031 | Retail Salespersons | 2,283 | \$11.66 | \$9.36 | \$10.32 | \$12.59 | \$24,259 |
| 47-2181 | Roofers | 95 | \$24.09 | \$16.39 | \$24.12 | \$27.88 | \$50,101 |
| 41-9799 | Sales & Related Workers, All Other | 137 | \$17.37 | \$10.08 | \$14.30 | \$22.65 | \$36,137 |

| SOC Code | Yakima, WA MSA Occupational Title | Estimated Employment | Average Wage | Percentiles | | | Annual Wage |
|----------|--|----------------------|--------------|-------------|---------|---------|-------------|
| | | | | 25th | 50th | 75th | |
| 11-2022 | Sales Mgrs | 121 | \$53.82 | \$32.75 | \$44.63 | \$75.79 | \$111,954 |
| 41-3099 | Sales Reps, Svcs, All Other | 177 | \$25.24 | \$14.15 | \$17.95 | \$26.82 | \$52,501 |
| 41-4012 | Sales Reps, Wholesale/Manuf (Not Tech/Sci Prdcts) | 750 | \$26.32 | \$16.96 | \$21.70 | \$29.00 | \$54,749 |
| 41-4011 | Sales Reps, Wholesale/Manuf, Tech.Scientific Prdcts | 67 | \$37.51 | \$27.95 | \$38.97 | \$48.63 | \$78,025 |
| 25-2031 | Secondary School Teachers (Not Special/Voc Ed) | 607 | | | | | \$56,963 |
| 43-6014 | Secretaries, Not Legal, Medical, & Executive | 1,124 | \$16.30 | \$13.53 | \$16.30 | \$18.54 | \$33,914 |
| 41-3031 | Securities, Commodities, & Financial Svcs Sales Agents | 90 | \$32.62 | \$17.88 | \$25.00 | \$36.55 | \$67,833 |
| 33-9032 | Security Guards | 319 | \$14.40 | \$10.87 | \$14.21 | \$17.03 | \$29,961 |
| 25-3021 | Self-Enrichment Education Teachers | 122 | \$14.74 | \$11.15 | \$13.26 | \$15.11 | \$30,667 |
| 51-9012 | Separating & Filtering Machine Setters/Ops/Tndrs | 91 | \$18.23 | \$15.08 | \$19.10 | \$21.53 | \$37,936 |
| 47-2211 | Sheet Metal Wkrs | 104 | \$36.57 | \$30.10 | \$35.92 | \$48.17 | \$76,068 |
| 43-5071 | Shipping, Receiving, & Traffic Clerks | 513 | \$14.20 | \$10.15 | \$12.96 | \$17.29 | \$29,527 |
| 11-9151 | Social & Community Svc Mgrs | 108 | \$34.08 | \$25.29 | \$30.93 | \$37.50 | \$70,886 |
| 21-1093 | Social & Human Svc Assistants | 682 | \$14.13 | \$11.08 | \$13.76 | \$16.88 | \$29,401 |
| 19-3099 | Social Scientists & Related Wkrs, All Other | 11 | \$24.72 | \$18.63 | \$26.19 | \$27.97 | \$51,420 |
| 21-1029 | Social Wkrs, All Other | 21 | \$26.41 | \$18.57 | \$26.80 | \$30.76 | \$54,941 |
| 19-1013 | Soil & Plant Scientists | 15 | \$29.16 | \$26.13 | \$26.79 | \$29.22 | \$60,670 |
| 25-2041 | Special Ed Teachers, Preschool, Kindergarten, Elementary | 134 | | | | | \$57,599 |
| 25-2053 | Special Education Teachers, Middle School | 57 | | | | | \$58,067 |
| 25-2054 | Special Education Teachers, Secondary School | 63 | | | | | \$57,114 |
| 29-1127 | Speech-Language Pathologists | 55 | \$32.87 | \$30.51 | \$33.21 | \$35.90 | \$68,368 |
| 51-8021 | Stationary Engineers & Boiler Operators | 33 | \$21.44 | \$18.47 | \$22.42 | \$24.91 | \$44,607 |
| 43-5081 | Stock Clerks & Order Fillers | 912 | \$12.15 | \$9.46 | \$11.02 | \$14.09 | \$25,262 |
| 51-2041 | Structural Metal Fabricators & Fitters | 155 | \$19.19 | \$16.48 | \$18.15 | \$21.58 | \$39,910 |
| 21-1011 | Substance Abuse & Behavioral Disorder Counselors | 106 | \$16.82 | \$13.36 | \$16.13 | \$19.66 | \$34,972 |
| 29-2055 | Surgical Technologists | 103 | \$19.42 | \$16.37 | \$19.01 | \$22.40 | \$40,403 |
| 17-3031 | Surveying & Mapping Technicians | 19 | \$19.00 | \$14.41 | \$17.38 | \$24.72 | \$39,519 |
| 53-6031 | Svc Station Attendants | | \$11.18 | \$9.25 | \$10.25 | \$11.57 | \$23,254 |
| 43-2011 | Switchboard Operators, Including Answering Svc | 48 | \$13.85 | \$11.21 | \$13.52 | \$16.27 | \$28,819 |
| 47-2082 | Tapers | 26 | \$13.97 | \$10.91 | \$12.88 | \$14.67 | \$29,057 |
| 13-2082 | Tax Preparers | | \$18.86 | \$10.44 | \$18.59 | \$26.95 | \$39,234 |
| 53-3041 | Taxi Drivers & Chauffeurs | 161 | \$10.70 | \$9.34 | \$9.94 | \$11.52 | \$22,257 |
| 25-9041 | Teacher Assistants | 1,595 | | | | | \$29,495 |
| 25-3999 | Teachers, Primary, Secondary, & Adult, All Others | 797 | | | | | \$37,470 |
| 51-2092 | Team Assemblers | 184 | \$18.37 | \$15.28 | \$19.37 | \$21.71 | \$38,210 |
| 27-3042 | Tech Writers | | \$30.92 | \$28.03 | \$31.94 | \$34.48 | \$64,304 |
| 49-2022 | Telecom Equipment Installers & Repairers (Not Line) | 80 | \$27.70 | \$22.80 | \$27.62 | \$32.43 | \$57,627 |
| 41-9041 | Telemarketers | | \$12.45 | \$9.58 | \$11.14 | \$13.65 | \$25,886 |
| 43-3071 | Tellers | 368 | \$12.66 | \$10.82 | \$12.35 | \$14.04 | \$26,351 |
| 49-3093 | Tire Repairers & Changers | | \$15.02 | \$12.14 | \$15.48 | \$17.38 | \$31,240 |
| 39-7011 | Tour Guides & Escorts | | \$15.15 | \$13.06 | \$14.70 | \$17.21 | \$31,517 |
| 13-1151 | Training & Development Specialists | 53 | \$24.61 | \$18.18 | \$22.68 | \$27.81 | \$51,173 |
| 53-6051 | Transportation Inspectors | | \$38.69 | \$22.19 | \$41.62 | \$53.88 | \$80,474 |
| 11-3071 | Transportation, Storage, & Distribution Mgrs | 57 | \$48.15 | \$32.61 | \$42.12 | \$60.17 | \$100,152 |
| 53-1031 | Transpntn/Material-Mvng Vehicle Ops, 1st-Ln Spvrs/Mgrs | 132 | \$23.68 | \$17.93 | \$23.87 | \$28.88 | \$49,263 |
| 53-3032 | Truck Drivers, Heavy & Tractor-Trailer | 892 | \$17.25 | \$15.03 | \$16.84 | \$18.72 | \$35,892 |
| 53-3033 | Truck Drivers, Light or Delivery Svcs | 437 | \$15.81 | \$11.77 | \$14.02 | \$17.34 | \$32,885 |
| 19-3051 | Urban & Regional Planners | 61 | \$30.27 | \$26.48 | \$31.07 | \$34.29 | \$62,963 |
| 29-1131 | Veterinarians | 16 | \$29.19 | \$25.71 | \$32.04 | \$35.37 | \$60,703 |
| 31-9096 | Veterinary Assistants & Laboratory Animal Caretakers | | \$10.86 | \$9.20 | \$10.15 | \$12.61 | \$22,590 |
| 29-2056 | Veterinary Technologists & Technicians | 41 | \$14.12 | \$12.53 | \$13.67 | \$14.81 | \$29,372 |
| 25-1194 | Vocational Education Teachers, Postsecondary | 155 | \$19.90 | \$14.68 | \$19.94 | \$23.23 | \$41,383 |
| 25-2032 | Vocational Education Teachers, Secondary School | 124 | | | | | \$59,515 |
| 35-3031 | Waiters & Waitresses | 1,034 | \$14.17 | \$9.79 | \$13.33 | \$14.89 | \$29,465 |
| 51-8031 | Water & Liquid Waste Treatment Plant & System Ops | 72 | \$24.26 | \$20.90 | \$23.33 | \$27.34 | \$50,479 |
| 43-5111 | Weighers, Measurers, Checkers, & Samplers, Recordkeeping | 101 | \$13.54 | \$10.70 | \$12.81 | \$16.49 | \$28,151 |
| 51-4121 | Welders, Cutters, Solderers, & Brazers | 118 | \$18.14 | \$14.75 | \$18.27 | \$21.59 | \$37,737 |
| 51-4122 | Welding/Soldering/Brazing Machine Setters/Ops/Tenders | | \$13.66 | \$11.00 | \$12.52 | \$16.36 | \$28,407 |
| 13-1022 | Wholesale & Retail Buyers, Not Farm Products | 26 | \$21.18 | \$17.18 | \$21.46 | \$25.88 | \$44,052 |
| 51-7042 | Woodworking Machine Setters/Ops/Tenders (Not Sawing) | 56 | \$15.72 | \$10.51 | \$15.62 | \$20.16 | \$32,689 |

Balance of State Northwest, WA
2012 Occupational Employment
and Wage Estimates
Includes Clallam, Island, Jefferson,
and San Juan Counties



| SOC Code | Balance of State Northwest, WA Occupational Title | Estimated Employment | Average Wage | Percentiles | | | Annual Wage |
|----------|---|----------------------|--------------|-------------|---------|---------|-------------|
| | | | | 25th | 50th | 75th | |
| 13-2011 | Accountants & Auditors | 238 | \$29.35 | \$24.65 | \$28.53 | \$34.39 | \$61,057 |
| 11-3011 | Administrative Svcs Mgrs | 59 | \$37.57 | \$27.80 | \$34.90 | \$44.04 | \$78,150 |
| 25-3011 | Adult Literacy, Remedial Ed, GED Teachers/Inst | 74 | \$22.02 | \$19.72 | \$21.80 | \$24.34 | \$45,808 |
| 41-3011 | Advertising Sales Agents | 52 | \$14.45 | \$9.34 | \$11.01 | \$19.65 | \$30,065 |
| 49-3011 | Aircraft Mechanics & Svc Technicians | 45 | \$27.12 | \$25.16 | \$27.14 | \$29.39 | \$56,398 |
| 39-3091 | Amusement & Recreation Attendants | 117 | \$10.68 | \$9.64 | \$10.44 | \$11.23 | \$22,222 |
| 17-1011 | Architects, Not Landscape & Naval | | \$42.04 | \$33.57 | \$42.91 | \$50.85 | \$87,450 |
| 51-2099 | Assemblers & Fabricators, All Other | 51 | \$15.37 | \$12.49 | \$14.66 | \$17.94 | \$31,967 |
| 49-3021 | Automotive Body & Related Repairers | 65 | \$20.43 | \$16.48 | \$19.57 | \$22.51 | \$42,505 |
| 49-3023 | Automotive Svc Technicians & Mechanics | 185 | \$19.04 | \$15.19 | \$20.17 | \$22.36 | \$39,607 |
| 51-3011 | Bakers | 87 | \$13.69 | \$12.02 | \$13.64 | \$15.62 | \$28,475 |
| 35-3011 | Bartenders | 263 | \$12.44 | \$10.49 | \$12.28 | \$13.84 | \$25,865 |
| 43-3011 | Bill & Account Collectors | 23 | \$16.99 | \$14.13 | \$16.61 | \$19.40 | \$35,355 |
| 43-3021 | Billing & Posting Clerks & Machine Operators | 183 | \$17.37 | \$15.43 | \$17.32 | \$19.69 | \$36,128 |
| 19-1029 | Biological Scientists, All Other | 16 | \$33.05 | \$28.51 | \$33.52 | \$37.98 | \$68,757 |
| 19-4021 | Biological Technicians | 68 | \$18.38 | \$15.26 | \$18.50 | \$21.42 | \$38,223 |
| 43-3031 | Bookkeeping, Accounting, & Auditing Clerks | 941 | \$17.39 | \$13.63 | \$17.02 | \$20.25 | \$36,162 |
| 47-3011 | Brick/Block/Stonemason & Tile/Marble Setter Helpers | | \$18.39 | \$16.64 | \$18.26 | \$20.34 | \$38,244 |
| 47-2021 | Brickmasons & Blockmasons | | \$27.59 | \$25.27 | \$27.37 | \$29.45 | \$57,390 |
| 13-2031 | Budget Analysts | 21 | \$26.81 | \$21.28 | \$25.14 | \$31.05 | \$55,763 |
| 53-3022 | Bus Drivers, School | 211 | \$18.02 | \$16.42 | \$17.80 | \$19.30 | \$37,491 |
| 13-1199 | Business Operations Specialists, All Other | 382 | \$28.12 | \$20.73 | \$27.90 | \$35.73 | \$58,482 |
| 25-1011 | Business Teachers, Postsecondary | | | | | | \$49,000 |
| 51-3021 | Butchers & Meat Cutters | 91 | \$17.85 | \$12.96 | \$19.16 | \$21.82 | \$37,127 |
| 51-7011 | Cabinetmakers & Bench Carpenters | 31 | \$19.24 | \$14.88 | \$17.47 | \$25.01 | \$40,018 |
| 53-5021 | Captains, Mates, & Pilots of Water Vessels | | \$31.28 | \$27.00 | \$31.16 | \$35.17 | \$65,052 |
| 47-2031 | Carpenters | 636 | \$22.95 | \$17.68 | \$22.97 | \$27.37 | \$47,727 |
| 41-2011 | Cashiers | 1,609 | \$11.43 | \$9.40 | \$10.45 | \$12.29 | \$23,779 |
| 35-1011 | Chefs & Head Cooks | 35 | \$17.90 | \$13.50 | \$17.57 | \$21.73 | \$37,228 |
| 19-2031 | Chemists | 16 | \$42.18 | \$32.60 | \$41.88 | \$51.97 | \$87,745 |
| 11-1011 | Chief Executives | 54 | \$79.40 | \$52.07 | \$68.75 | | \$165,167 |
| 39-9011 | Child Care Wkrs | 192 | \$10.65 | \$9.43 | \$10.27 | \$11.30 | \$22,157 |
| 21-1021 | Child, Family, & School Social Wkrs | 62 | \$20.23 | \$16.88 | \$20.30 | \$23.72 | \$42,070 |
| 29-1011 | Chiropractors | 16 | | | | | |
| 17-3022 | Civil Engineering Technicians | 36 | \$22.31 | \$18.38 | \$22.71 | \$26.14 | \$46,404 |
| 17-2051 | Civil Engineers | 162 | \$30.23 | \$26.94 | \$31.08 | \$34.30 | \$62,875 |
| 53-7061 | Cleaners of Vehicles & Equipment | 115 | \$12.00 | \$9.37 | \$11.05 | \$13.96 | \$24,951 |
| 19-3031 | Clinical, Counseling, & School Psychologists | 50 | \$34.93 | \$27.71 | \$32.52 | \$40.30 | \$72,649 |
| 27-2022 | Coaches & Scouts | 168 | | | | | \$31,393 |
| 35-3021 | Comb Food Preparation & Serving Wkrs, Inc Fast Food | 1,551 | \$9.96 | \$9.06 | \$9.32 | \$10.32 | \$20,714 |
| 49-9092 | Commercial Divers | 13 | | | | | |
| 53-2012 | Commercial Pilots | 28 | | | | | \$86,096 |
| 21-1798 | Community & Social Service Specialists, All Other | 112 | \$19.82 | \$15.54 | \$18.70 | \$23.33 | \$41,242 |
| 13-1141 | Compensation, Benefits, & Job Analysis Specialists | 18 | \$25.62 | \$19.35 | \$25.76 | \$31.07 | \$53,295 |
| 13-1041 | Compliance Ofcrs (Not Ag/Const/Safety/Transportn) | 81 | \$29.35 | \$23.52 | \$29.80 | \$34.89 | \$61,051 |
| 11-3021 | Computer & Information Systems Mgrs | 31 | \$48.29 | \$37.73 | \$45.86 | \$59.35 | \$100,441 |
| 15-1799 | Computer Occupations, All Other | 29 | \$38.27 | \$33.81 | \$36.86 | \$44.11 | \$79,596 |
| 15-1131 | Computer Programmers | | \$31.63 | \$21.48 | \$33.31 | \$40.08 | \$65,788 |
| 15-1132 | Computer Software Engineers, Applications | 14 | \$34.65 | \$24.63 | \$32.97 | \$38.45 | \$72,062 |
| 15-1150 | Computer Support Specialists | 132 | \$21.54 | \$19.26 | \$21.68 | \$24.20 | \$44,787 |
| 15-1121 | Computer Systems Analysts | | \$38.43 | \$34.70 | \$39.25 | \$43.19 | \$79,952 |
| 51-4011 | Computer-Controlled Machine Tool Ops, Mtl/Plastic | 17 | \$18.69 | \$15.64 | \$18.01 | \$21.71 | \$38,871 |
| 19-1031 | Conservation Scientists | | \$28.59 | \$21.68 | \$26.79 | \$33.55 | \$59,452 |
| 47-4011 | Construction & Building Inspectors | 34 | \$26.63 | \$24.63 | \$26.82 | \$28.73 | \$55,407 |

| SOC Code | Balance of State Northwest, WA Occupational Title | Estimated Employment | Average Wage | Percentiles | | | Annual Wage |
|----------|--|----------------------|--------------|-------------|---------|---------|-------------|
| | | | | 25th | 50th | 75th | |
| 47-2061 | Construction Laborers | 310 | \$17.76 | \$14.72 | \$17.16 | \$21.11 | \$36,945 |
| 11-9021 | Construction Mgrs | 63 | \$61.23 | \$37.62 | \$45.11 | \$70.09 | \$127,350 |
| 47-1011 | Construction Trades/Extraction Wkrs, 1st-Ln Spvs/Mgrs | 256 | \$33.15 | \$26.65 | \$31.12 | \$37.14 | \$68,948 |
| 35-2019 | Cooks, All Other | | \$12.26 | \$9.11 | \$9.48 | \$16.48 | \$25,491 |
| 35-2012 | Cooks, Institution & Cafeteria | 152 | \$13.92 | \$10.54 | \$13.14 | \$16.95 | \$28,956 |
| 35-2014 | Cooks, Restaurant | 888 | \$12.65 | \$10.49 | \$11.75 | \$14.20 | \$26,319 |
| 35-2015 | Cooks, Short Order | 26 | \$11.29 | \$10.25 | \$10.92 | \$11.60 | \$23,475 |
| 13-1051 | Cost Estimators | 41 | \$28.00 | \$24.15 | \$27.08 | \$31.34 | \$58,253 |
| 21-1019 | Counselors, All Other | 23 | \$16.34 | \$15.78 | \$16.86 | \$17.94 | \$33,996 |
| 41-2021 | Counter & Rental Clerks | 192 | \$14.18 | \$11.69 | \$13.65 | \$15.75 | \$29,495 |
| 35-3022 | Counter Attendants, Cafeteria, Concession, Coffee Shop | | \$10.21 | \$9.03 | \$9.27 | \$9.66 | \$21,225 |
| 43-4031 | Court, Municipal, & License Clerks | 169 | \$18.79 | \$15.93 | \$18.93 | \$21.84 | \$39,085 |
| 25-4012 | Curators | | \$18.27 | \$15.94 | \$17.05 | \$18.15 | \$38,015 |
| 43-4051 | Customer Svc Reps | 271 | \$16.00 | \$12.52 | \$15.57 | \$18.18 | \$33,286 |
| 43-9021 | Data Entry Keyers | 43 | \$14.12 | \$12.13 | \$14.30 | \$16.73 | \$29,374 |
| 31-9091 | Dental Assistants | 232 | \$18.22 | \$15.27 | \$17.71 | \$21.09 | \$37,895 |
| 29-2021 | Dental Hygienists | 145 | \$44.89 | \$40.70 | \$44.27 | \$49.67 | \$93,362 |
| 51-9081 | Dental Laboratory Technicians | 22 | \$22.23 | \$12.29 | \$16.96 | \$23.49 | \$46,240 |
| 29-1021 | Dentists, General | | \$82.63 | \$71.27 | \$80.97 | \$89.83 | \$171,871 |
| 33-3021 | Detectives & Criminal Investigators | 48 | \$39.67 | \$29.78 | \$40.73 | \$43.18 | \$82,511 |
| 29-1031 | Dietitians & Nutritionists | 11 | \$27.15 | \$24.70 | \$27.48 | \$30.40 | \$56,475 |
| 35-9011 | Dining Room & Cafeteria Attendants & Bartender Helpers | 265 | \$10.05 | \$9.11 | \$9.39 | \$10.35 | \$20,923 |
| 35-9021 | Dishwashers | | \$10.52 | \$9.71 | \$10.46 | \$11.20 | \$21,882 |
| 43-5032 | Dispatchers, Not Police, Fire, & Ambulance | 38 | \$18.77 | \$14.90 | \$19.68 | \$22.25 | \$39,043 |
| 17-3019 | Drafters, All Other | 23 | \$27.42 | \$21.75 | \$26.63 | \$32.01 | \$57,039 |
| 53-3031 | Driver/Sales Wkrs | 36 | \$19.00 | \$17.14 | \$20.07 | \$21.78 | \$39,520 |
| 47-2081 | Drywall & Ceiling Tile Installers | | \$25.06 | \$19.29 | \$24.90 | \$32.48 | \$52,142 |
| 27-3041 | Editors | 49 | \$18.31 | \$12.72 | \$13.97 | \$21.08 | \$38,070 |
| 11-9031 | Educ Administrators, Preschool/Child Care Center/Pgms | | \$20.04 | \$16.42 | \$17.86 | \$25.03 | \$41,680 |
| 11-9032 | Education Administrators, Elem & Secondary School | 84 | | | | | \$96,347 |
| 11-9033 | Education Administrators, Postsecondary | 35 | \$37.46 | \$30.64 | \$35.60 | \$45.30 | \$77,925 |
| 25-9099 | Education, Training, & Library Wkrs, All Other | 46 | \$20.59 | \$16.00 | \$19.07 | \$24.71 | \$42,836 |
| 21-1012 | Educational, Vocational, & School Counselors | 119 | \$27.47 | \$22.54 | \$26.62 | \$32.35 | \$57,137 |
| 17-3023 | Electrical & Electronic Engineering Technicians | | \$32.33 | \$26.37 | \$29.86 | \$39.23 | \$67,234 |
| 51-2022 | Electrical & Electronic Equipment Assemblers | | \$12.33 | \$9.29 | \$9.64 | \$15.06 | \$25,629 |
| 17-2071 | Electrical Engineers | 22 | \$40.21 | \$31.66 | \$41.90 | \$50.42 | \$83,620 |
| 49-9051 | Electrical Power-Line Installers & Repairers | | \$40.09 | \$38.02 | \$40.70 | \$44.23 | \$83,374 |
| 49-2094 | Electrical/Electronics Repairers, Industrial Equipmt | 14 | \$29.58 | \$27.18 | \$29.99 | \$32.11 | \$61,529 |
| 47-2111 | Electricians | 223 | \$25.77 | \$20.41 | \$26.36 | \$32.06 | \$53,606 |
| 17-2072 | Electronics Engineers, Not Computer | 11 | \$48.24 | \$37.16 | \$48.27 | \$54.79 | \$100,342 |
| 25-2021 | Elementary School Teachers, Not Special Education | 523 | | | | | \$59,623 |
| 43-4061 | Eligibility Interviewers, Government Programs | 67 | \$20.42 | \$18.12 | \$21.89 | \$23.17 | \$42,471 |
| 11-9161 | Emergency Management Directors | 22 | \$24.64 | \$16.20 | \$24.60 | \$31.85 | \$51,240 |
| 29-2041 | Emergency Medical Technicians & Paramedics | 133 | \$19.22 | \$11.06 | \$15.25 | \$27.61 | \$39,973 |
| 11-9041 | Engineering Mgrs | 26 | \$48.38 | \$40.75 | \$45.05 | \$55.83 | \$100,634 |
| 17-2199 | Engineers, All Other | 19 | \$38.50 | \$28.73 | \$33.49 | \$53.85 | \$80,089 |
| 25-1123 | English Language & Literature Teachers, Postsecondary | 38 | | | | | \$42,040 |
| 17-2081 | Environmental Engineers | | \$42.85 | \$37.25 | \$42.91 | \$48.11 | \$89,138 |
| 19-4091 | Environmental Science & Protection Techs (Inc Health) | 18 | \$20.15 | \$16.71 | \$20.15 | \$22.16 | \$41,912 |
| 19-2041 | Environmental Scientists & Specialists (Inc Health) | 52 | \$31.47 | \$23.72 | \$27.68 | \$36.86 | \$65,464 |
| 53-7032 | Excavating & Loading Machine & Dragline Operators | 53 | \$26.82 | \$19.57 | \$22.27 | \$30.95 | \$55,766 |
| 43-6011 | Executive Secretaries & Administrative Assistants | 167 | \$20.61 | \$16.90 | \$20.47 | \$23.75 | \$42,883 |
| 29-1062 | Family & General Practitioners | 103 | \$72.49 | \$43.68 | \$67.55 | \$89.55 | \$150,776 |
| 45-2092 | FarmWkrs & Laborers, Crop, Nursery, & Greenhouse | | \$11.72 | \$10.06 | \$11.12 | \$13.10 | \$24,376 |
| 45-2093 | FarmWkrs, Farm & Ranch Animals | 25 | \$12.34 | \$10.33 | \$12.20 | \$14.09 | \$25,648 |
| 51-2091 | Fiberglass Laminators & Fabricators | 45 | \$14.43 | \$11.11 | \$13.32 | \$16.65 | \$30,005 |
| 43-4071 | File Clerks | 83 | \$15.20 | \$12.53 | \$14.06 | \$18.59 | \$31,624 |
| 13-2051 | Financial Analysts | 16 | | | | | |
| 11-3031 | Financial Mgrs | 88 | \$46.13 | \$34.59 | \$42.96 | \$53.54 | \$95,941 |
| 13-2099 | Financial Specialists, All Other | 40 | \$30.56 | \$23.82 | \$28.09 | \$33.87 | \$63,576 |
| 33-2011 | Fire Fighters | 486 | \$23.57 | \$12.03 | \$23.32 | \$29.74 | \$49,023 |
| 33-1021 | Fire Fighting & Prevention Wkrs, 1st-Ln spvrs/Mgrs of | 73 | \$38.89 | \$31.43 | \$37.59 | \$48.54 | \$80,901 |

| SOC Code | Balance of State Northwest, WA Occupational Title | Estimated Employment | Average Wage | Percentiles | | | Annual Wage |
|----------|--|----------------------|--------------|-------------|---------|---------|-------------|
| | | | | 25th | 50th | 75th | |
| 39-9031 | Fitness Trainers & Aerobics Instructors | 75 | \$19.76 | \$15.88 | \$18.67 | \$23.27 | \$41,097 |
| 27-1023 | Floral Designers | | \$12.60 | \$10.35 | \$11.37 | \$15.73 | \$26,203 |
| 35-1012 | Food Preparation & Serving Wkrs, 1st-Ln Spvrs/Mgrs of | 278 | \$15.57 | \$12.54 | \$14.32 | \$18.88 | \$32,387 |
| 35-2021 | Food Preparation Wkrs | 358 | \$11.66 | \$9.61 | \$11.23 | \$13.33 | \$24,246 |
| 35-3041 | Food Servers, Nonrestaurant | 144 | \$10.18 | \$9.16 | \$9.49 | \$10.85 | \$21,171 |
| 11-9051 | Food Svc Mgrs | | \$50.98 | \$40.25 | \$60.14 | \$66.22 | \$106,047 |
| 19-4093 | Forest & Conservation Technicians | 54 | \$18.52 | \$14.65 | \$17.01 | \$21.81 | \$38,509 |
| 11-1021 | General & Operations Mgrs | 316 | \$44.52 | \$33.67 | \$41.57 | \$52.34 | \$92,613 |
| 27-1024 | Graphic Designers | 49 | \$20.05 | \$13.44 | \$16.72 | \$21.27 | \$41,690 |
| 39-5012 | Hairdressers, Hairstylists, & Cosmetologists | 76 | \$18.90 | \$15.25 | \$18.16 | \$22.05 | \$39,296 |
| 53-1021 | Hand Labor/Material Movers/Helpers, 1st-Ln Spvrs/Mgrs | 27 | \$26.46 | \$17.99 | \$24.10 | \$36.99 | \$55,045 |
| 29-2799 | Health Technologists & Technicians, All Other | 30 | \$22.38 | \$17.59 | \$21.89 | \$26.60 | \$46,547 |
| 31-9799 | Healthcare Support Workers, All Other | 124 | \$16.45 | \$13.95 | \$16.19 | \$18.21 | \$34,216 |
| 49-9021 | Heating, Air Cond, Refrigeration Mechanics & Installers | | \$21.44 | \$15.37 | \$21.67 | \$26.75 | \$44,583 |
| 49-9098 | Helpers--Installation, Maintenance, & Repair Wkrs | 125 | \$13.33 | \$10.01 | \$12.85 | \$15.29 | \$27,745 |
| 51-9198 | Helpers--Production Wkrs | 85 | \$13.88 | \$12.02 | \$13.66 | \$15.88 | \$28,874 |
| 47-4051 | Highway Maintenance Wkrs | 113 | \$20.44 | \$17.86 | \$20.26 | \$23.01 | \$42,512 |
| 31-1011 | Home Health Aides | | \$11.57 | \$9.77 | \$10.68 | \$11.59 | \$24,059 |
| 43-4081 | Hotel, Motel, & Resort Desk Clerks | 243 | \$10.45 | \$9.41 | \$10.28 | \$11.30 | \$21,749 |
| 37-1011 | Housekeeping/Janitorial Wkrs, 1st-Line Spvrs/Mgrs | 48 | \$16.88 | \$12.12 | \$16.57 | \$20.42 | \$35,103 |
| 13-1078 | HR, Labor Relations, & Training Spec, All Other | 81 | \$30.74 | \$24.50 | \$28.72 | \$36.88 | \$63,925 |
| 43-4161 | Human Resources Assistants, Not Payroll & Timekeeping | 77 | \$18.50 | \$16.29 | \$18.04 | \$20.99 | \$38,488 |
| 11-3121 | Human Resources Managers | 26 | \$45.34 | \$34.01 | \$40.71 | \$51.44 | \$94,298 |
| 49-9041 | Industrial Machinery Mechanics | | \$32.32 | \$29.73 | \$33.09 | \$36.22 | \$67,222 |
| 11-3051 | Industrial Production Mgrs | 24 | \$46.79 | \$33.99 | \$43.12 | \$54.44 | \$97,306 |
| 53-7051 | Industrial Truck & Tractor Operators | 119 | \$16.96 | \$12.44 | \$16.63 | \$20.47 | \$35,276 |
| 15-1179 | Info Security Analyst, Web Dvlpr, & Cptr Netwk Architect | 18 | \$29.53 | \$18.13 | \$28.18 | \$39.83 | \$61,422 |
| 43-4199 | Information & Record Clerks, All Other | 89 | \$18.00 | \$15.26 | \$17.02 | \$21.52 | \$37,436 |
| 51-9061 | Inspectors, Testers, Sorters, Samplers, & Weighers | 33 | \$18.60 | \$12.03 | \$16.74 | \$25.52 | \$38,681 |
| 49-9799 | Installation, Maintenance, & Repair Workers, All Other | 15 | \$18.24 | \$9.37 | \$14.54 | \$28.06 | \$37,946 |
| 25-9031 | Instructional Coordinators | 34 | \$28.20 | \$23.85 | \$28.15 | \$33.02 | \$58,652 |
| 41-3021 | Insurance Sales Agents | 138 | \$30.29 | \$16.84 | \$21.86 | \$33.80 | \$63,007 |
| 27-3091 | Interpreters & Translators | | \$15.55 | \$13.11 | \$14.24 | \$18.86 | \$32,336 |
| 43-4111 | Interviewers, Not Eligibility & Loan | 66 | \$15.35 | \$13.33 | \$14.94 | \$17.35 | \$31,938 |
| 37-2011 | Janitors & Cleaners, Not Maids & Housekeeping Cleaners | 841 | \$14.61 | \$11.55 | \$15.08 | \$17.32 | \$30,402 |
| 25-2012 | Kindergarten Teachers, Not Special Education | 59 | | | | | \$53,910 |
| 53-7062 | Laborers & Freight, Stock, & Material Movers, Hand | 288 | \$15.48 | \$12.06 | \$15.29 | \$18.38 | \$32,183 |
| 37-1012 | Landscape, Lawn, Groundskeep Wkrs, 1st-Line Supvrs/Mgrs | 41 | \$25.59 | \$24.00 | \$26.28 | \$28.57 | \$53,227 |
| 37-3011 | Landscaping & Groundskeeping Wkrs | 458 | \$14.61 | \$10.83 | \$13.70 | \$17.69 | \$30,390 |
| 51-6011 | Laundry & Dry-Cleaning Wkrs | 55 | \$11.05 | \$9.55 | \$10.51 | \$11.52 | \$22,972 |
| 23-1011 | Lawyers | 62 | \$30.09 | \$18.05 | \$29.73 | \$38.37 | \$62,582 |
| 43-6012 | Legal Secretaries | 92 | \$16.13 | \$14.61 | \$16.22 | \$17.72 | \$33,554 |
| 11-1031 | Legislators | 29 | | | | | \$85,917 |
| 25-4021 | Librarians | 59 | \$26.64 | \$20.21 | \$27.95 | \$32.95 | \$55,407 |
| 43-4121 | Library Assistants, Clerical | 63 | \$12.82 | \$10.14 | \$12.42 | \$15.26 | \$26,664 |
| 25-4031 | Library Technicians | 84 | \$15.98 | \$14.17 | \$16.14 | \$17.87 | \$33,224 |
| 29-2061 | Licensed Practical & Licensed Vocational Nurses | 192 | \$19.97 | \$16.16 | \$19.78 | \$23.30 | \$41,526 |
| 43-4131 | Loan Interviewers & Clerks | | \$17.53 | \$14.83 | \$17.05 | \$19.46 | \$36,458 |
| 13-2072 | Loan Officers | 106 | \$33.08 | \$22.94 | \$30.97 | \$37.22 | \$68,801 |
| 11-9081 | Lodging Mgrs | | \$26.53 | \$17.67 | \$26.56 | \$33.52 | \$55,189 |
| 45-4022 | Logging Equipment Operators | 184 | \$20.85 | \$19.60 | \$20.98 | \$22.35 | \$43,378 |
| 13-1081 | Logisticians | 45 | \$34.49 | \$26.26 | \$32.01 | \$41.66 | \$71,744 |
| 51-4041 | Machinists | 38 | \$22.02 | \$16.67 | \$23.13 | \$27.49 | \$45,806 |
| 37-2012 | Maids & Housekeeping Cleaners | 563 | \$9.98 | \$9.09 | \$9.44 | \$10.73 | \$20,763 |
| 49-9071 | Maintenance & Repair Workers, General | 554 | \$20.26 | \$14.57 | \$20.74 | \$25.69 | \$42,139 |
| 49-9043 | Maintenance Wkrs, Machinery | 17 | \$18.72 | \$16.30 | \$17.79 | \$20.17 | \$38,928 |
| 13-1111 | Management Analysts | 38 | \$42.74 | \$32.56 | \$38.08 | \$50.58 | \$88,904 |
| 13-1161 | Market Research Analysts | 44 | \$29.98 | \$18.83 | \$23.11 | \$45.57 | \$62,342 |
| 11-2021 | Marketing Mgrs | 13 | \$39.37 | \$30.62 | \$35.29 | \$50.43 | \$81,894 |
| 21-1013 | Marriage & Family Therapists | | \$21.05 | \$20.04 | \$21.41 | \$22.77 | \$43,787 |
| 31-9011 | Massage Therapists | | \$21.62 | \$16.54 | \$18.05 | \$28.04 | \$44,977 |
| 17-2141 | Mechanical Engineers | 29 | \$39.92 | \$33.33 | \$40.51 | \$46.48 | \$83,035 |

| SOC Code | Balance of State Northwest, WA Occupational Title | Estimated Employment | Average Wage | Percentiles | | | Annual Wage |
|----------|---|----------------------|--------------|-------------|---------|---------|-------------|
| | | | | 25th | 50th | 75th | |
| 49-1011 | Mechanics, Installers, Repairers, 1st-Ln Sprvs/Mgrs | 168 | \$29.53 | \$22.60 | \$29.03 | \$35.79 | \$61,416 |
| 29-2012 | Medical & Clinical Laboratory Technicians | 29 | \$18.70 | \$15.33 | \$18.32 | \$22.16 | \$38,903 |
| 29-2011 | Medical & Clinical Laboratory Technologists | 92 | \$26.62 | \$21.62 | \$25.82 | \$31.49 | \$55,376 |
| 11-9111 | Medical & Health Svcs Mgrs | 117 | \$37.19 | \$27.63 | \$37.80 | \$46.10 | \$77,350 |
| 21-1022 | Medical & Public Health Social Wkrs | 59 | \$23.99 | \$20.17 | \$24.33 | \$28.00 | \$49,886 |
| 31-9092 | Medical Assistants | 166 | \$15.35 | \$13.24 | \$15.24 | \$17.41 | \$31,935 |
| 31-9093 | Medical Equipment Preparers | 42 | \$14.56 | \$12.74 | \$14.26 | \$16.34 | \$30,287 |
| 29-2071 | Medical Records & Health Information Technicians | 96 | \$16.63 | \$13.40 | \$15.32 | \$19.09 | \$34,592 |
| 43-6013 | Medical Secretaries | 341 | \$16.44 | \$13.86 | \$15.97 | \$18.70 | \$34,188 |
| 31-9094 | Medical Transcriptionists | 32 | \$17.40 | \$15.51 | \$17.52 | \$19.47 | \$36,193 |
| 13-1121 | Meeting & Convention Planners | 18 | \$17.59 | \$12.79 | \$16.43 | \$20.75 | \$36,583 |
| 21-1014 | Mental Health Counselors | 79 | \$19.35 | \$16.47 | \$20.29 | \$22.68 | \$40,247 |
| 27-1026 | Merchandise Displayers & Window Trimmers | | \$11.70 | \$10.44 | \$11.41 | \$13.09 | \$24,328 |
| 11-9199 | Mgrs, All Other | 86 | \$39.79 | \$28.83 | \$35.97 | \$49.74 | \$82,753 |
| 25-2022 | Middle School Teachers (Not Special Ed & Vocational) | 215 | | | | | \$60,949 |
| 49-9044 | Millwrights | 23 | \$23.12 | \$19.84 | \$23.79 | \$26.84 | \$48,092 |
| 49-3042 | Mobile Heavy Equipment Mechanics, Not Engines | 70 | \$21.61 | \$16.07 | \$22.09 | \$27.05 | \$44,955 |
| 49-3051 | Motorboat Mechanics | 25 | \$16.90 | \$12.73 | \$16.50 | \$18.70 | \$35,153 |
| 27-2041 | Music Directors & Composers | 15 | | | | | |
| 11-9121 | Natural Sciences Mgrs | 18 | \$60.91 | \$42.39 | \$50.94 | \$78.61 | \$126,698 |
| 15-1142 | Network & Computer Systems Administrators | 71 | \$30.91 | \$27.68 | \$31.78 | \$35.07 | \$64,282 |
| 43-4141 | New Accounts Clerks | | \$15.91 | \$13.72 | \$15.25 | \$17.50 | \$33,087 |
| 39-2021 | Nonfarm Animal Caretakers | 143 | \$12.81 | \$9.95 | \$11.25 | \$13.49 | \$26,646 |
| 41-1012 | Non-Retail Sales Wkrs, 1st-Line spvrs/Mgrs of | 53 | \$28.37 | \$18.83 | \$25.55 | \$39.29 | \$59,010 |
| 31-1012 | Nursing Aides, Orderlies, & Attendants | 543 | \$12.45 | \$10.80 | \$12.03 | \$13.83 | \$25,885 |
| 25-1072 | Nursing Instructors & Teachers, Postsecondary | | | | | | \$51,750 |
| 29-9011 | Occupational Health & Safety Specialists | 32 | \$30.10 | \$24.66 | \$28.64 | \$36.85 | \$62,600 |
| 29-9012 | Occupational Health & Safety Technicians | | \$21.29 | \$17.90 | \$20.84 | \$23.41 | \$44,287 |
| 29-1122 | Occupational Therapists | 32 | \$25.55 | \$17.15 | \$25.21 | \$32.65 | \$53,137 |
| 43-1011 | Office & Admin Support Wkrs, 1st-Line spvrs/Mgrs of | 532 | \$23.01 | \$18.89 | \$22.64 | \$27.07 | \$47,852 |
| 43-9799 | Office & Administrative Support Workers, All Other | 95 | \$17.04 | \$13.16 | \$16.90 | \$20.86 | \$35,447 |
| 43-9061 | Office Clerks, General | 953 | \$15.14 | \$11.88 | \$14.45 | \$17.38 | \$31,485 |
| 43-9071 | Office Machine Operators, Not Computer | 20 | \$16.36 | \$12.91 | \$15.90 | \$20.31 | \$34,049 |
| 47-2073 | Operating Engineers/Construction Equipment Ops | 152 | \$25.86 | \$23.43 | \$26.22 | \$28.93 | \$53,797 |
| 29-2081 | Opticians, Dispensing | 15 | \$12.54 | \$11.49 | \$12.83 | \$13.89 | \$26,090 |
| 43-4151 | Order Clerks | 57 | \$17.26 | \$13.11 | \$16.41 | \$21.47 | \$35,901 |
| 49-3053 | Outdoor Power Equipment & Other Small Engine Mechanics | | \$14.12 | \$12.79 | \$13.78 | \$14.78 | \$29,354 |
| 51-9111 | Packaging & Filling Machine Operators & Tenders | | \$17.53 | \$14.04 | \$16.73 | \$20.58 | \$36,475 |
| 53-7064 | Packers & Packagers, Hand | 203 | \$9.46 | \$9.01 | \$9.19 | \$9.37 | \$19,684 |
| 47-2141 | Painters, Construction & Maintenance | 94 | \$19.00 | \$15.36 | \$17.86 | \$22.53 | \$39,513 |
| 51-9122 | Painters, Transportation Equipment | 50 | \$18.81 | \$15.39 | \$18.61 | \$21.92 | \$39,140 |
| 23-2011 | Paralegals & Legal Assistants | 51 | \$22.93 | \$19.51 | \$24.03 | \$26.91 | \$47,699 |
| 53-6021 | Parking Lot Attendants | 26 | \$10.36 | \$9.20 | \$9.47 | \$10.55 | \$21,555 |
| 41-2022 | Parts Salespersons | 123 | \$13.13 | \$11.09 | \$12.81 | \$14.53 | \$27,319 |
| 43-3051 | Payroll & Timekeeping Clerks | 44 | \$18.85 | \$16.29 | \$18.16 | \$21.21 | \$39,201 |
| 39-9021 | Personal & Home Care Aides | 508 | \$10.66 | \$9.90 | \$10.58 | \$11.27 | \$22,172 |
| 39-9099 | Personal Care & Svc Wkrs, All Other | | \$9.94 | \$9.30 | \$9.66 | \$10.68 | \$20,688 |
| 13-2052 | Personal Financial Advisors | | \$35.37 | \$31.13 | \$33.60 | \$36.07 | \$73,562 |
| 39-1021 | Personal Svc Wkrs, 1st-Line Supervisors/Mgrs of | 101 | \$17.89 | \$13.62 | \$16.63 | \$21.39 | \$37,196 |
| 29-1051 | Pharmacists | 136 | \$52.75 | \$49.17 | \$53.74 | \$58.31 | \$109,722 |
| 31-9095 | Pharmacy Aides | 25 | \$11.09 | \$10.22 | \$10.91 | \$11.62 | \$23,051 |
| 29-2052 | Pharmacy Technicians | 145 | \$18.47 | \$16.50 | \$18.11 | \$20.72 | \$38,402 |
| 25-1126 | Philosophy & Religion Teachers, Postsecondary | | | | | | \$57,203 |
| 29-1069 | Phys/Surgeons, A/O (Cardiologists, Dermatologists, etc) | 55 | \$104.48 | \$74.73 | | | \$217,327 |
| 19-2099 | Physical Scientists, All Other | | \$44.59 | \$40.37 | \$43.86 | \$49.38 | \$92,753 |
| 31-2022 | Physical Therapist Aides | 16 | \$12.34 | \$11.21 | \$12.59 | \$13.70 | \$25,668 |
| 31-2021 | Physical Therapist Assistants | | \$21.30 | \$17.65 | \$21.13 | \$25.11 | \$44,311 |
| 29-1123 | Physical Therapists | 37 | \$40.24 | \$37.62 | \$40.92 | \$44.22 | \$83,689 |
| 29-1071 | Physician Assistants | 30 | \$43.65 | \$40.39 | \$43.55 | \$46.22 | \$90,802 |
| 47-2151 | Pipelayers | 31 | \$20.71 | \$13.77 | \$19.95 | \$26.65 | \$43,083 |
| 47-2152 | Plumbers, Pipefitters, & Steamfitters | 138 | \$22.78 | \$19.69 | \$21.63 | \$24.51 | \$47,369 |
| 33-1012 | Police & Detectives, 1st-Line Supervisors/Mgrs of | 75 | \$36.97 | \$32.95 | \$36.63 | \$41.43 | \$76,911 |

| SOC Code | Balance of State Northwest, WA Occupational Title | Estimated Employment | Average Wage | Percentiles | | | Annual Wage |
|----------|--|----------------------|--------------|-------------|---------|---------|-------------|
| | | | | 25th | 50th | 75th | |
| 33-3051 | Police & Sheriff's Patrol Officers | 246 | \$29.00 | \$25.89 | \$28.72 | \$32.41 | \$60,324 |
| 43-5031 | Police, Fire, & Ambulance Dispatchers | 36 | \$24.73 | \$19.84 | \$24.33 | \$28.23 | \$51,445 |
| 43-5051 | Postal Svc Clerks | 69 | \$25.57 | \$25.44 | \$25.88 | \$25.89 | \$53,192 |
| 43-5052 | Postal Svc Mail Carriers | 161 | \$24.00 | \$19.73 | \$25.21 | \$27.06 | \$49,926 |
| 43-5053 | Postal Svc Mail Sorters/Processors/Processing Mach Ops | 14 | \$12.72 | \$10.14 | \$11.36 | \$17.03 | \$26,474 |
| 11-9131 | Postmasters & Mail Superintendents | 28 | \$30.93 | \$26.41 | \$30.65 | \$37.38 | \$64,331 |
| 25-2011 | Preschool Teachers, Not Special Education | | \$12.81 | \$10.54 | \$11.86 | \$14.13 | \$26,648 |
| 43-3061 | Procurement Clerks | 52 | \$20.10 | \$17.46 | \$20.50 | \$22.95 | \$41,799 |
| 27-2012 | Producers & Directors | 20 | \$19.86 | \$17.24 | \$19.45 | \$21.84 | \$41,301 |
| 51-1011 | Production & Operating Wkrs, 1st-Line spvrs/Mgrs of | 161 | \$27.00 | \$19.83 | \$25.95 | \$33.38 | \$56,144 |
| 43-5061 | Production, Planning, & Expediting Clerks | 59 | \$16.41 | \$9.45 | \$13.21 | \$18.45 | \$34,114 |
| 11-9141 | Property, Real Estate, & Community Association Mgrs | | \$25.39 | \$18.08 | \$21.12 | \$26.58 | \$52,798 |
| 33-1099 | Protective Svc Wkrs A/O, 1st-Line spvrs/Mgrs of | 11 | \$32.74 | \$28.17 | \$35.32 | \$36.95 | \$68,095 |
| 33-9099 | Protective Svc Wkrs, All Other | 163 | \$21.60 | \$15.22 | \$20.65 | \$26.89 | \$44,941 |
| 25-1066 | Psychology Teachers, Postsecondary | | | | | | \$51,648 |
| 11-2031 | Public Relations Mgrs | 34 | \$31.64 | \$22.37 | \$27.79 | \$38.68 | \$65,808 |
| 27-3031 | Public Relations Specialists | 71 | \$26.20 | \$20.95 | \$25.26 | \$30.64 | \$54,490 |
| 13-1023 | Purchasing Agents (Not Wholesale/Retail/Farm Prodcnts) | 62 | \$26.01 | \$19.92 | \$25.98 | \$33.50 | \$54,111 |
| 11-3061 | Purchasing Mgrs | | \$42.24 | \$39.84 | \$42.74 | \$45.64 | \$87,861 |
| 29-2037 | Radiologic Technologists & Technicians | 130 | \$29.45 | \$25.43 | \$29.83 | \$34.09 | \$61,252 |
| 41-9021 | Real Estate Brokers | 14 | \$36.55 | \$28.11 | \$32.45 | \$49.15 | \$76,027 |
| 43-4171 | Receptionists & Information Clerks | 520 | \$12.93 | \$10.38 | \$12.49 | \$14.77 | \$26,900 |
| 39-9032 | Recreation Wkrs | 207 | \$18.08 | \$10.82 | \$15.46 | \$25.16 | \$37,603 |
| 53-7081 | Refuse & Recyclable Material Collectors | 50 | \$20.18 | \$16.65 | \$19.98 | \$23.65 | \$41,989 |
| 29-1111 | Registered Nurses | 1,025 | \$34.04 | \$26.89 | \$33.37 | \$40.66 | \$70,791 |
| 21-1015 | Rehabilitation Counselors | 138 | \$23.30 | \$19.43 | \$25.50 | \$26.80 | \$48,460 |
| 27-3022 | Reporters & Correspondents | 28 | \$13.65 | \$11.98 | \$13.51 | \$15.41 | \$28,377 |
| 39-9041 | Residential Advisors | 14 | \$17.17 | \$10.70 | \$17.96 | \$22.80 | \$35,717 |
| 41-1011 | Retail Sales Wkrs, 1st-Line Supervisors/Mgrs of | 394 | \$19.96 | \$13.46 | \$17.81 | \$23.37 | \$41,527 |
| 41-2031 | Retail Salespersons | 1,666 | \$12.98 | \$9.66 | \$11.53 | \$14.27 | \$26,992 |
| 47-2181 | Roofers | | \$15.90 | \$13.44 | \$15.32 | \$17.80 | \$33,077 |
| 53-5011 | Sailors & Marine Oilers | | \$17.29 | \$10.88 | \$18.82 | \$23.58 | \$35,976 |
| 41-9799 | Sales & Related Workers, All Other | 95 | \$17.97 | \$14.45 | \$18.19 | \$21.99 | \$37,382 |
| 11-2022 | Sales Mgrs | 23 | \$41.59 | \$28.76 | \$35.47 | \$43.10 | \$86,509 |
| 41-3099 | Sales Reps, Svcs, All Other | 56 | \$22.37 | \$16.36 | \$20.70 | \$26.35 | \$46,529 |
| 41-4012 | Sales Reps, Wholesale/Manuf (Not Tech/Sci Prdcts) | 266 | \$26.00 | \$19.55 | \$23.47 | \$29.13 | \$54,063 |
| 41-4011 | Sales Reps, Wholesale/Manuf, Tech.Scientific Prdcts | | \$30.55 | \$26.55 | \$29.54 | \$34.12 | \$63,542 |
| 51-7041 | Sawing Machine Setters, Ops, & Tenders, Wood | 139 | \$17.46 | \$15.86 | \$16.99 | \$18.11 | \$36,319 |
| 25-2031 | Secondary School Teachers (Not Special/Voc Ed) | 364 | | | | | \$59,286 |
| 43-6014 | Secretaries, Not Legal, Medical, & Executive | 684 | \$17.16 | \$14.62 | \$17.11 | \$19.88 | \$35,693 |
| 41-3031 | Securities, Commodities, & Financial Svcs Sales Agents | 50 | \$20.85 | \$16.05 | \$18.17 | \$26.54 | \$43,364 |
| 49-2098 | Security & Fire Alarm Systems Installers | | \$21.32 | \$19.50 | \$22.48 | \$25.98 | \$44,344 |
| 33-9032 | Security Guards | 154 | \$14.13 | \$11.21 | \$13.23 | \$16.33 | \$29,388 |
| 25-3021 | Self-Enrichment Education Teachers | | \$18.81 | \$13.66 | \$17.02 | \$22.48 | \$39,133 |
| 51-9012 | Separating & Filtering Machine Setters/Ops/Tndrs | | \$19.15 | \$17.51 | \$19.41 | \$21.26 | \$39,834 |
| 47-4071 | Septic Tank Svcrs & Sewer Pipe Cleaners | 24 | \$18.99 | \$14.33 | \$19.85 | \$22.21 | \$39,493 |
| 47-2211 | Sheet Metal Wkrs | | \$22.30 | \$16.55 | \$18.90 | \$27.26 | \$46,396 |
| 43-5071 | Shipping, Receiving, & Traffic Clerks | 163 | \$16.36 | \$10.53 | \$15.33 | \$21.36 | \$34,045 |
| 11-9151 | Social & Community Svc Mgrs | 56 | \$34.97 | \$30.18 | \$33.64 | \$38.14 | \$72,749 |
| 21-1093 | Social & Human Svc Assistants | 127 | \$14.07 | \$10.65 | \$13.44 | \$17.14 | \$29,264 |
| 19-3099 | Social Scientists & Related Wkrs, All Other | 24 | \$32.97 | \$27.95 | \$32.12 | \$38.79 | \$68,594 |
| 21-1029 | Social Wkrs, All Other | 29 | \$31.36 | \$26.79 | \$31.71 | \$36.04 | \$65,230 |
| 25-2041 | Special Ed Teachers, Preschool, Kindergarten, Elementary | 62 | | | | | \$60,055 |
| 25-2053 | Special Education Teachers, Middle School | 24 | | | | | \$59,983 |
| 25-2054 | Special Education Teachers, Secondary School | 44 | | | | | \$61,598 |
| 29-1127 | Speech-Language Pathologists | 50 | \$34.41 | \$30.47 | \$34.81 | \$39.59 | \$71,575 |
| 51-8021 | Stationary Engineers & Boiler Operators | 33 | \$25.00 | \$22.12 | \$25.23 | \$28.09 | \$51,989 |
| 43-5081 | Stock Clerks & Order Fillers | 575 | \$12.76 | \$9.64 | \$11.13 | \$14.38 | \$26,527 |
| 21-1011 | Substance Abuse & Behavioral Disorder Counselors | 52 | \$18.98 | \$13.45 | \$17.91 | \$23.27 | \$39,496 |
| 29-1067 | Surgeons | | \$128.92 | | | | \$268,139 |
| 29-2055 | Surgical Technologists | 43 | \$23.10 | \$20.16 | \$23.72 | \$26.66 | \$48,048 |
| 17-3031 | Surveying & Mapping Technicians | 44 | \$23.40 | \$18.90 | \$23.57 | \$27.82 | \$48,674 |

| SOC Code | Balance of State Northwest, WA Occupational Title | Estimated Employment | Average Wage | Percentiles | | | Annual Wage |
|----------|--|----------------------|--------------|-------------|---------|---------|-------------|
| | | | | 25th | 50th | 75th | |
| 17-1022 | Surveyors | | \$28.56 | \$25.44 | \$28.27 | \$32.90 | \$59,389 |
| 53-6031 | Svc Station Attendants | 93 | \$11.64 | \$9.56 | \$10.79 | \$13.25 | \$24,214 |
| 43-2011 | Switchboard Operators, Including Answering Svc | 34 | \$12.90 | \$10.61 | \$11.92 | \$15.43 | \$26,822 |
| 47-2082 | Tapers | | \$17.79 | \$11.78 | \$16.86 | \$23.92 | \$37,015 |
| 53-3041 | Taxi Drivers & Chauffeurs | 70 | \$12.82 | \$10.98 | \$12.74 | \$14.03 | \$26,662 |
| 25-9041 | Teacher Assistants | 667 | | | | | \$30,694 |
| 25-3999 | Teachers, Primary, Secondary, & Adult, All Others | 455 | | | | | \$39,574 |
| 51-2092 | Team Assemblers | | \$17.23 | \$11.70 | \$15.36 | \$21.55 | \$35,841 |
| 49-2022 | Telecom Equipment Installers & Repairers (Not Line) | 115 | \$26.56 | \$23.30 | \$26.77 | \$30.51 | \$55,233 |
| 49-9052 | Telecommunications Line Installers & Repairers | | \$26.17 | \$25.09 | \$26.82 | \$28.57 | \$54,437 |
| 43-3071 | Tellers | 252 | \$12.74 | \$11.16 | \$12.70 | \$14.09 | \$26,492 |
| 51-6099 | Textile, Apparel, & Furnishings Wkrs, All Other | 51 | \$17.58 | \$16.20 | \$17.25 | \$18.29 | \$36,581 |
| 23-2093 | Title Examiners, Abstractors, & Searchers | 36 | \$27.01 | \$21.32 | \$25.65 | \$33.20 | \$56,183 |
| 39-7011 | Tour Guides & Escorts | 16 | \$15.93 | \$13.15 | \$13.66 | \$19.99 | \$33,117 |
| 13-1151 | Training & Development Specialists | 25 | \$29.82 | \$25.41 | \$30.36 | \$34.93 | \$62,006 |
| 11-3071 | Transportation, Storage, & Distribution Mgrs | | \$37.49 | \$27.25 | \$39.12 | \$46.67 | \$77,988 |
| 53-1031 | Transpntn/Material-Mvng Vehicle Ops, 1st-Ln Spvrs/Mgrs | 73 | \$29.57 | \$24.95 | \$29.50 | \$34.64 | \$61,512 |
| 53-3032 | Truck Drivers, Heavy & Tractor-Trailer | 493 | \$20.88 | \$16.60 | \$19.08 | \$25.03 | \$43,438 |
| 53-3033 | Truck Drivers, Light or Delivery Svcs | 293 | \$15.58 | \$10.47 | \$14.94 | \$17.88 | \$32,400 |
| 51-6093 | Upholsterers | 30 | \$20.20 | \$14.40 | \$19.60 | \$23.96 | \$42,024 |
| 19-3051 | Urban & Regional Planners | 69 | \$27.50 | \$21.99 | \$26.83 | \$31.54 | \$57,197 |
| 39-3031 | Ushers, Lobby Attendants, & Ticket Takers | | \$9.38 | \$8.96 | \$9.17 | \$9.37 | \$19,512 |
| 29-1131 | Veterinarians | 41 | \$33.73 | \$30.20 | \$33.55 | \$36.99 | \$70,174 |
| 31-9096 | Veterinary Assistants & Laboratory Animal Caretakers | 70 | \$13.60 | \$10.85 | \$13.75 | \$16.47 | \$28,298 |
| 29-2056 | Veterinary Technologists & Technicians | | \$16.28 | \$14.45 | \$16.27 | \$18.00 | \$33,859 |
| 25-1194 | Vocational Education Teachers, Postsecondary | 124 | \$20.96 | \$16.82 | \$21.54 | \$25.37 | \$43,599 |
| 25-2032 | Vocational Education Teachers, Secondary School | 69 | | | | | \$60,561 |
| 35-3031 | Waiters & Waitresses | 1,069 | \$13.43 | \$12.04 | \$13.30 | \$14.55 | \$27,929 |
| 51-8031 | Water & Liquid Waste Treatment Plant & System Ops | 70 | \$23.03 | \$19.76 | \$22.88 | \$26.80 | \$47,891 |
| 43-5111 | Weighers, Measurers, Checkers, & Samplers, Recordkeeping | 27 | \$16.11 | \$11.66 | \$16.45 | \$18.18 | \$33,514 |
| 51-4121 | Welders, Cutters, Solderers, & Brazers | 62 | \$16.96 | \$12.34 | \$14.72 | \$21.07 | \$35,284 |
| 13-1022 | Wholesale & Retail Buyers, Not Farm Products | | \$24.68 | \$15.96 | \$21.96 | \$33.20 | \$51,331 |
| 51-7099 | WoodWkrs, All Other | | \$18.92 | \$14.82 | \$18.09 | \$22.80 | \$39,355 |
| 51-7042 | Woodworking Machine Setters/Ops/Tenders (Not Sawing) | 120 | \$14.69 | \$12.55 | \$14.01 | \$16.54 | \$30,550 |
| 27-3043 | Writers & Authors | | \$23.25 | \$19.56 | \$22.60 | \$29.27 | \$48,355 |
| 19-1023 | Zoologists & Wildlife Biologists | 49 | \$32.42 | \$28.22 | \$30.75 | \$35.17 | \$67,417 |

Balance of State Southwest, WA
2012 Occupational Employment
and Wage Estimates
Includes Grays Harbor, Lewis, Mason,
Pacific, and Wahkiakum Counties



| SOC Code | Balance of State Southwest, WA Occupational Title | Estimated Employment | Average Wage | Percentiles | | | Annual Wage |
|----------|--|----------------------|--------------|-------------|---------|---------|-------------|
| | | | | 25th | 50th | 75th | |
| 13-2011 | Accountants & Auditors | 342 | \$28.71 | \$20.93 | \$26.63 | \$33.74 | \$59,726 |
| 11-3011 | Administrative Svcs Mgrs | | \$38.56 | \$32.81 | \$39.30 | \$44.10 | \$80,210 |
| 25-3011 | Adult Literacy, Remedial Ed, GED Teachers/Inst | 97 | \$20.24 | \$16.16 | \$20.71 | \$23.15 | \$42,100 |
| 41-3011 | Advertising Sales Agents | 48 | \$18.52 | \$13.80 | \$16.44 | \$20.71 | \$38,520 |
| 39-3091 | Amusement & Recreation Attendants | 217 | \$10.39 | \$9.15 | \$9.68 | \$11.29 | \$21,604 |
| 29-1061 | Anesthesiologists | 11 | \$121.46 | | | | \$252,638 |
| 13-2021 | Appraisers & Assessors of Real Estate | 81 | \$25.86 | \$14.79 | \$24.03 | \$31.52 | \$53,781 |
| 17-3011 | Architectural & Civil Drafters | 21 | \$20.88 | \$19.88 | \$21.46 | \$23.05 | \$43,430 |
| 51-2099 | Assemblers & Fabricators, All Other | 79 | \$14.04 | \$12.42 | \$13.56 | \$14.72 | \$29,213 |
| 49-3021 | Automotive Body & Related Repairers | 57 | \$19.64 | \$15.00 | \$19.53 | \$22.96 | \$40,846 |
| 49-3023 | Automotive Svc Technicians & Mechanics | 306 | \$18.57 | \$14.27 | \$17.40 | \$23.57 | \$38,618 |
| 51-3011 | Bakers | 93 | \$11.68 | \$9.67 | \$10.89 | \$13.03 | \$24,289 |
| 35-3011 | Bartenders | 290 | \$12.50 | \$9.96 | \$12.60 | \$14.12 | \$26,007 |
| 43-3011 | Bill & Account Collectors | 75 | \$17.61 | \$13.60 | \$18.65 | \$21.44 | \$36,631 |
| 43-3021 | Billing & Posting Clerks & Machine Operators | 274 | \$15.14 | \$12.42 | \$14.95 | \$17.65 | \$31,486 |
| 19-4021 | Biological Technicians | 93 | \$18.97 | \$15.33 | \$18.97 | \$21.43 | \$39,457 |
| 43-3031 | Bookkeeping, Accounting, & Auditing Clerks | 1,191 | \$15.81 | \$12.24 | \$15.69 | \$19.02 | \$32,879 |
| 49-3031 | Bus & Truck Mechanics & Diesel Engine Specialists | 257 | \$22.55 | \$18.71 | \$22.66 | \$26.65 | \$46,902 |
| 53-3022 | Bus Drivers, School | 443 | \$16.51 | \$15.51 | \$16.70 | \$17.90 | \$34,341 |
| 53-3021 | Bus Drivers, Transit & Intercity | 143 | \$19.72 | \$18.60 | \$19.92 | \$21.55 | \$41,007 |
| 13-1199 | Business Operations Specialists, All Other | 165 | \$27.70 | \$22.00 | \$27.12 | \$33.05 | \$57,617 |
| 51-3021 | Butchers & Meat Cutters | 67 | \$18.51 | \$16.03 | \$20.11 | \$21.85 | \$38,497 |
| 53-5021 | Captains, Mates, & Pilots of Water Vessels | 14 | \$35.77 | \$27.34 | \$32.90 | \$42.82 | \$74,393 |
| 47-2031 | Carpenters | 605 | \$19.86 | \$14.14 | \$17.54 | \$22.65 | \$41,302 |
| 17-1021 | Cartographers & Photogrammetrists | 14 | \$28.57 | \$24.34 | \$28.01 | \$32.95 | \$59,424 |
| 41-2011 | Cashiers | 2,068 | \$12.17 | \$9.47 | \$10.65 | \$13.13 | \$25,309 |
| 47-2051 | Cement Masons & Concrete Finishers | 22 | \$29.88 | \$24.41 | \$29.98 | \$34.04 | \$62,142 |
| 51-9191 | Cementing & Gluing Machine Operators & Tenders | 24 | \$18.36 | \$12.73 | \$14.49 | \$22.05 | \$38,175 |
| 35-1011 | Chefs & Head Cooks | | \$19.22 | \$16.48 | \$17.91 | \$19.95 | \$39,978 |
| 17-2041 | Chemical Engineers | 10 | \$45.15 | \$32.79 | \$36.17 | \$61.22 | \$93,917 |
| 19-4031 | Chemical Technicians | 13 | \$17.45 | \$16.07 | \$17.25 | \$18.44 | \$36,302 |
| 11-1011 | Chief Executives | 68 | \$67.77 | \$23.37 | \$58.40 | | \$140,956 |
| 39-9011 | Child Care Wkrs | 416 | \$10.74 | \$9.23 | \$10.11 | \$11.86 | \$22,344 |
| 21-1021 | Child, Family, & School Social Wkrs | 63 | \$20.33 | \$15.96 | \$19.54 | \$25.50 | \$42,285 |
| 17-3022 | Civil Engineering Technicians | 78 | \$25.79 | \$21.99 | \$25.29 | \$28.56 | \$53,637 |
| 17-2051 | Civil Engineers | 120 | \$32.56 | \$28.32 | \$31.08 | \$34.96 | \$67,717 |
| 13-1031 | Claims Adjusters, Examiners, & Investigators | 23 | \$30.66 | \$27.68 | \$31.63 | \$35.47 | \$63,787 |
| 53-7061 | Cleaners of Vehicles & Equipment | 102 | \$11.51 | \$9.66 | \$11.17 | \$12.98 | \$23,948 |
| 19-3031 | Clinical, Counseling, & School Psychologists | 46 | \$31.75 | \$29.22 | \$30.81 | \$34.91 | \$66,041 |
| 27-2022 | Coaches & Scouts | 200 | | | | | \$32,132 |
| 49-9091 | Coin, Vending, & Amusement Machine Svcs & Repairers | | \$18.93 | \$15.44 | \$20.20 | \$22.58 | \$39,384 |
| 35-3021 | Comb Food Preparation & Serving Wkrs, Inc Fast Food | 2,491 | \$9.77 | \$9.05 | \$9.30 | \$9.67 | \$20,315 |
| 21-1798 | Community & Social Service Specialists, All Other | 45 | \$16.54 | \$12.14 | \$14.53 | \$20.07 | \$34,415 |
| 13-1141 | Compensation, Benefits, & Job Analysis Specialists | 18 | \$27.12 | \$23.92 | \$27.10 | \$31.51 | \$56,428 |
| 13-1041 | Compliance Ofcrrs (Not Ag/Const/Safety/Transportn) | 44 | \$28.22 | \$19.92 | \$26.19 | \$34.57 | \$58,700 |
| 11-3021 | Computer & Information Systems Mgrs | 19 | \$45.88 | \$39.59 | \$43.32 | \$49.27 | \$95,422 |
| 15-1131 | Computer Programmers | 24 | \$27.88 | \$21.44 | \$23.69 | \$34.22 | \$57,978 |
| 15-1132 | Computer Software Engineers, Applications | 15 | \$40.36 | \$38.16 | \$41.33 | \$44.49 | \$83,940 |
| 15-1150 | Computer Support Specialists | 158 | \$22.58 | \$16.95 | \$21.24 | \$27.00 | \$46,970 |
| 15-1121 | Computer Systems Analysts | 32 | \$44.35 | \$38.17 | \$42.99 | \$50.57 | \$92,242 |
| 51-4011 | Computer-Controlled Machine Tool Ops, Mtl/Plastic | 39 | \$21.02 | \$15.67 | \$20.32 | \$26.73 | \$43,719 |
| 19-1031 | Conservation Scientists | 46 | \$24.98 | \$20.71 | \$21.99 | \$27.50 | \$51,955 |
| 47-4011 | Construction & Building Inspectors | | \$27.13 | \$24.53 | \$26.86 | \$29.25 | \$56,416 |
| 47-2061 | Construction Laborers | 448 | \$22.91 | \$15.56 | \$18.01 | \$32.62 | \$47,651 |

| SOC Code | Balance of State Southwest, WA Occupational Title | Estimated Employment | Average Wage | Percentiles 25th | 50th | 75th | Annual Wage |
|----------|--|----------------------|--------------|---------------------|---------|---------|-------------|
| 11-9021 | Construction Mgrs | 45 | | | | | |
| 47-1011 | Construction Trades/Extraction Wkrs, 1st-Ln Spvs/Mgrs | 254 | \$32.32 | \$25.87 | \$31.42 | \$36.48 | \$67,240 |
| 49-9012 | Control & Valve Installers & Repairers (Not Mech Door) | 17 | \$29.28 | \$17.87 | \$32.41 | \$36.97 | \$60,891 |
| 53-7011 | Conveyor Operators & Tenders | | \$15.07 | \$13.10 | \$15.87 | \$17.35 | \$31,344 |
| 35-2011 | Cooks, Fast Food | | \$11.08 | \$10.27 | \$10.94 | \$11.63 | \$23,041 |
| 35-2012 | Cooks, Institution & Cafeteria | 350 | \$15.23 | \$13.00 | \$15.03 | \$17.57 | \$31,670 |
| 35-2014 | Cooks, Restaurant | 431 | \$11.76 | \$10.35 | \$11.38 | \$13.07 | \$24,465 |
| 35-2015 | Cooks, Short Order | 60 | \$11.77 | \$10.22 | \$11.25 | \$13.21 | \$24,491 |
| 33-3012 | Correctional Officers & Jailers | 884 | | | | | |
| 33-1011 | Correctional Officers, 1st-Line spvrs/Mgrs of | 137 | \$26.02 | \$24.44 | \$24.45 | \$28.24 | \$54,118 |
| 13-1051 | Cost Estimators | 68 | \$30.92 | \$23.05 | \$31.78 | \$36.11 | \$64,316 |
| 41-2021 | Counter & Rental Clerks | 302 | \$11.44 | \$9.25 | \$9.75 | \$12.91 | \$23,804 |
| 35-3022 | Counter Attendants, Cafeteria, Concession, Coffee Shop | | \$9.90 | \$9.11 | \$9.39 | \$9.77 | \$20,592 |
| 43-5021 | Couriers & Messengers | 18 | \$15.33 | \$9.94 | \$10.90 | \$11.86 | \$31,887 |
| 43-4031 | Court, Municipal, & License Clerks | 236 | \$19.66 | \$17.28 | \$19.71 | \$22.02 | \$40,902 |
| 51-9021 | Crush/Grind/Polishing Machine Setters/Ops/Tenders | | \$15.88 | \$13.10 | \$15.80 | \$17.89 | \$33,029 |
| 43-4051 | Customer Svc Reps | 393 | \$15.23 | \$12.36 | \$14.05 | \$17.33 | \$31,682 |
| 43-9021 | Data Entry Keyers | 12 | \$14.25 | \$12.17 | \$14.03 | \$16.52 | \$29,626 |
| 15-1141 | Database Administrators | 20 | \$32.85 | \$29.10 | \$32.53 | \$35.48 | \$68,328 |
| 31-9091 | Dental Assistants | 130 | \$21.33 | \$18.99 | \$21.32 | \$23.75 | \$44,361 |
| 29-2021 | Dental Hygienists | 98 | \$47.20 | \$42.95 | \$47.73 | \$52.94 | \$98,178 |
| 29-1021 | Dentists, General | 48 | \$85.02 | \$56.13 | \$81.27 | | \$176,840 |
| 33-3021 | Detectives & Criminal Investigators | 33 | \$31.11 | \$27.37 | \$31.65 | \$34.33 | \$64,710 |
| 29-2032 | Diagnostic Medical Sonographers | 21 | \$39.16 | \$36.62 | \$40.18 | \$43.41 | \$81,457 |
| 29-1031 | Dietitians & Nutritionists | 26 | \$28.53 | \$25.59 | \$28.63 | \$32.24 | \$59,342 |
| 35-9011 | Dining Room & Cafeteria Attendants & Bartender Helpers | 186 | \$10.52 | \$9.04 | \$9.32 | \$11.16 | \$21,883 |
| 35-9021 | Dishwashers | 217 | \$9.78 | \$9.05 | \$9.33 | \$10.39 | \$20,342 |
| 43-5032 | Dispatchers, Not Police, Fire, & Ambulance | 105 | \$20.44 | \$13.69 | \$20.27 | \$22.84 | \$42,511 |
| 17-3019 | Drafters, All Other | | \$18.58 | \$14.49 | \$16.82 | \$19.52 | \$38,645 |
| 53-3031 | Driver/Sales Wkrs | 96 | \$13.07 | \$9.30 | \$9.95 | \$18.30 | \$27,197 |
| 47-2081 | Drywall & Ceiling Tile Installers | 19 | \$27.40 | \$20.23 | \$22.29 | \$30.11 | \$56,987 |
| 47-5021 | Earth Drillers, Not Oil & Gas | 40 | \$22.01 | \$14.12 | \$24.31 | \$27.03 | \$45,791 |
| 27-3041 | Editors | 27 | \$22.38 | \$13.78 | \$20.86 | \$31.45 | \$46,543 |
| 11-9031 | Educ Administrators, Preschool/Child Care Center/Pgms | | \$35.37 | \$24.52 | \$28.35 | \$52.40 | \$73,557 |
| 11-9032 | Education Administrators, Elem & Secondary School | 162 | | | | | \$93,040 |
| 25-9099 | Education, Training, & Library Wkrs, All Other | 17 | \$26.58 | \$20.88 | \$25.21 | \$29.00 | \$55,292 |
| 21-1012 | Educational, Vocational, & School Counselors | 143 | \$25.83 | \$20.95 | \$24.87 | \$30.34 | \$53,730 |
| 17-3023 | Electrical & Electronic Engineering Technicians | 21 | \$33.00 | \$25.50 | \$32.08 | \$40.48 | \$68,644 |
| 17-3012 | Electrical & Electronics Drafters | | \$23.15 | \$20.16 | \$22.72 | \$27.11 | \$48,144 |
| 17-2071 | Electrical Engineers | 35 | \$45.77 | \$34.77 | \$44.44 | \$55.51 | \$95,202 |
| 49-9051 | Electrical Power-Line Installers & Repairers | 67 | \$36.75 | \$33.05 | \$36.71 | \$41.12 | \$76,442 |
| 49-2094 | Electrical/Electronics Repairers, Industrial Equipmt | 58 | \$28.69 | \$25.55 | \$28.54 | \$32.26 | \$59,660 |
| 47-2111 | Electricians | 243 | \$25.07 | \$19.83 | \$24.59 | \$28.42 | \$52,151 |
| 25-2021 | Elementary School Teachers, Not Special Education | 873 | | | | | \$58,093 |
| 43-4061 | Eligibility Interviewers, Government Programs | 86 | \$22.46 | \$20.94 | \$23.16 | \$23.17 | \$46,709 |
| 29-2041 | Emergency Medical Technicians & Paramedics | | \$13.34 | \$12.19 | \$13.25 | \$14.32 | \$27,749 |
| 11-9041 | Engineering Mgrs | 26 | \$52.99 | \$39.01 | \$47.73 | \$59.83 | \$110,215 |
| 17-2199 | Engineers, All Other | 51 | \$23.03 | \$10.44 | \$11.53 | \$37.61 | \$47,900 |
| 25-1123 | English Language & Literature Teachers, Postsecondary | 20 | | | | | \$39,874 |
| 19-2041 | Environmental Scientists & Specialists (Inc Health) | 26 | \$29.97 | \$25.24 | \$30.34 | \$34.90 | \$62,324 |
| 53-7032 | Excavating & Loading Machine & Dragline Operators | 91 | \$28.46 | \$21.50 | \$29.21 | \$34.84 | \$59,192 |
| 43-6011 | Executive Secretaries & Administrative Assistants | 180 | \$21.29 | \$18.31 | \$20.86 | \$23.74 | \$44,296 |
| 45-4021 | Fallers | 26 | \$23.99 | \$15.92 | \$22.34 | \$32.85 | \$49,897 |
| 29-1062 | Family & General Practitioners | 47 | \$93.06 | \$75.88 | \$87.36 | | \$193,551 |
| 45-1011 | Farming, Fishing, & Forestry Wkrs, 1st-Ln Sprvs/Mgrs | 59 | \$25.74 | \$20.99 | \$25.00 | \$29.21 | \$53,537 |
| 43-4071 | File Clerks | | \$12.29 | \$9.51 | \$12.21 | \$13.89 | \$25,563 |
| 11-3031 | Financial Mgrs | 153 | \$41.77 | \$30.51 | \$39.53 | \$45.98 | \$86,886 |
| 33-2011 | Fire Fighters | | \$23.42 | \$18.32 | \$24.79 | \$27.76 | \$48,728 |
| 33-1021 | Fire Fighting & Prevention Wkrs, 1st-Ln spvrs/Mgrs of | | \$27.50 | \$17.18 | \$23.66 | \$36.54 | \$57,182 |
| 33-3031 | Fish & Game Wardens | 16 | \$28.15 | \$22.03 | \$32.47 | \$32.48 | \$58,565 |
| 39-9031 | Fitness Trainers & Aerobics Instructors | 123 | \$16.26 | \$13.46 | \$16.02 | \$18.04 | \$33,821 |
| 27-1023 | Floral Designers | 65 | \$11.24 | \$9.62 | \$10.66 | \$11.67 | \$23,378 |

| SOC Code | Balance of State Southwest, WA Occupational Title | Estimated Employment | Average Wage | Percentiles | | | Annual Wage |
|----------|--|----------------------|--------------|-------------|---------|---------|-------------|
| | | | | 25th | 50th | 75th | |
| 51-3092 | Food Batchmakers | | \$13.47 | \$12.63 | \$13.52 | \$14.41 | \$28,032 |
| 35-1012 | Food Preparation & Serving Wkrs, 1st-Ln Spvrs/Mgrs of | 314 | \$17.78 | \$14.05 | \$17.05 | \$21.06 | \$36,991 |
| 35-2021 | Food Preparation Wkrs | 282 | \$10.93 | \$9.28 | \$10.23 | \$11.66 | \$22,737 |
| 35-3041 | Food Servers, Nonrestaurant | 170 | \$11.12 | \$9.34 | \$10.41 | \$11.66 | \$23,113 |
| 11-9051 | Food Svc Mgrs | 30 | \$28.58 | \$22.53 | \$27.59 | \$34.18 | \$59,452 |
| 19-4093 | Forest & Conservation Technicians | 59 | \$18.64 | \$14.12 | \$17.52 | \$22.84 | \$38,775 |
| 45-4011 | Forest & Conservation Wkrs | 40 | \$11.43 | \$8.72 | \$9.22 | \$14.06 | \$23,774 |
| 19-1032 | Foresters | 45 | \$29.52 | \$24.86 | \$27.46 | \$32.88 | \$61,390 |
| 39-4021 | Funeral Attendants | 10 | \$12.42 | \$10.22 | \$11.02 | \$15.79 | \$25,823 |
| 39-4831 | Funeral Svc Mgrs, Dirs, Morticians, & Undertakers | | \$19.45 | \$14.89 | \$19.36 | \$23.30 | \$40,459 |
| 51-9051 | Furnace, Kiln, Oven, Drier, & Kettle Ops & Tenders | 67 | \$19.70 | \$16.67 | \$20.29 | \$22.48 | \$40,957 |
| 43-3041 | Gaming Cage Wkrs | 135 | \$12.66 | \$10.32 | \$12.44 | \$14.37 | \$26,342 |
| 39-3011 | Gaming Dealers | 238 | \$13.68 | \$11.82 | \$13.82 | \$16.04 | \$28,451 |
| 39-1011 | Gaming Supervisors | 86 | \$22.57 | \$18.70 | \$22.57 | \$26.83 | \$46,962 |
| 33-9031 | Gaming Surveillance Officers & Gaming Investigators | 23 | \$17.40 | \$12.19 | \$15.53 | \$23.49 | \$36,184 |
| 11-1021 | General & Operations Mgrs | 441 | \$49.46 | \$34.37 | \$41.93 | \$52.66 | \$102,876 |
| 27-1024 | Graphic Designers | 26 | \$18.14 | \$16.26 | \$17.81 | \$19.81 | \$37,734 |
| 51-4033 | Grind/Lap/Polish/Buf Machine Setters/Ops/Tenders | 14 | \$15.89 | \$13.30 | \$16.17 | \$18.28 | \$33,043 |
| 39-5012 | Hairdressers, Hairstylists, & Cosmetologists | 139 | \$13.38 | \$9.05 | \$9.34 | \$16.69 | \$27,828 |
| 53-1021 | Hand Labor/Material Movers/Helpers, 1st-Ln Spvrs/Mgrs | 53 | \$25.06 | \$19.17 | \$24.43 | \$32.09 | \$52,122 |
| 21-1091 | Health Educators | 17 | \$19.48 | \$15.29 | \$19.05 | \$23.52 | \$40,529 |
| 29-2799 | Health Technologists & Technicians, All Other | 63 | \$21.57 | \$17.11 | \$20.06 | \$23.10 | \$44,855 |
| 31-9799 | Healthcare Support Workers, All Other | 121 | \$15.29 | \$13.13 | \$14.47 | \$17.23 | \$31,800 |
| 49-9021 | Heating, Air Cond, Refrigeration Mechanics & Installers | | \$14.98 | \$10.60 | \$15.07 | \$19.42 | \$31,163 |
| 49-9098 | Helpers--Installation, Maintenance, & Repair Wkrs | 88 | \$16.13 | \$10.68 | \$14.27 | \$21.12 | \$33,566 |
| 51-9198 | Helpers--Production Wkrs | 320 | \$18.37 | \$14.41 | \$20.07 | \$21.94 | \$38,209 |
| 47-4051 | Highway Maintenance Wkrs | 216 | \$21.74 | \$19.83 | \$21.24 | \$24.53 | \$45,215 |
| 31-1011 | Home Health Aides | | \$10.60 | \$9.18 | \$9.52 | \$12.13 | \$22,056 |
| 35-9031 | Hosts & Hostesses, Restaurant, Lounge, & Coffee Shop | 126 | \$10.09 | \$9.02 | \$9.28 | \$10.15 | \$21,006 |
| 43-4081 | Hotel, Motel, & Resort Desk Clerks | 215 | \$10.38 | \$9.17 | \$9.58 | \$10.96 | \$21,603 |
| 37-1011 | Housekeeping/Janitorial Wkrs, 1st-Line Spvs/Mgrs | 50 | \$18.20 | \$15.60 | \$17.54 | \$20.93 | \$37,847 |
| 13-1078 | HR, Labor Relations, & Training Spec, All Other | 118 | \$23.76 | \$18.79 | \$22.10 | \$27.60 | \$49,404 |
| 43-4161 | Human Resources Assistants, Not Payroll & Timekeeping | 70 | \$20.75 | \$19.53 | \$21.06 | \$22.80 | \$43,159 |
| 11-3121 | Human Resources Managers | 33 | \$44.88 | \$35.97 | \$43.30 | \$55.32 | \$93,370 |
| 17-2112 | Industrial Engineers | 12 | \$36.13 | \$23.12 | \$36.87 | \$45.30 | \$75,161 |
| 49-9041 | Industrial Machinery Mechanics | 146 | \$24.26 | \$21.77 | \$24.73 | \$27.18 | \$50,455 |
| 11-3051 | Industrial Production Mgrs | 85 | \$42.69 | \$32.51 | \$40.07 | \$52.16 | \$88,803 |
| 53-7051 | Industrial Truck & Tractor Operators | 510 | \$17.91 | \$13.74 | \$18.26 | \$22.05 | \$37,243 |
| 15-1179 | Info Security Analyst, Web Dvlpr, & Cptr Netwk Architect | 24 | \$25.34 | \$17.70 | \$22.14 | \$32.95 | \$52,689 |
| 43-4199 | Information & Record Clerks, All Other | 43 | \$14.64 | \$13.64 | \$14.55 | \$16.28 | \$30,444 |
| 51-9061 | Inspectors, Testers, Sorters, Samplers, & Weighers | 176 | \$20.60 | \$18.97 | \$20.93 | \$22.79 | \$42,853 |
| 49-9799 | Installation, Maintenance, & Repair Workers, All Other | 38 | \$17.92 | \$11.39 | \$15.27 | \$24.97 | \$37,275 |
| 25-9031 | Instructional Coordinators | 55 | \$22.99 | \$16.15 | \$21.47 | \$28.76 | \$47,820 |
| 43-9041 | Insurance Claims & Policy Processing Clerks | 29 | \$16.22 | \$13.21 | \$14.68 | \$19.64 | \$33,751 |
| 41-3021 | Insurance Sales Agents | 97 | \$24.25 | \$12.85 | \$17.80 | \$33.13 | \$50,441 |
| 43-4111 | Interviewers, Not Eligibility & Loan | 86 | \$17.59 | \$15.45 | \$17.50 | \$20.16 | \$36,591 |
| 37-2011 | Janitors & Cleaners, Not Maids & Housekeeping Cleaners | 1,176 | \$13.23 | \$10.29 | \$13.12 | \$15.69 | \$27,515 |
| 23-1023 | Judges, Magistrate Judges, & Magistrates | 67 | \$44.99 | \$31.43 | \$36.58 | \$62.80 | \$93,585 |
| 25-2012 | Kindergarten Teachers, Not Special Education | 84 | | | | | \$54,180 |
| 53-7062 | Laborers & Freight, Stock, & Material Movers, Hand | 1,263 | \$13.91 | \$10.64 | \$13.02 | \$16.61 | \$28,938 |
| 37-1012 | Landscape, Lawn, Groundskeep Wkrs, 1st-Line Supvrs/Mgrs | | \$25.54 | \$24.36 | \$26.14 | \$27.91 | \$53,108 |
| 37-3011 | Landscaping & Groundskeeping Wkrs | 267 | \$14.33 | \$9.63 | \$14.30 | \$17.33 | \$29,800 |
| 51-6011 | Laundry & Dry-Cleaning Wkrs | 83 | \$10.50 | \$9.15 | \$9.47 | \$11.18 | \$21,826 |
| 23-1011 | Lawyers | 182 | \$33.69 | \$28.03 | \$32.28 | \$36.47 | \$70,079 |
| 43-6012 | Legal Secretaries | 90 | \$19.84 | \$19.22 | \$20.80 | \$22.32 | \$41,273 |
| 23-2099 | Legal Support Wkrs, All Other | 14 | \$21.71 | \$14.47 | \$20.79 | \$29.68 | \$45,159 |
| 11-1031 | Legislators | 37 | | | | | \$70,090 |
| 25-4021 | Librarians | | \$24.85 | \$20.87 | \$23.09 | \$29.06 | \$51,686 |
| 43-4121 | Library Assistants, Clerical | | \$12.58 | \$11.66 | \$12.82 | \$13.91 | \$26,175 |
| 25-4031 | Library Technicians | | \$18.76 | \$16.23 | \$19.68 | \$21.63 | \$39,019 |
| 29-2061 | Licensed Practical & Licensed Vocational Nurses | 241 | \$22.25 | \$19.70 | \$22.73 | \$26.02 | \$46,280 |
| 43-4131 | Loan Interviewers & Clerks | 59 | \$15.19 | \$13.39 | \$15.15 | \$17.09 | \$31,584 |

| SOC Code | Balance of State Southwest, WA Occupational Title | Estimated Employment | Average Wage | Percentiles | | | Annual Wage |
|----------|--|----------------------|--------------|-------------|---------|---------|-------------|
| | | | | 25th | 50th | 75th | |
| 13-2072 | Loan Officers | 60 | \$24.24 | \$21.07 | \$25.30 | \$27.95 | \$50,430 |
| 11-9081 | Lodging Mgrs | | \$24.20 | \$17.82 | \$25.51 | \$28.93 | \$50,338 |
| 45-4023 | Log Graders & Scalers | 39 | \$22.41 | \$19.42 | \$22.85 | \$26.33 | \$46,630 |
| 45-4022 | Logging Equipment Operators | 424 | \$21.27 | \$19.48 | \$21.07 | \$22.65 | \$44,246 |
| 45-4029 | Logging Wkrs, All Other | | \$19.76 | \$18.26 | \$20.14 | \$21.81 | \$41,101 |
| 53-7063 | Machine Feeders & Offbearers | 330 | \$15.73 | \$11.22 | \$15.95 | \$19.95 | \$32,713 |
| 51-4041 | Machinists | 55 | \$17.60 | \$12.06 | \$18.43 | \$21.66 | \$36,614 |
| 37-2012 | Maids & Housekeeping Cleaners | 643 | \$10.09 | \$9.06 | \$9.35 | \$10.66 | \$20,991 |
| 49-9071 | Maintenance & Repair Workers, General | 840 | \$18.45 | \$15.10 | \$17.93 | \$21.68 | \$38,372 |
| 49-9043 | Maintenance Wkrs, Machinery | 50 | \$21.34 | \$16.15 | \$20.85 | \$26.04 | \$44,387 |
| 13-1111 | Management Analysts | 28 | \$44.67 | \$31.76 | \$37.67 | \$55.84 | \$92,910 |
| 13-1161 | Market Research Analysts | 34 | \$24.50 | \$20.13 | \$21.88 | \$24.04 | \$50,951 |
| 31-9011 | Massage Therapists | | \$25.58 | \$20.34 | \$29.43 | \$33.02 | \$53,193 |
| 51-3022 | Meat, Poultry, & Fish Cutters & Trimmers | | \$12.88 | \$12.08 | \$13.12 | \$14.15 | \$26,807 |
| 17-3013 | Mechanical Drafters | 12 | \$22.28 | \$14.60 | \$17.76 | \$23.05 | \$46,338 |
| 17-2141 | Mechanical Engineers | 20 | \$39.20 | \$33.10 | \$39.42 | \$45.39 | \$81,551 |
| 49-1011 | Mechanics, Installers, Repairers, 1st-Ln Sprvs/Mgrs | 247 | \$29.76 | \$24.27 | \$29.05 | \$35.40 | \$61,895 |
| 29-2012 | Medical & Clinical Laboratory Technicians | 24 | \$24.40 | \$20.77 | \$23.34 | \$27.31 | \$50,770 |
| 29-2011 | Medical & Clinical Laboratory Technologists | 55 | \$31.65 | \$27.81 | \$31.79 | \$35.24 | \$65,818 |
| 11-9111 | Medical & Health Svcs Mgrs | 81 | \$44.81 | \$34.60 | \$41.60 | \$51.73 | \$93,212 |
| 21-1022 | Medical & Public Health Social Wkrs | 43 | | | | | |
| 31-9092 | Medical Assistants | 139 | \$16.34 | \$14.67 | \$16.36 | \$17.99 | \$33,991 |
| 49-9062 | Medical Equipment Repairers | 13 | \$18.73 | \$13.08 | \$19.79 | \$21.94 | \$38,964 |
| 29-2071 | Medical Records & Health Information Technicians | 122 | \$18.77 | \$15.30 | \$18.74 | \$22.00 | \$39,049 |
| 43-6013 | Medical Secretaries | 322 | \$18.83 | \$15.60 | \$18.16 | \$22.13 | \$39,155 |
| 31-9094 | Medical Transcriptionists | 49 | \$16.33 | \$13.22 | \$16.74 | \$19.80 | \$33,972 |
| 21-1023 | Mental Health & Substance Abuse Social Wkrs | 108 | \$20.38 | \$12.26 | \$21.20 | \$26.79 | \$42,405 |
| 21-1014 | Mental Health Counselors | 51 | \$22.81 | \$19.95 | \$22.80 | \$26.30 | \$47,443 |
| 27-1026 | Merchandise Displayers & Window Trimmers | 31 | \$13.69 | \$10.87 | \$13.44 | \$16.12 | \$28,472 |
| 43-5041 | Meter Readers, Utilities | 22 | \$21.62 | \$19.25 | \$21.69 | \$24.09 | \$44,959 |
| 11-9199 | Mgrs, All Other | 54 | \$31.31 | \$22.49 | \$31.50 | \$35.94 | \$65,131 |
| 25-2022 | Middle School Teachers (Not Special Ed & Vocational) | 289 | | | | | \$58,653 |
| 49-9044 | Millwrights | 112 | \$24.84 | \$20.35 | \$22.52 | \$30.64 | \$51,676 |
| 49-3042 | Mobile Heavy Equipment Mechanics, Not Engines | 105 | \$22.80 | \$18.36 | \$21.77 | \$26.78 | \$47,412 |
| 51-9195 | Molders, Shapers, & Casters, Not Metal & Plastic | | \$10.70 | \$9.72 | \$10.48 | \$11.24 | \$22,263 |
| 49-3051 | Motorboat Mechanics | | \$18.33 | \$16.26 | \$18.17 | \$20.86 | \$38,142 |
| 11-9121 | Natural Sciences Mgrs | 35 | \$41.82 | \$34.21 | \$40.30 | \$49.06 | \$86,990 |
| 15-1142 | Network & Computer Systems Administrators | 77 | \$29.70 | \$25.56 | \$31.29 | \$34.86 | \$61,780 |
| 43-4141 | New Accounts Clerks | | \$14.89 | \$13.05 | \$14.07 | \$15.19 | \$30,984 |
| 39-2021 | Nonfarm Animal Caretakers | 68 | \$11.77 | \$9.22 | \$10.02 | \$11.49 | \$24,490 |
| 41-1012 | Non-Retail Sales Wkrs, 1st-Line spvrs/Mgrs of | 42 | \$28.98 | \$19.39 | \$29.53 | \$34.80 | \$60,275 |
| 31-1012 | Nursing Aides, Orderlies, & Attendants | 970 | \$13.85 | \$11.33 | \$13.61 | \$16.18 | \$28,817 |
| 29-9011 | Occupational Health & Safety Specialists | 31 | \$28.47 | \$24.33 | \$27.05 | \$32.01 | \$59,214 |
| 29-1122 | Occupational Therapists | 25 | \$34.96 | \$25.30 | \$32.50 | \$47.49 | \$72,708 |
| 43-1011 | Office & Admin Support Wkrs, 1st-Line spvrs/Mgrs of | 588 | \$22.99 | \$18.12 | \$21.80 | \$27.04 | \$47,814 |
| 43-9799 | Office & Administrative Support Workers, All Other | 136 | \$15.56 | \$12.66 | \$14.44 | \$18.02 | \$32,366 |
| 43-9061 | Office Clerks, General | 1,154 | \$14.35 | \$11.45 | \$13.81 | \$16.64 | \$29,849 |
| 43-9071 | Office Machine Operators, Not Computer | 47 | \$13.06 | \$12.18 | \$13.24 | \$14.31 | \$27,165 |
| 47-2073 | Operating Engineers/Construction Equipment Ops | 255 | \$27.34 | \$21.68 | \$27.06 | \$32.30 | \$56,871 |
| 29-2081 | Opticians, Dispensing | 32 | \$18.37 | \$13.58 | \$17.70 | \$23.30 | \$38,198 |
| 29-1041 | Optometrists | 10 | \$70.98 | \$42.72 | \$52.19 | | \$147,636 |
| 43-4151 | Order Clerks | 89 | \$14.35 | \$12.10 | \$14.08 | \$16.70 | \$29,833 |
| 49-3053 | Outdoor Power Equipment & Other Small Engine Mechanics | | \$18.10 | \$15.86 | \$17.32 | \$18.99 | \$37,657 |
| 51-9111 | Packaging & Filling Machine Operators & Tenders | 149 | \$11.66 | \$9.46 | \$10.59 | \$12.40 | \$24,251 |
| 53-7064 | Packers & Packagers, Hand | 259 | \$11.02 | \$9.22 | \$9.53 | \$11.26 | \$22,924 |
| 47-2141 | Painters, Construction & Maintenance | 58 | \$21.70 | \$16.98 | \$20.44 | \$24.92 | \$45,136 |
| 51-9122 | Painters, Transportation Equipment | 44 | \$19.26 | \$14.24 | \$17.12 | \$25.22 | \$40,061 |
| 51-9196 | Paper Goods Machine Setters, Operators, & Tenders | | \$16.60 | \$14.22 | \$16.11 | \$18.00 | \$34,527 |
| 23-2011 | Paralegals & Legal Assistants | 46 | \$20.35 | \$17.15 | \$20.10 | \$23.24 | \$42,326 |
| 41-2022 | Parts Salespersons | 278 | \$16.19 | \$11.57 | \$15.50 | \$20.27 | \$33,677 |
| 43-3051 | Payroll & Timekeeping Clerks | 122 | \$21.94 | \$18.72 | \$22.57 | \$26.04 | \$45,644 |
| 39-9021 | Personal & Home Care Aides | 133 | \$10.44 | \$9.42 | \$10.04 | \$11.09 | \$21,721 |

| SOC Code | Balance of State Southwest, WA Occupational Title | Estimated Employment | Average Wage | Percentiles | | | Annual Wage |
|----------|---|----------------------|--------------|-------------|---------|---------|-------------|
| | | | | 25th | 50th | 75th | |
| 13-2052 | Personal Financial Advisors | 61 | | | | | |
| 39-1021 | Personal Svc Wkrs, 1st-Line Supervisors/Mgrs of | 85 | \$20.01 | \$13.90 | \$20.33 | \$25.63 | \$41,613 |
| 37-3012 | Pesticide Handlers, Sprayers, & Applicators, Vegetation | 27 | \$17.22 | \$13.42 | \$15.03 | \$20.97 | \$35,825 |
| 29-1051 | Pharmacists | 113 | \$61.28 | \$50.79 | \$56.71 | \$65.65 | \$127,456 |
| 31-9095 | Pharmacy Aides | | \$10.44 | \$9.40 | \$9.99 | \$11.10 | \$21,720 |
| 29-2052 | Pharmacy Technicians | 184 | \$17.85 | \$15.93 | \$17.41 | \$18.93 | \$37,131 |
| 29-1069 | Phys/Surgeons, A/O (Cardiologists, Dermatologists, etc) | | \$80.25 | \$76.53 | \$82.43 | \$88.34 | \$166,923 |
| 31-2022 | Physical Therapist Aides | 25 | \$11.90 | \$10.15 | \$11.35 | \$13.46 | \$24,750 |
| 31-2021 | Physical Therapist Assistants | 14 | \$25.73 | \$22.81 | \$25.69 | \$28.46 | \$53,507 |
| 29-1123 | Physical Therapists | 65 | \$46.77 | \$33.88 | \$42.41 | \$62.81 | \$97,274 |
| 29-1071 | Physician Assistants | 40 | \$44.59 | \$40.47 | \$43.38 | \$50.53 | \$92,758 |
| 47-2151 | Pipelayers | 31 | \$22.75 | \$18.78 | \$21.73 | \$26.78 | \$47,305 |
| 51-8099 | Plant & System Operators, All Other | | \$14.82 | \$12.64 | \$13.59 | \$14.56 | \$30,838 |
| 47-2152 | Plumbers, Pipefitters, & Steamfitters | 144 | \$17.86 | \$15.66 | \$17.30 | \$19.38 | \$37,165 |
| 33-1012 | Police & Detectives, 1st-Line Supervisors/Mgrs of | 79 | \$33.44 | \$28.70 | \$34.02 | \$38.02 | \$69,553 |
| 33-3051 | Police & Sheriff's Patrol Officers | 321 | \$27.34 | \$21.56 | \$27.76 | \$32.42 | \$56,869 |
| 43-5031 | Police, Fire, & Ambulance Dispatchers | 106 | \$20.93 | \$18.29 | \$20.85 | \$23.25 | \$43,524 |
| 43-5051 | Postal Svc Clerks | 71 | \$25.28 | \$23.76 | \$25.88 | \$26.92 | \$52,586 |
| 43-5052 | Postal Svc Mail Carriers | 157 | \$24.25 | \$19.73 | \$25.40 | \$27.07 | \$50,447 |
| 43-5053 | Postal Svc Mail Sorters/Processors/Processing Mach Ops | 39 | \$13.10 | \$10.39 | \$11.20 | \$16.83 | \$27,243 |
| 11-9131 | Postmasters & Mail Superintendents | 65 | \$27.12 | \$24.59 | \$27.62 | \$30.67 | \$56,422 |
| 25-1199 | Postsecondary Teachers, All Other | 11 | | | | | \$60,112 |
| 51-5111 | Prepress Technicians & Workers | | \$16.42 | \$10.44 | \$13.30 | \$18.41 | \$34,146 |
| 25-2011 | Preschool Teachers, Not Special Education | | \$13.43 | \$9.29 | \$9.89 | \$17.48 | \$27,945 |
| 51-5112 | Printing Press Operators | | \$19.91 | \$15.33 | \$17.92 | \$25.12 | \$41,402 |
| 21-1092 | Probation Officers & Correctional Treatment Specialists | 240 | \$25.19 | \$24.27 | \$24.87 | \$25.83 | \$52,400 |
| 43-3061 | Procurement Clerks | 17 | \$15.68 | \$13.39 | \$15.10 | \$17.48 | \$32,612 |
| 51-1011 | Production & Operating Wkrs, 1st-Line spvrs/Mgrs of | 328 | \$27.35 | \$19.23 | \$27.02 | \$34.51 | \$56,890 |
| 51-9399 | Production Workers, All Other | 440 | \$12.12 | \$9.29 | \$11.60 | \$14.03 | \$25,216 |
| 43-5061 | Production, Planning, & Expediting Clerks | 58 | \$22.67 | \$14.30 | \$18.90 | \$31.21 | \$47,149 |
| 11-9141 | Property, Real Estate, & Community Association Mgrs | | \$27.86 | \$13.28 | \$28.94 | \$38.03 | \$57,956 |
| 33-1099 | Protective Svc Wkrs A/O, 1st-Line spvrs/Mgrs of | 26 | \$28.63 | \$17.96 | \$29.21 | \$36.10 | \$59,550 |
| 33-9099 | Protective Svc Wkrs, All Other | 97 | \$21.05 | \$15.83 | \$20.57 | \$25.34 | \$43,788 |
| 25-1066 | Psychology Teachers, Postsecondary | 15 | | | | | \$33,736 |
| 11-2031 | Public Relations Mgrs | 28 | \$36.55 | \$31.63 | \$34.19 | \$36.76 | \$76,028 |
| 27-3031 | Public Relations Specialists | 75 | \$27.33 | \$14.72 | \$25.89 | \$36.60 | \$56,852 |
| 13-1023 | Purchasing Agents (Not Wholesale/Retail/Farm Prdcts) | 102 | \$25.47 | \$17.00 | \$24.41 | \$33.61 | \$52,975 |
| 11-3061 | Purchasing Mgrs | 15 | \$45.79 | \$38.83 | \$49.25 | \$54.46 | \$95,244 |
| 27-3011 | Radio & Television Announcers | 32 | \$13.99 | \$9.85 | \$12.66 | \$16.22 | \$29,095 |
| 29-2037 | Radiologic Technologists & Technicians | 82 | \$29.81 | \$23.78 | \$27.45 | \$33.22 | \$62,014 |
| 41-9022 | Real Estate Sales Agents | | \$17.12 | \$12.82 | \$13.76 | \$14.70 | \$35,621 |
| 43-4171 | Receptionists & Information Clerks | 354 | \$13.63 | \$10.98 | \$12.96 | \$14.81 | \$28,347 |
| 39-9032 | Recreation Wkrs | | \$14.70 | \$9.49 | \$12.27 | \$16.67 | \$30,575 |
| 29-1125 | Recreational Therapists | 18 | \$23.62 | \$22.23 | \$23.42 | \$25.50 | \$49,138 |
| 53-7081 | Refuse & Recyclable Material Collectors | 12 | \$21.11 | \$19.73 | \$21.17 | \$22.62 | \$43,901 |
| 29-1111 | Registered Nurses | 1,298 | \$34.49 | \$27.89 | \$34.37 | \$41.17 | \$71,744 |
| 21-1015 | Rehabilitation Counselors | 215 | \$24.12 | \$22.02 | \$26.14 | \$26.80 | \$50,177 |
| 27-3022 | Reporters & Correspondents | 30 | \$18.10 | \$12.85 | \$14.20 | \$17.09 | \$37,657 |
| 29-2054 | Respiratory Therapy Technicians | | \$19.29 | \$16.50 | \$18.63 | \$21.65 | \$40,126 |
| 41-1011 | Retail Sales Wkrs, 1st-Line Supervisors/Mgrs of | 549 | \$18.68 | \$13.61 | \$17.55 | \$22.58 | \$38,860 |
| 41-2031 | Retail Salespersons | 1,821 | \$12.97 | \$9.93 | \$11.45 | \$14.12 | \$26,969 |
| 47-2181 | Roofers | 45 | \$20.36 | \$16.02 | \$17.94 | \$24.28 | \$42,353 |
| 53-5011 | Sailors & Marine Oilers | 57 | \$19.07 | \$14.24 | \$20.23 | \$23.96 | \$39,652 |
| 41-9799 | Sales & Related Workers, All Other | 106 | \$16.83 | \$10.16 | \$14.27 | \$20.31 | \$35,008 |
| 11-2022 | Sales Mgrs | 62 | \$48.73 | \$31.90 | \$42.14 | \$56.42 | \$101,356 |
| 41-3099 | Sales Reps, Svcs, All Other | 66 | \$26.71 | \$17.60 | \$25.31 | \$31.17 | \$55,542 |
| 41-4012 | Sales Reps, Wholesale/Manuf (Not Tech/Sci Prdcts) | 412 | \$25.87 | \$19.95 | \$23.72 | \$29.93 | \$53,814 |
| 41-4011 | Sales Reps, Wholesale/Manuf, Tech.Scientific Prdcts | | \$35.28 | \$30.96 | \$35.34 | \$42.41 | \$73,388 |
| 51-7041 | Sawing Machine Setters, Ops, & Tenders, Wood | 345 | \$20.11 | \$16.74 | \$19.88 | \$22.77 | \$41,826 |
| 25-2031 | Secondary School Teachers (Not Special/Voc Ed) | 470 | | | | | \$60,302 |
| 43-6014 | Secretaries, Not Legal, Medical, & Executive | 929 | \$15.90 | \$13.36 | \$16.04 | \$18.17 | \$33,070 |
| 41-3031 | Securities, Commodities, & Financial Svcs Sales Agents | | \$25.07 | \$14.69 | \$17.80 | \$38.22 | \$52,160 |

| SOC Code | Balance of State Southwest, WA Occupational Title | Estimated Employment | Average Wage | Percentiles | | | Annual Wage |
|----------|--|----------------------|--------------|-------------|---------|---------|-------------|
| | | | | 25th | 50th | 75th | |
| 33-9032 | Security Guards | 317 | \$12.77 | \$9.25 | \$10.09 | \$13.07 | \$26,558 |
| 25-3021 | Self-Enrichment Education Teachers | 84 | \$19.30 | \$16.33 | \$19.35 | \$21.96 | \$40,143 |
| 51-9012 | Separating & Filtering Machine Setters/Ops/Tndrs | | \$16.05 | \$12.43 | \$13.85 | \$16.06 | \$33,392 |
| 47-4071 | Septic Tank Svcrs & Sewer Pipe Cleaners | | \$17.48 | \$15.27 | \$17.54 | \$20.27 | \$36,368 |
| 47-2211 | Sheet Metal Wkrs | | \$31.03 | \$24.73 | \$29.63 | \$40.63 | \$64,560 |
| 43-5071 | Shipping, Receiving, & Traffic Clerks | 191 | \$14.48 | \$10.65 | \$13.36 | \$16.91 | \$30,118 |
| 51-3023 | Slaughterers & Meat Packers | 21 | \$16.48 | \$12.55 | \$14.65 | \$21.02 | \$34,266 |
| 39-1012 | Slot Key Persons | 19 | \$13.98 | \$9.71 | \$13.67 | \$17.48 | \$29,079 |
| 11-9151 | Social & Community Svc Mgrs | 85 | \$31.63 | \$22.49 | \$31.58 | \$37.57 | \$65,772 |
| 21-1093 | Social & Human Svc Assistants | 288 | \$12.88 | \$10.47 | \$11.45 | \$14.42 | \$26,784 |
| 21-1029 | Social Wkrs, All Other | | \$15.25 | \$13.19 | \$14.60 | \$17.13 | \$31,716 |
| 25-2041 | Special Ed Teachers, Preschool, Kindergarten, Elementary | 102 | | | | | \$54,256 |
| 25-2053 | Special Education Teachers, Middle School | 22 | | | | | \$57,013 |
| 25-2054 | Special Education Teachers, Secondary School | 56 | | | | | \$57,633 |
| 29-1127 | Speech-Language Pathologists | 33 | \$29.50 | \$24.83 | \$31.47 | \$34.80 | \$61,367 |
| 51-8021 | Stationary Engineers & Boiler Operators | 49 | \$22.93 | \$17.66 | \$22.44 | \$27.59 | \$47,699 |
| 43-5081 | Stock Clerks & Order Fillers | 567 | \$13.24 | \$9.74 | \$11.97 | \$15.75 | \$27,554 |
| 51-2041 | Structural Metal Fabricators & Fitters | 40 | \$15.54 | \$13.35 | \$15.76 | \$17.75 | \$32,333 |
| 21-1011 | Substance Abuse & Behavioral Disorder Counselors | 34 | \$20.18 | \$16.30 | \$20.35 | \$24.17 | \$41,978 |
| 29-1067 | Surgeons | | \$128.92 | | | | \$268,139 |
| 29-2055 | Surgical Technologists | 58 | \$22.36 | \$19.57 | \$22.27 | \$25.82 | \$46,505 |
| 17-3031 | Surveying & Mapping Technicians | 35 | \$23.19 | \$19.17 | \$23.62 | \$26.80 | \$48,226 |
| 17-1022 | Surveyors | 37 | \$27.73 | \$21.86 | \$29.56 | \$33.92 | \$57,675 |
| 53-6031 | Svc Station Attendants | 51 | \$11.45 | \$9.79 | \$11.01 | \$12.75 | \$23,824 |
| 43-2011 | Switchboard Operators, Including Answering Svc | 33 | \$13.37 | \$11.32 | \$13.17 | \$14.93 | \$27,809 |
| 47-2082 | Tapers | 12 | \$23.13 | \$20.17 | \$23.79 | \$26.65 | \$48,114 |
| 13-2081 | Tax Examiners, Collectors, & Revenue Agents | | \$22.40 | \$20.57 | \$21.99 | \$23.72 | \$46,590 |
| 53-3041 | Taxi Drivers & Chauffeurs | | \$11.61 | \$9.60 | \$11.07 | \$13.25 | \$24,145 |
| 25-9041 | Teacher Assistants | 1,244 | | | | | \$28,299 |
| 25-3999 | Teachers, Primary, Secondary, & Adult, All Others | 815 | | | | | \$33,015 |
| 51-2092 | Team Assemblers | 415 | \$15.02 | \$12.22 | \$14.91 | \$17.53 | \$31,227 |
| 49-2022 | Telecom Equipment Installers & Repairers (Not Line) | 85 | \$27.55 | \$24.11 | \$27.72 | \$32.07 | \$57,305 |
| 49-9052 | Telecommunications Line Installers & Repairers | 36 | \$20.94 | \$16.66 | \$20.75 | \$26.42 | \$43,549 |
| 41-9041 | Telemarketers | | \$13.38 | \$12.73 | \$13.58 | \$14.41 | \$27,831 |
| 43-3071 | Tellers | 531 | \$12.52 | \$10.93 | \$12.19 | \$13.88 | \$26,056 |
| 51-6099 | Textile, Apparel, & Furnishings Wkrs, All Other | | \$12.60 | \$10.56 | \$11.59 | \$14.69 | \$26,211 |
| 51-4194 | Tool Grinders, Filers, & Sharpeners | 80 | \$24.24 | \$20.50 | \$22.53 | \$28.21 | \$50,423 |
| 13-1151 | Training & Development Specialists | | \$29.17 | \$20.00 | \$28.35 | \$38.28 | \$60,662 |
| 53-6099 | Transportation Wkrs, All Other | 18 | \$17.23 | \$9.77 | \$13.36 | \$22.61 | \$35,843 |
| 11-3071 | Transportation, Storage, & Distribution Mgrs | 44 | | | | | |
| 53-1031 | Transpntn/Material-Mvng Vehicle Ops, 1st-Ln Spvrs/Mgrs | 128 | \$27.05 | \$21.87 | \$26.20 | \$31.98 | \$56,265 |
| 53-3032 | Truck Drivers, Heavy & Tractor-Trailer | 1,229 | \$19.19 | \$15.55 | \$17.93 | \$21.89 | \$39,918 |
| 53-3033 | Truck Drivers, Light or Delivery Svcs | 427 | \$14.33 | \$11.36 | \$13.39 | \$15.13 | \$29,815 |
| 19-3051 | Urban & Regional Planners | 34 | \$27.25 | \$23.95 | \$27.12 | \$31.18 | \$56,681 |
| 39-3031 | Ushers, Lobby Attendants, & Ticket Takers | 27 | \$9.55 | \$8.93 | \$9.10 | \$9.28 | \$19,864 |
| 29-1131 | Veterinarians | 40 | \$39.43 | \$29.26 | \$34.37 | \$43.56 | \$82,009 |
| 31-9096 | Veterinary Assistants & Laboratory Animal Caretakers | 39 | \$10.92 | \$9.95 | \$10.74 | \$11.53 | \$22,712 |
| 29-2056 | Veterinary Technologists & Technicians | 35 | \$17.80 | \$14.97 | \$17.45 | \$20.52 | \$37,014 |
| 25-2023 | Vocational Education Teachers, Middle School | 17 | | | | | \$61,690 |
| 25-2032 | Vocational Education Teachers, Secondary School | 110 | | | | | \$59,308 |
| 35-3031 | Waiters & Waitresses | 782 | \$13.61 | \$9.21 | \$12.75 | \$14.61 | \$28,307 |
| 51-8031 | Water & Liquid Waste Treatment Plant & System Ops | 145 | \$22.21 | \$19.19 | \$21.90 | \$25.86 | \$46,210 |
| 43-5111 | Weighers, Measurers, Checkers, & Samplers, Recordkeeping | | \$17.75 | \$13.74 | \$17.22 | \$21.54 | \$36,938 |
| 51-4121 | Welders, Cutters, Solderers, & Brazers | 73 | \$28.28 | \$18.43 | \$24.25 | \$40.68 | \$58,835 |
| 13-1022 | Wholesale & Retail Buyers, Not Farm Products | 44 | \$29.86 | \$19.29 | \$24.58 | \$37.10 | \$62,109 |
| 51-7042 | Woodworking Machine Setters/Ops/Tenders (Not Sawing) | 490 | \$17.75 | \$13.08 | \$18.95 | \$21.93 | \$36,912 |
| 19-1023 | Zoologists & Wildlife Biologists | 55 | \$30.45 | \$28.14 | \$29.56 | \$33.87 | \$63,341 |

Balance of State Central, WA
2012 Occupational Employment
and Wage Estimates
Includes Adams, Grant, Kittitas,
Klickitat, and Okanogan Counties



| SOC Code | Balance of State Central, WA Occupational Title | Estimated Employment | Average Wage | Percentiles | | | Annual Wage |
|----------|---|----------------------|--------------|-------------|---------|---------|-------------|
| | | | | 25th | 50th | 75th | |
| 13-2011 | Accountants & Auditors | 226 | \$29.96 | \$23.75 | \$28.51 | \$35.55 | \$62,318 |
| 11-3011 | Administrative Svcs Mgrs | 67 | \$42.07 | \$29.31 | \$44.32 | \$51.84 | \$87,501 |
| 25-3011 | Adult Literacy, Remedial Ed, GED Teachers/Inst | 46 | \$24.88 | \$23.17 | \$25.99 | \$28.21 | \$51,741 |
| 41-3011 | Advertising Sales Agents | 45 | \$19.70 | \$14.15 | \$16.94 | \$18.94 | \$40,967 |
| 19-4011 | Agricultural & Food Science Technicians | 72 | \$16.11 | \$11.95 | \$13.74 | \$19.64 | \$33,497 |
| 45-2091 | Agricultural Equipment Operators | | \$13.40 | \$10.57 | \$12.22 | \$15.01 | \$27,880 |
| 45-2011 | Agricultural Inspectors | 133 | \$18.78 | \$14.67 | \$19.28 | \$21.61 | \$39,069 |
| 45-2099 | Agricultural Wkrs, All Other | 21 | \$16.54 | \$11.81 | \$18.35 | \$18.36 | \$34,407 |
| 49-3011 | Aircraft Mechanics & Svc Technicians | 150 | | | | | |
| 39-3091 | Amusement & Recreation Attendants | 178 | \$9.88 | \$9.04 | \$9.28 | \$9.84 | \$20,548 |
| 33-9011 | Animal Control Wkrs | | \$13.50 | \$10.35 | \$11.23 | \$16.11 | \$28,084 |
| 13-2021 | Appraisers & Assessors of Real Estate | 39 | \$24.51 | \$20.80 | \$23.37 | \$27.84 | \$50,961 |
| 51-2099 | Assemblers & Fabricators, All Other | 94 | \$14.60 | \$11.02 | \$15.76 | \$17.63 | \$30,357 |
| 27-4011 | Audio & Video Equipment Technicians | 12 | \$18.33 | \$15.65 | \$17.49 | \$20.16 | \$38,114 |
| 49-3021 | Automotive Body & Related Repairers | | \$18.25 | \$15.76 | \$17.92 | \$20.27 | \$37,967 |
| 49-3023 | Automotive Svc Technicians & Mechanics | 259 | \$18.52 | \$11.71 | \$18.62 | \$22.22 | \$38,517 |
| 51-3011 | Bakers | 117 | \$12.52 | \$10.14 | \$12.63 | \$14.20 | \$26,041 |
| 35-3011 | Bartenders | 432 | \$13.23 | \$12.16 | \$13.25 | \$14.35 | \$27,514 |
| 43-3011 | Bill & Account Collectors | 30 | \$15.05 | \$12.96 | \$14.82 | \$17.35 | \$31,302 |
| 43-3021 | Billing & Posting Clerks & Machine Operators | 216 | \$15.14 | \$13.07 | \$14.82 | \$17.07 | \$31,492 |
| 19-1029 | Biological Scientists, All Other | 41 | \$28.44 | \$21.90 | \$27.73 | \$34.63 | \$59,154 |
| 19-4021 | Biological Technicians | 112 | \$16.50 | \$13.63 | \$15.30 | \$18.88 | \$34,316 |
| 43-3031 | Bookkeeping, Accounting, & Auditing Clerks | 1,129 | \$15.95 | \$12.59 | \$15.04 | \$18.74 | \$33,178 |
| 49-3031 | Bus & Truck Mechanics & Diesel Engine Specialists | 133 | \$20.28 | \$16.50 | \$21.28 | \$23.78 | \$42,187 |
| 53-3022 | Bus Drivers, School | 725 | \$16.37 | \$15.47 | \$16.63 | \$17.81 | \$34,037 |
| 13-1199 | Business Operations Specialists, All Other | 244 | \$28.06 | \$21.66 | \$26.42 | \$33.38 | \$58,353 |
| 51-3021 | Butchers & Meat Cutters | 63 | \$17.59 | \$15.69 | \$18.48 | \$21.33 | \$36,593 |
| 51-7011 | Cabinetmakers & Bench Carpenters | 18 | \$21.87 | \$14.30 | \$24.50 | \$27.78 | \$45,491 |
| 29-2031 | Cardiovascular Technologists & Technicians | 10 | \$31.86 | \$26.64 | \$30.90 | \$36.41 | \$66,277 |
| 43-5011 | Cargo & Freight Agents | 10 | \$17.56 | \$10.94 | \$12.05 | \$20.59 | \$36,535 |
| 47-2031 | Carpenters | 475 | \$17.12 | \$12.83 | \$16.86 | \$21.31 | \$35,602 |
| 47-2041 | Carpet Installers | | \$18.33 | \$16.59 | \$18.17 | \$20.22 | \$38,123 |
| 41-2011 | Cashiers | 1,978 | \$10.57 | \$9.31 | \$9.72 | \$11.10 | \$21,980 |
| 51-9011 | Chemical Equipment Operators & Tenders | | \$17.62 | \$15.88 | \$17.47 | \$19.48 | \$36,667 |
| 19-4031 | Chemical Technicians | | \$18.12 | \$15.78 | \$18.07 | \$20.98 | \$37,706 |
| 19-2031 | Chemists | 14 | \$24.03 | \$20.07 | \$24.26 | \$28.11 | \$49,979 |
| 11-1011 | Chief Executives | 79 | \$76.17 | \$29.77 | \$72.64 | | \$158,425 |
| 39-9011 | Child Care Wkrs | | \$13.59 | \$11.50 | \$13.31 | \$15.09 | \$28,272 |
| 21-1021 | Child, Family, & School Social Wkrs | | \$18.82 | \$13.88 | \$18.50 | \$24.27 | \$39,145 |
| 17-3022 | Civil Engineering Technicians | 64 | \$24.55 | \$21.51 | \$24.87 | \$27.68 | \$51,044 |
| 17-2051 | Civil Engineers | 146 | \$36.39 | \$31.79 | \$35.60 | \$42.06 | \$75,683 |
| 53-7061 | Cleaners of Vehicles & Equipment | 169 | \$11.56 | \$9.91 | \$11.12 | \$12.83 | \$24,053 |
| 51-9192 | Cleaning/Washing/Metal Pickling Equipment Ops & Tenders | 161 | \$15.01 | \$12.79 | \$13.77 | \$14.74 | \$31,204 |
| 19-3031 | Clinical, Counseling, & School Psychologists | 31 | \$30.95 | \$26.97 | \$30.66 | \$34.49 | \$64,377 |
| 27-2022 | Coaches & Scouts | 260 | | | | | \$35,499 |
| 35-3021 | Comb Food Preparation & Serving Wkrs, Inc Fast Food | 2,186 | \$11.22 | \$9.20 | \$10.11 | \$12.91 | \$23,330 |
| 21-1798 | Community & Social Service Specialists, All Other | 50 | \$18.66 | \$13.32 | \$19.52 | \$22.78 | \$38,810 |
| 13-1141 | Compensation, Benefits, & Job Analysis Specialists | 13 | \$29.76 | \$21.41 | \$29.30 | \$34.17 | \$61,912 |
| 13-1041 | Compliance Ofcrs (Not Ag/Const/Safety/Transportn) | 90 | \$30.18 | \$24.70 | \$31.52 | \$34.58 | \$62,772 |
| 11-3021 | Computer & Information Systems Mgrs | 23 | \$46.96 | \$34.92 | \$49.51 | \$56.50 | \$97,674 |
| 15-1799 | Computer Occupations, All Other | 34 | \$28.46 | \$23.76 | \$29.85 | \$34.14 | \$59,193 |
| 15-1131 | Computer Programmers | 17 | \$28.55 | \$20.96 | \$22.91 | \$39.44 | \$59,384 |
| 15-1132 | Computer Software Engineers, Applications | 38 | \$35.91 | \$31.89 | \$36.25 | \$41.18 | \$74,693 |
| 15-1150 | Computer Support Specialists | 141 | \$25.39 | \$19.78 | \$25.40 | \$31.41 | \$52,804 |

| SOC Code | Balance of State Central, WA Occupational Title | Estimated Employment | Average Wage | Percentiles | | | Annual Wage |
|----------|--|----------------------|--------------|-------------|---------|---------|-------------|
| | | | | 25th | 50th | 75th | |
| 15-1121 | Computer Systems Analysts | 50 | \$38.00 | \$33.60 | \$38.58 | \$43.23 | \$79,046 |
| 19-1031 | Conservation Scientists | 53 | \$27.95 | \$23.16 | \$26.20 | \$33.45 | \$58,125 |
| 47-4011 | Construction & Building Inspectors | 58 | \$30.17 | \$24.76 | \$28.06 | \$33.02 | \$62,761 |
| 47-2061 | Construction Laborers | 342 | \$18.66 | \$12.36 | \$16.69 | \$23.13 | \$38,810 |
| 11-9021 | Construction Mgrs | 38 | \$39.83 | \$31.78 | \$36.44 | \$45.50 | \$82,836 |
| 47-1011 | Construction Trades/Extraction Wkrs, 1st-Ln Spvs/Mgrs | 322 | \$30.14 | \$24.08 | \$28.66 | \$34.46 | \$62,678 |
| 49-9012 | Control & Valve Installers & Repairers (Not Mech Door) | 51 | \$20.61 | \$14.58 | \$17.83 | \$22.54 | \$42,859 |
| 53-7011 | Conveyor Operators & Tenders | 61 | \$13.50 | \$11.59 | \$13.36 | \$15.13 | \$28,086 |
| 35-2011 | Cooks, Fast Food | | \$9.72 | \$9.01 | \$9.23 | \$9.51 | \$20,213 |
| 35-2012 | Cooks, Institution & Cafeteria | 272 | \$13.71 | \$11.62 | \$13.64 | \$15.86 | \$28,514 |
| 35-2014 | Cooks, Restaurant | 570 | \$11.56 | \$10.08 | \$11.32 | \$12.99 | \$24,037 |
| 35-2015 | Cooks, Short Order | | \$10.82 | \$10.04 | \$10.74 | \$11.44 | \$22,512 |
| 51-9193 | Cooling & Freezing Equipment Operators & Tenders | 29 | \$18.24 | \$13.55 | \$16.97 | \$24.13 | \$37,941 |
| 33-3012 | Correctional Officers & Jailers | 216 | \$21.69 | \$18.06 | \$21.85 | \$25.87 | \$45,107 |
| 33-1011 | Correctional Officers, 1st-Line spvrs/Mgrs of | 26 | \$29.46 | \$24.55 | \$28.30 | \$34.44 | \$61,275 |
| 13-1051 | Cost Estimators | 36 | \$31.08 | \$24.70 | \$33.12 | \$38.58 | \$64,645 |
| 41-2021 | Counter & Rental Clerks | 329 | \$13.17 | \$9.52 | \$12.63 | \$15.66 | \$27,394 |
| 35-3022 | Counter Attendants, Cafeteria, Concession, Coffee Shop | 74 | \$11.31 | \$9.20 | \$10.32 | \$11.80 | \$23,529 |
| 43-5021 | Couriers & Messengers | 30 | \$12.68 | \$11.03 | \$12.42 | \$14.09 | \$26,384 |
| 43-4031 | Court, Municipal, & License Clerks | 269 | \$18.31 | \$15.80 | \$18.01 | \$21.08 | \$38,091 |
| 51-9021 | Crush/Grind/Polishing Machine Setters/Ops/Tenders | | \$13.12 | \$10.73 | \$12.18 | \$15.80 | \$27,291 |
| 43-4051 | Customer Svc Reps | 280 | \$14.80 | \$10.91 | \$13.28 | \$17.15 | \$30,783 |
| 51-9031 | Cutters & Trimmers, Hand | 67 | \$11.97 | \$10.62 | \$11.68 | \$13.50 | \$24,899 |
| 51-9032 | Cutting & Slicing Machine Setters, Ops, & Tenders | 79 | \$15.78 | \$13.38 | \$15.24 | \$17.35 | \$32,814 |
| 43-9021 | Data Entry Keyers | 30 | \$11.51 | \$9.41 | \$10.33 | \$11.63 | \$23,946 |
| 31-9091 | Dental Assistants | 180 | \$16.49 | \$13.18 | \$16.22 | \$20.04 | \$34,308 |
| 29-2021 | Dental Hygienists | 106 | \$46.16 | \$41.43 | \$45.75 | \$52.12 | \$96,025 |
| 29-1021 | Dentists, General | 38 | \$96.34 | \$58.73 | | | \$200,379 |
| 33-3021 | Detectives & Criminal Investigators | 75 | \$36.46 | \$29.77 | \$37.87 | \$41.79 | \$75,844 |
| 29-2032 | Diagnostic Medical Sonographers | 29 | \$36.19 | \$31.71 | \$36.27 | \$41.85 | \$75,276 |
| 29-1031 | Dietitians & Nutritionists | 17 | \$28.33 | \$24.01 | \$26.97 | \$30.62 | \$58,929 |
| 35-9011 | Dining Room & Cafeteria Attendants & Bartender Helpers | | \$9.13 | \$8.95 | \$9.13 | \$9.31 | \$19,007 |
| 35-9021 | Dishwashers | 312 | \$9.96 | \$9.01 | \$9.24 | \$9.67 | \$20,723 |
| 43-5032 | Dispatchers, Not Police, Fire, & Ambulance | 54 | \$21.15 | \$16.85 | \$21.14 | \$24.54 | \$43,997 |
| 53-3031 | Driver/Sales Wkrs | 182 | \$14.27 | \$12.68 | \$13.74 | \$14.80 | \$29,676 |
| 47-2081 | Drywall & Ceiling Tile Installers | | \$19.61 | \$16.74 | \$19.56 | \$22.20 | \$40,777 |
| 11-9031 | Educ Administrators, Preschool/Child Care Center/Pgms | | \$24.20 | \$17.11 | \$20.52 | \$27.03 | \$50,348 |
| 11-9032 | Education Administrators, Elem & Secondary School | 181 | | | | | \$96,066 |
| 25-9099 | Education, Training, & Library Wkrs, All Other | 48 | \$20.55 | \$15.64 | \$19.59 | \$24.65 | \$42,749 |
| 21-1012 | Educational, Vocational, & School Counselors | 254 | \$24.42 | \$19.50 | \$23.53 | \$29.27 | \$50,796 |
| 17-3023 | Electrical & Electronic Engineering Technicians | 41 | \$31.15 | \$24.86 | \$32.44 | \$35.95 | \$64,800 |
| 49-9051 | Electrical Power-Line Installers & Repairers | 119 | \$37.74 | \$36.30 | \$37.81 | \$40.34 | \$78,513 |
| 49-2094 | Electrical/Electronics Repairers, Industrial Equipmt | 24 | \$30.82 | \$26.23 | \$28.65 | \$33.92 | \$64,108 |
| 47-2111 | Electricians | 336 | \$27.16 | \$20.99 | \$28.91 | \$33.77 | \$56,481 |
| 17-2072 | Electronics Engineers, Not Computer | 37 | \$40.53 | \$28.57 | \$43.30 | \$52.48 | \$84,305 |
| 49-2093 | Electronics Install/Repair, Transprt Equipmt | 22 | \$41.16 | \$43.35 | \$43.35 | \$43.36 | \$85,623 |
| 25-2021 | Elementary School Teachers, Not Special Education | 860 | | | | | \$55,921 |
| 43-4061 | Eligibility Interviewers, Government Programs | 96 | \$21.63 | \$19.97 | \$23.16 | \$23.17 | \$44,979 |
| 29-2041 | Emergency Medical Technicians & Paramedics | 372 | \$19.62 | \$13.37 | \$17.70 | \$26.12 | \$40,824 |
| 11-9041 | Engineering Mgrs | 35 | \$53.31 | \$43.28 | \$51.65 | \$62.83 | \$110,892 |
| 17-3029 | Engineering Technicians, Not Drafters, All Other | 22 | \$24.73 | \$19.53 | \$22.22 | \$32.62 | \$51,442 |
| 17-2199 | Engineers, All Other | 18 | \$40.20 | \$29.56 | \$42.15 | \$52.28 | \$83,613 |
| 17-2081 | Environmental Engineers | | \$35.32 | \$29.44 | \$34.47 | \$41.27 | \$73,474 |
| 19-2041 | Environmental Scientists & Specialists (Inc Health) | 47 | \$31.03 | \$25.36 | \$27.43 | \$31.69 | \$64,541 |
| 43-6011 | Executive Secretaries & Administrative Assistants | 162 | \$22.47 | \$19.76 | \$22.12 | \$26.00 | \$46,730 |
| 51-9041 | Extrude/Form/Press/Compact Machine Setters/Ops/Tenders | 80 | \$12.88 | \$9.83 | \$11.49 | \$15.51 | \$26,804 |
| 29-1062 | Family & General Practitioners | 123 | \$76.82 | \$54.34 | \$73.39 | \$89.65 | \$159,780 |
| 49-3041 | Farm Equipment Mechanics | 173 | \$16.36 | \$11.51 | \$16.42 | \$19.00 | \$34,026 |
| 45-1011 | Farming, Fishing, & Forestry Wkrs, 1st-Ln Sprvs/Mgrs | 132 | \$20.45 | \$14.49 | \$20.32 | \$24.58 | \$42,528 |
| 45-2092 | FarmWkrs & Laborers, Crop, Nursery, & Greenhouse | 1,177 | \$15.30 | \$9.17 | \$11.06 | \$22.84 | \$31,825 |
| 45-2093 | FarmWkrs, Farm & Ranch Animals | | \$9.47 | \$8.95 | \$9.16 | \$9.87 | \$19,698 |
| 43-4071 | File Clerks | 52 | \$13.15 | \$10.22 | \$12.57 | \$15.23 | \$27,354 |

| SOC Code | Balance of State Central, WA Occupational Title | Estimated Employment | Average Wage | Percentiles | | | Annual Wage |
|----------|--|----------------------|--------------|-------------|---------|---------|-------------|
| | | | | 25th | 50th | 75th | |
| 13-2051 | Financial Analysts | 13 | \$35.14 | \$28.63 | \$35.98 | \$42.47 | \$73,110 |
| 11-3031 | Financial Mgrs | 133 | \$41.97 | \$29.58 | \$39.89 | \$52.87 | \$87,294 |
| 13-2099 | Financial Specialists, All Other | 23 | \$25.11 | \$21.62 | \$24.29 | \$28.32 | \$52,232 |
| 33-1021 | Fire Fighting & Prevention Wkrs, 1st-Ln spvrs/Mgrs of | 13 | \$34.61 | \$14.32 | \$40.03 | \$44.96 | \$71,979 |
| 39-9031 | Fitness Trainers & Aerobics Instructors | 93 | \$18.51 | \$9.31 | \$20.09 | \$25.28 | \$38,500 |
| 27-1023 | Floral Designers | 42 | \$12.44 | \$10.12 | \$12.59 | \$14.23 | \$25,885 |
| 51-3092 | Food Batchmakers | 23 | \$13.45 | \$11.23 | \$13.39 | \$15.69 | \$27,987 |
| 51-3093 | Food Cooking Machine Operators & Tenders | 121 | \$15.24 | \$12.87 | \$15.92 | \$17.57 | \$31,700 |
| 35-1012 | Food Preparation & Serving Wkrs, 1st-Ln Spvrs/Mgrs of | 289 | \$16.17 | \$12.70 | \$15.14 | \$19.68 | \$33,635 |
| 35-2021 | Food Preparation Wkrs | 379 | \$10.67 | \$9.05 | \$9.32 | \$11.26 | \$22,193 |
| 19-1012 | Food Scientists & Technologists | 21 | \$17.42 | \$15.47 | \$16.71 | \$17.95 | \$36,239 |
| 35-3041 | Food Servers, Nonrestaurant | | \$10.92 | \$9.59 | \$10.56 | \$11.51 | \$22,717 |
| 11-9051 | Food Svc Mgrs | | \$40.86 | \$38.07 | \$42.31 | \$46.57 | \$84,979 |
| 51-3091 | Food/Tobacco Roasting/Baking/Drying Mach Ops/Tenders | 19 | \$13.48 | \$10.60 | \$11.69 | \$16.88 | \$28,035 |
| 51-9051 | Furnace, Kiln, Oven, Drier, & Kettle Ops & Tenders | | \$17.40 | \$15.46 | \$16.99 | \$18.51 | \$36,200 |
| 11-1021 | General & Operations Mgrs | 428 | \$48.90 | \$34.99 | \$43.31 | \$54.24 | \$101,704 |
| 45-2041 | Graders & Sorters, Agricultural Products | 498 | \$10.23 | \$9.37 | \$10.13 | \$10.99 | \$21,278 |
| 27-1024 | Graphic Designers | 38 | \$16.42 | \$11.32 | \$15.45 | \$19.04 | \$34,158 |
| 39-5012 | Hairdressers, Hairstylists, & Cosmetologists | | \$18.63 | \$13.80 | \$16.26 | \$18.34 | \$38,758 |
| 53-1021 | Hand Labor/Material Movers/Helpers, 1st-Ln Spvrs/Mgrs | 62 | \$17.73 | \$12.73 | \$14.62 | \$20.10 | \$36,865 |
| 21-1091 | Health Educators | 13 | \$23.64 | \$17.65 | \$21.80 | \$28.71 | \$49,170 |
| 29-2799 | Health Technologists & Technicians, All Other | 40 | \$25.38 | \$18.23 | \$23.18 | \$32.10 | \$52,785 |
| 29-9799 | Healthcare Practitioners & Technical Workers, All Other | 14 | \$26.16 | \$20.73 | \$23.47 | \$28.79 | \$54,414 |
| 31-9799 | Healthcare Support Workers, All Other | 115 | \$16.22 | \$13.21 | \$15.79 | \$19.07 | \$33,739 |
| 49-9021 | Heating, Air Cond, Refrigeration Mechanics & Installers | 65 | \$20.70 | \$14.05 | \$20.67 | \$26.45 | \$43,056 |
| 47-3013 | Helpers--Electricians | | \$21.73 | \$16.12 | \$24.93 | \$27.15 | \$45,193 |
| 49-9098 | Helpers--Installation, Maintenance, & Repair Wkrs | 35 | \$14.13 | \$10.09 | \$11.54 | \$17.16 | \$29,384 |
| 51-9198 | Helpers--Production Wkrs | 210 | \$10.35 | \$9.28 | \$10.05 | \$11.04 | \$21,524 |
| 47-4051 | Highway Maintenance Wkrs | 221 | \$20.83 | \$18.81 | \$20.26 | \$23.08 | \$43,345 |
| 31-1011 | Home Health Aides | 183 | \$10.49 | \$9.68 | \$10.44 | \$11.20 | \$21,818 |
| 35-9031 | Hosts & Hostesses, Restaurant, Lounge, & Coffee Shop | | \$9.30 | \$9.03 | \$9.23 | \$9.43 | \$19,327 |
| 43-4081 | Hotel, Motel, & Resort Desk Clerks | 275 | \$11.78 | \$10.17 | \$11.55 | \$13.33 | \$24,507 |
| 37-1011 | Housekeeping/Janitorial Wkrs, 1st-Line Spvs/Mgrs | 41 | \$21.46 | \$14.86 | \$23.70 | \$26.76 | \$44,638 |
| 13-1078 | HR, Labor Relations, & Training Spec, All Other | 72 | \$25.52 | \$19.94 | \$24.92 | \$31.16 | \$53,066 |
| 43-4161 | Human Resources Assistants, Not Payroll & Timekeeping | 48 | \$17.45 | \$15.33 | \$17.44 | \$20.18 | \$36,303 |
| 11-3121 | Human Resources Managers | 29 | \$43.43 | \$39.22 | \$43.95 | \$50.07 | \$90,331 |
| 17-2112 | Industrial Engineers | 77 | \$38.43 | \$33.14 | \$38.87 | \$43.94 | \$79,942 |
| 49-9041 | Industrial Machinery Mechanics | 370 | \$28.95 | \$20.68 | \$27.97 | \$37.80 | \$60,213 |
| 11-3051 | Industrial Production Mgrs | 46 | \$42.41 | \$34.62 | \$40.93 | \$47.48 | \$88,196 |
| 53-7051 | Industrial Truck & Tractor Operators | 623 | \$14.62 | \$12.25 | \$14.02 | \$16.47 | \$30,422 |
| 15-1179 | Info Security Analyst, Web Dvlpr, & Cptr Netwk Architect | 39 | \$22.64 | \$15.65 | \$17.83 | \$29.92 | \$47,099 |
| 43-4199 | Information & Record Clerks, All Other | 77 | \$16.88 | \$14.10 | \$16.82 | \$18.91 | \$35,116 |
| 51-9061 | Inspectors, Testers, Sorters, Samplers, & Weighers | | \$11.60 | \$9.03 | \$9.25 | \$12.71 | \$24,141 |
| 49-9799 | Installation, Maintenance, & Repair Workers, All Other | 61 | \$18.62 | \$10.56 | \$19.22 | \$22.58 | \$38,720 |
| 25-9031 | Instructional Coordinators | 42 | \$30.34 | \$23.94 | \$29.67 | \$35.01 | \$63,100 |
| 41-3021 | Insurance Sales Agents | 174 | \$21.39 | \$13.57 | \$18.53 | \$27.70 | \$44,475 |
| 29-1063 | Internists, General | | \$119.67 | | | | \$248,911 |
| 27-3091 | Interpreters & Translators | 49 | \$26.92 | \$16.31 | \$21.32 | \$37.99 | \$55,987 |
| 43-4111 | Interviewers, Not Eligibility & Loan | 44 | \$15.55 | \$13.19 | \$14.65 | \$17.71 | \$32,345 |
| 37-2011 | Janitors & Cleaners, Not Maids & Housekeeping Cleaners | 1,038 | \$13.58 | \$10.70 | \$13.62 | \$16.36 | \$28,257 |
| 23-1023 | Judges, Magistrate Judges, & Magistrates | 35 | \$54.39 | \$36.58 | \$59.79 | \$71.25 | \$113,139 |
| 25-2012 | Kindergarten Teachers, Not Special Education | 123 | | | | | \$54,556 |
| 53-7062 | Laborers & Freight, Stock, & Material Movers, Hand | 1,042 | \$12.97 | \$10.07 | \$12.22 | \$14.16 | \$26,971 |
| 37-1012 | Landscape, Lawn, Groundskeep Wkrs, 1st-Line Supvrs/Mgrs | 24 | \$26.28 | \$24.50 | \$26.61 | \$28.70 | \$54,660 |
| 37-3011 | Landscaping & Groundskeeping Wkrs | 338 | \$13.57 | \$10.36 | \$12.81 | \$16.56 | \$28,229 |
| 51-6011 | Laundry & Dry-Cleaning Wkrs | 17 | \$13.81 | \$11.53 | \$13.79 | \$16.44 | \$28,715 |
| 23-1011 | Lawyers | 78 | \$39.42 | \$31.06 | \$36.43 | \$46.01 | \$81,996 |
| 43-6012 | Legal Secretaries | 74 | \$15.13 | \$11.65 | \$15.10 | \$17.66 | \$31,468 |
| 25-4021 | Librarians | 53 | \$31.42 | \$24.62 | \$31.25 | \$37.34 | \$65,365 |
| 43-4121 | Library Assistants, Clerical | 67 | \$14.28 | \$12.83 | \$14.02 | \$15.93 | \$29,691 |
| 25-4031 | Library Technicians | 48 | \$18.74 | \$16.44 | \$19.18 | \$21.54 | \$38,973 |
| 29-2061 | Licensed Practical & Licensed Vocational Nurses | 218 | \$19.78 | \$17.55 | \$20.10 | \$22.16 | \$41,151 |

| SOC Code | Balance of State Central, WA Occupational Title | Estimated Employment | Average Wage | Percentiles | | | Annual Wage |
|----------|--|----------------------|--------------|-------------|---------|---------|-------------|
| | | | | 25th | 50th | 75th | |
| 19-4099 | Life, Physical, & Social Science Technicians, A/O | 48 | \$19.75 | \$13.94 | \$17.00 | \$21.41 | \$41,086 |
| 33-9092 | Lifeguards, Ski Patrol, Recreational Protective Svc Wkrs | | \$9.54 | \$8.98 | \$9.20 | \$9.44 | \$19,848 |
| 43-4131 | Loan Interviewers & Clerks | 50 | \$14.54 | \$10.47 | \$13.34 | \$17.62 | \$30,237 |
| 13-2072 | Loan Officers | 89 | \$37.37 | \$31.56 | \$36.39 | \$44.64 | \$77,732 |
| 11-9081 | Lodging Mgrs | | \$29.07 | \$25.84 | \$30.96 | \$34.40 | \$60,464 |
| 45-4022 | Logging Equipment Operators | | \$19.69 | \$14.75 | \$20.63 | \$22.58 | \$40,952 |
| 53-7063 | Machine Feeders & Offbearers | 143 | \$12.00 | \$10.57 | \$11.55 | \$13.48 | \$24,955 |
| 51-4041 | Machinists | 67 | \$18.32 | \$14.52 | \$18.21 | \$21.95 | \$38,105 |
| 37-2012 | Maids & Housekeeping Cleaners | 492 | \$10.80 | \$9.29 | \$10.42 | \$11.80 | \$22,477 |
| 49-9071 | Maintenance & Repair Workers, General | 1,014 | \$17.82 | \$13.51 | \$17.64 | \$21.65 | \$37,056 |
| 49-9043 | Maintenance Wkrs, Machinery | 73 | \$20.25 | \$17.65 | \$20.56 | \$22.69 | \$42,127 |
| 13-1111 | Management Analysts | 26 | \$36.66 | \$24.05 | \$38.84 | \$48.19 | \$76,249 |
| 39-5092 | Manicurists & Pedicurists | | \$10.16 | \$9.23 | \$9.59 | \$10.88 | \$21,123 |
| 13-1161 | Market Research Analysts | 38 | \$30.78 | \$22.85 | \$31.13 | \$37.41 | \$64,023 |
| 31-9011 | Massage Therapists | 34 | \$24.26 | \$9.26 | \$27.73 | \$35.89 | \$50,460 |
| 51-3022 | Meat, Poultry, & Fish Cutters & Trimmers | | \$11.22 | \$9.16 | \$9.47 | \$12.14 | \$23,336 |
| 17-2141 | Mechanical Engineers | 22 | \$37.31 | \$33.51 | \$38.98 | \$42.35 | \$77,611 |
| 49-1011 | Mechanics, Installers, Repairers, 1st-Ln Sprvs/Mgrs | 255 | \$30.18 | \$23.49 | \$29.58 | \$36.16 | \$62,764 |
| 29-2012 | Medical & Clinical Laboratory Technicians | 44 | \$21.03 | \$19.08 | \$21.55 | \$24.56 | \$43,743 |
| 29-2011 | Medical & Clinical Laboratory Technologists | 64 | \$29.47 | \$25.55 | \$29.63 | \$33.87 | \$61,294 |
| 11-9111 | Medical & Health Svcs Mgrs | 112 | \$43.28 | \$32.39 | \$41.33 | \$50.80 | \$90,007 |
| 21-1022 | Medical & Public Health Social Wkrs | 79 | \$24.82 | \$23.95 | \$26.01 | \$27.73 | \$51,625 |
| 31-9092 | Medical Assistants | 367 | \$14.19 | \$11.97 | \$13.90 | \$16.35 | \$29,508 |
| 31-9093 | Medical Equipment Preparers | 16 | \$14.00 | \$12.10 | \$13.47 | \$14.86 | \$29,116 |
| 29-2071 | Medical Records & Health Information Technicians | 114 | \$17.90 | \$13.79 | \$17.28 | \$21.58 | \$37,226 |
| 43-6013 | Medical Secretaries | 224 | \$15.92 | \$13.61 | \$15.83 | \$17.69 | \$33,118 |
| 31-9094 | Medical Transcriptionists | 48 | \$14.89 | \$12.37 | \$14.33 | \$17.40 | \$30,972 |
| 13-1121 | Meeting & Convention Planners | 28 | \$27.61 | \$15.55 | \$25.08 | \$40.99 | \$57,425 |
| 21-1014 | Mental Health Counselors | 51 | \$24.81 | \$21.83 | \$25.15 | \$27.78 | \$51,603 |
| 27-1026 | Merchandise Displayers & Window Trimmers | 45 | \$13.84 | \$11.12 | \$14.42 | \$16.41 | \$28,784 |
| 43-5041 | Meter Readers, Utilities | 35 | \$19.20 | \$11.98 | \$20.90 | \$22.84 | \$39,945 |
| 11-9199 | Mgrs, All Other | 92 | \$39.32 | \$32.68 | \$40.42 | \$48.58 | \$81,792 |
| 25-2022 | Middle School Teachers (Not Special Ed & Vocational) | 511 | | | | | \$55,726 |
| 51-9023 | Mixing & Blending Machine Setters, Ops, & Tenders | | \$15.23 | \$11.49 | \$13.85 | \$18.83 | \$31,668 |
| 49-3042 | Mobile Heavy Equipment Mechanics, Not Engines | 106 | \$21.13 | \$16.58 | \$20.16 | \$25.07 | \$43,957 |
| 11-9121 | Natural Sciences Mgrs | 23 | \$45.94 | \$38.77 | \$43.40 | \$49.56 | \$95,553 |
| 15-1142 | Network & Computer Systems Administrators | 92 | \$31.15 | \$26.90 | \$31.70 | \$35.15 | \$64,792 |
| 43-4141 | New Accounts Clerks | 52 | \$17.19 | \$13.87 | \$16.35 | \$20.25 | \$35,752 |
| 39-2021 | Nonfarm Animal Caretakers | 43 | \$11.28 | \$9.70 | \$10.61 | \$11.52 | \$23,448 |
| 41-1012 | Non-Retail Sales Wkrs, 1st-Line spvrs/Mgrs of | 88 | \$25.28 | \$19.82 | \$24.57 | \$31.02 | \$52,570 |
| 31-1012 | Nursing Aides, Orderlies, & Attendants | 503 | \$12.61 | \$10.70 | \$11.87 | \$13.99 | \$26,223 |
| 29-9011 | Occupational Health & Safety Specialists | 28 | \$35.44 | \$28.84 | \$36.86 | \$42.35 | \$73,716 |
| 29-1122 | Occupational Therapists | 11 | \$30.32 | \$25.11 | \$30.72 | \$35.67 | \$63,065 |
| 43-1011 | Office & Admin Support Wkrs, 1st-Line spvrs/Mgrs of | 554 | \$24.66 | \$18.28 | \$23.42 | \$30.64 | \$51,295 |
| 43-9799 | Office & Administrative Support Workers, All Other | 150 | \$15.93 | \$13.01 | \$15.38 | \$18.23 | \$33,129 |
| 43-9061 | Office Clerks, General | 951 | \$14.01 | \$10.74 | \$13.25 | \$16.10 | \$29,154 |
| 47-2073 | Operating Engineers/Construction Equipment Ops | 432 | \$23.49 | \$17.94 | \$21.69 | \$29.87 | \$48,871 |
| 15-2031 | Operations Research Analysts | 17 | \$29.76 | \$18.15 | \$24.57 | \$29.92 | \$61,897 |
| 43-4151 | Order Clerks | 76 | \$17.31 | \$12.68 | \$17.27 | \$21.09 | \$36,007 |
| 51-9111 | Packaging & Filling Machine Operators & Tenders | 293 | \$14.21 | \$10.84 | \$15.34 | \$17.20 | \$29,571 |
| 53-7064 | Packers & Packagers, Hand | 858 | \$10.13 | \$9.15 | \$9.43 | \$10.65 | \$21,081 |
| 47-2141 | Painters, Construction & Maintenance | 73 | \$19.21 | \$17.69 | \$20.19 | \$21.88 | \$39,958 |
| 23-2011 | Paralegals & Legal Assistants | 125 | \$21.15 | \$16.97 | \$19.43 | \$25.77 | \$44,004 |
| 41-2022 | Parts Salespersons | 178 | \$13.90 | \$11.00 | \$13.12 | \$15.44 | \$28,922 |
| 43-3051 | Payroll & Timekeeping Clerks | 102 | \$21.31 | \$19.21 | \$21.53 | \$24.05 | \$44,338 |
| 39-9021 | Personal & Home Care Aides | 287 | \$10.97 | \$9.35 | \$10.29 | \$12.51 | \$22,831 |
| 39-1021 | Personal Svc Wkrs, 1st-Line Supervisors/Mgrs of | 50 | \$18.76 | \$14.28 | \$16.68 | \$24.06 | \$39,007 |
| 37-3012 | Pesticide Handlers, Sprayers, & Applicators, Vegetation | | \$11.55 | \$9.00 | \$9.25 | \$14.40 | \$24,026 |
| 29-1051 | Pharmacists | 83 | \$54.00 | \$49.69 | \$55.31 | \$62.85 | \$112,322 |
| 31-9095 | Pharmacy Aides | | \$13.56 | \$11.59 | \$12.99 | \$14.36 | \$28,207 |
| 29-2052 | Pharmacy Technicians | 123 | \$17.10 | \$14.78 | \$16.90 | \$18.92 | \$35,563 |
| 51-9151 | Photographic Process Wkrs & Processing Machine Ops | 26 | \$11.23 | \$9.97 | \$11.03 | \$12.35 | \$23,352 |

| SOC Code | Balance of State Central, WA Occupational Title | Estimated Employment | Average Wage | Percentiles | | | Annual Wage |
|----------|--|----------------------|--------------|-------------|---------|---------|-------------|
| | | | | 25th | 50th | 75th | |
| 29-1069 | Phys/Surgeons, A/O (Cardiologists, Dermatologists, etc) | 67 | \$105.61 | \$79.22 | | | \$219,663 |
| 31-2022 | Physical Therapist Aides | 47 | \$12.83 | \$11.12 | \$12.72 | \$14.35 | \$26,683 |
| 31-2021 | Physical Therapist Assistants | | \$23.23 | \$17.75 | \$23.27 | \$29.31 | \$48,325 |
| 29-1123 | Physical Therapists | 68 | \$36.76 | \$32.08 | \$35.74 | \$41.98 | \$76,470 |
| 29-1071 | Physician Assistants | 69 | \$47.57 | \$41.09 | \$48.35 | \$54.98 | \$98,945 |
| 47-2151 | Pipelayers | 25 | \$25.17 | \$20.39 | \$24.02 | \$28.73 | \$52,360 |
| 47-2152 | Plumbers, Pipefitters, & Steamfitters | 154 | \$25.68 | \$20.10 | \$23.25 | \$28.48 | \$53,399 |
| 33-1012 | Police & Detectives, 1st-Line Supervisors/Mgrs of | 94 | \$34.93 | \$31.04 | \$35.00 | \$38.85 | \$72,657 |
| 33-3051 | Police & Sheriff's Patrol Officers | 441 | \$25.92 | \$22.10 | \$26.29 | \$30.92 | \$53,907 |
| 43-5031 | Police, Fire, & Ambulance Dispatchers | | \$19.77 | \$17.67 | \$20.00 | \$22.05 | \$41,125 |
| 43-5051 | Postal Svc Clerks | 60 | \$25.34 | \$24.39 | \$25.88 | \$25.89 | \$52,711 |
| 43-5052 | Postal Svc Mail Carriers | 121 | \$23.85 | \$19.73 | \$24.61 | \$27.06 | \$49,610 |
| 43-5053 | Postal Svc Mail Sorters/Processors/Processing Mach Ops | 34 | \$12.33 | \$10.15 | \$11.16 | \$12.68 | \$25,642 |
| 11-9131 | Postmasters & Mail Superintendents | 50 | \$28.15 | \$25.18 | \$27.63 | \$32.67 | \$58,540 |
| 51-8013 | Power Plant Operators | 56 | \$36.04 | \$32.28 | \$35.59 | \$40.86 | \$74,970 |
| 25-2011 | Preschool Teachers, Not Special Education | 218 | \$13.20 | \$10.89 | \$12.12 | \$14.86 | \$27,448 |
| 51-5112 | Printing Press Operators | 13 | \$16.20 | \$12.02 | \$15.50 | \$19.68 | \$33,696 |
| 21-1092 | Probation Officers & Correctional Treatment Specialists | 103 | \$26.76 | \$23.64 | \$26.61 | \$30.86 | \$55,665 |
| 43-3061 | Procurement Clerks | 32 | \$18.73 | \$16.28 | \$18.72 | \$21.43 | \$38,944 |
| 27-2012 | Producers & Directors | 12 | \$31.38 | \$19.64 | \$27.75 | \$35.60 | \$65,283 |
| 51-1011 | Production & Operating Wkrs, 1st-Line spvrs/Mgrs of | 263 | \$23.01 | \$17.01 | \$21.78 | \$27.60 | \$47,854 |
| 51-9399 | Production Workers, All Other | 79 | \$15.88 | \$13.32 | \$15.17 | \$17.82 | \$33,018 |
| 43-5061 | Production, Planning, & Expediting Clerks | 100 | \$19.41 | \$14.18 | \$17.58 | \$21.88 | \$40,365 |
| 11-9141 | Property, Real Estate, & Community Association Mgrs | 42 | \$22.99 | \$19.65 | \$21.89 | \$25.38 | \$47,822 |
| 33-9099 | Protective Svc Wkrs, All Other | | \$22.81 | \$14.13 | \$24.72 | \$29.39 | \$47,435 |
| 11-2031 | Public Relations Mgrs | 18 | \$43.88 | \$37.79 | \$46.05 | \$53.09 | \$91,285 |
| 27-3031 | Public Relations Specialists | 43 | \$31.82 | \$26.12 | \$32.11 | \$37.40 | \$66,181 |
| 13-1021 | Purchasing Agents & Buyers, Farm Products | 26 | \$33.15 | \$25.38 | \$28.74 | \$41.73 | \$68,951 |
| 13-1023 | Purchasing Agents (Not Wholesale/Retail/Farm Prodcnts) | 86 | \$27.20 | \$22.64 | \$27.43 | \$31.84 | \$56,563 |
| 11-3061 | Purchasing Mgrs | 11 | \$46.63 | \$31.84 | \$38.55 | \$45.50 | \$97,005 |
| 29-2037 | Radiologic Technologists & Technicians | 105 | \$28.47 | \$24.25 | \$28.78 | \$33.15 | \$59,199 |
| 41-9022 | Real Estate Sales Agents | 99 | \$16.86 | \$9.60 | \$13.43 | \$24.47 | \$35,066 |
| 43-4171 | Receptionists & Information Clerks | 425 | \$12.65 | \$10.93 | \$12.69 | \$14.12 | \$26,318 |
| 39-9032 | Recreation Wkrs | | \$19.64 | \$12.78 | \$17.60 | \$26.72 | \$40,861 |
| 53-7081 | Refuse & Recyclable Material Collectors | 37 | \$18.81 | \$16.34 | \$18.39 | \$21.31 | \$39,133 |
| 29-1111 | Registered Nurses | 923 | \$33.50 | \$27.27 | \$32.14 | \$37.99 | \$69,677 |
| 21-1015 | Rehabilitation Counselors | 141 | \$24.59 | \$21.66 | \$26.14 | \$26.80 | \$51,142 |
| 27-3022 | Reporters & Correspondents | 38 | \$13.10 | \$11.29 | \$12.92 | \$14.46 | \$27,251 |
| 29-1126 | Respiratory Therapists | 24 | \$25.92 | \$23.32 | \$26.00 | \$28.62 | \$53,922 |
| 41-1011 | Retail Sales Wkrs, 1st-Line Supervisors/Mgrs of | 507 | \$18.55 | \$13.16 | \$15.27 | \$20.92 | \$38,592 |
| 41-2031 | Retail Salespersons | 1,416 | \$12.94 | \$9.69 | \$11.19 | \$13.66 | \$26,907 |
| 41-9799 | Sales & Related Workers, All Other | 58 | \$19.93 | \$10.70 | \$14.92 | \$31.24 | \$41,457 |
| 11-2022 | Sales Mgrs | 29 | \$48.43 | \$33.85 | \$49.15 | \$61.75 | \$100,747 |
| 41-3099 | Sales Reps, Svcs, All Other | 35 | \$24.51 | \$14.37 | \$20.45 | \$26.24 | \$50,990 |
| 41-4012 | Sales Reps, Wholesale/Manuf (Not Tech/Sci Prdcts) | 534 | \$29.63 | \$24.07 | \$31.09 | \$35.29 | \$61,631 |
| 25-2031 | Secondary School Teachers (Not Special/Voc Ed) | 564 | | | | | \$57,928 |
| 43-6014 | Secretaries, Not Legal, Medical, & Executive | 1,029 | \$15.96 | \$12.84 | \$16.22 | \$18.53 | \$33,188 |
| 41-3031 | Securities, Commodities, & Financial Svcs Sales Agents | | \$20.44 | \$13.08 | \$14.46 | \$28.60 | \$42,527 |
| 33-9032 | Security Guards | 164 | \$15.43 | \$11.56 | \$15.62 | \$18.85 | \$32,093 |
| 25-3021 | Self-Enrichment Education Teachers | 51 | \$19.48 | \$14.31 | \$18.07 | \$25.41 | \$40,528 |
| 51-9012 | Separating & Filtering Machine Setters/Ops/Tndrs | | \$20.07 | \$16.43 | \$18.40 | \$22.98 | \$41,758 |
| 43-5071 | Shipping, Receiving, & Traffic Clerks | 280 | \$13.79 | \$10.46 | \$11.90 | \$15.11 | \$28,678 |
| 11-9151 | Social & Community Svc Mgrs | 54 | \$33.11 | \$21.29 | \$30.09 | \$36.46 | \$68,878 |
| 21-1093 | Social & Human Svc Assistants | 278 | \$13.46 | \$12.12 | \$13.54 | \$14.95 | \$27,997 |
| 19-1013 | Soil & Plant Scientists | 25 | \$36.59 | \$29.62 | \$33.54 | \$50.62 | \$76,113 |
| 25-2041 | Special Ed Teachers, Preschool, Kindergarten, Elementary | 88 | | | | | \$55,533 |
| 25-2053 | Special Education Teachers, Middle School | 42 | | | | | \$52,838 |
| 25-2054 | Special Education Teachers, Secondary School | 60 | | | | | \$57,030 |
| 29-1127 | Speech-Language Pathologists | 24 | \$31.10 | \$27.53 | \$31.52 | \$35.16 | \$64,685 |
| 43-5081 | Stock Clerks & Order Fillers | 672 | \$11.77 | \$9.47 | \$10.85 | \$13.11 | \$24,476 |
| 21-1011 | Substance Abuse & Behavioral Disorder Counselors | 39 | \$16.30 | \$10.90 | \$14.34 | \$21.33 | \$33,910 |
| 29-2055 | Surgical Technologists | 40 | \$21.77 | \$18.12 | \$21.56 | \$25.60 | \$45,274 |

| SOC Code | Balance of State Central, WA Occupational Title | Estimated Employment | Average Wage | Percentiles | | | Annual Wage |
|----------|--|----------------------|--------------|-------------|---------|---------|-------------|
| | | | | 25th | 50th | 75th | |
| 17-3031 | Surveying & Mapping Technicians | 32 | \$21.76 | \$17.89 | \$22.85 | \$26.04 | \$45,265 |
| 17-1022 | Surveyors | 18 | \$23.59 | \$16.37 | \$23.92 | \$30.65 | \$49,079 |
| 53-6031 | Svc Station Attendants | 71 | \$10.73 | \$9.42 | \$10.05 | \$11.29 | \$22,318 |
| 43-2011 | Switchboard Operators, Including Answering Svc | 24 | \$13.49 | \$11.93 | \$13.51 | \$15.22 | \$28,039 |
| 47-2082 | Tapers | | \$20.36 | \$16.34 | \$18.10 | \$22.96 | \$42,345 |
| 13-2081 | Tax Examiners, Collectors, & Revenue Agents | 11 | \$25.27 | \$20.40 | \$22.38 | \$28.82 | \$52,566 |
| 53-3041 | Taxi Drivers & Chauffeurs | 24 | \$11.73 | \$9.86 | \$10.92 | \$12.92 | \$24,404 |
| 25-9041 | Teacher Assistants | 1,423 | | | | | \$28,507 |
| 25-3999 | Teachers, Primary, Secondary, & Adult, All Others | 728 | | | | | \$35,264 |
| 51-2092 | Team Assemblers | 85 | \$12.14 | \$9.48 | \$11.23 | \$13.82 | \$25,246 |
| 49-2022 | Telecom Equipment Installers & Repairers (Not Line) | 84 | \$25.47 | \$23.66 | \$26.66 | \$29.49 | \$52,986 |
| 43-3071 | Tellers | 267 | \$12.51 | \$10.46 | \$11.88 | \$14.30 | \$26,029 |
| 49-3093 | Tire Repairers & Changers | 141 | \$13.74 | \$10.57 | \$12.38 | \$16.79 | \$28,574 |
| 23-2093 | Title Examiners, Abstractors, & Searchers | | \$17.15 | \$13.70 | \$17.64 | \$20.68 | \$35,673 |
| 39-7011 | Tour Guides & Escorts | | \$14.99 | \$11.20 | \$15.57 | \$17.95 | \$31,177 |
| 13-1151 | Training & Development Specialists | 43 | \$24.39 | \$16.06 | \$20.42 | \$29.92 | \$50,741 |
| 11-3071 | Transportation, Storage, & Distribution Mgrs | 79 | \$35.59 | \$27.11 | \$31.49 | \$37.74 | \$74,033 |
| 53-1031 | Transpnt/Material-Mvng Vehicle Ops, 1st-Ln Spvrs/Mgrs | 203 | \$23.32 | \$16.99 | \$22.48 | \$28.94 | \$48,506 |
| 53-3032 | Truck Drivers, Heavy & Tractor-Trailer | 1,224 | \$18.54 | \$15.82 | \$18.31 | \$21.21 | \$38,556 |
| 53-3033 | Truck Drivers, Light or Delivery Svcs | 333 | \$17.19 | \$11.21 | \$14.54 | \$18.88 | \$35,760 |
| 19-3051 | Urban & Regional Planners | 89 | \$27.34 | \$21.87 | \$26.12 | \$32.80 | \$56,871 |
| 39-3031 | Ushers, Lobby Attendants, & Ticket Takers | | \$9.26 | \$9.04 | \$9.24 | \$9.45 | \$19,261 |
| 29-1131 | Veterinarians | 33 | \$27.19 | \$17.94 | \$30.54 | \$35.28 | \$56,555 |
| 31-9096 | Veterinary Assistants & Laboratory Animal Caretakers | 53 | \$12.04 | \$10.42 | \$11.29 | \$13.19 | \$25,038 |
| 29-2056 | Veterinary Technologists & Technicians | | \$14.89 | \$13.17 | \$14.35 | \$16.15 | \$30,970 |
| 25-1194 | Vocational Education Teachers, Postsecondary | 82 | \$27.52 | \$19.85 | \$26.34 | \$32.19 | \$57,252 |
| 25-2032 | Vocational Education Teachers, Secondary School | 102 | | | | | \$62,187 |
| 35-3031 | Waiters & Waitresses | 902 | \$13.06 | \$12.28 | \$13.28 | \$14.29 | \$27,156 |
| 51-8031 | Water & Liquid Waste Treatment Plant & System Ops | 109 | \$21.82 | \$19.44 | \$21.71 | \$24.85 | \$45,378 |
| 43-5111 | Weighers, Measurers, Checkers, & Samplers, Recordkeeping | 47 | \$14.77 | \$11.57 | \$13.79 | \$18.09 | \$30,729 |
| 51-4121 | Welders, Cutters, Solderers, & Brazers | 180 | \$20.41 | \$17.18 | \$20.18 | \$22.53 | \$42,443 |
| 13-1022 | Wholesale & Retail Buyers, Not Farm Products | 12 | \$21.97 | \$18.60 | \$20.81 | \$23.02 | \$45,693 |
| 43-9022 | Word Processors & Typists | 11 | \$14.09 | \$12.16 | \$13.65 | \$15.46 | \$29,320 |
| 19-1023 | Zoologists & Wildlife Biologists | 91 | \$29.65 | \$24.87 | \$28.32 | \$31.08 | \$61,677 |

Balance of State East, WA
2012 Occupational Employment
and Wage Estimates
Includes Columbia, Ferry, Garfield, Lincoln, Pend
Oreille, Stevens, Walla Walla, and Whitman Counties



| SOC Code | Balance of State East, WA Occupational Title | Estimated Employment | Average Wage | Percentiles | | | Annual Wage |
|----------|--|----------------------|--------------|-------------|---------|---------|-------------|
| | | | | 25th | 50th | 75th | |
| 13-2011 | Accountants & Auditors | 329 | \$33.48 | \$24.37 | \$30.82 | \$43.49 | \$69,624 |
| 11-3011 | Administrative Svcs Mgrs | 67 | \$36.50 | \$28.08 | \$38.31 | \$43.50 | \$75,922 |
| 25-3011 | Adult Literacy, Remedial Ed, GED Teachers/Inst | 61 | \$23.29 | \$18.96 | \$23.87 | \$27.36 | \$48,446 |
| 41-3011 | Advertising Sales Agents | 34 | | | | | |
| 45-2011 | Agricultural Inspectors | | \$20.92 | \$19.46 | \$20.94 | \$22.51 | \$43,521 |
| 49-3011 | Aircraft Mechanics & Svc Technicians | | \$29.26 | \$20.30 | \$26.00 | \$33.79 | \$60,848 |
| 53-3011 | Ambulance Drivers/Attendants (Not Emergency Med Techs) | | \$11.72 | \$10.41 | \$11.46 | \$13.14 | \$24,390 |
| 39-3091 | Amusement & Recreation Attendants | | \$10.31 | \$9.06 | \$9.34 | \$10.61 | \$21,439 |
| 29-1061 | Anesthesiologists | 14 | \$113.21 | \$88.49 | | | \$235,472 |
| 19-3091 | Anthropologists & Archeologists | 18 | \$33.17 | \$25.43 | \$33.52 | \$39.09 | \$68,979 |
| 13-2021 | Appraisers & Assessors of Real Estate | 46 | \$31.87 | \$20.34 | \$31.63 | \$42.94 | \$66,283 |
| 17-1011 | Architects, Not Landscape & Naval | 23 | \$35.89 | \$24.12 | \$30.76 | \$49.07 | \$74,663 |
| 51-2099 | Assemblers & Fabricators, All Other | 180 | \$12.58 | \$10.44 | \$11.79 | \$13.84 | \$26,164 |
| 49-3021 | Automotive Body & Related Repairers | 55 | \$18.83 | \$16.34 | \$19.36 | \$21.98 | \$39,178 |
| 49-3023 | Automotive Svc Technicians & Mechanics | 183 | \$18.52 | \$13.26 | \$17.70 | \$22.23 | \$38,513 |
| 51-3011 | Bakers | 58 | \$11.58 | \$9.39 | \$10.42 | \$12.94 | \$24,101 |
| 35-3011 | Bartenders | 225 | \$12.87 | \$9.33 | \$12.76 | \$14.95 | \$26,785 |
| 43-3011 | Bill & Account Collectors | | \$14.17 | \$12.32 | \$13.74 | \$15.37 | \$29,480 |
| 43-3021 | Billing & Posting Clerks & Machine Operators | 186 | \$14.88 | \$12.01 | \$14.37 | \$17.14 | \$30,950 |
| 19-1029 | Biological Scientists, All Other | 104 | \$36.47 | \$30.75 | \$36.85 | \$43.56 | \$75,856 |
| 19-4021 | Biological Technicians | 194 | \$18.60 | \$14.31 | \$18.12 | \$22.04 | \$38,694 |
| 43-3031 | Bookkeeping, Accounting, & Auditing Clerks | 997 | \$16.49 | \$13.90 | \$16.55 | \$18.84 | \$34,290 |
| 13-2031 | Budget Analysts | 21 | \$35.12 | \$25.39 | \$36.28 | \$43.49 | \$73,061 |
| 49-3031 | Bus & Truck Mechanics & Diesel Engine Specialists | | \$20.76 | \$17.99 | \$20.66 | \$23.34 | \$43,182 |
| 53-3022 | Bus Drivers, School | | \$15.89 | \$13.28 | \$15.88 | \$18.24 | \$33,061 |
| 13-1199 | Business Operations Specialists, All Other | 446 | \$34.84 | \$26.14 | \$33.49 | \$40.02 | \$72,477 |
| 51-3021 | Butchers & Meat Cutters | 75 | \$14.31 | \$11.91 | \$14.15 | \$16.85 | \$29,769 |
| 51-7011 | Cabinetmakers & Bench Carpenters | 20 | \$13.06 | \$10.30 | \$11.37 | \$13.37 | \$27,152 |
| 47-2031 | Carpenters | 360 | \$18.30 | \$15.93 | \$18.58 | \$21.03 | \$38,052 |
| 41-2011 | Cashiers | 1,464 | \$10.72 | \$9.43 | \$9.98 | \$11.41 | \$22,309 |
| 47-2051 | Cement Masons & Concrete Finishers | 48 | \$23.15 | \$17.20 | \$21.25 | \$29.95 | \$48,162 |
| 35-1011 | Chefs & Head Cooks | | \$23.72 | \$16.92 | \$18.64 | \$32.23 | \$49,335 |
| 19-2031 | Chemists | 21 | \$41.35 | \$27.52 | \$39.44 | \$52.72 | \$86,021 |
| 11-1011 | Chief Executives | 83 | \$55.00 | \$43.03 | \$53.66 | \$62.48 | \$114,389 |
| 39-9011 | Child Care Wkrs | 159 | \$11.31 | \$9.68 | \$10.65 | \$11.64 | \$23,518 |
| 21-1021 | Child, Family, & School Social Wkrs | 69 | \$17.81 | \$13.90 | \$16.79 | \$20.61 | \$37,039 |
| 17-3022 | Civil Engineering Technicians | | \$23.99 | \$19.64 | \$23.64 | \$27.16 | \$49,900 |
| 17-2051 | Civil Engineers | 331 | \$44.19 | \$40.21 | \$43.57 | \$51.80 | \$91,920 |
| 53-7061 | Cleaners of Vehicles & Equipment | 58 | \$12.75 | \$11.44 | \$12.89 | \$14.15 | \$26,507 |
| 21-2011 | Clergy | | \$20.86 | \$13.78 | \$21.93 | \$27.15 | \$43,389 |
| 19-3031 | Clinical, Counseling, & School Psychologists | | \$31.38 | \$27.47 | \$31.22 | \$35.81 | \$65,276 |
| 27-2022 | Coaches & Scouts | 359 | | | | | |
| 35-3021 | Comb Food Preparation & Serving Wkrs, Inc Fast Food | 1,228 | \$10.38 | \$9.15 | \$9.55 | \$11.30 | \$21,582 |
| 27-1021 | Commercial & Industrial Designers | 27 | \$31.78 | \$27.94 | \$32.26 | \$35.30 | \$66,095 |
| 53-2012 | Commercial Pilots | 25 | | | | | \$66,121 |
| 13-1141 | Compensation, Benefits, & Job Analysis Specialists | | \$26.26 | \$22.21 | \$26.00 | \$29.56 | \$54,614 |
| 13-1041 | Compliance Ofcrs (Not Ag/Const/Safety/Transportn) | 77 | \$32.82 | \$30.37 | \$33.47 | \$34.60 | \$68,270 |
| 11-3021 | Computer & Information Systems Mgrs | 36 | \$40.57 | \$32.46 | \$39.55 | \$45.52 | \$84,370 |
| 15-1799 | Computer Occupations, All Other | 59 | \$36.27 | \$29.85 | \$36.60 | \$43.56 | \$75,432 |
| 15-1131 | Computer Programmers | | \$25.47 | \$22.50 | \$25.52 | \$28.32 | \$52,966 |
| 15-1132 | Computer Software Engineers, Applications | 209 | \$37.51 | \$27.60 | \$36.97 | \$46.88 | \$78,026 |
| 15-1150 | Computer Support Specialists | | \$20.95 | \$15.47 | \$19.72 | \$26.98 | \$43,573 |
| 15-1121 | Computer Systems Analysts | 30 | \$34.83 | \$28.67 | \$34.60 | \$41.45 | \$72,444 |
| 19-1031 | Conservation Scientists | 95 | \$30.23 | \$25.42 | \$31.72 | \$35.36 | \$62,882 |

| SOC Code | Balance of State East, WA Occupational Title | Estimated Employment | Average Wage | Percentiles | | | Annual Wage |
|----------|--|----------------------|--------------|-------------|---------|---------|-------------|
| | | | | 25th | 50th | 75th | |
| 47-4011 | Construction & Building Inspectors | 103 | \$34.24 | \$29.87 | \$35.20 | \$38.86 | \$71,203 |
| 47-2061 | Construction Laborers | 259 | \$16.50 | \$11.91 | \$14.17 | \$17.89 | \$34,327 |
| 11-9021 | Construction Mgrs | 36 | | | | | |
| 47-1011 | Construction Trades/Extraction Wkrs, 1st-Ln Spvs/Mgrs | 174 | \$27.36 | \$22.49 | \$26.84 | \$31.17 | \$56,917 |
| 53-7011 | Conveyor Operators & Tenders | | \$15.52 | \$12.35 | \$14.06 | \$20.05 | \$32,266 |
| 35-2019 | Cooks, All Other | 141 | \$11.61 | \$9.03 | \$9.31 | \$15.36 | \$24,153 |
| 35-2011 | Cooks, Fast Food | 409 | \$10.06 | \$9.12 | \$9.49 | \$10.86 | \$20,926 |
| 35-2012 | Cooks, Institution & Cafeteria | | \$13.95 | \$10.77 | \$13.16 | \$16.72 | \$29,013 |
| 35-2014 | Cooks, Restaurant | 363 | \$11.76 | \$9.42 | \$11.53 | \$13.52 | \$24,464 |
| 35-2015 | Cooks, Short Order | | \$10.33 | \$9.37 | \$10.15 | \$11.15 | \$21,480 |
| 13-1051 | Cost Estimators | 23 | \$29.88 | \$23.87 | \$30.03 | \$34.53 | \$62,151 |
| 41-2021 | Counter & Rental Clerks | 164 | \$11.49 | \$9.46 | \$10.38 | \$12.28 | \$23,895 |
| 35-3022 | Counter Attendants, Cafeteria, Concession, Coffee Shop | | \$9.85 | \$9.02 | \$9.25 | \$9.75 | \$20,484 |
| 43-5021 | Couriers & Messengers | 35 | \$12.36 | \$10.28 | \$12.22 | \$14.16 | \$25,705 |
| 43-4031 | Court, Municipal, & License Clerks | | \$17.89 | \$15.74 | \$17.86 | \$20.47 | \$37,198 |
| 13-2041 | Credit Analysts | 49 | \$23.14 | \$17.54 | \$19.77 | \$26.00 | \$48,132 |
| 51-9021 | Crush/Grind/Polishing Machine Setters/Ops/Tenders | | \$20.61 | \$15.40 | \$20.98 | \$25.76 | \$42,871 |
| 43-4051 | Customer Svc Reps | 294 | \$15.79 | \$12.54 | \$15.72 | \$18.15 | \$32,831 |
| 51-4031 | Cut/Punch/Press Mach Setters/Ops/Tenders, Mtl/Plastic | 33 | \$16.73 | \$15.31 | \$16.83 | \$18.36 | \$34,807 |
| 43-9021 | Data Entry Keyers | | \$15.18 | \$13.12 | \$14.97 | \$17.29 | \$31,566 |
| 31-9091 | Dental Assistants | 175 | \$16.30 | \$13.82 | \$15.81 | \$17.76 | \$33,902 |
| 29-2021 | Dental Hygienists | 85 | \$37.88 | \$36.02 | \$40.25 | \$43.55 | \$78,789 |
| 51-9081 | Dental Laboratory Technicians | 11 | \$15.81 | \$11.36 | \$13.87 | \$20.25 | \$32,875 |
| 29-1021 | Dentists, General | 31 | \$93.40 | \$76.02 | \$86.37 | | \$194,266 |
| 33-3021 | Detectives & Criminal Investigators | 91 | \$37.88 | \$29.77 | \$41.79 | \$43.18 | \$78,790 |
| 29-2032 | Diagnostic Medical Sonographers | | \$36.40 | \$32.86 | \$36.32 | \$40.93 | \$75,714 |
| 29-1031 | Dietitians & Nutritionists | | \$31.32 | \$26.39 | \$32.05 | \$36.35 | \$65,156 |
| 35-9011 | Dining Room & Cafeteria Attendants & Bartender Helpers | 87 | \$11.35 | \$9.60 | \$11.07 | \$12.92 | \$23,601 |
| 35-9021 | Dishwashers | 265 | \$9.61 | \$9.03 | \$9.26 | \$9.55 | \$19,981 |
| 43-5032 | Dispatchers, Not Police, Fire, & Ambulance | 63 | \$19.12 | \$15.43 | \$19.07 | \$22.07 | \$39,768 |
| 53-3031 | Driver/Sales Wkrs | | \$15.38 | \$13.41 | \$14.91 | \$17.17 | \$31,978 |
| 47-2081 | Drywall & Ceiling Tile Installers | 39 | \$23.21 | \$15.40 | \$20.89 | \$30.97 | \$48,279 |
| 47-5021 | Earth Drillers, Not Oil & Gas | 74 | \$22.57 | \$20.11 | \$22.58 | \$25.68 | \$46,945 |
| 27-3041 | Editors | | \$26.11 | \$20.86 | \$24.86 | \$30.86 | \$54,303 |
| 11-9031 | Educ Administrators, Preschool/Child Care Center/Pgms | | \$23.27 | \$19.32 | \$21.14 | \$22.96 | \$48,413 |
| 11-9032 | Education Administrators, Elem & Secondary School | | | | | | \$87,267 |
| 25-9099 | Education, Training, & Library Wkrs, All Other | | \$21.23 | \$17.53 | \$20.49 | \$23.74 | \$44,162 |
| 21-1012 | Educational, Vocational, & School Counselors | | \$25.90 | \$20.95 | \$24.87 | \$30.96 | \$53,885 |
| 17-3023 | Electrical & Electronic Engineering Technicians | 103 | \$25.88 | \$20.63 | \$25.44 | \$30.86 | \$53,846 |
| 17-2071 | Electrical Engineers | 205 | \$44.45 | \$36.54 | \$44.93 | \$52.27 | \$92,450 |
| 49-9051 | Electrical Power-Line Installers & Repairers | | \$35.35 | \$32.34 | \$34.69 | \$38.41 | \$73,525 |
| 49-2094 | Electrical/Electronics Repairers, Industrial Equipmt | 15 | \$22.84 | \$18.13 | \$21.44 | \$30.96 | \$47,502 |
| 47-2111 | Electricians | 170 | \$25.24 | \$20.91 | \$26.04 | \$30.75 | \$52,518 |
| 25-2021 | Elementary School Teachers, Not Special Education | | | | | | \$55,411 |
| 43-4061 | Eligibility Interviewers, Government Programs | 42 | \$21.26 | \$20.45 | \$23.16 | \$23.17 | \$44,218 |
| 11-9161 | Emergency Management Directors | | \$30.45 | \$24.93 | \$27.45 | \$30.82 | \$63,331 |
| 29-2041 | Emergency Medical Technicians & Paramedics | 73 | \$27.91 | \$16.89 | \$26.63 | \$36.23 | \$58,060 |
| 11-9041 | Engineering Mgrs | 100 | \$60.74 | \$53.94 | \$61.12 | \$66.07 | \$126,344 |
| 17-3029 | Engineering Technicians, Not Drafters, All Other | 161 | \$31.17 | \$27.10 | \$30.05 | \$36.35 | \$64,830 |
| 17-2199 | Engineers, All Other | 90 | \$39.43 | \$29.56 | \$43.57 | \$51.80 | \$82,000 |
| 17-2081 | Environmental Engineers | 32 | \$46.89 | \$39.78 | \$49.42 | \$51.81 | \$97,539 |
| 19-2041 | Environmental Scientists & Specialists (Inc Health) | 57 | \$33.79 | \$25.87 | \$35.41 | \$43.56 | \$70,303 |
| 53-7032 | Excavating & Loading Machine & Dragline Operators | | \$21.66 | \$18.11 | \$21.19 | \$25.49 | \$45,064 |
| 43-6011 | Executive Secretaries & Administrative Assistants | 210 | \$21.24 | \$17.22 | \$20.15 | \$24.11 | \$44,183 |
| 29-1062 | Family & General Practitioners | 87 | \$86.47 | \$60.64 | \$79.89 | | \$179,868 |
| 25-9021 | Farm & Home Management Advisors | 45 | \$25.20 | \$24.12 | \$26.16 | \$28.19 | \$52,416 |
| 49-3041 | Farm Equipment Mechanics | 72 | \$19.14 | \$15.59 | \$19.12 | \$22.39 | \$39,791 |
| 45-1011 | Farming, Fishing, & Forestry Wkrs, 1st-Ln Sprvs/Mgrs | | \$23.97 | \$17.70 | \$22.52 | \$30.67 | \$49,845 |
| 45-2092 | FarmWkrs & Laborers, Crop, Nursery, & Greenhouse | 240 | \$14.07 | \$10.55 | \$13.88 | \$16.68 | \$29,266 |
| 45-2093 | FarmWkrs, Farm & Ranch Animals | 14 | \$11.40 | \$9.26 | \$10.49 | \$13.40 | \$23,709 |
| 43-4071 | File Clerks | | \$14.88 | \$12.44 | \$14.54 | \$17.01 | \$30,958 |
| 11-3031 | Financial Mgrs | 132 | \$44.74 | \$34.85 | \$42.49 | \$53.60 | \$93,056 |

| SOC Code | Balance of State East, WA Occupational Title | Estimated Employment | Average Wage | Percentiles | | | Annual Wage |
|----------|--|----------------------|--------------|-------------|---------|---------|-------------|
| | | | | 25th | 50th | 75th | |
| 13-2099 | Financial Specialists, All Other | 65 | \$36.71 | \$27.99 | \$36.61 | \$45.60 | \$76,370 |
| 33-2011 | Fire Fighters | 147 | \$14.52 | \$9.21 | \$12.43 | \$19.23 | \$30,204 |
| 33-1021 | Fire Fighting & Prevention Wkrs, 1st-Ln spvrs/Mgrs of | 52 | \$26.61 | \$17.92 | \$26.83 | \$32.85 | \$55,335 |
| 39-9031 | Fitness Trainers & Aerobics Instructors | 73 | \$16.30 | \$9.20 | \$13.78 | \$19.62 | \$33,893 |
| 27-1023 | Floral Designers | 35 | \$12.20 | \$10.46 | \$11.75 | \$13.73 | \$25,361 |
| 35-9099 | Food Preparation & Serving Related Wkrs, A/O | | \$10.01 | \$9.35 | \$9.94 | \$10.78 | \$20,819 |
| 35-1012 | Food Preparation & Serving Wkrs, 1st-Ln Spvrs/Mgrs of | 370 | \$15.29 | \$11.49 | \$14.24 | \$18.00 | \$31,797 |
| 35-2021 | Food Preparation Wkrs | 258 | \$10.07 | \$9.22 | \$9.68 | \$10.83 | \$20,958 |
| 35-3041 | Food Servers, Nonrestaurant | 122 | \$10.55 | \$9.16 | \$9.52 | \$11.00 | \$21,950 |
| 11-9051 | Food Svc Mgrs | 24 | \$23.97 | \$17.20 | \$20.36 | \$27.46 | \$49,865 |
| 25-1124 | Foreign Language & Literature Teachers, Postsecondary | | | | | | \$61,495 |
| 19-4093 | Forest & Conservation Technicians | 262 | \$17.03 | \$12.14 | \$15.25 | \$21.41 | \$35,412 |
| 45-4011 | Forest & Conservation Wkrs | 23 | \$14.59 | \$13.27 | \$14.60 | \$16.34 | \$30,349 |
| 19-1032 | Foresters | 51 | \$27.06 | \$24.86 | \$24.87 | \$29.81 | \$56,291 |
| 39-3011 | Gaming Dealers | 210 | \$13.62 | \$12.53 | \$13.40 | \$14.26 | \$28,324 |
| 39-1011 | Gaming Supervisors | | \$20.36 | \$17.32 | \$20.13 | \$22.92 | \$42,359 |
| 33-9031 | Gaming Surveillance Officers & Gaming Investigators | 32 | \$16.54 | \$11.03 | \$15.41 | \$21.57 | \$34,414 |
| 11-1021 | General & Operations Mgrs | 433 | \$48.98 | \$34.53 | \$43.50 | \$58.33 | \$101,889 |
| 47-2121 | Glaziers | | \$18.53 | \$15.56 | \$19.19 | \$21.88 | \$38,549 |
| 45-2041 | Graders & Sorters, Agricultural Products | | \$12.60 | \$10.20 | \$11.93 | \$14.15 | \$26,209 |
| 27-1024 | Graphic Designers | 32 | \$21.33 | \$13.56 | \$18.15 | \$30.31 | \$44,382 |
| 39-5012 | Hairdressers, Hairstylists, & Cosmetologists | | \$15.37 | \$9.26 | \$10.69 | \$20.92 | \$31,973 |
| 53-1021 | Hand Labor/Material Movers/Helpers, 1st-Ln Spvrs/Mgrs | 26 | \$21.92 | \$15.41 | \$23.40 | \$27.18 | \$45,591 |
| 17-2111 | Health & Safety Engineers (Not Mining) | 13 | \$32.20 | \$25.94 | \$28.03 | \$30.17 | \$66,983 |
| 21-1091 | Health Educators | 21 | \$25.86 | \$19.35 | \$27.02 | \$33.09 | \$53,788 |
| 29-2799 | Health Technologists & Technicians, All Other | | \$27.34 | \$23.46 | \$26.44 | \$29.41 | \$56,870 |
| 31-9799 | Healthcare Support Workers, All Other | 119 | \$14.77 | \$11.40 | \$14.48 | \$17.74 | \$30,733 |
| 49-9021 | Heating, Air Cond, Refrigeration Mechanics & Installers | | \$21.51 | \$17.36 | \$21.04 | \$25.29 | \$44,736 |
| 47-3012 | Helpers--Carpenters | 22 | \$16.04 | \$13.60 | \$16.25 | \$18.57 | \$33,369 |
| 49-9098 | Helpers--Installation, Maintenance, & Repair Wkrs | | \$17.23 | \$13.06 | \$17.02 | \$20.75 | \$35,840 |
| 51-9198 | Helpers--Production Wkrs | | \$14.21 | \$12.37 | \$14.42 | \$16.61 | \$29,554 |
| 47-4051 | Highway Maintenance Wkrs | 206 | \$20.07 | \$17.95 | \$20.25 | \$22.12 | \$41,735 |
| 35-9031 | Hosts & Hostesses, Restaurant, Lounge, & Coffee Shop | | \$10.77 | \$9.56 | \$10.48 | \$11.58 | \$22,403 |
| 43-4081 | Hotel, Motel, & Resort Desk Clerks | | \$11.61 | \$9.96 | \$11.42 | \$13.17 | \$24,158 |
| 37-1011 | Housekeeping/Janitorial Wkrs, 1st-Line Spvs/Mgrs | | \$16.60 | \$12.06 | \$15.22 | \$20.20 | \$34,526 |
| 13-1078 | HR, Labor Relations, & Training Spec, All Other | 109 | \$28.73 | \$23.07 | \$28.41 | \$34.00 | \$59,765 |
| 43-4161 | Human Resources Assistants, Not Payroll & Timekeeping | 46 | \$19.06 | \$15.29 | \$19.66 | \$21.82 | \$39,643 |
| 11-3121 | Human Resources Managers | 21 | \$36.86 | \$31.00 | \$36.43 | \$42.94 | \$76,676 |
| 17-3026 | Industrial Engineering Technicians | 34 | \$25.07 | \$19.43 | \$24.09 | \$29.45 | \$52,154 |
| 17-2112 | Industrial Engineers | 56 | \$34.43 | \$27.16 | \$33.16 | \$40.18 | \$71,610 |
| 49-9041 | Industrial Machinery Mechanics | 64 | \$30.10 | \$22.85 | \$30.36 | \$38.64 | \$62,603 |
| 11-3051 | Industrial Production Mgrs | 31 | \$43.67 | \$34.93 | \$40.60 | \$53.57 | \$90,834 |
| 53-7051 | Industrial Truck & Tractor Operators | | \$16.11 | \$12.79 | \$15.77 | \$18.24 | \$33,507 |
| 15-1179 | Info Security Analyst, Web Dvlpr, & Cptr Netwk Architect | | \$32.70 | \$24.03 | \$31.65 | \$41.48 | \$68,013 |
| 43-4199 | Information & Record Clerks, All Other | 115 | \$19.61 | \$16.28 | \$19.84 | \$23.32 | \$40,785 |
| 51-9061 | Inspectors, Testers, Sorters, Samplers, & Weighers | 144 | \$15.40 | \$11.18 | \$13.37 | \$17.73 | \$32,031 |
| 49-9799 | Installation, Maintenance, & Repair Workers, All Other | | \$22.27 | \$16.00 | \$22.30 | \$29.21 | \$46,320 |
| 25-9031 | Instructional Coordinators | | \$27.99 | \$19.63 | \$25.76 | \$34.34 | \$58,221 |
| 41-3021 | Insurance Sales Agents | | \$18.09 | \$10.81 | \$12.85 | \$20.16 | \$37,618 |
| 29-1063 | Internists, General | 27 | \$95.78 | \$70.31 | \$89.57 | | \$199,221 |
| 43-4111 | Interviewers, Not Eligibility & Loan | | \$16.70 | \$15.26 | \$16.82 | \$18.37 | \$34,745 |
| 37-2011 | Janitors & Cleaners, Not Maids & Housekeeping Cleaners | 922 | \$12.15 | \$9.45 | \$11.30 | \$14.18 | \$25,271 |
| 25-2012 | Kindergarten Teachers, Not Special Education | | | | | | \$53,880 |
| 53-7062 | Laborers & Freight, Stock, & Material Movers, Hand | 606 | \$12.40 | \$10.09 | \$12.12 | \$13.97 | \$25,801 |
| 37-1012 | Landscape, Lawn, Groundskeep Wkrs, 1st-Line Supvrs/Mgrs | 24 | \$21.92 | \$15.31 | \$20.61 | \$26.88 | \$45,592 |
| 37-3011 | Landscaping & Groundskeeping Wkrs | 354 | \$13.68 | \$9.83 | \$11.41 | \$15.46 | \$28,469 |
| 51-6011 | Laundry & Dry-Cleaning Wkrs | 54 | \$13.07 | \$10.82 | \$12.75 | \$14.73 | \$27,168 |
| 23-1011 | Lawyers | 102 | \$66.40 | \$40.51 | \$56.90 | \$82.89 | \$138,129 |
| 43-6012 | Legal Secretaries | | \$17.24 | \$15.43 | \$16.96 | \$18.51 | \$35,846 |
| 23-2099 | Legal Support Wkrs, All Other | 12 | \$18.60 | \$16.93 | \$18.59 | \$20.12 | \$38,679 |
| 11-1031 | Legislators | | | | | | \$76,516 |
| 25-4021 | Librarians | | \$24.68 | \$19.52 | \$23.21 | \$31.97 | \$51,319 |

| SOC Code | Balance of State East, WA Occupational Title | Estimated Employment | Average Wage | Percentiles | | | Annual Wage |
|----------|--|----------------------|--------------|-------------|---------|---------|-------------|
| | | | | 25th | 50th | 75th | |
| 43-4121 | Library Assistants, Clerical | | \$12.89 | \$10.43 | \$12.04 | \$15.57 | \$26,815 |
| 25-4031 | Library Technicians | | \$13.77 | \$11.96 | \$13.70 | \$15.71 | \$28,631 |
| 29-2061 | Licensed Practical & Licensed Vocational Nurses | | \$19.50 | \$17.08 | \$19.38 | \$21.79 | \$40,568 |
| 19-4099 | Life, Physical, & Social Science Technicians, A/O | 44 | \$18.52 | \$13.64 | \$15.52 | \$19.29 | \$38,520 |
| 33-9092 | Lifeguards, Ski Patrol, Recreational Protective Svc Wkrs | 45 | \$10.66 | \$9.26 | \$10.00 | \$11.44 | \$22,182 |
| 13-2071 | Loan Counselors | | \$26.78 | \$13.72 | \$17.93 | \$26.92 | \$55,700 |
| 43-4131 | Loan Interviewers & Clerks | 82 | \$16.03 | \$13.49 | \$16.50 | \$18.31 | \$33,342 |
| 13-2072 | Loan Officers | 93 | \$29.89 | \$21.87 | \$27.97 | \$36.97 | \$62,171 |
| 53-4011 | Locomotive Engineers | 24 | \$24.07 | \$21.24 | \$24.60 | \$27.43 | \$50,066 |
| 45-4022 | Logging Equipment Operators | 171 | \$19.54 | \$16.99 | \$19.42 | \$21.90 | \$40,624 |
| 53-7063 | Machine Feeders & Offbearers | | \$15.20 | \$13.22 | \$15.01 | \$17.25 | \$31,626 |
| 51-4041 | Machinists | 96 | \$21.22 | \$16.20 | \$18.85 | \$27.44 | \$44,131 |
| 37-2012 | Maids & Housekeeping Cleaners | 347 | \$10.56 | \$9.26 | \$10.22 | \$11.44 | \$21,956 |
| 43-9051 | Mail Clerks & Mail Machine Ops, Not Postal Svc | 16 | \$13.43 | \$11.12 | \$13.41 | \$15.47 | \$27,948 |
| 49-9071 | Maintenance & Repair Workers, General | 797 | \$18.42 | \$12.82 | \$17.11 | \$23.40 | \$38,298 |
| 13-1111 | Management Analysts | 91 | \$41.64 | \$33.49 | \$39.03 | \$43.50 | \$86,600 |
| 13-1161 | Market Research Analysts | 50 | \$27.68 | \$20.52 | \$25.43 | \$32.91 | \$57,586 |
| 11-2021 | Marketing Mgrs | 45 | \$42.14 | \$27.45 | \$36.69 | \$55.60 | \$87,668 |
| 31-9011 | Massage Therapists | | \$16.63 | \$13.03 | \$14.26 | \$21.03 | \$34,605 |
| 17-3013 | Mechanical Drafters | 20 | \$21.02 | \$18.14 | \$20.98 | \$23.41 | \$43,726 |
| 17-2141 | Mechanical Engineers | 100 | \$40.55 | \$32.88 | \$41.18 | \$48.88 | \$84,349 |
| 49-1011 | Mechanics, Installers, Repairers, 1st-Ln Spvrs/Mgrs | 187 | \$27.52 | \$21.96 | \$28.95 | \$33.09 | \$57,246 |
| 29-2012 | Medical & Clinical Laboratory Technicians | 123 | \$16.48 | \$13.14 | \$14.63 | \$18.66 | \$34,273 |
| 29-2011 | Medical & Clinical Laboratory Technologists | 262 | \$29.57 | \$25.24 | \$30.04 | \$34.31 | \$61,497 |
| 11-9111 | Medical & Health Svcs Mgrs | 217 | \$47.58 | \$37.56 | \$43.86 | \$53.67 | \$98,975 |
| 21-1022 | Medical & Public Health Social Wkrs | | \$25.29 | \$22.07 | \$25.95 | \$29.06 | \$52,595 |
| 31-9092 | Medical Assistants | | \$14.75 | \$12.84 | \$14.33 | \$16.64 | \$30,689 |
| 31-9093 | Medical Equipment Preparers | | \$15.66 | \$13.71 | \$15.66 | \$17.49 | \$32,588 |
| 29-2071 | Medical Records & Health Information Technicians | | \$16.54 | \$12.66 | \$14.74 | \$19.59 | \$34,415 |
| 43-6013 | Medical Secretaries | 274 | \$15.76 | \$13.66 | \$15.86 | \$17.74 | \$32,777 |
| 31-9094 | Medical Transcriptionists | 74 | \$14.89 | \$12.61 | \$14.60 | \$17.37 | \$30,987 |
| 13-1121 | Meeting & Convention Planners | | \$24.10 | \$20.05 | \$22.14 | \$26.89 | \$50,128 |
| 21-1014 | Mental Health Counselors | 39 | \$24.65 | \$22.00 | \$24.59 | \$27.79 | \$51,262 |
| 43-5041 | Meter Readers, Utilities | | \$17.35 | \$15.33 | \$16.88 | \$18.45 | \$36,089 |
| 11-9199 | Mgrs, All Other | 119 | \$46.83 | \$36.95 | \$50.39 | \$54.69 | \$97,397 |
| 19-1022 | Microbiologists | 30 | \$31.07 | \$19.60 | \$22.78 | \$39.47 | \$64,627 |
| 25-2022 | Middle School Teachers (Not Special Ed & Vocational) | | | | | | \$61,485 |
| 49-9044 | Millwrights | 50 | \$21.10 | \$19.45 | \$21.22 | \$23.01 | \$43,891 |
| 17-2151 | Mining & Geological Engineers (Inc Mining Safety) | | \$43.81 | \$35.57 | \$43.95 | \$52.40 | \$91,126 |
| 51-9023 | Mixing & Blending Machine Setters, Ops, & Tenders | 13 | \$13.79 | \$12.63 | \$13.62 | \$14.63 | \$28,678 |
| 49-3042 | Mobile Heavy Equipment Mechanics, Not Engines | 80 | \$22.95 | \$18.38 | \$22.26 | \$26.78 | \$47,728 |
| 11-9121 | Natural Sciences Mgrs | 55 | \$48.75 | \$43.50 | \$51.71 | \$51.72 | \$101,393 |
| 15-1142 | Network & Computer Systems Administrators | 100 | \$30.15 | \$25.57 | \$29.26 | \$34.20 | \$62,702 |
| 43-4141 | New Accounts Clerks | 79 | \$16.50 | \$14.25 | \$16.38 | \$18.70 | \$34,309 |
| 39-2021 | Nonfarm Animal Caretakers | 55 | \$10.09 | \$9.05 | \$9.29 | \$9.60 | \$20,991 |
| 41-1012 | Non-Retail Sales Wkrs, 1st-Line spvrs/Mgrs of | 50 | \$28.12 | \$21.02 | \$24.01 | \$33.09 | \$58,481 |
| 29-2033 | Nuclear Medicine Technologists | 19 | \$37.79 | \$33.43 | \$37.86 | \$42.76 | \$78,591 |
| 31-1012 | Nursing Aides, Orderlies, & Attendants | 963 | \$12.12 | \$10.32 | \$11.57 | \$13.66 | \$25,204 |
| 29-9011 | Occupational Health & Safety Specialists | 34 | \$34.15 | \$24.11 | \$36.35 | \$43.57 | \$71,027 |
| 31-2011 | Occupational Therapist Assistants | 31 | \$27.07 | \$24.74 | \$27.14 | \$29.60 | \$56,314 |
| 29-1122 | Occupational Therapists | | \$40.53 | \$34.35 | \$40.69 | \$47.11 | \$84,313 |
| 43-1011 | Office & Admin Support Wkrs, 1st-Line spvrs/Mgrs of | 467 | \$22.95 | \$19.66 | \$22.33 | \$26.40 | \$47,732 |
| 43-9799 | Office & Administrative Support Workers, All Other | | \$16.45 | \$12.53 | \$17.02 | \$20.25 | \$34,201 |
| 43-9061 | Office Clerks, General | 1,068 | \$13.61 | \$11.24 | \$13.33 | \$15.55 | \$28,294 |
| 43-9071 | Office Machine Operators, Not Computer | | \$11.35 | \$10.22 | \$11.15 | \$12.32 | \$23,590 |
| 47-2073 | Operating Engineers/Construction Equipment Ops | 163 | \$23.15 | \$18.76 | \$22.11 | \$28.37 | \$48,162 |
| 29-1041 | Optometrists | 11 | \$42.77 | \$39.26 | \$48.06 | \$53.86 | \$88,970 |
| 43-4151 | Order Clerks | 60 | \$14.33 | \$11.43 | \$13.27 | \$15.51 | \$29,801 |
| 51-9111 | Packaging & Filling Machine Operators & Tenders | 106 | \$13.72 | \$12.48 | \$13.49 | \$14.51 | \$28,529 |
| 53-7064 | Packers & Packagers, Hand | | \$9.74 | \$9.11 | \$9.31 | \$9.56 | \$20,244 |
| 47-2141 | Painters, Construction & Maintenance | 83 | \$22.08 | \$14.02 | \$24.38 | \$28.16 | \$45,928 |
| 23-2011 | Paralegals & Legal Assistants | 80 | \$20.38 | \$16.47 | \$19.87 | \$23.43 | \$42,394 |

| SOC Code | Balance of State East, WA Occupational Title | Estimated Employment | Average Wage | Percentiles | | | Annual Wage |
|----------|---|----------------------|--------------|-------------|---------|---------|-------------|
| | | | | 25th | 50th | 75th | |
| 41-2022 | Parts Salespersons | 117 | \$13.92 | \$10.90 | \$13.21 | \$16.45 | \$28,948 |
| 43-3051 | Payroll & Timekeeping Clerks | 61 | \$17.30 | \$13.96 | \$17.38 | \$20.82 | \$35,981 |
| 39-9021 | Personal & Home Care Aides | 525 | \$10.96 | \$10.07 | \$10.81 | \$11.56 | \$22,814 |
| 13-2052 | Personal Financial Advisors | 24 | \$39.43 | \$35.58 | \$40.27 | \$44.02 | \$82,019 |
| 39-1021 | Personal Svc Wkrs, 1st-Line Supervisors/Mgrs of | 67 | \$19.13 | \$13.63 | \$16.94 | \$24.51 | \$39,795 |
| 37-3012 | Pesticide Handlers, Sprayers, & Applicators, Vegetation | 12 | \$17.40 | \$12.76 | \$19.40 | \$21.45 | \$36,192 |
| 29-1051 | Pharmacists | 238 | \$52.77 | \$49.33 | \$55.48 | \$62.23 | \$109,761 |
| 31-9095 | Pharmacy Aides | | \$12.83 | \$12.14 | \$13.05 | \$13.96 | \$26,691 |
| 29-2052 | Pharmacy Technicians | 238 | \$18.60 | \$15.53 | \$17.79 | \$21.58 | \$38,686 |
| 29-1069 | Phys/Surgeons, A/O (Cardiologists, Dermatologists, etc) | 58 | \$98.01 | \$74.40 | | | \$203,853 |
| 19-2099 | Physical Scientists, All Other | 10 | | | | | |
| 31-2022 | Physical Therapist Aides | 128 | \$11.21 | \$10.13 | \$10.98 | \$12.09 | \$23,308 |
| 31-2021 | Physical Therapist Assistants | 56 | \$24.50 | \$19.38 | \$24.88 | \$31.68 | \$50,963 |
| 29-1123 | Physical Therapists | 193 | \$42.25 | \$36.85 | \$42.61 | \$49.31 | \$87,881 |
| 29-1071 | Physician Assistants | 72 | \$45.52 | \$39.76 | \$45.98 | \$52.87 | \$94,675 |
| 47-2152 | Plumbers, Pipefitters, & Steamfitters | 92 | \$26.53 | \$21.79 | \$26.16 | \$31.00 | \$55,193 |
| 33-1012 | Police & Detectives, 1st-Line Supervisors/Mgrs of | 70 | \$33.36 | \$28.65 | \$33.81 | \$39.53 | \$69,381 |
| 33-3051 | Police & Sheriff's Patrol Officers | | \$23.96 | \$19.66 | \$23.46 | \$28.79 | \$49,843 |
| 43-5051 | Postal Svc Clerks | 36 | \$25.67 | \$25.34 | \$25.89 | \$26.92 | \$53,408 |
| 43-5052 | Postal Svc Mail Carriers | 194 | \$22.58 | \$19.72 | \$21.97 | \$26.85 | \$46,968 |
| 43-5053 | Postal Svc Mail Sorters/Processors/Processing Mach Ops | 57 | \$12.49 | \$9.59 | \$10.70 | \$11.80 | \$25,979 |
| 11-9131 | Postmasters & Mail Superintendents | 67 | \$26.10 | \$22.54 | \$27.62 | \$30.66 | \$54,297 |
| 51-8012 | Power Distributors & Dispatchers | 24 | \$38.92 | \$34.09 | \$39.53 | \$45.06 | \$80,957 |
| 25-2011 | Preschool Teachers, Not Special Education | 119 | \$14.10 | \$12.38 | \$13.67 | \$15.13 | \$29,333 |
| 51-5113 | Print Binding & Finishing Workers | | \$13.47 | \$9.83 | \$12.93 | \$16.39 | \$28,024 |
| 51-5112 | Printing Press Operators | 21 | \$20.28 | \$17.13 | \$20.82 | \$23.38 | \$42,182 |
| 21-1092 | Probation Officers & Correctional Treatment Specialists | 134 | \$22.49 | \$16.93 | \$24.59 | \$26.73 | \$46,773 |
| 43-3061 | Procurement Clerks | 26 | \$20.92 | \$17.02 | \$22.11 | \$24.59 | \$43,501 |
| 51-1011 | Production & Operating Wkrs, 1st-Line spvrs/Mgrs of | 245 | \$26.38 | \$20.48 | \$26.21 | \$31.76 | \$54,854 |
| 43-5061 | Production, Planning, & Expediting Clerks | 59 | \$21.33 | \$18.70 | \$21.41 | \$23.96 | \$44,368 |
| 11-9141 | Property, Real Estate, & Community Association Mgrs | 12 | \$25.04 | \$19.90 | \$23.61 | \$28.25 | \$52,088 |
| 33-1099 | Protective Svc Wkrs A/O, 1st-Line spvrs/Mgrs of | 42 | \$28.03 | \$22.80 | \$29.75 | \$34.01 | \$58,301 |
| 33-9099 | Protective Svc Wkrs, All Other | 97 | \$22.87 | \$15.74 | \$22.04 | \$29.96 | \$47,556 |
| 11-2031 | Public Relations Mgrs | | \$38.28 | \$28.80 | \$35.38 | \$44.98 | \$79,624 |
| 27-3031 | Public Relations Specialists | | \$30.70 | \$21.40 | \$27.44 | \$36.54 | \$63,863 |
| 13-1023 | Purchasing Agents (Not Wholesale/Retail/Farm Prdcts) | 142 | \$28.66 | \$20.84 | \$27.51 | \$35.07 | \$59,621 |
| 11-3061 | Purchasing Mgrs | 12 | \$41.26 | \$33.94 | \$38.10 | \$46.93 | \$85,838 |
| 29-2037 | Radiologic Technologists & Technicians | | \$33.29 | \$26.56 | \$36.41 | \$41.45 | \$69,242 |
| 41-9022 | Real Estate Sales Agents | 55 | \$39.95 | \$33.63 | \$39.20 | \$43.68 | \$83,102 |
| 43-4171 | Receptionists & Information Clerks | 451 | \$12.02 | \$10.29 | \$11.82 | \$13.65 | \$24,986 |
| 39-9032 | Recreation Wkrs | | \$19.72 | \$12.41 | \$17.00 | \$25.38 | \$40,999 |
| 29-1125 | Recreational Therapists | | \$24.96 | \$18.75 | \$25.82 | \$30.69 | \$51,921 |
| 53-7081 | Refuse & Recyclable Material Collectors | 105 | \$17.74 | \$14.19 | \$17.14 | \$20.33 | \$36,902 |
| 29-1111 | Registered Nurses | | \$32.07 | \$29.43 | \$32.45 | \$35.43 | \$66,701 |
| 21-1015 | Rehabilitation Counselors | 146 | \$22.29 | \$17.36 | \$24.64 | \$26.79 | \$46,363 |
| 21-2099 | Religious Wkrs, All Other | | \$13.98 | \$12.14 | \$13.34 | \$14.56 | \$29,069 |
| 27-3022 | Reporters & Correspondents | 39 | \$19.30 | \$10.31 | \$12.51 | \$22.18 | \$40,133 |
| 39-9041 | Residential Advisors | | \$14.01 | \$12.64 | \$13.71 | \$14.82 | \$29,127 |
| 29-1126 | Respiratory Therapists | | \$30.35 | \$27.91 | \$31.39 | \$34.13 | \$63,118 |
| 41-1011 | Retail Sales Wkrs, 1st-Line Supervisors/Mgrs of | 398 | \$19.38 | \$13.97 | \$17.22 | \$22.85 | \$40,308 |
| 41-2031 | Retail Salespersons | 1,600 | \$12.89 | \$9.42 | \$10.80 | \$13.73 | \$26,808 |
| 47-2181 | Roofers | 40 | \$21.56 | \$15.92 | \$18.83 | \$26.90 | \$44,835 |
| 41-9799 | Sales & Related Workers, All Other | | \$15.70 | \$11.08 | \$13.12 | \$16.26 | \$32,651 |
| 41-9031 | Sales Engineers | 18 | \$46.81 | \$36.17 | \$44.85 | \$57.89 | \$97,381 |
| 11-2022 | Sales Mgrs | 52 | \$50.11 | \$36.81 | \$43.26 | \$61.91 | \$104,243 |
| 41-3099 | Sales Reps, Svcs, All Other | 45 | \$21.18 | \$15.98 | \$19.23 | \$22.23 | \$44,067 |
| 41-4012 | Sales Reps, Wholesale/Manuf (Not Tech/Sci Prdcts) | 303 | \$25.35 | \$16.03 | \$21.89 | \$29.62 | \$52,725 |
| 41-4011 | Sales Reps, Wholesale/Manuf, Tech.Scientific Prdcts | | \$37.65 | \$31.27 | \$33.68 | \$36.09 | \$78,319 |
| 51-7041 | Sawing Machine Setters, Ops, & Tenders, Wood | 49 | \$18.07 | \$16.27 | \$17.93 | \$20.16 | \$37,590 |
| 25-2031 | Secondary School Teachers (Not Special/Voc Ed) | | | | | | \$58,543 |
| 43-6014 | Secretaries, Not Legal, Medical, & Executive | 964 | \$15.73 | \$12.87 | \$15.78 | \$18.18 | \$32,720 |
| 41-3031 | Securities, Commodities, & Financial Svcs Sales Agents | | \$37.47 | \$22.11 | \$28.13 | \$40.41 | \$77,940 |

| SOC Code | Balance of State East, WA Occupational Title | Estimated Employment | Average Wage | Percentiles | | | Annual Wage |
|----------|--|----------------------|--------------|-------------|---------|---------|-------------|
| | | | | 25th | 50th | 75th | |
| 33-9032 | Security Guards | 166 | \$15.51 | \$11.44 | \$15.95 | \$18.06 | \$32,261 |
| 25-3021 | Self-Enrichment Education Teachers | 71 | \$16.82 | \$10.78 | \$15.46 | \$19.82 | \$34,981 |
| 51-9012 | Separating & Filtering Machine Setters/Ops/Tndrs | | \$21.20 | \$15.09 | \$20.50 | \$22.85 | \$44,102 |
| 51-6031 | Sewing Machine Operators | 15 | \$11.64 | \$9.22 | \$9.73 | \$14.04 | \$24,216 |
| 43-5071 | Shipping, Receiving, & Traffic Clerks | 141 | \$14.59 | \$12.06 | \$14.00 | \$17.03 | \$30,354 |
| 11-9151 | Social & Community Svc Mgrs | 44 | \$30.07 | \$25.07 | \$29.37 | \$34.80 | \$62,535 |
| 21-1093 | Social & Human Svc Assistants | | \$14.94 | \$11.05 | \$13.57 | \$17.55 | \$31,084 |
| 19-4061 | Social Science Research Assistants | 23 | \$20.33 | \$18.73 | \$20.46 | \$21.99 | \$42,294 |
| 21-1029 | Social Wkrs, All Other | 101 | \$19.85 | \$15.48 | \$17.58 | \$22.00 | \$41,269 |
| 19-1013 | Soil & Plant Scientists | 26 | \$45.29 | \$34.47 | \$42.46 | \$55.62 | \$94,212 |
| 25-2041 | Special Ed Teachers, Preschool, Kindergarten, Elementary | | | | | | \$53,986 |
| 25-2053 | Special Education Teachers, Middle School | | | | | | \$60,816 |
| 25-2054 | Special Education Teachers, Secondary School | | | | | | \$60,549 |
| 29-1127 | Speech-Language Pathologists | | \$35.20 | \$30.15 | \$36.85 | \$42.18 | \$73,211 |
| 51-8021 | Stationary Engineers & Boiler Operators | | \$21.45 | \$18.58 | \$21.46 | \$24.68 | \$44,612 |
| 43-5081 | Stock Clerks & Order Fillers | 630 | \$11.59 | \$9.32 | \$10.12 | \$13.27 | \$24,115 |
| 21-1011 | Substance Abuse & Behavioral Disorder Counselors | 19 | \$19.16 | \$15.37 | \$18.81 | \$21.73 | \$39,838 |
| 29-1067 | Surgeons | | \$102.75 | \$80.23 | | | \$213,716 |
| 29-2055 | Surgical Technologists | | \$20.20 | \$16.65 | \$20.52 | \$23.60 | \$42,018 |
| 17-3031 | Surveying & Mapping Technicians | 18 | \$21.13 | \$15.26 | \$20.35 | \$27.53 | \$43,957 |
| 17-1022 | Surveyors | 26 | \$29.85 | \$19.97 | \$28.15 | \$39.01 | \$62,089 |
| 53-6031 | Svc Station Attendants | | \$12.02 | \$10.09 | \$11.04 | \$12.41 | \$24,992 |
| 43-2011 | Switchboard Operators, Including Answering Svc | | \$14.42 | \$12.89 | \$14.11 | \$15.60 | \$29,984 |
| 53-3041 | Taxi Drivers & Chauffeurs | | \$11.18 | \$10.16 | \$11.05 | \$11.95 | \$23,236 |
| 25-9041 | Teacher Assistants | | | | | | \$27,430 |
| 25-3999 | Teachers, Primary, Secondary, & Adult, All Others | 628 | | | | | \$32,832 |
| 51-2092 | Team Assemblers | 173 | \$15.89 | \$13.59 | \$15.22 | \$17.64 | \$33,053 |
| 27-3042 | Tech Writers | 21 | \$23.52 | \$20.20 | \$22.68 | \$26.40 | \$48,929 |
| 49-2022 | Telecom Equipment Installers & Repairers (Not Line) | | \$26.41 | \$24.21 | \$27.51 | \$31.19 | \$54,929 |
| 49-9052 | Telecommunications Line Installers & Repairers | 16 | \$20.74 | \$14.36 | \$17.27 | \$25.59 | \$43,139 |
| 43-3071 | Tellers | 288 | \$13.24 | \$11.80 | \$13.14 | \$14.53 | \$27,533 |
| 23-2093 | Title Examiners, Abstractors, & Searchers | | \$17.34 | \$15.65 | \$17.01 | \$18.37 | \$36,070 |
| 13-1151 | Training & Development Specialists | 49 | \$26.51 | \$17.57 | \$26.55 | \$34.09 | \$55,133 |
| 11-3071 | Transportation, Storage, & Distribution Mgrs | 26 | \$41.67 | \$27.63 | \$37.73 | \$50.18 | \$86,675 |
| 53-1031 | Transpnt/Material-Mvng Vehicle Ops, 1st-Ln Spvrs/Mgrs | 77 | \$25.08 | \$17.33 | \$22.10 | \$29.24 | \$52,178 |
| 53-3032 | Truck Drivers, Heavy & Tractor-Trailer | 554 | \$17.09 | \$14.05 | \$16.52 | \$19.06 | \$35,548 |
| 53-3033 | Truck Drivers, Light or Delivery Svcs | 235 | \$11.79 | \$9.39 | \$10.97 | \$13.69 | \$24,523 |
| 19-3051 | Urban & Regional Planners | 17 | \$29.32 | \$25.34 | \$28.24 | \$33.00 | \$60,977 |
| 29-1131 | Veterinarians | 30 | \$36.34 | \$23.12 | \$36.07 | \$43.57 | \$75,579 |
| 31-9096 | Veterinary Assistants & Laboratory Animal Caretakers | 44 | \$11.14 | \$9.61 | \$10.87 | \$12.53 | \$23,169 |
| 29-2056 | Veterinary Technologists & Technicians | 14 | \$13.28 | \$11.68 | \$13.31 | \$14.75 | \$27,622 |
| 25-2032 | Vocational Education Teachers, Secondary School | | | | | | \$63,421 |
| 35-3031 | Waiters & Waitresses | 609 | \$14.31 | \$12.10 | \$13.56 | \$15.18 | \$29,760 |
| 51-8031 | Water & Liquid Waste Treatment Plant & System Ops | | \$19.94 | \$16.78 | \$18.57 | \$21.95 | \$41,471 |
| 43-5111 | Weighers, Measurers, Checkers, & Samplers, Recordkeeping | | \$14.25 | \$12.24 | \$13.53 | \$14.97 | \$29,625 |
| 51-4121 | Welders, Cutters, Solderers, & Brazers | 170 | \$17.70 | \$14.65 | \$16.86 | \$19.21 | \$36,813 |
| 51-7042 | Woodworking Machine Setters/Ops/Tenders (Not Sawing) | | \$19.41 | \$17.15 | \$19.83 | \$21.97 | \$40,368 |
| 43-9022 | Word Processors & Typists | 26 | \$13.91 | \$12.15 | \$12.25 | \$15.46 | \$28,945 |
| 27-3043 | Writers & Authors | 17 | \$16.22 | \$11.56 | \$13.54 | \$20.79 | \$33,731 |
| 19-1023 | Zoologists & Wildlife Biologists | 74 | \$31.48 | \$26.20 | \$29.56 | \$36.34 | \$65,492 |