

**Quarterly Census of  
Employment and Wages  
Business Employment Dynamics  
April to June 2021**

**Figure 1**

Net change in jobs, seasonally adjusted, U.S. and Washington state, second quarter 2004 through second quarter 2021.

**Figure 2**

Gross job gains and losses, seasonally adjusted, Washington state, second quarter 2004 through second quarter 2021.

**Figure 3**

Net change in job gains and losses by industry sector, seasonally adjusted, United States, second quarter 2021.

**Figure 4**

Net change in job gains and losses by industry sector, seasonally adjusted, Washington state, second quarter 2021.

**Figure 5**

Net change in jobs by industry sector, seasonally adjusted, Washington state, second quarter 2020 and 2021.

**Data Architecture, Transformation  
and Analytics Division**

**February 2022**



**Employment  
Security  
Department**  
WASHINGTON STATE

# Washington State Business Employment Dynamics Second Quarter 2021



In second quarter 2021, April to June, seasonally adjusted job gains in Washington's private sector totaled 184,755 while job losses from businesses closing or contracting totaled 161,011. The result of these changes was a net gain of 23,744 jobs during the second quarter. These numbers show the key changes in private sector employment, also called Business Employment Dynamics (BED).

The U.S. Bureau of Labor Statistics' Business Employment Dynamics data series highlights the forces driving labor market dynamics at the state and national levels. Job gains and losses at private business establishments are tracked showing employment changes due to establishment openings or closings versus adding or shedding jobs at existing firms. The most recent BED data cover events through second quarter 2021.

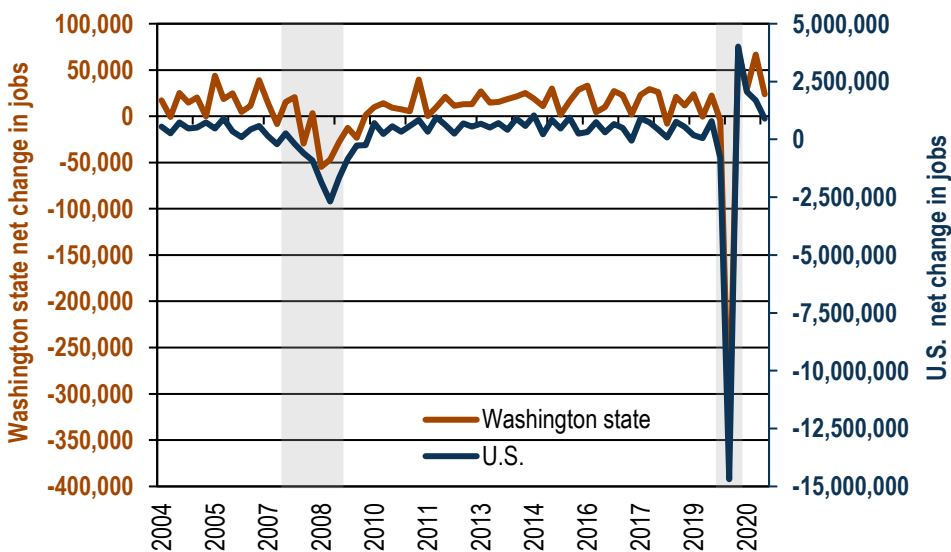
Employment Security Department is an equal opportunity employer/program. Auxiliary aids and services are available upon request to people with disabilities. Language assistance services for limited English proficient individuals are available free of charge. Washington Relay Service: 711.

## Net job gains continue for the state and nation in second quarter 2021

Nationally, job gains exceeded job losses in 39 states for a net private sector employment gain of 893,000. The number of jobs gained during the second quarter were less than the 1,685,000 jobs gained during the previous quarter, and less than the 2,064,000 jobs gained over fourth quarter 2020. Added together, the number of jobs gained in third quarter 2020 through second quarter 2021 have recovered roughly 59 percent of the jobs lost during second quarter 2020. Washington state gained 23,744 jobs in second quarter 2021. The increase for Washington continues to help offset the sharp downturn from second quarter 2020 when the state lost 346,712 jobs.

Figure 1 depicts the changing business employment dynamic and compares Washington state to national trends. On a national and state basis, net job gains and losses are sensitive to the business cycle. During the 2007 recession, net job losses increased before bottoming out in first quarter 2009. Net job growth resumed in second quarter 2010 and carried through until the next recession, resulting from efforts to reduce the effects of the pandemic. Job growth had begun to pick up in third quarter 2020 for the state and nation, helping to confirm the end of the COVID-19 recession in April.

**Figure 1.** Net change in jobs, seasonally adjusted  
United States and Washington state, second quarter 2004 through second quarter 2021  
Source: U.S. Bureau of Labor Statistics, Business Employment Dynamics data series



*Job growth in the U.S. and Washington continued into second quarter 2021.*

**Note:** Shaded areas are U.S. recession periods.

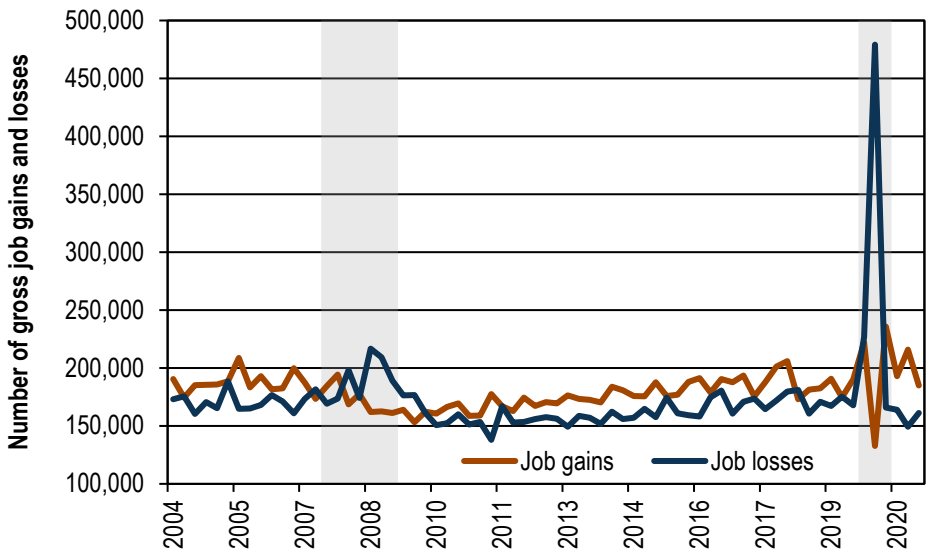
At the national level, gross job gains were 8.1 million at opening and expanding establishments. Closing and contracting establishments lost 7.2 million jobs. Gross job losses were 5.9 percent of private sector employment. Opening establishments provided 1.5 million jobs. Washington state gained 184,755 jobs from new and expanding private businesses and lost 161,011 jobs from businesses closing or contracting for a net gain of 23,744 jobs in second quarter 2021. This compares to a net gain of 66,772 jobs in first quarter 2021 and a net loss of 346,712 jobs in second quarter 2020.

More labor market information is available at: [www.esd.wa.gov/labormarketinfo](http://www.esd.wa.gov/labormarketinfo)

For more on the Business Employment Dynamics data series, visit: [www.bls.gov/bdm](http://www.bls.gov/bdm)

Figure 2 shows the quarterly pattern of gross job gains and losses in Washington state.

**Figure 2.** Gross job gains and losses, seasonally adjusted  
 Washington state, second quarter 2004 through second quarter 2021  
 Source: U.S. Bureau of Labor Statistics, Business Employment Dynamics data series



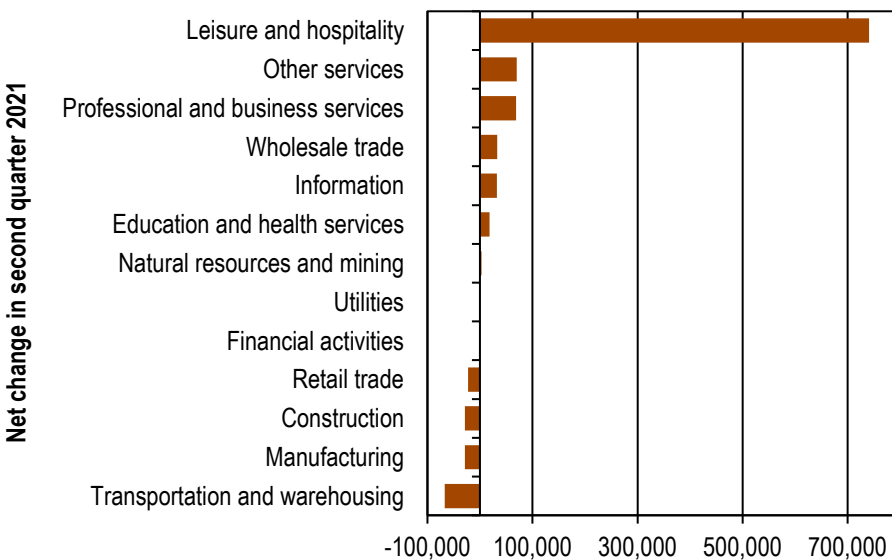
*Gross job gains fell while gross job losses rose in second quarter 2021.*

**Note:** Shaded areas are U.S. recession periods

### Nationally, net job gains and losses were mixed across major industries

The data in Figure 3 illustrate the net change in industry employment for the U.S. Total private sector employment rose by 893,000 in second quarter 2021. Service-providing industries had a seasonally adjusted net gain of 948,000 jobs and goods-producing industries posted a net loss of 55,000 jobs. In second quarter 2021, seven industry sectors reported job gains compared with none reporting gains during second quarter 2020.

**Figure 3.** Net change in job gains and losses by industry sector, seasonally adjusted  
 United States, second quarter 2021  
 Source: U.S. Bureau of Labor Statistics, Business Employment Dynamics data series

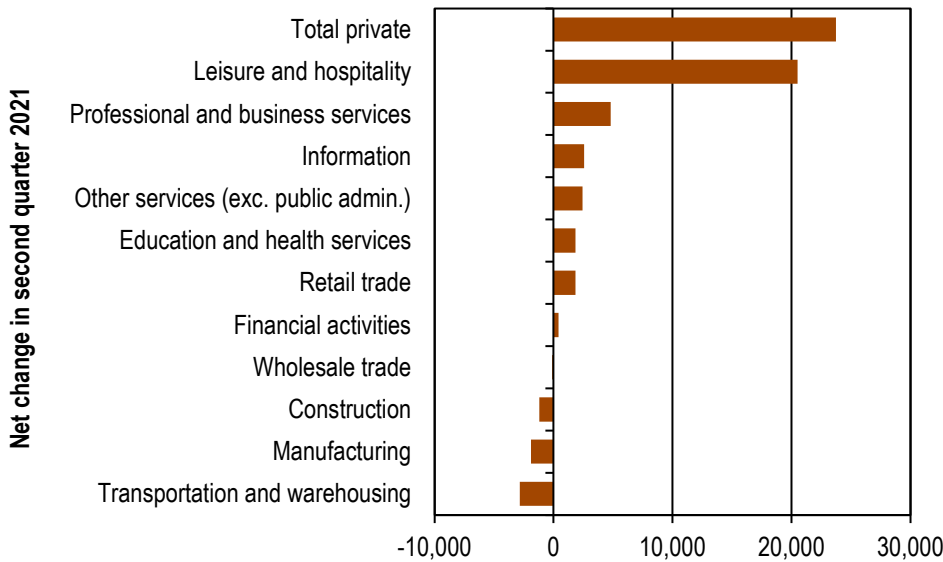


*Leisure and hospitality reported the most net gains while transportation and warehousing reported the highest net losses in second quarter 2021.*

# Washington state industry employment

Figure 4 shows net employment changes in Washington state industry sectors. Total private sector employment had a net increase of 23,744. Seven industry sectors reported net job gains in second quarter 2021 and four industry sectors showed job losses. The top three industry sectors showing job gains were leisure and hospitality with a gain of 20,509, followed by professional and business services (4,795) and information (2,576). The industry that experienced the most job losses was transportation and warehousing (2,848).

**Figure 4.** Net change in job gains and losses by industry sector, seasonally adjusted Washington state, second quarter 2021  
Source: U.S. Bureau of Labor Statistics, Business Employment Dynamics data series

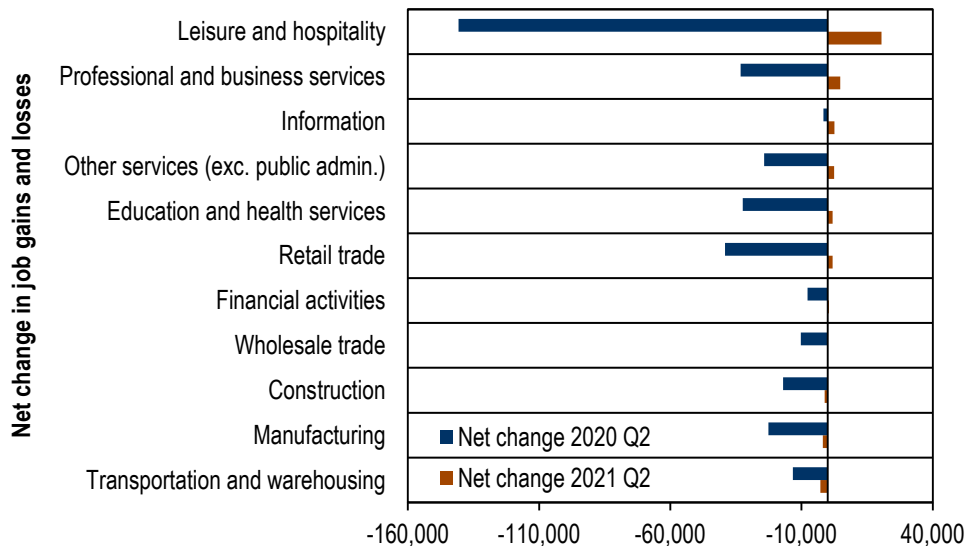


*In Washington state, leisure and hospitality, professional and business services, and information had the most job gains in second quarter 2021.*

Comparing second quarter 2021 to second quarter 2020 in Washington state (Figure 5):

- All eleven private industry sectors had higher net gains in second quarter 2021 compared with second quarter 2020.
- Leisure and hospitality had the largest net improvement from year to year with a gain of 20,509 jobs in second quarter 2021 compared with a loss of 140,719 in second quarter 2020.
- Information had the lowest net gain from year to year with a gain of 2,576 jobs in second quarter 2021 compared with a loss of 1,608 in second quarter 2020.

**Figure 5.** Net change in jobs by industry sector, seasonally adjusted Washington state, second quarter 2020 and 2021  
Source: U.S. Bureau of Labor Statistics, Business Employment Dynamics data series



*Washington had more net gains in jobs in all major industries in second quarter 2021 compared with second quarter 2020.*

**Note:** data for natural resources, mining and utilities are not disclosed in order to maintain employer confidentiality.

## BED report contacts

Paul Turek,  
*State Labor Economist*  
*BED Author*  
 Paul.turek@esd.wa.gov  
 360-706-3044

Molly Webster,  
*QCEW Supervisor*  
 Molly.webster@esd.wa.gov  
 360-890-3739

Danell McMillian,  
*QCEW Research Analyst*  
 Danell.mcmillian@esd.wa.gov  
 360-890-3740

## Contact an economist online!

We have seven regional economists serving local labor markets in Washington. Regional economists can help you find and use labor-market data, fulfill special data requests and answer questions about the labor market in your area. They serve professionals and organizations in their areas for WorkSource offices, workforce development councils, non-profit organizations, higher education, businesses and the news media.

### Statewide labor economist:

Paul Turek, Ph.D.  
 Paul.turek@esd.wa.gov  
 360-706-3044

### Regional labor economists:

Scott Bailey  
 Scott.bailey@esd.wa.gov  
 360-810-0048

Don Meseck  
 Don.meseck@esd.wa.gov  
 509-574-0176

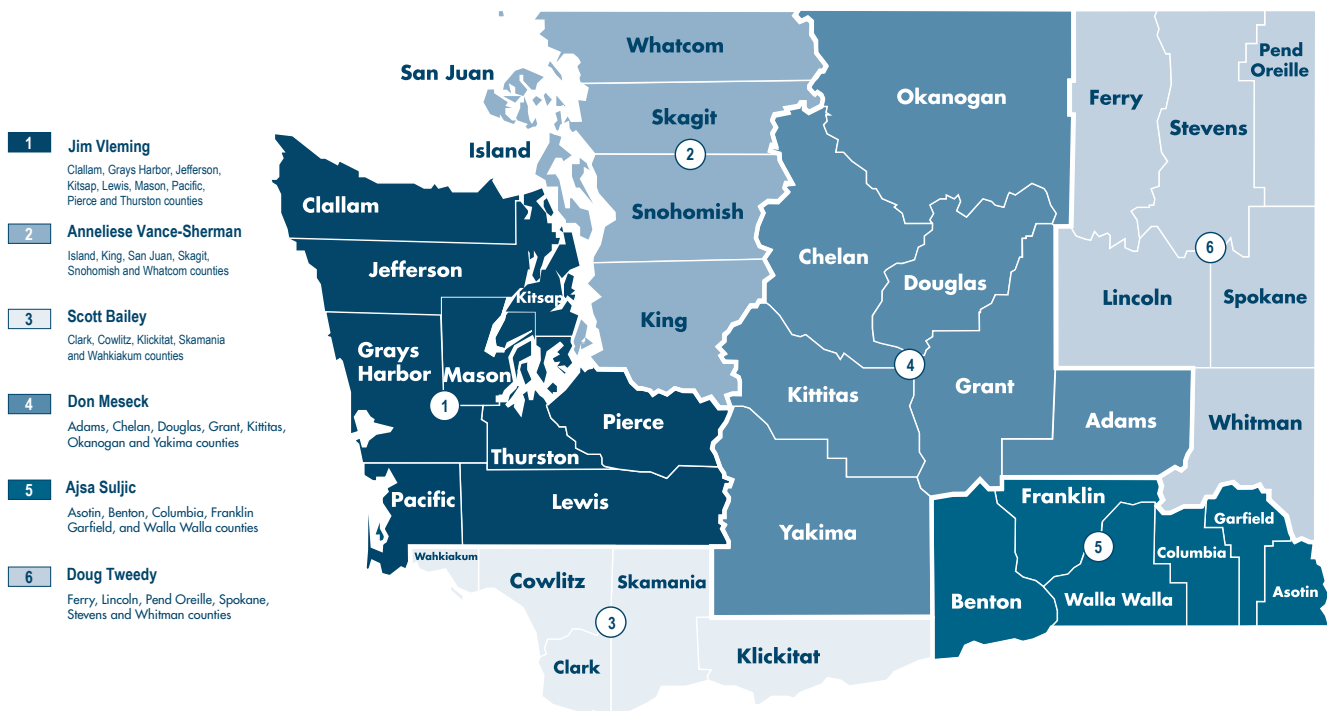
Ajsa Suljic  
 Ajsa.suljic@esd.wa.gov  
 509-734-5928

Doug Tweedy  
 Doug.tweedy@esd.wa.gov  
 509-434-5278

Anneliese Vance-Sherman, Ph.D.  
 Anneliese.vancesherman@esd.wa.gov  
 425-258-6315

Jim Vleming  
 Jim.vleming@esd.wa.gov  
 360-819-3427

## Washington state regional labor economist reporting areas



This workforce product was funded by a grant awarded by the U.S. Department of Labor's Employment and Training Administration. The product was created by the recipient and does not necessarily reflect the official position of the U.S. Department of Labor. The Department of Labor makes no guarantees, warranties, or assurances of any kind, expressed or implied, with respect to such information, including any information on linked sites and including, but not limited to, accuracy of the information or its completeness, timeliness, usefulness, adequacy, continued availability, or ownership. This product is copyrighted by the institution that created it. Internal use by an organization and/or personal use by an individual for non-commercial purposes is permissible. All other uses require the prior authorization of the copyright owner.