

**Quarterly Census of  
Employment and Wages  
Business Employment Dynamics  
January to March 2022**

**Figure 1**

Net change in jobs,  
seasonally adjusted,  
U.S. and Washington state,  
first quarter 2005 through  
first quarter 2022.

**Figure 2**

Gross job gains and losses,  
seasonally adjusted,  
Washington state,  
first quarter 2005 through  
first quarter 2022.

**Figure 3**

Net change in job gains and  
losses by industry sector,  
seasonally adjusted,  
United States,  
first quarter 2022.

**Figure 4**

Net change in job gains and  
losses by industry sector,  
seasonally adjusted,  
Washington state,  
first quarter 2022.

**Figure 5**

Net change in jobs by industry  
sector, seasonally adjusted,  
Washington state,  
first quarter 2021 and 2022.

**Data Architecture, Transformation  
and Analytics Division**

**December 2022**



# Washington State Business Employment Dynamics *First Quarter 2022*



In first quarter 2022, January to March, seasonally adjusted job gains in Washington's private sector totaled 211,204 while job losses from businesses closing or contracting totaled 147,789. The result of these changes was a net gain of 63,415 jobs during the first quarter. These numbers show the key changes in private sector employment, also called Business Employment Dynamics (BED).

The U.S. Bureau of Labor Statistics' Business Employment Dynamics data series highlights the forces driving labor market dynamics at the state and national levels. Job gains and losses at private business establishments are tracked showing employment changes due to establishment openings or closings versus adding or shedding jobs at existing firms. The most recent BED data cover events through first quarter 2022.

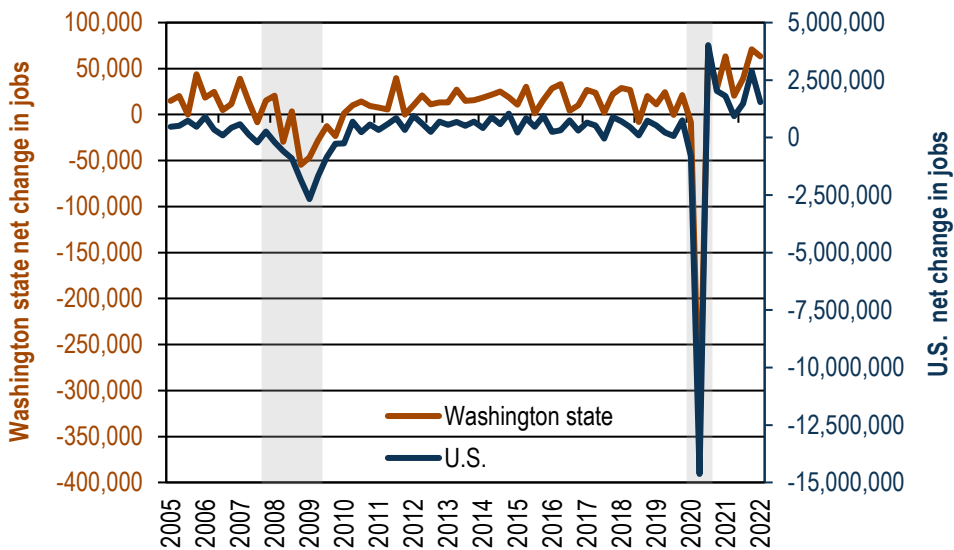
Employment Security Department is an equal opportunity employer/program. Auxiliary aids and services are available upon request to people with disabilities. Language assistance services for limited English proficient individuals are available free of charge. Washington Relay Service: 711.

## Net job gains grew at a slower pace for the state and nation in first quarter 2021

Nationally, job gains exceeded job losses in 49 states for a net private sector employment gain of 1,545,000. The number of jobs gained during the first quarter were less than the 2,892,000 jobs gained during the previous quarter, but more than the 1,474,000 jobs gained over third quarter 2021. Added together, the number of jobs gained in third quarter 2020 through first quarter 2022 have recovered all the jobs lost during second quarter 2020, and 95 percent of the total jobs lost during the pandemic. Washington state gained 63,415 jobs in first quarter 2022. With this increase, Washington state has now recovered all the jobs it lost during the pandemic.

Figure 1 depicts the changing business employment dynamic and compares Washington state to national trends. On a national and state basis, net job gains and losses are sensitive to the business cycle. During the 2007 recession, net job losses increased before bottoming out in first quarter 2009. Net job growth resumed in second quarter 2010 and carried through until the next recession, resulting from efforts to reduce the effects of the pandemic. Job growth had begun to pick up in third quarter 2020 for the state and nation, helping to confirm the end of the COVID-19 recession in April.

**Figure 1.** Net change in jobs, seasonally adjusted  
United States and Washington state, first quarter 2005 through first quarter 2022  
Source: U.S. Bureau of Labor Statistics, Business Employment Dynamics data series



*Job growth in the U.S. and Washington decreased in first quarter 2021.*

**Note:** Shaded areas are U.S. recession periods.

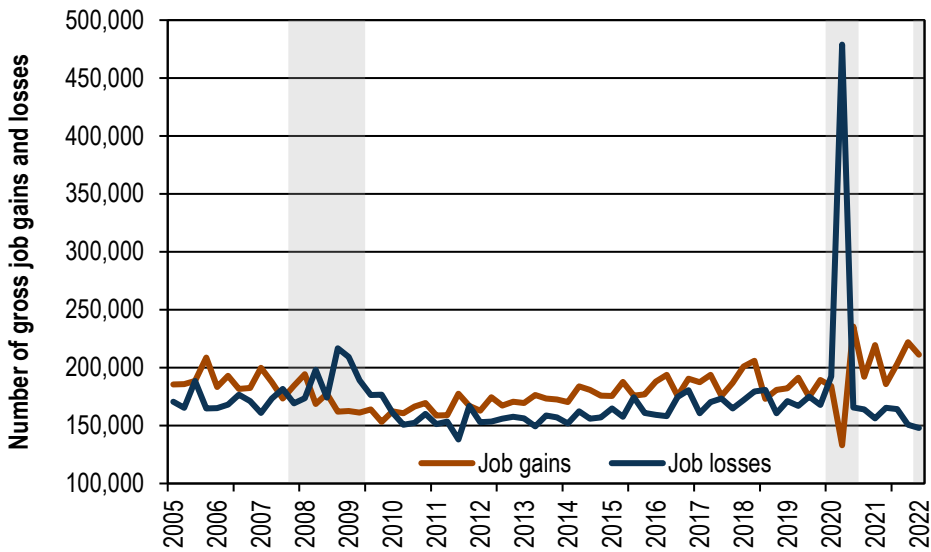
At the national level, gross job gains were 8.4 million at opening and expanding establishments. Closing and contracting establishments lost 6.9 million jobs. Gross job losses were 5.4 percent of private sector employment. Opening establishments provided 1.6 million jobs. Washington state gained 211,204 jobs from new and expanding private businesses and lost 147,789 jobs from businesses closing or contracting for a net gain of 63,415 jobs in first quarter 2022. This compares to a net gain of 71,063 jobs in fourth quarter 2021 and a net gain of 63,303 jobs in first quarter 2021.

More labor market information is available at: [www.esd.wa.gov/labormarketinfo](http://www.esd.wa.gov/labormarketinfo)

For more on the Business Employment Dynamics data series, visit: [www.bls.gov/bdm](http://www.bls.gov/bdm)

Figure 2 shows the quarterly pattern of gross job gains and losses in Washington state.

**Figure 2.** Gross job gains and losses, seasonally adjusted  
Washington state, first quarter 2005 through first quarter 2022  
Source: U.S. Bureau of Labor Statistics, Business Employment Dynamics data series



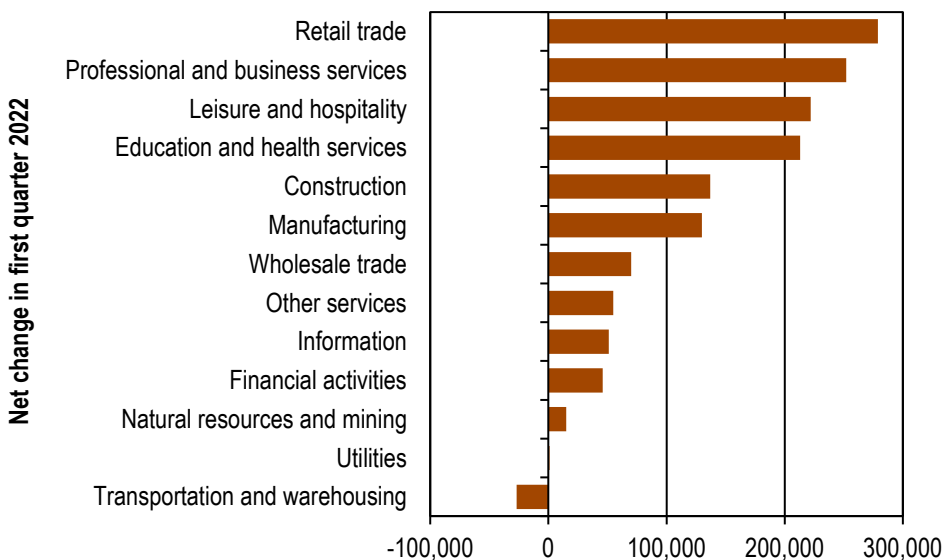
*Gross job gains and gross job losses both fell in first quarter 2022.*

Note: Shaded areas are U.S. recession periods

## Nationally, twelve major industries reported net job gains and one reported losses

The data in Figure 3 illustrate the net change in industry employment for the U.S. Total private sector employment rose by 1,545,000 in first quarter 2022. Service-providing industries had a seasonally adjusted net gain of 1,263,000 jobs, and goods-producing industries posted a net gain of 282,000 jobs. In first quarter 2022, 12 industry sectors reported job gains while 12 also reported gains during first quarter 2021.

**Figure 3.** Net change in job gains and losses by industry sector, seasonally adjusted  
United States, first quarter 2022  
Source: U.S. Bureau of Labor Statistics, Business Employment Dynamics data series

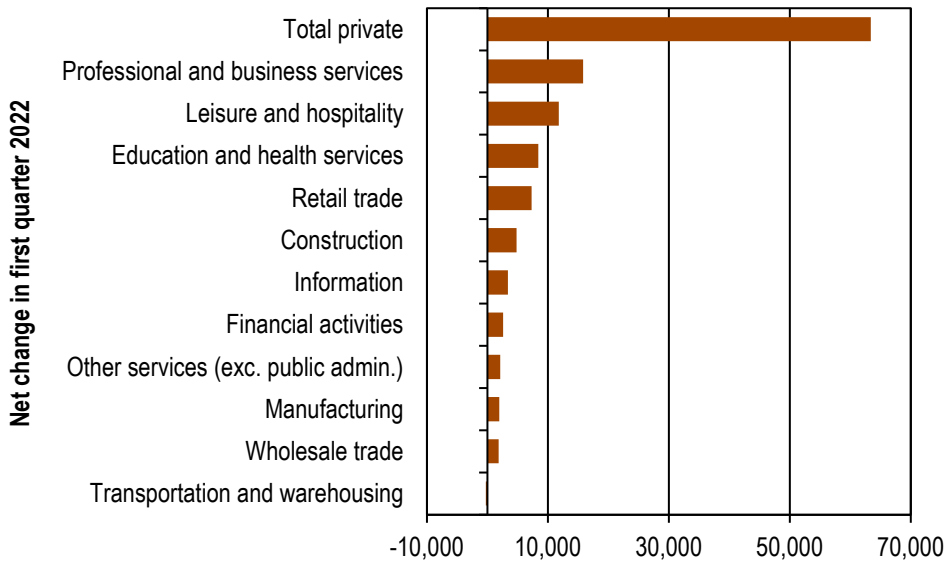


*Retail trade reported the most net gains in first quarter 2022.*

# Washington state industry employment

Figure 4 shows net employment changes in Washington state industry sectors. Total private sector employment had a net increase of 63,415. Ten industry sectors reported net job gains in first quarter 2022. The top three industry sectors showing job gains were professional and business services with a gain of 15,829, followed by leisure and hospitality (11,816) and education and health services (8,417). Transportation and warehousing experienced a loss of 238 jobs.

**Figure 4.** Net change in job gains and losses by industry sector, seasonally adjusted Washington state, first quarter 2022  
 Source: U.S. Bureau of Labor Statistics, Business Employment Dynamics data series

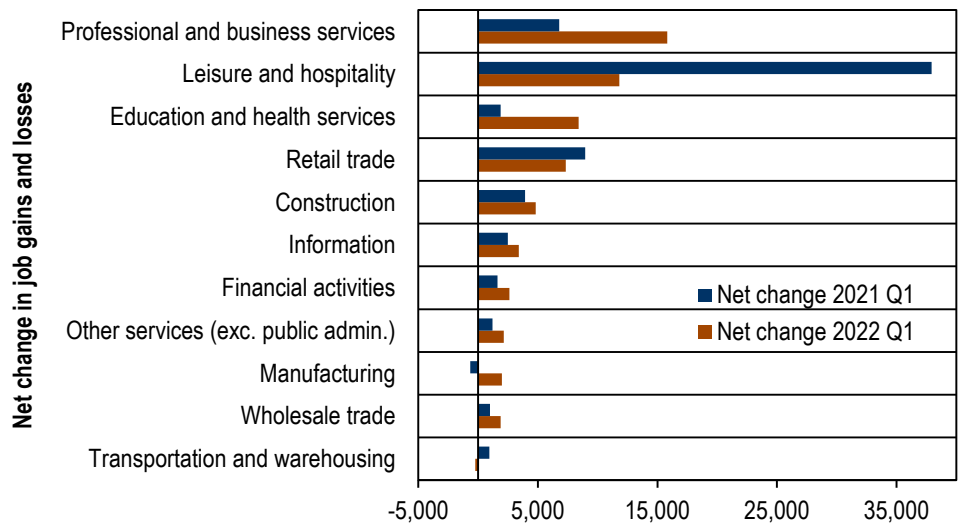


*In Washington state, professional and business services, leisure and hospitality, and education and health services had the most job gains in first quarter 2022.*

Comparing first quarter 2022 to first quarter 2021 in Washington state (Figure 5):

- Eight of eleven private industry sectors had higher net gains in first quarter 2022 compared with first quarter 2021.
- Manufacturing had the largest net improvement from year to year with a gain of 1,988 jobs in first quarter 2022 compared with a loss of 649 in first quarter 2021.
- Leisure and hospitality had the lowest net gain from year to year with a gain of 11,816 jobs in first quarter 2022 compared with a gain of 37,935 in first quarter 2021.

**Figure 5.** Net change in jobs by industry sector, seasonally adjusted Washington state, first quarter 2021 and 2022  
 Source: U.S. Bureau of Labor Statistics, Business Employment Dynamics data series



*Washington had more net gains in jobs in eight major industries in first quarter 2022 compared with first quarter 2021.*

**Note:** data for natural resources, mining and utilities are not disclosed in order to maintain employer confidentiality.

## BED report contacts

Paul Turek,  
*State Labor Economist*  
*BED Author*  
 Paul.turek@esd.wa.gov  
 360-706-3044

Molly Webster,  
*QCEW Supervisor*  
 Molly.webster@esd.wa.gov  
 360-890-3739

Danell McMillian,  
*QCEW Research Analyst*  
 Danell.mcmillian@esd.wa.gov  
 360-890-3740

## Contact an economist online!

We have seven regional economists serving local labor markets in Washington. Regional economists can help you find and use labor-market data, fulfill special data requests and answer questions about the labor market in your area. They serve professionals and organizations in their areas for WorkSource offices, workforce development councils, non-profit organizations, higher education, businesses and the news media.

### Statewide labor economist:

Paul Turek, Ph.D.  
 Paul.turek@esd.wa.gov  
 360-706-3044

### Regional labor economists:

Scott Bailey  
 Scott.bailey@esd.wa.gov  
 360-810-0048

Don Meseck  
 Don.meseck@esd.wa.gov  
 509-607-3267

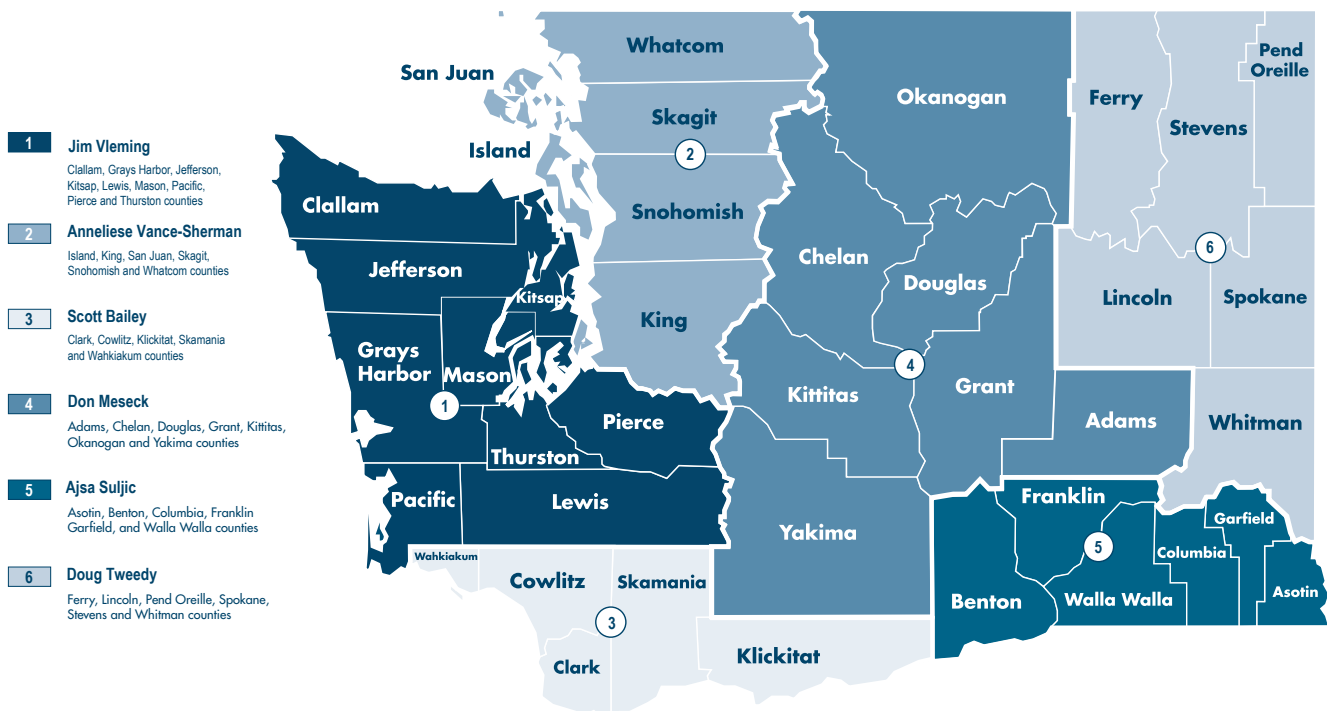
Ajsa Suljic  
 Ajsa.suljic@esd.wa.gov  
 509-734-5928

Doug Tweedy  
 Doug.tweedy@esd.wa.gov  
 509-434-5278

Anneliese Vance-Sherman, Ph.D.  
 Anneliese.vance-sherman@esd.wa.gov  
 425-258-6315

Jim Vleming  
 Jim.vleming@esd.wa.gov  
 360-819-3427

## Washington state regional labor economist reporting areas



This workforce product was funded by a grant awarded by the U.S. Department of Labor's Employment and Training Administration. The product was created by the recipient and does not necessarily reflect the official position of the U.S. Department of Labor. The Department of Labor makes no guarantees, warranties, or assurances of any kind, expressed or implied, with respect to such information, including any information on linked sites and including, but not limited to, accuracy of the information or its completeness, timeliness, usefulness, adequacy, continued availability, or ownership. This product is copyrighted by the institution that created it. Internal use by an organization and/or personal use by an individual for non-commercial purposes is permissible. All other uses require the prior authorization of the copyright owner.